

From unicellular fatgraphs to trees

Thomas J. X. Li, Christian M. Reidys*

*Biocomplexity Institute of Virginia Tech
1015 Life Sciences Circle, Blacksburg, VA 24061, USA*

*Department of Mathematics of Virginia Tech
225 Stanger Street, Blacksburg, VA 24061, USA*

Abstract

In this paper we study the minimum number of reversals needed to transform a unicellular fatgraph into a tree. We consider reversals acting on boundary components, having the natural interpretation as gluing, slicing or half-flipping of vertices. Our main result is an expression for the minimum number of reversals needed to transform a unicellular fatgraph to a plane tree. The expression involves the Euler genus of the fatgraph and an additional parameter, which counts the number of certain orientable blocks in the decomposition of the fatgraph. In the process we derive a constructive proof of how to decompose non-orientable, irreducible, unicellular fatgraphs into smaller fatgraphs of the same type or trivial fatgraphs, consisting of a single ribbon. We furthermore provide a detailed analysis how reversals affect the component-structure of the underlying fatgraphs. Our results generalize the Hannenhalli-Pevzner formula for the reversal distance of signed permutations.

Keywords: Fatgraph, Genus, Reversal, Tree, Irreducible

1. Introduction

A *fatgraph* is an embedding of a connected finite graph into a 2-dimensional, compact surface, such that each connected component of its complement is

*Corresponding author.

Email addresses: `thomasli@vt.edu` (Thomas J. X. Li), `duck@santafe.edu` (Christian M. Reidys)

homeomorphic to a disc. Fatgraphs are also referred to as *maps* or *ribbon graphs*, and are a special type of *dessin d'enfant* as defined by Grothendieck [9]. In this paper we consider fatgraphs of orientable as well as non-orientable surfaces. A fatgraph is *unicellular* if it has only one boundary component.

A well-studied example are plane trees, i.e. unicellular fatgraphs embedded into the sphere. Unicellular fatgraphs appear frequently in combinatorics [16, 15, 5, 6] and play a central role in geometry: moduli spaces of curves [11, 18], in knot theory: Bollobás-Riordan-Tutte polynomial [4, 7], in mathematical physics: quantum field theory [2, 14], and in bioinformatics: modeling of macromolecules [19] including proteins [20] as well as RNA structures [17, 1].

Recently, Huang and Reidys [13] give a topological interpretation of the Hannenhalli-Pevzner theory for the reversal distance of signed permutations. The reversal distance problem originates from genome rearrangements in molecular evolution and was analyzed in a seminal paper by Hannenhalli and Pevzner [10] employing breakpoint graphs. The topological framework of [13] constructs a bijection between signed permutations and π -maps, an equivalence class of particular unicellular fatgraphs, see Section 2 for details. Reversals on signed permutations correspond to three operations on π -maps, namely gluing, slicing and half-flipping. Fig. 1 illustrates *reversals* acting on an arbitrary unicellular fatgraph. In the following we will consider gluing, slicing and half-flipping on arbitrary fatgraphs and refer to these simply as reversals. The reversal distance of a signed permutation is connected to the topological genus of the associated π -map and can be formulated as the solution of a combinatorial optimization problem, namely as the minimum number of reversal actions needed to reduce a π -map to a tree.

In this paper we study the *r-distance* of a unicellular fatgraph, that is, the minimum number of reversals needed to transform it to a plane tree.

The main result of this paper is an explicit formula for computing the *r-distance* for arbitrary fatgraphs. The formula generalizes the Hannenhalli-Pevzner expression for the reversal distance of signed permutations and can be computed in polynomial time:

$$d(\mathbb{G}) = \begin{cases} g + h + 1 & \text{if } h \neq 1, h \text{ is odd and all } h \text{ E-blocks are super-blocks,} \\ g + h & \text{otherwise,} \end{cases} \quad (1.1)$$

where g is the Euler genus of \mathbb{G} and h is the number of E-blocks in \mathbb{G} , see Section 9.

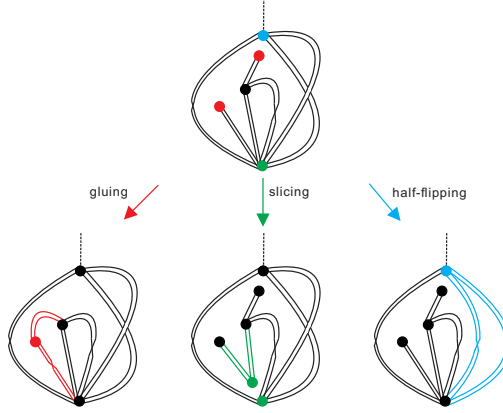


Fig. 1: The three actions on fatgraphs: gluing, slicing and half-flipping.

To prove eq. (1.1), we decompose a unicellular fatgraph into *components*, i.e. equivalence classes of associated ribbons. Given a unicellular fatgraph, two ribbons r_1, r_2 are *associated* if there exists a sequence of ribbons $(r_1 = w_1, w_2, \dots, w_{k-1}, w_k = r_2)$, such that each two consecutive ribbons are traversed alternately on the boundary component, see Section 3. A component is *trivial* if it consists of a single bi-directional ribbon¹. This decomposition allows us to introduce the *component tree*, T , see Section 3.

By deleting trivial components, \mathbb{G} dissects into *blocks*. This gives rise to the *block tree* of \mathbb{G} , see Section 3. A block containing only orientable components is called *orientable* and *exposed* (*E-block*) if it is orientable and not contained in a path in the block tree, joining two other orientable blocks.

Eq. (1.1) follows in three steps: first we show that any non-orientable component can be reduced into a tree via g reversals. Here we can identify upfront the set of mono-directional ribbons, whose slicing produces a fatgraph consisting of exclusively non-orientable as well as trivial components. Compared with [13] and [10], our proof provides new insight and is constructive. We can explicitly characterize the relevant ribbons as opposed to showing the mere their existence via a proof by contradiction.

Calling a block, containing at least one non-orientable component, *non-orientable* we secondly show that any non-orientable block can be transformed into a tree via exactly g slicings. The idea will be to successively

¹corresponding to the cut edges, considered in graph theory

merge two non-orientable and orientable components into a single, non-orientable component via slicings. By successively eliminating orientable components, we thereby reduce the problem to non-orientable components.

Thirdly, it remains to consider blocks containing exclusively orientable components. Their analysis involves certain paths within the block tree and blocks, not contained in these paths, i.e. *exposed* blocks (E-blocks). The E-blocks are of central importance for deriving eq. (1.1). Certain blocks contained in the above mentioned paths are merged into a single non-orientable block by means of gluings and half-flippings. This reduces the problem to non-orientable blocks.

Fatgraphs appear in the context of RNA pseudoknots, RNA structures that exhibit cross-serial interactions. Pseudoknot RNA is of relevance in the context of aging (RNA telomerase) [3] and disease (non-coding RNA) [8]. The topological classification of RNA pseudoknots, employing orientable fatgraphs, has been studied in [17, 1] and led to folding algorithms that construct a partition function of such configurations in $O(n^6)$ time and $O(n^4)$ space complexity [21]. [12] presents a context-free grammar for uniformly generating RNA structures of fixed topological genus. The grammar is facilitated by a bijection reducing the genus of orientable, unicellular fatgraphs by successively tri-slicing vertices [5].

The framework presented here deals with arbitrary fatgraphs and employs reversals, i.e. bi-slicing vertices, by which we transform arbitrary, unicellular fatgraphs into trees. We present a simple formula for the minimum number of reversals needed to obtain such a tree. This constitutes as a first step towards a bijection between unicellular fatgraphs and unicellular fatgraphs of lower genera along the lines of [5]. Such a "constructive" genus reduction has the potential to allow to recursively construct more complex RNA structures or proteins, extending the results of [12].

The paper is organized as follows: in Section 2, we introduce fatgraphs. In Section 3, we discuss irreducibility and components and introduce the notion of crossing ribbons and show that any unicellular fatgraph can be decomposed into components. In Section 4 we study reversals on fatgraphs and in Section 5 we analyze the effect of reversals on the direction and crossing of ribbons. We prove in Section 6 that for any non-orientable component its r -distance equals its genus g . Section 7 investigates the effect of reversals on the component tree T and the block tree B . In Section 8, we show that any fatgraph with only non-orientable blocks has its r -distance g . Finally we analyze orientable blocks and prove an analogue of the Hannenhalli-Pevzner

formula for the r -distance of arbitrary fatgraph in Section 9.

2. Fatgraphs

Following [13], a fatgraph can be expressed using sectors, i.e. oriented wedges, represented as pairs $(i, \omega(i))$, where i is a label and $\omega(i) \in \{-1, +1\}$ is the orientation. We denote counterclockwise and clockwise orientations by $\omega(i) = +1$ and $\omega(i) = -1$, respectively. By abuse of notation, we shall identify a sector with its label and only consider a sector as a pair, when its orientation is of particular relevance.

Definition 1. A *rooted fatgraph* with n ribbons is a quadruple $\mathbb{G} = ([2n+1], \sigma, \gamma, \omega)$, where $[2n+1] = \{1, \dots, 2n+1\}$ is a set of labeled sectors, σ and γ are permutations representing vertices and boundary components with $\gamma(2n+1) = \sigma(2n+1) = 1$, the function $\omega : [2n+1] \rightarrow \{-1, +1\}$ represents the orientation of sectors with $\omega(1) = \omega(2n+1)$, and finally for each pair $(x, \sigma(x))$ (where $x \neq 2n+1$), there exists a unique pair $(y, \sigma(y))$ such that

- Case 1:
$$\begin{array}{ccc} x & \xrightarrow{\sigma} & \sigma(x) \\ \gamma \downarrow & & \downarrow \gamma \\ \sigma(y) & \xleftarrow{\sigma} & y \end{array} \quad \text{with } \omega(x) = \omega(\sigma(y)), \omega(\sigma(x)) = \omega(y),$$
- Case 2:
$$\begin{array}{ccc} x & \xrightarrow{\sigma} & \sigma(x) \\ & \searrow \gamma & \swarrow \gamma \\ \sigma(y) & \xleftarrow{\sigma} & y \end{array} \quad \text{with } \omega(x) = -\omega(y), \omega(\sigma(x)) = -\omega(\sigma(y)).$$

The directions of the γ -verticals are implied by the orientations of pairs of sectors $(x, \sigma(x))$ and $(y, \sigma(y))$ and we shall refer to the above diagrams as *untwisted* and *twisted* ribbons, respectively.

The above definition is equivalent to that in [13], since a rooted fatgraph can be obtained from a fatgraph via bisecting the sector, 1, into two sectors 1 and $2n+1$, see Fig. 2 (A) and (B). In the presentation of a fatgraph, we will use an arrow or a sign to denote orientation.

A ribbon is given by two pairs of sectors, $((x, \sigma(x)), (y, \sigma(y)))$. Ribbons with mono- and bi-directional verticals are called *m-* and *b-ribbons*, respectively. For *m*-ribbons we have $\omega(x) = -\omega(\sigma(x))$ and $\omega(y) = -\omega(\sigma(y))$, while

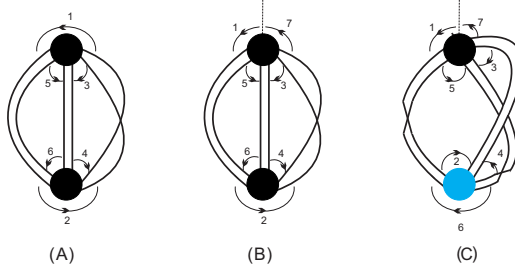


Fig. 2: Fatgraphs. (A) A non-orientable fatgraph as in [13]. (B) The same fatgraph, using our notation: $\sigma = (1, 5, 3, 7)(2, 4, 6)$, $\gamma = (1, 2, 3, 4, 7)(5, 6)$ and orientations $\omega(1) = \omega(2) = \omega(5) = \omega(6) = \omega(7) = +1$, $\omega(3) = \omega(4) = -1$. The ribbon $((1, 5), (6, 2))$ is untwisted and bi-directional, while the ribbon $((5, 3), (4, 6))$ is untwisted and mono-directional. (C) Flipping: vertex $(2, 4, 6)$ in (B) is flipped into $(2, 6, 4)$ in (C).

for b -ribbons $\omega(x) = \omega(\sigma(x))$ and $\omega(y) = \omega(\sigma(y))$ hold. An untwisted ribbon (also for twisted ribbon) can be either a m - or b -ribbon, see Fig. 2 (B).

A fatgraph \mathbb{G} represents a cell-complex of a surface $F(\mathbb{G})$: the topological quotient space $F(\mathbb{G})$ is obtained by identifying the sides of ribbons consistent with their orientations, see [20]. We call a fatgraph *orientable* if it induces an orientable surface $F(\mathbb{G})$, and *non-orientable*, otherwise. Since we work with orientable as well as non-orientable fatgraphs in this paper, we define the *genus* g of \mathbb{G} as the *Euler genus* g^* (or *modified genus*) of $F(\mathbb{G})$, i.e.,

$$2 - g^* = v - e + b,$$

where v, e, b are the numbers of vertices, ribbons and boundary components.

A *flip* of a vertex v reverses the cyclic ordering of its sectors and changes their respective orientations, see Fig. 2 (B) and (C). Two fatgraphs \mathbb{G}_1 and \mathbb{G}_2 are *isomorphic* if \mathbb{G}_2 can be obtained from \mathbb{G}_1 by relabeling of sectors and flipping of vertices. By abuse of notion we shall refer to an equivalence class of isomorphic fatgraphs simply as a fatgraph.

A *unicellular* fatgraph is a fatgraph in which γ is a unique cycle. Without loss of generality we can assume that $\gamma = (1, \dots, 2n + 1)$. In particular, a unicellular fatgraph of genus zero is a plane tree. A π -map [13] is a unicellular fatgraph having a distinguished vertex (called the center) and any other vertices (called external vertices), such that any ribbon is incident to the center and an external vertex. We generalize a criterion for orientability of π -maps [13] to arbitrary unicellular fatgraphs.

Proposition 1 (Orientability). *A unicellular fatgraph \mathbb{G} is non-orientable if and only if \mathbb{G} contains a m -ribbon.*

3. Some basic facts

In this section, we introduce irreducibility and decompose unicellular fatgraphs into their components, extending the results of [13].

Let $\mathbb{G} = ([2n + 1], \sigma, \gamma, \omega)$ be a unicellular fatgraph. Given a ribbon $r = ((x, \sigma(x)), (y, \sigma(y)))$, the *origin* r^L and the *terminus* r^R of r are $r^L = \min_{\gamma} \{x, \sigma(x), y, \sigma(y)\}$ and $r^R = \max_{\gamma} \{x, \sigma(x), y, \sigma(y)\}$, respectively. In the traversal of the boundary component, r^L is the first r -sector, whereas r^R is the last.

Two ribbons r_1 and r_2 are \mathbb{G} -crossing or simply *crossing* if

$$r_1^L <_{\gamma} r_2^L <_{\gamma} r_1^R <_{\gamma} r_2^R \quad \text{or} \quad r_2^L <_{\gamma} r_1^L <_{\gamma} r_2^R <_{\gamma} r_1^R.$$

Otherwise, r_1 and r_2 are called \mathbb{G} -non-crossing. Two ribbons are \mathbb{G} -associated or *associated* if there exists a sequence of ribbons $(r_1 = w_1, w_2, \dots, w_{k-1}, w_k = r_2)$ such that w_i, w_{i+1} are \mathbb{G} -crossing.

Definition 2. (Irreducibility) A unicellular fatgraph \mathbb{G} is *irreducible* if any two \mathbb{G} -ribbons r_1 and r_2 are associated.

Clearly, ribbon association is an equivalence relation and the set of ribbons partitions into equivalence classes of associated ribbons, see Fig. 3 (A).

Definition 3. (Component) A \mathbb{G} -component is an equivalence class of associated ribbons in \mathbb{G} . A \mathbb{G} -component is *trivial* if it consists of only one b -ribbon.

The following proposition is straightforward, see the Supplementary Material (SM).

Proposition 2. *For any unicellular fatgraph \mathbb{G} the following assertions hold:*

- (1) \mathbb{G} uniquely decomposes into a set of components C ,
- (2) each component C induces an irreducible unicellular fatgraph \mathbb{G}_C ,
- (3) $g_{\mathbb{G}} = \sum_C g_{\mathbb{G}^C}$.

Fig. 3 (A) depicts a decomposition of a fatgraph into components.

For any two sectors i and j , we call $[i, j]_{\gamma} = \{s: i \leq_{\gamma} s \leq_{\gamma} j\}$ the *interval of γ* and $(i, j)_{\gamma}$ and $(i, j]_{\gamma}$ are defined analogously. The C -trace I_C is the set of sectors of C -ribbons. Clearly, we have $I_C = \dot{\cup}_i^l [a_i, c_i]_{\gamma}$, where $a_1 <_{\gamma} \dots <_{\gamma} a_l$ and $[c_i, a_{i+1}]_{\gamma}$ is a C -gap, where $1 \leq i \leq l$.

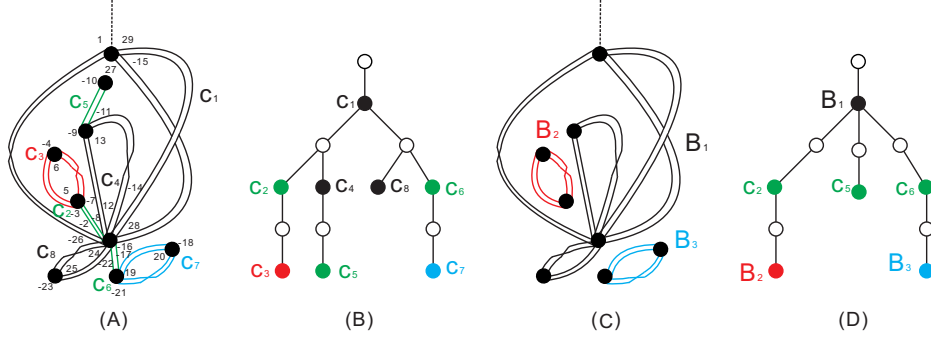


Fig. 3: (A) The decomposition of a unicellular fatgraph into its components. A unicellular fatgraph \mathbb{G} of genus 6 is decomposed into the eight components C_1, \dots, C_8 . The latter have the genera 2, 0, 1, 1, 0, 0, 1, 1, respectively. (B) The component tree T of \mathbb{G} . (C) Deleting trivial components splits \mathbb{G} into its blocks. (D) The block tree B of \mathbb{G} .

Proposition 3. *Any two traces of components are either subsequent or nested, i.e. one is contained in a gap of the other.*

The proof is straightforward and given in the SM. Let \mathbb{G} be a fatgraph having the components C_1, \dots, C_k with traces $I_{C_h} = \cup_{i=1}^{l_h} [a_i^{(h)}, c_i^{(h)}]_\gamma$, where $[c_i^{(h)}, a_{i+1}^{(h)}]_\gamma$ are C_h -gaps, $1 \leq h \leq k$. Clearly, the set of gaps is partially ordered by set inclusion.

Definition 4. (Component Tree) The *component tree* T of \mathbb{G} is a rooted, bicolored tree having $V_1 = \{C_1, \dots, C_k\}$ (black) and $V_2 = \{[c_i^{(h)}, a_{i+1}^{(h)}]_\gamma \mid 1 \leq h \leq k, i\} \cup \{[1, 2n+1]_\gamma\}$ (white) as vertices. T has the following adjacency relations: a white vertex is a child of a black vertex C_h if it is a C_h -gap, a black vertex is a child of the white root if its trace is not contained in any gap, and a black vertex, C_j is a child of a white vertex, $[c_i^{(h)}, a_{i+1}^{(h)}]_\gamma$, if $[c_i^{(h)}, a_{i+1}^{(h)}]_\gamma$ is the minimum gap containing the C_j -trace.

Remark: Proposition 3 guarantees that T has no cycles and thus is well-defined.

Fig. 3 (A) and (B) present a unicellular fatgraph and its component tree.

Each trivial component corresponds to a cut vertex or a leave in the component tree T . By deleting all vertices corresponding to trivial components, we obtain a set of subtrees B_h of T . A *block* \mathbb{B}_h of \mathbb{G} is the fatgraph induced by the components corresponding to B_h , see Fig. 3 (C).

The set of sectors of \mathbb{B}_h -ribbons is called the \mathbb{B}_h -trace, $I_{\mathbb{B}_h}$. The trace $I_{\mathbb{B}_h} = \cup_j^{k_h} [a_j^{(h)}, c_j^{(h)}]_\gamma$, where $[c_j^{(h)}, a_{j+1}^{(h)}]_\gamma$ are the \mathbb{B}_h -gaps for $1 \leq j < k_h$. As in Proposition 3, any two blocks are either subsequent around the boundary component or one is contained in a gap of the other. This property allows us to define a tree on blocks.

Definition 5. (Block Tree) The *block tree*, B , is the rooted bicolored tree having the set of trivial components and blocks, V_1 (black) and the set of all gaps of trivial components and blocks, as well as the root $[1, 2n+1]_\gamma$, V_2 (white) as vertex set. The adjacency relations in T are as follows: a white vertex v_2 is a child of a black vertex v_1 if v_2 is a v_1 -gap. A black vertex is a child of the white root if its trace is not contained in any gap. A black vertex v_1 is a child of a white vertex v_2 if v_2 is the minimal gap containing the v_1 -trace.

Remark: A gap is called a *boundary gap* if it is contained in some B_h and adjacent to some trivial component. Given a component tree T , by definition, its corresponding block tree B is constructed by first contracting each subtree B_h excluding boundary gaps into a black vertex v_i and then each boundary gap is connected with its corresponding black vertex v_i and trivial components, see Fig. 3 (B) and (D).

4. Reversals

In this section, we generalize the reversal operations on π -maps [13] to unicellular fatgraphs. Given two sectors i, j with $i <_\gamma j$, we consider

Gluing: suppose i and j are located at two distinct vertices $v_1 = (i, i_1, \dots, i_p)$ and $v_2 = (j, j_1, \dots, j_q)$. Without loss of generality (flipping), we can always assume that i and j have different orientations, i.e. $\omega(i) = -\omega(j)$. Then gluing v_1 and v_2 along sectors i and j , produces the new vertex

$$v = (i, j_1, \dots, j_q, j, i_1, \dots, i_p),$$

and the fatgraph $\tilde{\mathbb{G}}$, in which v_1 and v_2 merge into v , see Fig. 4.

Slicing: suppose i and j are located at $v = (i, j_1, \dots, j_q, j, i_1, \dots, i_p)$ and have different orientations, i.e. $\omega(i) = -\omega(j)$. Then by slicing v along sectors i and j , we derive the vertices v_1 and v_2

$$v_1 = (i, i_1, \dots, i_p), \quad v_2 = (j, j_1, \dots, j_q),$$

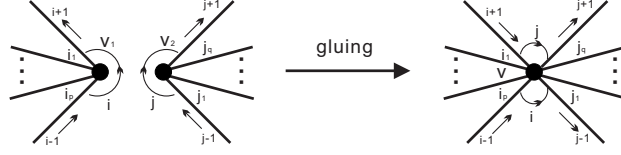


Fig. 4: Gluing.

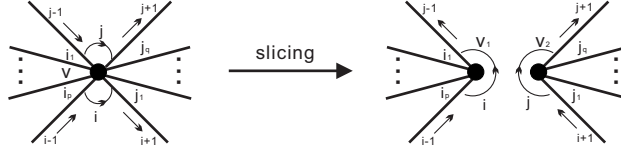


Fig. 5: Slicing.

and the fatgraph $\tilde{\mathbb{G}}$, in which v is replaced by v_1 and v_2 , see Fig. 5.

Half-flipping: suppose i and j are located at $v = (i, j_1 \dots, j_q, j, i_1, \dots, i_p)$, have the same orientation and $\omega(i) = \omega(j) = +1$. Then half-flipping is obtained as follows: we first split the vertex v along the sectors i and j into v_1 and v_2 , secondly flip v_2 containing the sector j and thirdly glue v_1 and v_2 along sectors i and j into \tilde{v} , see Fig. 6. This sequence of operations is tantamount to flipping all ribbons attaching to v from sector i to sector j counterclockwise (clockwise if $\omega(i) = \omega(j) = -1$) and produces the new fatgraph $\tilde{\mathbb{G}}$, in which v is replaced by $\tilde{v} = (i, j_q \dots, j_1, j, i_1, \dots, i_p)$, see Fig. 6.

Lemma 1. *Let \mathbb{G} be a unicellular fatgraph with the boundary component*

$$\gamma = (\underline{1, \dots, i-1, i}, \underline{i+1, \dots, j-1, j}, \underline{j+1, \dots, 2n+1}).$$

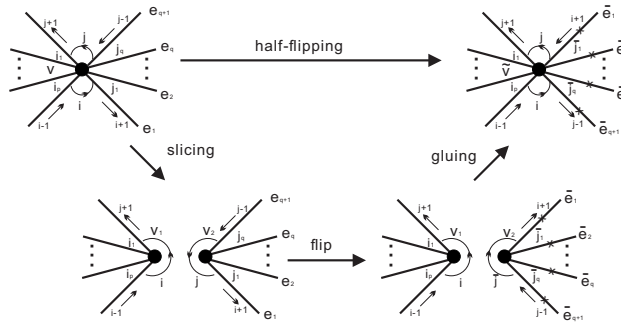


Fig. 6: Half-flipping.

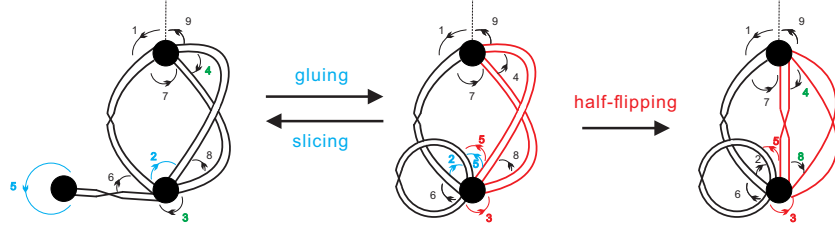


Fig. 7: Three types of reversals: gluing, slicing and half-flipping.

Then $\tilde{\mathbb{G}}$ is unicellular and has the boundary component

$$\tilde{\gamma} = (1, \dots, i-1, i, j-1, \dots, i+1, j, j+1, \dots, 2n+1). \quad (4.1)$$

In case of gluing or slicing, we have

$$\tilde{\omega}(k) = \begin{cases} \omega(k) & \text{if } k \leq_{\gamma} i \text{ or } k \geq_{\gamma} j \\ -\omega(k) & \text{if } i+1 \leq_{\gamma} k \leq_{\gamma} j-1. \end{cases} \quad (4.2)$$

Thus gluing, slicing, or half-flipping manifest as a reversal of the boundary component and we shall refer to them as *reversals* or *i, j -reversals*. In Fig. 7, we illustrate the three types of reversals.

The r -distance, $d(\mathbb{G})$, of a unicellular fatgraph \mathbb{G} is the minimum number of reversals needed to transform it into a unicellular fatgraph of genus zero, i.e. a tree.

Corollary 1. *Any unicellular fatgraph \mathbb{G} of genus g has $d(\mathbb{G}) \geq g$.*

By construction, each reversal reduces the number of vertices by at most one. The corollary follows directly from Euler's characteristic formula.

5. Reversals and ribbons

In this section, we investigate how reversals affect ribbons. Let r denote a \mathbb{G} -ribbon and $r^{i,j}$ denote the $\tilde{\mathbb{G}}$ -ribbon that is produced from r by the i, j -reversal. By construction, there is a natural bijection between ribbons of \mathbb{G} and those of $\tilde{\mathbb{G}}$.

A ribbon r intersects an interval $[i, j]_{\gamma}$ if $r^L <_{\gamma} i <_{\gamma} r^R \leq_{\gamma} j$ or $i \leq_{\gamma} r^L <_{\gamma} j <_{\gamma} r^R$. In some sense, this generalizes the notion of crossing: two ribbons r_1 and r_2 cross in \mathbb{G} if and only if r_1 intersects the interval $[r_2^L, r_2^R]_{\gamma}$. The *directional status* of a ribbon r indicates it is mono- or bi-directional.

Lemma 2. *The directional status of r changes after the i, j -reversal if and only if r intersects the interval $[i, j]_\gamma$.*

The lemma follows via direct verification of the orientation of the two pairs $\{r^L, \gamma(r^L)\}$ and $\{\gamma^{-1}(r^R), r^R\}$, utilizing eq. (4.2), see the SM.

Let r_1, r_2 be two ribbons and let $\text{cr}(r_1, r_2) = 1, 0$ depending on whether r_1, r_2 are crossing or not. We call $\text{cr}(r_1, r_2)$ the *crossing status*.

Lemma 3. *An i, j -reversal changes $\text{cr}(r_1, r_2)$ if and only if r_1, r_2 intersect $[i, j]_\gamma$.*

Proof. We first establish a criterion for maintaining the crossing status of two ribbons.

Criterion: if we have the equality of sets $(r_1^L, r_1^R)_\gamma = ((r_1^{i,j})^L, (r_1^{i,j})^R)_{\tilde{\gamma}}$, then r_1 and r_2 cross in \mathbb{G} if and only if $r_1^{i,j}$ and $r_2^{i,j}$ cross in $\tilde{\mathbb{G}}$.

In view of $(r_1^L, r_1^R)_\gamma = ((r_1^{i,j})^L, (r_1^{i,j})^R)_{\tilde{\gamma}}$, the set of intermediate sectors between origin and terminus of r_1 and $r_1^{i,j}$ remains unchanged. We verify that r_2 intersects $[r_1^L, r_1^R]_\gamma$ if and only if $r_2^{i,j}$ intersects $[(r_1^{i,j})^L, (r_1^{i,j})^R]_{\tilde{\gamma}}$.

Claim 1: if r_1 does not intersect the interval $[i, j]_\gamma$, then r_1 and r_2 cross in \mathbb{G} if and only if $r_1^{i,j}$ and $r_2^{i,j}$ cross in $\tilde{\mathbb{G}}$.

We distinguish the four cases: $r_1^L <_\gamma i <_\gamma j <_\gamma r_1^R$, $i \leq_\gamma r_1^L <_\gamma r_1^R \leq_\gamma j$, $r_1^L <_\gamma r_1^R \leq_\gamma i <_\gamma j$ and $i <_\gamma j \leq_\gamma r_1^L <_\gamma r_1^R$. Since all cases can be argued analogously, it suffices to prove the first: in view of eq. (4.1), the ribbon $r_1^{i,j}$ has the same origin and terminus as r_1 , i.e. $(r_1^{i,j})^L = r_1^L$ and $(r_1^{i,j})^R = r_1^R$. Moreover, $(r_1^{i,j})^L <_{\tilde{\gamma}} i <_{\tilde{\gamma}} j <_{\tilde{\gamma}} (r_1^{i,j})^R$. The boundary component $\tilde{\gamma}$ reverses only the sequence $i+1, \dots, j-1$, contained in $[r_1^L, r_1^R]_\gamma$ and $[(r_1^{i,j})^L, (r_1^{i,j})^R]_{\tilde{\gamma}}$. Thus $[r_1^L, r_1^R]_\gamma = [(r_1^{i,j})^L, (r_1^{i,j})^R]_{\tilde{\gamma}}$ and the Criterion implies that r_1, r_2 cross in \mathbb{G} if and only if $r_1^{i,j}, r_2^{i,j}$ cross in $\tilde{\mathbb{G}}$.

It remains to show

Claim 2: if r_1 and r_2 intersect the interval $[i, j]_\gamma$, then they change their crossing status.

Without loss of generality we may assume that $r_1^L <_\gamma r_2^L$ and r_1, r_2 are \mathbb{G} -crossing. We distinguish three cases: $i \leq_\gamma r_1^L <_\gamma r_2^L <_\gamma j <_\gamma r_1^R <_\gamma r_2^R$, $r_1^L <_\gamma i \leq_\gamma r_2^L <_\gamma r_1^R \leq_\gamma j <_\gamma r_2^R$ and $r_1^L <_\gamma r_2^L <_\gamma i <_\gamma r_1^R <_\gamma r_2^R \leq_\gamma j$. It suffices to check the first case, as the other two follow analogously. Then we have

$$i \leq_\gamma r_1^L <_\gamma \gamma(r_1^L) \leq_\gamma r_2^L <_\gamma \gamma(r_2^L) \leq_\gamma j \leq_\gamma \gamma^{-1}(r_1^R) <_\gamma r_1^R \leq_\gamma \gamma^{-1}(r_2^R) <_\gamma r_2^R.$$

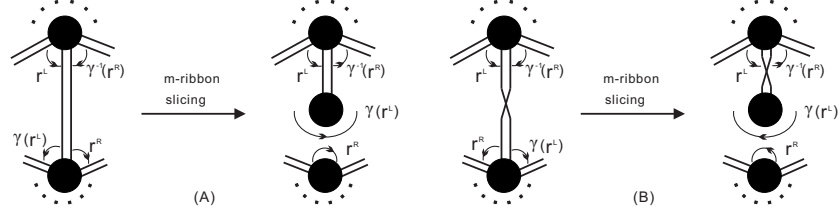


Fig. 8: (A) Slicing an untwisted m -ribbon. (B) Slicing a twisted m -ribbon.

Since the boundary component $\tilde{\gamma}$ differs only by reversing the part $i + 1, \dots, j - 1$, we obtain

$$i \leq_{\tilde{\gamma}} \gamma(r_2^L) <_{\tilde{\gamma}} r_2^L \leq_{\tilde{\gamma}} \gamma(r_1^L) <_{\tilde{\gamma}} r_1^L \leq_{\tilde{\gamma}} j \leq_{\tilde{\gamma}} \gamma^{-1}(r_1^R) <_{\tilde{\gamma}} r_1^R \leq_{\tilde{\gamma}} \gamma^{-1}(r_2^R) <_{\tilde{\gamma}} r_2^R,$$

and $(r_1^{i,j})^L = \gamma(r_1^L)$, $(r_1^{i,j})^R = r_1^R$, $(r_2^{i,j})^L = \gamma(r_2^L)$, $(r_2^{i,j})^R = r_2^R$. Thus

$$i \leq_{\tilde{\gamma}} (r_2^{i,j})^L <_{\tilde{\gamma}} (r_1^{i,j})^L <_{\tilde{\gamma}} j <_{\tilde{\gamma}} (r_1^{i,j})^R <_{\tilde{\gamma}} (r_2^{i,j})^R,$$

i.e. $r_1^{i,j}$ and $r_2^{i,j}$ do not cross in $\tilde{\mathbb{G}}$. \square

Remark: In the following we oftentimes write r instead of $r^{i,j}$.

6. Non-orientable irreducible fatgraphs

In this section we show that any non-orientable component C_i of \mathbb{G} and thus any non-orientable, irreducible fatgraph, can be transformed into a tree using g_i reversals.

We begin by considering a particular class of slicings, namely that of m -ribbons, r , at $\gamma(r^L)$ and r^R . Any m -ribbon r consists of a set of four sectors, $\{r^L, \gamma(r^L), \gamma^{-1}(r^R), r^R\}$, where $\gamma(r^L)$ and r^R (r^L and $\gamma^{-1}(r^R)$) are located at the same vertex and have different orientations, see Fig. 8. Thus, slicing a m -ribbon is well-defined and results in a new, unicellular fatgraph $\tilde{\mathbb{G}}$. Slicing r produces the set $\{r^L, \gamma(r^L), \gamma^{-1}(r^R)\}$, i.e. r becomes a trivial component of $\tilde{\mathbb{G}}$, see Fig. 8.

Since r_1 and r are \mathbb{G} -crossing if and only if r_1 intersects $[\gamma(r^L), r^R]_\gamma$, we derive the following corollary of Lemma 3.

Corollary 2. *Suppose that $r_1, r_2 \neq r$. Then slicing r , changes the crossing status of r_1 and r_2 if and only if r_1 and r_2 cross r .*

Lemma 4. *Any irreducible, non-orientable unicellular fatgraph, \mathbb{G} , can be sliced via a m -ribbon into non-orientable and trivial components.*

This is the analogue of Theorem 4 of [10] on signed permutations and Lemma 10 of [13] on π -maps. The proof given here is new: we identify upfront a distinguished m -ribbon, whose slicing facilitates the lemma.

Proof. For a fixed m -ribbon r , any other ribbon can be bi- (b) or mono-directional (m) and either cross r (+) or not (−). This partitions the set of ribbons into $E_b^+(r), E_b^-(r), E_m^+(r)$ and $E_m^-(r)$. Then $z = |E_b^+(r)| + |E_m^-(r)|$ is a function of r . Let e be a m -ribbon that maximizes z and \mathbb{G}^e be the fatgraph obtained by slicing e .

To prove the lemma, it suffices to show that any ribbon, r_1 , is contained in a non-orientable \mathbb{G}^e -component or a trivial \mathbb{G}^e -component. To this end we inspect how slicing e affects the directional- and crossing status of r_1 .

- Case 1: $r_1 \in E_b^+(e) \cup E_m^-(e)$. Lemma 2 shows that r_1 is mono-directional in \mathbb{G}^e , whence r_1 is contained in a non-orientable component.
- Case 2: $r_1 \in E_m^+(e)$. We distinguish two sub-cases:
 - Case 2(a): there exists a ribbon r_2 , such that $r_2 \in E_b^+(e) \cup E_m^-(e)$ and $r_2 \notin E_b^+(r_1) \cup E_m^-(r_1)$.
 If $r_2 \in E_b^+(e)$, then r_2 is a b -ribbon of \mathbb{G} and $r_2 \in E_b^-(r_1)$. Since r_2 and r_1 cross e , Corollary 2 implies that their crossing status changes from \mathbb{G} -non-crossing to \mathbb{G}^e -crossing. Case 1 shows that r_2 is a m -ribbon in \mathbb{G}^e and thus r_1 is contained in a non-orientable component.
 If $r_2 \in E_m^-(e)$, then r_2 is a m -ribbon of \mathbb{G} and $r_2 \in E_m^+(r_1)$. Since r_2 does not cross e , Corollary 2 guarantees that r_2 does not change its crossing status after slicing e . Since r_2 and r_1 are \mathbb{G} -crossing, they are \mathbb{G}^e -crossing, which implies that r_1 crosses m -ribbon r_2 in \mathbb{G}^e and thus is in a non-orientable component.
 - Case 2(b): for $r_2 \in E_b^+(e) \cup E_m^-(e)$, we have $r_2 \in E_b^+(r_1) \cup E_m^-(r_1)$. This implies $E_b^+(e) \subset E_b^+(r_1)$ and $E_m^-(e) \subset E_m^-(r_1)$. Since $|E_b^+(e)| + |E_m^-(e)|$ is maximal, we have $E_b^+(e) = E_b^+(r_1)$ and $E_m^-(e) = E_m^-(r_1)$. Moreover $E_b^-(e) = E_b^-(r_1)$ and $E_m^+(e) \setminus \{r_1\} = E_m^+(r_1) \setminus \{e\}$. This means that e and r' are \mathbb{G} -crossing if and only if r_1 and r' are \mathbb{G} -crossing for any other ribbon r' . By Corollary 2,

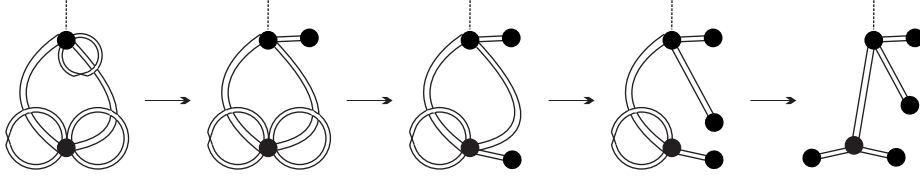


Fig. 9: From an irreducible, non-orientable unicellular fatgraph to a plane tree, by successively slicing four mono-directional ribbons.

e and r' are \mathbb{G}^e -crossing if and only if r_1 and r' are \mathbb{G}^e -crossing. Therefore both e and r_1 are trivial components of \mathbb{G}^e .

- Case 3: $r_1 \in E_b^-(e)$. Since \mathbb{G} is irreducible, there exists a sequence of ribbons r_1, \dots, r_k such that r_i and r_{i+1} are \mathbb{G} -crossing and $r_i \in E_b^-(e)$ for $1 \leq i \leq k-1$, but $r_k \notin E_b^-(e)$. We shall show that r_k does not belong to Case 2(b): since r_i does not cross e , Corollary 2 guarantees that r_i, r_{i+1} are \mathbb{G}^e -crossing and r_1, r_k are \mathbb{G}^e -associated, whence r_k is not a trivial component. As a result r_k belongs to Case 1 and Case 2(a) and is consequently associated with some m -ribbon in \mathbb{G}^e , and thus r_1, r_k are in a non-orientable component.

□

Theorem 1. *Any irreducible, non-orientable fatgraph \mathbb{G} has $d(\mathbb{G}) = g$.*

Fig. 9 depicts a sequence of slicings, that transforms an irreducible, non-orientable unicellular fatgraph into a tree.

7. Reversals on components and blocks

In this section we study i, j -reversals, mapping \mathbb{G} into $\tilde{\mathbb{G}}$. Given the component tree T , we define a partial order on T -vertices by setting $v_i <_T v_j$ if v_i is a descendant of v_j in T . Suppose $[p, q]_\gamma$ is a T -gap and the set of $[p, q]_\gamma$ -children is $\{C_h\}$ such that $I_{C_h} = [i^{(h-1)}, c_1^{(h)}]_\gamma \cup \dots \cup [a_{l_h}^{(h)}, i^{(h)}]_\gamma$, where $p = i^{(0)} <_\gamma i^{(1)} <_\gamma \dots <_\gamma i^{(k)} = q$.

Definition 6. A sector s is *attached to a component C* if $s \in \cup_i^l (a_i, c_i)_\gamma$, where $I_C = \cup_i^l [a_i, c_i]_\gamma$. A sector s is *attached to $[p, q]_\gamma$* if $s \in \{i^{(0)}, i^{(1)}, \dots, i^{(k-1)}, i^{(k)}\}$.

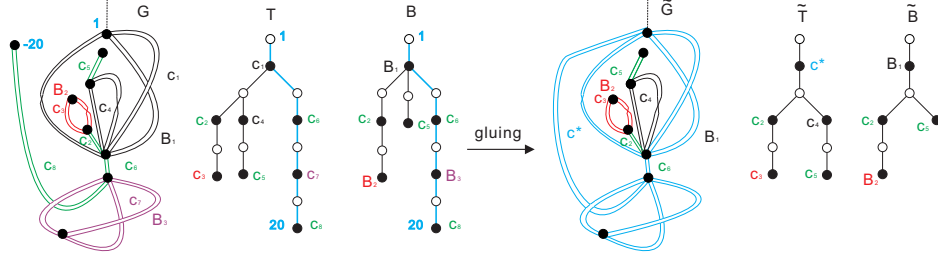


Fig. 10: The effect of gluing on the component tree and the block tree.

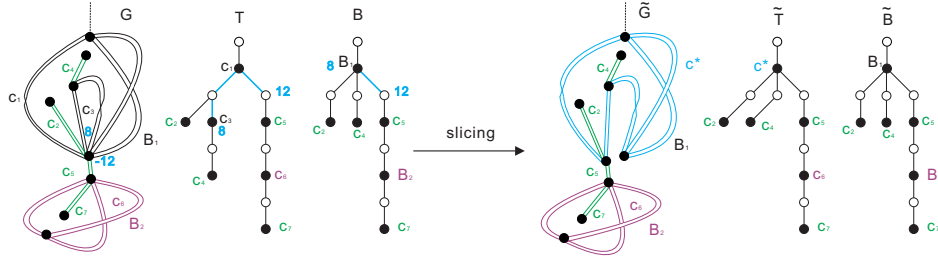


Fig. 11: The effect of slicing on the component tree and the block tree.

Remark: by construction, each sector is attached to a unique vertex in the component tree.

Since there is a natural bijection between ribbons of \mathbb{G} and those of $\tilde{\mathbb{G}}$, we may, by abuse the notion, describe a $\tilde{\mathbb{G}}$ -component or a $\tilde{\mathbb{G}}$ -block by specifying its \mathbb{G} -ribbons. For example, we may say several \mathbb{G} -components form one $\tilde{\mathbb{G}}$ -component, meaning that a $\tilde{\mathbb{G}}$ -component consists of the ribbons of these \mathbb{G} -components.

Suppose i, j are attached to v_i and v_j in the component tree, T . Let $P^{i,j}$ denote the T -path joining v_i and v_j .

Lemma 5. (Reversal Lemma) *Each \mathbb{G} -component not on the path $P^{i,j}$ is a $\tilde{\mathbb{G}}$ -component with its orientability unchanged. Furthermore, if the path $P^{i,j}$ contains at least two \mathbb{G} -components, then all components on $P^{i,j}$ form the $\tilde{\mathbb{G}}$ -component C_* .*

We depict the effect of gluing, slicing and half-flipping for component trees in Fig. 10, Fig. 11 and Fig. 12, respectively.

Proof. We first prove two claims.

Claim 1: given a component C with $I_C = \cup_i^l [a_i, c_i]_\gamma$, the following statements are equivalent

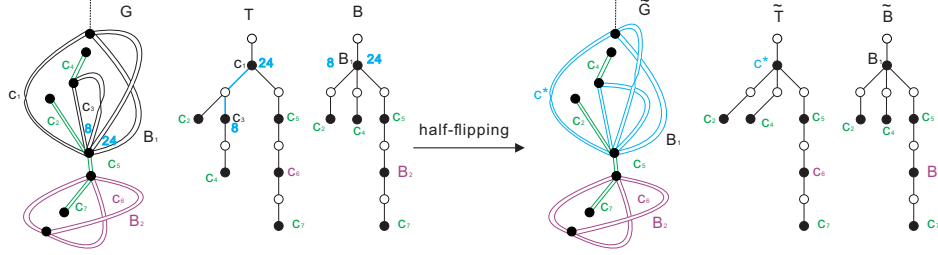


Fig. 12: The effect of half-flipping on the component tree and the block tree.

1. $a_1 <_\gamma i <_\gamma c_l$,
2. there exists a C -ribbon r such that $r^L <_\gamma i <_\gamma r^R$,
3. $v_i \leq_T C$, i.e. vertex v_i is either C or a descendant of C in T .

(1) \Rightarrow (2): suppose to the contrary that for each C -ribbon r , we have either $r^L \geq_\gamma i$ or $r^R \leq_\gamma i$. Note that any ribbon r_1 satisfying $r_1^L \geq_\gamma i$ does not cross with any ribbon r_2 with $r_2^R \leq_\gamma i$. Since any two C -ribbons are associated, we can assume that $r^L \geq_\gamma i$ holds for all C -ribbons. Thus $a_1 \geq_\gamma i$, a contradiction. (2) \Rightarrow (1) is straightforward. (1) \Leftrightarrow (3): by construction, if a gap $[s_1, s_2]_\gamma$ is a child of C , then $[s_1, s_2]_\gamma \subset [a_1, c_l]_\gamma$. Similarly, if C is a child of a gap $[s_1, s_2]_\gamma$, then $[a_1, c_l]_\gamma \subset [s_1, s_2]_\gamma$. Therefore, we have that any $i \in (a_1, c_l)_\gamma$, if and only if i is attached to C or its descendant in T .

Claim 2: a component C contains a ribbon r intersecting the interval $[i, j]_\gamma$ if and only if C is contained in $P^{i,j}$ ($P^{i,j}$ -component) in T .

\Leftarrow : Suppose C is a $P^{i,j}$ -component, we have three cases

1. $v_i \leq_T C$ but $v_j \not\leq_T C$. By Claim 1, $a_1 <_\gamma i <_\gamma c_l \leq_\gamma j$ and there exists a C -ribbon r such that $r^L <_\gamma i <_\gamma r^R \leq_\gamma j$, i.e. r intersects the interval $[i, j]_\gamma$.
2. $v_j \leq_T C$ but $v_i \not\leq_T C$: this is analogous to the previous case.
3. $v_i \leq_T C$ and $v_j \leq_T C$. Suppose that any C -ribbon r does not intersect the interval $[i, j]_\gamma$, that is, $r^R \leq_\gamma i$ or $j \leq_\gamma r^L$ or $r^L <_\gamma i <_\gamma j <_\gamma r^R$. Since the set of C -sectors consists of the sectors of its ribbons, $[i, j]_\gamma$ is contained in a C -gap. I.e. i, j are contained in the same C -gap. As an T -ancestor of this gap, C is not a $P^{i,j}$ -component, a contradiction. Therefore there exists a C -ribbon r intersecting the interval $[i, j]_\gamma$.

\Rightarrow : r intersects the interval $[i, j]_\gamma$ and, without loss of generality, we can assume that $r^L <_\gamma i <_\gamma r^R \leq_\gamma j$. Claim 1 implies that C is either v_i or its ancestor in T . If C is not a $P^{i,j}$ -component, then C is an ancestor of

the minimum common ancestor of v_i and v_j in T . By construction, i, j are contained in the same C -gap, whence $[i, j]_\gamma$ is not intersected by any C -ribbon, a contradiction to the assumption that a C -ribbon r intersects the interval $[i, j]_\gamma$.

By Claim 2, each ribbon of a component not contained in $P^{i,j}$ does not intersect the interval $[i, j]_\gamma$. Lemma 3 guarantees that the reversal does not change its crossing status with any other ribbon. Therefore, each component not contained in $P^{i,j}$, is a $\tilde{\mathbb{G}}$ -component with its orientability unchanged.

For each $P^{i,j}$ -component, C , the set of ribbons E_C splits into E_C^+ and E_C^- , representing the ribbons intersecting and not intersecting $[i, j]_\gamma$, respectively. By Claim 2, we know that $E_C^+ \neq \emptyset$. First suppose that r_1, r_2 are two ribbons intersecting the interval $[i, j]_\gamma$. Claim 2 guarantees that they belong to $P^{i,j}$ -components. If r_1, r_2 belong to two different $P^{i,j}$ -components, then r_1, r_2 are $\tilde{\mathbb{G}}$ -crossing. This follows from Lemma 3 since both of them intersect the interval $[i, j]_\gamma$ and change their crossing status from \mathbb{G} -non-crossing to $\tilde{\mathbb{G}}$ -crossing. If r_1, r_2 belong to the same $P^{i,j}$ -component, C , we use that fact that $P^{i,j}$ contains at least two distinct components. In view of this fact, we can choose $r \in E_{C_1}^+$, where C_1 is a $P^{i,j}$ -component other than C . Then r_i and r are $\tilde{\mathbb{G}}$ -crossing for $i = 1, 2$, which implies that r_1 and r_2 are $\tilde{\mathbb{G}}$ -associated. Secondly, for each ribbon w_1 in E_C^- , there exists a sequence of ribbons $(w_1, w_2, \dots, w_{k-1}, w_k)$ such that w_i, w_{i+1} are \mathbb{G} -crossing, $w_k \in E_C^+$ and $w_i \in E_C^-$ for $1 \leq i \leq k-1$. Lemma 3 guarantees that the reversal does not change the crossing status of a E_C^- -ribbon with any other ribbon, whence w_i and w_{i+1} are $\tilde{\mathbb{G}}$ -crossing. Thus each ribbon $w_1 \in E_C^-$ is still associated to $w_k \in E_C^+$ in $\tilde{\mathbb{G}}$. Accordingly, any two ribbons of $P^{i,j}$ -components become $\tilde{\mathbb{G}}$ -associated, that is, all components on the path $P^{i,j}$ form one component. \square

Remark: extending the proof of Lemma 5, we can construct the component tree \tilde{T} of $\tilde{\mathbb{G}}$ utilizing Lemma 1, see the SM.

We call two components *adjacent* if their corresponding vertices in the component tree have distance two, i.e. either one is the child of a gap of the other component, or both are children of the same gap. Two components, that are adjacent and contain some m -ribbon incident to their common vertex, are called *m-adjacent*.

Proposition 4. *If C is a \mathbb{G} -component not contained in $P^{i,j}$ that is adjacent to a $P^{i,j}$ -gap or a $P^{i,j}$ -component, then C is adjacent to C_* in $\tilde{\mathbb{G}}$.*

Proposition 5. *Any two adjacent \mathbb{G} -components not contained in $P^{i,j}$ are either again adjacent or both are adjacent to C_* in $\tilde{\mathbb{G}}$. In particular, any two adjacent \mathbb{G} -components not contained in $P^{i,j}$ are in the same block of $\tilde{\mathbb{G}}$.*

We next analyze how reversals affect blocks. A block, \mathbb{B} , is *covered* by a path, Q , in the block tree if \mathbb{B} is either contained in Q or \mathbb{B} is adjacent to a gap contained in Q .

Suppose v_i and v_j belong to blocks B_i and B_j , respectively. Let $Q^{i,j}$ denote the path joining \mathbb{B}_i and \mathbb{B}_j in the block tree B of \mathbb{G} .

Lemma 6. *Each \mathbb{G} -block not covered by $Q^{i,j}$ is a $\tilde{\mathbb{G}}$ -block of the same orientability. Furthermore, if the path $P^{i,j}$ contains at least two \mathbb{G} -components, then all blocks covered by $Q^{i,j}$ together with the trivial components contained in $Q^{i,j}$ form the $\tilde{\mathbb{G}}$ -block B_* .*

Proof. In the block tree, B , each \mathbb{G} -block not covered by $Q^{i,j}$ is adjacent to some trivial components not contained in $Q^{i,j}$. Proposition 5 implies that this block is adjacent to the same set of trivial components and thus consists of the same components in $\tilde{\mathbb{G}}$ and this $\tilde{\mathbb{G}}$ -block has the same orientability. Suppose that \mathbb{B} is a \mathbb{G} -block covered by $Q^{i,j}$. By definition, there exists a \mathbb{B} -component, $C_{\mathbb{B}}$, that is either contained in $Q^{i,j}$ or adjacent to a gap contained in $Q^{i,j}$. If $C_{\mathbb{B}}$ is contained in $Q^{i,j}$, Lemma 5 shows that C_* contains all $C_{\mathbb{B}}$ -ribbons. If $C_{\mathbb{B}}$ is adjacent to a $Q^{i,j}$ -gap, Proposition 4 implies that $C_{\mathbb{B}}$ is adjacent to C_* in $\tilde{\mathbb{G}}$. Proposition 5 guarantees that any \mathbb{B} -component is contained in the $\tilde{\mathbb{G}}$ -block containing C_* , i.e. contained in \mathbb{B}_* . Therefore, \mathbb{B}_* consists of ribbons of trivial $Q^{i,j}$ -components and blocks covered by $Q^{i,j}$. \square

8. The Pac-Man game

A block that contains at least one non-orientable component is called *non-orientable* and *orientable*, otherwise. A fatgraph whose blocks are all non-orientable is called *block-non-orientable*.

In this section, we shall show that block-non-orientable fatgraphs of genus g have r -distance g .

Proposition 6. (Pac-Man Proposition) *Suppose we have an orientable \mathbb{G} -component, C_1 , and a non-orientable \mathbb{G} -component, C_2 , that are m -adjacent. Then there exists an i_1, i_2 -slicing that generates a fatgraph $\tilde{\mathbb{G}}$ such that*

- (1) C_1 and C_2 merge into a non-orientable $\tilde{\mathbb{G}}$ -component,
- (2) any other \mathbb{G} -component is a $\tilde{\mathbb{G}}$ -component of the same orientability.
- (3) if \mathbb{G} is block-non-orientable, then $\tilde{\mathbb{G}}$ is.

Proof. We shall apply Lemma 5 and to that end identify two sectors i_1, i_2 such that P^{i_1, i_2} contains C_1 and C_2 but no other components. Since C_1 and C_2 are adjacent, there exists a gap $[g_1, g_2]_\gamma$ adjacent to both C_1 and C_2 in T . Let v be the common vertex of C_1 and C_2 . Since neither C_1 nor C_2 are trivial components, each contains at least two ribbons incident to v . Consequently, there exist at least three C_1 -sectors as well as three C_2 -sectors at v . Let i_1 be a sector of $I_{C_1} \setminus \{g_1, g_2\}$ located at v . Since C_1 and C_2 are m -adjacent and all C_1 -ribbons are b -ribbons, C_2 contains a m -ribbon incident to v . That is, there exist two C_2 -sectors at v with different orientations. Thus we can choose i_2 to be a sector of $I_{C_2} \setminus \{g_1, g_2\}$ at v with an orientation, different from i_1 . Since $i_k \in I_{C_k} \setminus \{g_1, g_2\}$, the sector i_k is attached to either the component C_k or a gap incident to C_k , where $k = 1, 2$. Furthermore this gap cannot coincide with $[g_1, g_2]_\gamma$. This implies that the only two P^{i_1, i_2} -components are C_1 and C_2 .

In order to prove (1) and (2), Lemma 5 reduces the work to showing that C_* is non-orientable. Claim 2 of Lemma 5 guarantees that C_1 contains a ribbon, r , intersecting the interval $[i, j]_\gamma$. By Lemma 2, r changes from a b -ribbon in \mathbb{G} to a m -ribbon of C_* in $\tilde{\mathbb{G}}$, implying that C_* is non-orientable. To establish (3), we let \mathbb{B}_i be the block containing C_1 and C_2 . By construction, the path $Q^{i, j}$ covers only the block \mathbb{B}_i . Lemma 6 implies, that each \mathbb{G} -block other than \mathbb{B}_i remains a non-orientable $\tilde{\mathbb{G}}$ -block and \mathbb{B}_i becomes the $\tilde{\mathbb{G}}$ -block B_* containing C_* . Since C_* is non-orientable, B_* is non-orientable, whence $\tilde{\mathbb{G}}$ is block-non-orientable \square

Let us next consider the case of two adjacent components, that are not m -adjacent.

Proposition 7. *Suppose \mathbb{G} is block-non-orientable and C is a non-orientable component such that all orientable components adjacent to C are not m -adjacent. Then there exists a m -ribbon e in C , such that $\tilde{\mathbb{G}}$ obtained by slicing e is block-non-orientable.*

Proof. Let \mathbb{B}_C be the \mathbb{G} -block containing C . By Lemma 4, C can be sliced via some m -ribbon, e , into non-orientable components C_1, \dots, C_l and trivial components T_1, \dots, T_k , where $T_1 = \{e_1\}, \dots, T_k = \{e_k\}$.

First we show that each \mathbb{G} -block other than \mathbb{B}_C , is non-orientable in $\tilde{\mathbb{G}}$. Since slicing m -ribbon e is defined as slicing with respect to the sectors $\gamma(e^L)$ and e^R , the path $Q^{\gamma(e^L), e^R}$ covers only \mathbb{B}_C . Lemma 6 guarantees that any

\mathbb{G} -block other than \mathbb{B}_C is a $\tilde{\mathbb{G}}$ -block of the same orientability, i.e. it is non-orientable in $\tilde{\mathbb{G}}$.

Since \mathbb{B}_C could be sliced into several $\tilde{\mathbb{G}}$ -blocks, $\tilde{\mathbb{B}}_1, \dots, \tilde{\mathbb{B}}_q$ and trivial components T_1, \dots, T_k . It remains to show that each block $\tilde{\mathbb{B}}_i$ is non-orientable.

By construction, in each block $\tilde{\mathbb{B}}_i$, there exists a component \tilde{C}_i adjacent to some trivial component T_j . We distinguish two cases:

1. \tilde{C}_i is one of the C_1, \dots, C_l , created by the slicing: as the C_1, \dots, C_l are all non-orientable, we are done.
2. \tilde{C}_i corresponds to a \mathbb{G} -component in \mathbb{B}_C . Since \tilde{C}_i is adjacent to a trivial component T_j in $\tilde{\mathbb{G}}$, \tilde{C}_i is adjacent to C in \mathbb{G} . Thus the ribbon e_j changes its crossing status and becomes the trivial component T_j after slicing, which implies that e_j intersects the interval $[\gamma(e^L), e^R]_\gamma$ in \mathbb{G} . Consequently, e_j is a m -ribbon in C and incident to the common vertex of \tilde{C}_i and C . As a result \tilde{C}_i and C are m -adjacent. By assumption, all the orientable components adjacent to C are not m -adjacent. Therefore \tilde{C}_i and $\tilde{\mathbb{B}}_i$ are non-orientable.

□

Remark: Suppose that C is non-orientable and C_1 is orientable, adjacent but not m -adjacent to C . Let r denote a C -ribbon incident to their common vertex and as such, r is a b -ribbon. Successively applying Lemma 4 to C , i.e. successively slicing m -ribbons, renders r as a trivial component at some point. This means that, along this process, r changes its crossing status and Lemma 2 guarantees that then r also changes its direction, becoming a m -ribbon.

Proposition 7 thus shows that after successive C -slicings, C_1 becomes in fact m -adjacent to a non-orientable component derived from successive slicings of C .

Fig. 13 shows how to transform an orientable component into non-orientable components by employing Propositions 6 and 7.

Theorem 2. *For each block-non-orientable unicellular fatgraph, \mathbb{G} of genus g , we have $d(\mathbb{G}) = g$.*

Proof. We prove this by induction on g . Clearly, the assertion holds for $g = 1$. For \mathbb{G} having genus g , we distinguish two cases:

Case 1: there exist one orientable component and one non-orientable component that are m -adjacent. Then Proposition 6 allows us to merge the two

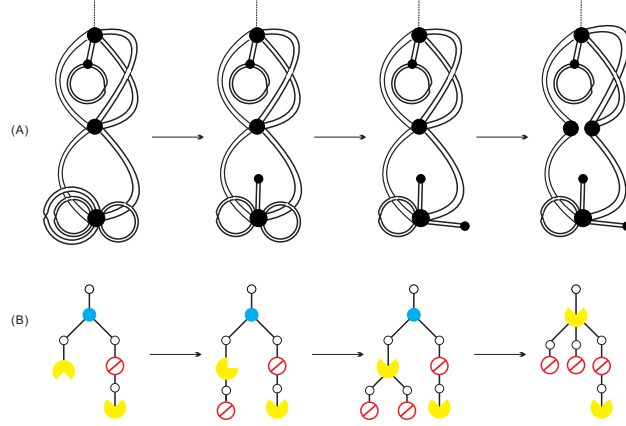


Fig. 13: The Pac-Man game: (A): via successive slicings, two components not m -adjacent first become m -adjacent and then merge into a non-orientable component. (B): the component trees: we represent a non-orientable component by a Pac-Man, an orientable component by a blue dot, and a trivial component by a no-entry sign.

components by slicing and to obtain a block-non-orientable, unicellular fatgraph $\tilde{\mathbb{G}}$ of genus $g - 1$.

Case 2: for any non-orientable component, all the orientable components are not m -adjacent. By Proposition 7, slicing an appropriate m -ribbon, e , of a non-orientable component we obtain a block-non-orientable, unicellular fatgraph $\tilde{\mathbb{G}}$ of genus $g - 1$. \square

9. A Hannenhalli-Pevzner formula for r -distance

First we study how half-flipping and gluing transforms orientable blocks into non-orientable blocks. Let \mathbb{G} be a unicellular fatgraph having an orientable block \mathbb{B}_1 . Let C be an orientable component in \mathbb{B}_1 and r be a C -ribbon. By r^L, r^R -half-flipping, we obtain a unicellular fatgraph $\tilde{\mathbb{G}}$.

Proposition 8. *The following assertions hold:*

- (1) *each \mathbb{G} -block other than \mathbb{B}_1 is a $\tilde{\mathbb{G}}$ -block of the same orientability and \mathbb{B}_1 becomes a non-orientable $\tilde{\mathbb{G}}$ -block,*
- (2) *the block tree \tilde{B} of $\tilde{\mathbb{G}}$ is the same as the block tree B of \mathbb{G} .*

Proof. Since C is orientable, r is a b -ribbon and sectors r^L and r^R are located at the same vertex and have the same orientation. Thus the r^L, r^R -half-flipping is well-defined. Note that the path P^{r^L, r^R} contains only one

component C and thus the path Q^{r^L, r^R} covers only \mathbb{B}_1 . In view of Lemma 6, it remains to show that \mathbb{B}_1 is non-orientable in $\tilde{\mathbb{G}}$. Lemma 3 shows that C is a $\tilde{\mathbb{G}}$ -component. By construction, r becomes a m -ribbon in $\tilde{\mathbb{G}}$, whence both C and \mathbb{B}_1 are non-orientable in $\tilde{\mathbb{G}}$. By definition of block trees, the adjacency between any gap and any block or trivial component remains unchanged, proving assertion (2). \square

Let \mathbb{B}_1 and \mathbb{B}_2 be two orientable \mathbb{G} -blocks and let Q denote the path connecting \mathbb{B}_1 and \mathbb{B}_2 in the block tree B .

Proposition 9. *There exists an i, j -gluing such that $\tilde{\mathbb{G}}$ satisfies*

- (1) *each \mathbb{G} -block not covered by Q is a $\tilde{\mathbb{G}}$ -block having the same orientability and all blocks covered by Q , together with all trivial components contained in Q merge into the non-orientable $\tilde{\mathbb{G}}$ -block $\tilde{\mathbb{B}}_*$,*
- (2) *the block tree \tilde{B} of $\tilde{\mathbb{G}}$ is obtained from B by contracting all blocks covered by Q and trivial components contained in Q into one block vertex.*

Proof. Let C_k be an orientable component of \mathbb{B}_k where $k = 1, 2$. Let P denote the path joining C_1 and C_2 in the component tree T . Let $[s_k, t_k]_\gamma$ be the gap adjacent to C_k on P for $k = 1, 2$. We select $i \in I_{C_1} \setminus \{s_1, t_1\}$ and $j \in I_{C_2} \setminus \{s_2, t_2\}$. By construction, the path $P^{i,j}$ contains all the components on P . By construction, the path $Q^{i,j}$ joins \mathbb{B}_1 and \mathbb{B}_2 , i.e. $Q^{i,j} = Q$. In order to prove (1), in view of Lemma 6, it suffices to show that $\tilde{\mathbb{B}}_*$ is non-orientable. According to Lemma 5, all components contained in P merge into the $\tilde{\mathbb{G}}$ -component C_* in $\tilde{\mathbb{B}}_*$. Since at least one b -ribbon of C_1 intersects the interval $[i, j]_\gamma$ and changes to m -ribbon in $\tilde{\mathbb{G}}$, both C_* and $\tilde{\mathbb{B}}_*$ are non-orientable. To prove (2), we verify, employing Lemma 1, that the adjacencies between gaps and blocks or trivial components in \tilde{B} are induced from B : if a block not covered by Q and a gap are adjacent in B , then they remain adjacent in \tilde{B} . If a gap is adjacent to a block covered by Q then it is adjacent to $\tilde{\mathbb{B}}_*$ in \tilde{B} . Therefore the block tree \tilde{B} of $\tilde{\mathbb{G}}$ is obtained from B by contracting all blocks covered by Q and trivial components on Q into one block. \square

In difference to non-orientable blocks, that could be resolved individually, orientable blocks have to be considered as an ensemble. This is due to Proposition 9: the action of reversals affects the entire set of components or blocks.

Definition 7. (E-block) A block, \mathbb{B}_i , is *exposed* (*E-block*) if it is orientable and not covered by any path joining any two other orientable blocks in the block tree B . Let h denote the number of E-blocks.

E-blocks are closely related to hurdles of signed permutations and π -maps [10, 13].

Let \bar{B} denote the minimum B -subtree, containing all orientable blocks. By construction, each leave of \bar{B} is an orientable block. A block, \mathbb{B}_i , is an E-block if and only if \mathbb{B}_i is a \bar{B} -leave and the gap adjacent to \mathbb{B}_i has degree two in \bar{B} .

As a result, suppose an E-block, \mathbb{B}_i , is replaced by a non-orientable block, then, any other exposed block remains exposed and furthermore, at most one additional, orientable block becomes exposed.

Definition 8. (S-block) An E-block, \mathbb{B}_i , is called a *super-block* (S-block) if changing \mathbb{B}_i into a non-orientable block does not affect the number of E-blocks in the block tree B .

Proposition 10. *Let $\tilde{\mathbb{G}}$ be the fatgraph obtained from \mathbb{G} via an i, j -reversal. Then*

$$g(\mathbb{G}) + h(\mathbb{G}) - (g(\tilde{\mathbb{G}}) + h(\tilde{\mathbb{G}})) \leq 1. \quad (9.1)$$

That is, a reversal reduces $(g + h)$ by at most one.

Proof. We distinguish three cases

1. i, j -reversal is a slicing, i.e. i and j are located at the same vertex with different orientations. By construction, they are attached to components or gaps in the non-orientable block, \mathbb{B}_0 . Lemma 6 shows that the i, j -reversal affects only \mathbb{B}_0 and that any E-block persists in $\tilde{\mathbb{G}}$. Thus the number of E-blocks of $\tilde{\mathbb{G}}$ satisfies $h(\tilde{\mathbb{G}}) \geq h(\mathbb{G})$. Since $g(\tilde{\mathbb{G}}) = g(\mathbb{G}) - 1$, eq. (9.1) holds.
2. i, j -reversal is half-flipping, i.e. i and j are located at the same vertex with the same orientation. By construction, they are attached to components or gaps in the block, \mathbb{B}_1 . Lemma 6 shows that the i, j -reversal affects only \mathbb{B}_1 . Proposition 8 shows that $\tilde{\mathbb{G}}$ has the same block tree as \mathbb{G} and all \mathbb{G} -blocks except \mathbb{B}_1 have the same orientability. Furthermore, any E-block other than \mathbb{B}_1 persists in $\tilde{\mathbb{G}}$. Thus the number of E-blocks is reduced by at most one, i.e. $h(\tilde{\mathbb{G}}) \geq h(\mathbb{G}) - 1$ and in view of $g(\tilde{\mathbb{G}}) = g(\mathbb{G})$, eq. (9.1) follows.
3. i, j -reversal is a gluing, i.e. i and j are located at two distinct vertices. We have two cases

- i and j are located at two distinct vertices of the same block, \mathbb{B}_2 . Then Lemma 6 shows that all \mathbb{G} -blocks except \mathbb{B}_2 keep their

orientability in $\tilde{\mathbb{G}}$ and in particular, any E-block other than \mathbb{B}_2 persists to be an E-block in $\tilde{\mathbb{G}}$. Consequently, the number of E-blocks of $\tilde{\mathbb{G}}$ is reduced by at most one, i.e. $h(\tilde{\mathbb{G}}) \geq h(\mathbb{G}) - 1$, whence eq. (9.1).

- i and j are located at two distinct vertices in the two blocks, \mathbb{B}_3 and \mathbb{B}_4 . Proposition 9 shows that the block tree, \tilde{B} , of $\tilde{\mathbb{G}}$ is obtained from B by contracting all blocks covered by the path connecting \mathbb{B}_3 and \mathbb{B}_4 . Thus any E-block other than \mathbb{B}_3 and \mathbb{B}_4 remains to be an E-block in $\tilde{\mathbb{G}}$. As a result, the number of E-blocks of $\tilde{\mathbb{G}}$ is reduced by at most two, i.e. $h(\tilde{\mathbb{G}}) \geq h(\mathbb{G}) - 2$. In view of $g(\tilde{\mathbb{G}}) = g(\mathbb{G}) + 1$, eq. (9.1) follows.

□

Corollary 3. *For any unicellular fatgraph \mathbb{G} , we have $d(\mathbb{G}) \geq g + h$.*

Proposition 11. *If the block tree B has $2k$ E-blocks, then there exists a collection of k B -paths joining all E-blocks such that each orientable block is covered by at least one path.*

Theorem 3. *Let \mathbb{G} be a unicellular fatgraph of genus g with h E-blocks. Then*

$$d(\mathbb{G}) = \begin{cases} g + h + 1 & \text{if } h \neq 1, h \text{ is odd and all } h \text{ E-blocks are super-blocks,} \\ g + h & \text{otherwise.} \end{cases} \quad (9.2)$$

Proof. Suppose first that $h \neq 1$, h is odd and all h E-blocks are S-blocks. Note that, the number of S-blocks cannot be reduced by half-flipping. Since gluing reduces the number of S-blocks by at most two, we need at least $(h + 1)/2$ number of gluings to eliminate all S-blocks. Since each gluing increases the genus by one, we obtain the lower bound $g + (h + 1)/2 + (h + 1)/2 = g + h + 1$ on r -distance $d(\mathbb{G})$.

In view of Corollary 3, it is sufficient to identify a sequence of reversals that realizes the above lower bound. We distinguish the following cases

1. $h = 1$. Then \mathbb{G} has only one orientable block and Proposition 8 shows that half-flipping one ribbon in this block transforms \mathbb{G} into a block-non-orientable fatgraph \mathbb{G}_1 of genus g . Theorem 2 shows that $d(\mathbb{G}_1) = g$, whence $d(\mathbb{G}) = g + 1$.

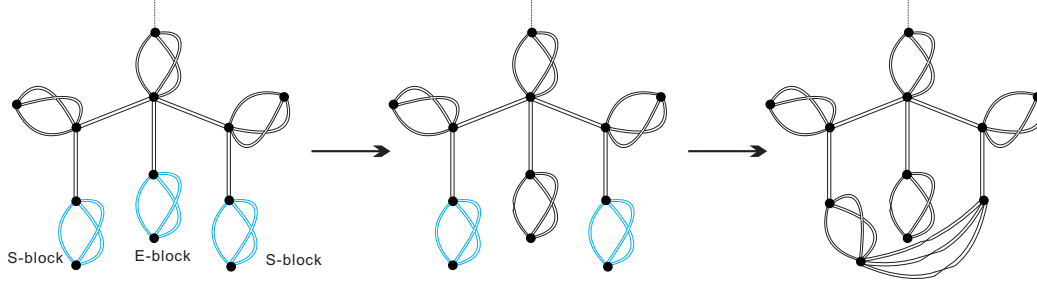


Fig. 14: Eliminating all the orientable blocks. The fatgraph \mathbb{G} (Left) has genus 12 and contains 3 E-blocks, 2 of which are S-blocks. All orientable \mathbb{G} -blocks are transformed into non-orientable blocks in \mathbb{G}' (Right), via one half-flipping and one slicing. Theorem 2 shows that $d(\mathbb{G}') = g(\mathbb{G}') = 13$. Therefore we have $d(\mathbb{G}) = g(\mathbb{G}) + h(\mathbb{G}) = 15$.

2. $h = 2k$. By Proposition 11, there exists a collection of k paths joining all E-blocks and covering all orientable blocks. Proposition 9 implies, that one can always glue blocks covered by each path and thus obtain a block-non-orientable fatgraph, \mathbb{G}_2 , via k gluings. Therefore $d(\mathbb{G}_2) = g(\mathbb{G}_2) = g + k$ and $d(\mathbb{G}) = d(\mathbb{G}_2) + k = g + h$.
3. $h = 2k + 1$ and there exists at least one E-block, \mathbb{B}_1 , which is not a S-block. Proposition 8 shows that half-flipping one \mathbb{B}_1 -ribbon transforms \mathbb{G} into a fatgraph \mathbb{G}_3 having genus g and $2k$ E-blocks. As in the case of $h = 2k$, we have $d(\mathbb{G}_3) = g + 2k$ and thus $d(\mathbb{G}) = d(\mathbb{G}_3) + 1 = g + h$.
4. $h = 2k + 1$ and all h E-blocks are S-blocks. Let $\mathbb{B}_1, \dots, \mathbb{B}_h$ be all h S-blocks. Set B' to be the minimum subtree of B containing all $\mathbb{B}_2, \dots, \mathbb{B}_h$, and let P' be the path connecting \mathbb{B}_1 and B' . By Proposition 9, we obtain the fatgraph \mathbb{G}_4 by gluing all blocks covered by P' . By construction, the number of E-blocks in \mathbb{G}_4 is reduced to $2k$. The case $h = 2k$ shows that $d(\mathbb{G}_4) = g + 1 + 2k$, whence $d(\mathbb{G}) = d(\mathbb{G}_4) + 1 = g + h + 1$.

□

Fig. 14 depicts a sequence of reversals eliminating E- and S-blocks.

Acknowledgments

The second author is a Thermo Fisher Scientific Fellow in Advanced Systems for Information Biology and acknowledges their support of this work.

- [1] J. E. Andersen, R. C. Penner, C. M. Reidys, M. S. Waterman, Topological classification and enumeration of RNA structures by genus, *J. Math. Biol.* 67 (5) (2013) 1261–1278.
- [2] D. Bessis, C. Itzykson, J. B. Zuber, Quantum field theory techniques in graphical enumeration, *Adv. in Appl. Math.* 1 (2) (1980) 109–157.
- [3] M. A. Blasco, Telomeres and human disease: ageing, cancer and beyond, *Nature Reviews Genetics* 6 (8) (2005) 611–622.
- [4] B. Bollobás, O. Riordan, A Polynomial Invariant of Graphs On Orientable Surfaces, *Proc. Lond. Math. Soc.* 83 (3) (2001) 513–531.
- [5] G. Chapuy, A new combinatorial identity for unicellular maps, via a direct bijective approach, *Adv. in Appl. Math.* 47 (4) (2011) 874–893.
- [6] G. Chapuy, V. Féray, E. Fusy, A simple model of trees for unicellular maps, *J. Combin. Theory Ser. A* 120 (8) (2013) 2064–2092.
- [7] J. A. Ellis-Monaghan, I. Moffatt, Graphs on Surfaces: Dualities, Polynomials, and Knots, *SpringerBriefs in Math.*, Springer-Verlag, New York, 2013.
- [8] M. Esteller, Non-coding RNAs in human disease, *Nature Reviews Genetics* 12 (12) (2011) 861–874.
- [9] A. Grothendieck, Esquisse d’un programme, in: L. Schneps, P. Lochak (Eds.), *Geometric Galois Actions 1*, Vol. 242 of *London Math. Soc. Lecture Note Ser.*, Cambridge University Press, 1997, pp. 5–48.
- [10] S. Hannenhalli, P. A. Pevzner, Transforming Cabbage into Turnip: Polynomial Algorithm for Sorting Signed Permutations by Reversals, *J. ACM* 46 (1) (1999) 1–27.
- [11] J. Harer, D. Zagier, The Euler characteristic of the moduli space of curves, *Invent. Math.* 85 (1986) 457–485.
- [12] F. W. D. Huang, C. M. Reidys, Topological language for RNA, *Mathematical Biosciences* 282 (2016) 109–120.
- [13] F. W. D. Huang, C. M. Reidys, A topological framework for signed permutations, *Discrete Math.* 340 (9) (2017) 2161–2182.

- [14] M. Kontsevich, Intersection theory on the moduli space of curves and the matrix airy function, *Comm. Math. Phys.* 147 (1) (1992) 1–23.
- [15] S. K. Lando, A. K. Zvonkin, *Graphs on Surfaces and Their Applications*, Vol. 141 of *Encyclopaedia Math. Sci.*, Springer-Verlag, Berlin, 2004, with an appendix by Don B. Zagier.
- [16] B. Mohar, C. Thomassen, *Graphs on Surfaces*, *Johns Hopkins Stud. Math. Sci.*, Johns Hopkins University Press, Baltimore, MD, 2001.
- [17] H. Orland, A. Zee, RNA folding and large n matrix theory, *Nucl. Phys. B* 620 (2002) 456–476.
- [18] R. C. Penner, Perturbative series and the moduli space of Riemann surfaces, *J. Differential Geom.* 27 (1) (1988) 35–53.
- [19] R. C. Penner, Moduli spaces and macromolecules, *Bull. Amer. Math. Soc.* 53 (2) (2016) 217–268.
- [20] R. C. Penner, M. Knudsen, C. Wiuf, J. E. Andersen, Fatgraph models of proteins, *Comm. Pure Appl. Math.* 63 (10) (2010) 1249–1297.
- [21] C. M. Reidys, F. W. D. Huang, J. E. Andersen, R. C. Penner, P. F. Stadler, M. E. Nebel, Topology and prediction of RNA pseudoknots. *Bioinformatics* 27 (8) (2011) 1076–1085.