

Reducing Metadata Leakage from Encrypted Files and Communication with PURBs

Kirill Nikitin*, Ludovic Barman*, Matthew Underwood, and Bryan Ford*

*École polytechnique fédérale de Lausanne, Switzerland

firstname.lastname@epfl.ch

Abstract

Most encrypted data formats, such as PGP, leak substantial metadata in their plaintext headers, such as format version, encryption schemes used, the number of recipients who can decrypt the data, and even the identities of those recipients. This leakage can pose security and privacy risks, *e.g.*, by revealing the full membership of a group of collaborators from a single encrypted E-mail between two of them, or enabling an eavesdropper to fingerprint the precise encryption software version and configuration the sender used and to facilitate targeted attacks against specific endpoint software weaknesses. We propose to improve security and privacy hygiene by designing future encrypted data formats such that no one without a relevant decryption key learns *anything at all* from a ciphertext apart from its length – and learns as little as possible even from that.

To achieve this goal we present *Padded Uniform Random Blobs* or PURBs, an encrypted format functionally similar to PGP but strongly minimizing a ciphertext’s leakage via metadata or length. A PURB is indistinguishable from a uniform random bit-string to an observer without a decryption key. Legitimate recipients can efficiently decrypt the PURB even when it is encrypted for any number of recipients’ public keys and/or passwords, and when those public keys are of different cryptographic schemes. PURBs use a novel padding scheme to reduce potential information leakage via the ciphertext’s length L to the asymptotic minimum of $O(\log_2(\log_2(L)))$ bits, comparable to padding to a power of two, but with much lower padding overhead of at most 12% which decreases further with large payloads.

1 Introduction

Traditional data encryption schemes and protocols aim only at protecting their payload, while exposing related

metadata. Formats like PGP [52] often reveal in cleartext message headers the public-key fingerprints of the intended recipients, the algorithm used for encryption, and the actual length of the payload. Protocols for secure communication often leak information during a key and algorithm agreement phase: *e.g.*, in the handshake phase of TLS [14], protocol version, chosen cipher suite, and public keys of the parties are exchanged in cleartext. This metadata exposure is typically assumed to be non-security-sensitive but important for efficiency.

Researchers, however, consistently show that such metadata can be leveraged by an attacker to retrieve information about communication content or patterns. In particular, the attacker might be able to fingerprint users [32, 40] and applications used [51]. Using traffic analysis [13], an attacker might be able to infer user-visited websites [13, 31, 16, 44, 45] or to identify the videos that a user watches [33, 38, 34]. On VoIP, it can be used to infer the geo-location [24], the spoken language [49], or the voice activity of users [11]. Data compression side-channel leaks [23] make several attacks on SSL possible [37, 17, 4]. The lack of proper padding might allow an active attacker to learn the length of the user’s password from the TLS [41] or QUIC [1] traffic. In social networks, metadata can be used to draw conclusions on users’ actions [18], while telephone metadata has been shown sufficient for user reidentification and determining home locations [25]. Finally, oppressive regimes can infer the technology used by observing solely the format of packets, *e.g.*, most TCP packets of Tor traffic are 586 bytes due to the standard Tor cell size [19], and use it for incrimination or censorship.

In this paper, we introduce *Padded Uniform Random Blobs* (PURBs), a novel approach to designing encrypted data formats. A PURB is an application-level data unit – be it a file or network message – incorporating content and related metadata in a single encrypted blob that is padded to one of the standard set of sizes. The blobs, formed properly, are cryptographically indistinguishable

from each other within a given size-group, even across different applications, and hence reveal no metadata to potential attackers. Unlike other approaches, PURBs do not leak the encryption scheme used, who or how many recipients can decrypt it, or what application or software version created it.

Naturally, the surrounding context in which encrypted data appears – such as cleartext E-mail headers or the filename of an encrypted file – might still leak metadata that neither PURBs nor any format alone can hide. But that contextual leakage is typically much more obvious to users, and, hence, easier to reason about and potentially mitigate, than binary metadata embedded within ostensibly-encrypted data. A user who looks at the random-looking base64 blob in a PGP-encrypted E-mail might naturally assume that *everything* in that blob is encrypted. With PGP that assumption is unfortunately wrong, but with PURBs it would be correct.

The main technical challenge for encoding PURBs is allowing any number of recipients to use different cryptographic keys, potentially derived from different and incompatible cipher suites, to find the information they need to decrypt the PURB efficiently without an exhaustive scan, despite the PURB containing *no* cleartext markers whatsoever. The encoding process consists of encrypting content with a symmetric-key algorithm and then creating a variable-sized encrypted header containing metadata for recipients. Multiple recipients are supported via the creation of individual *entry points* in the PURB, organized as a set of increasing-in-size hash tables for efficient look-up. The scheme achieves computational efficiency by applying Private Information Retrieval techniques to limit the number of expensive public-key operations to one per recipient, even in scenarios where multiple cryptographic suites are used.

The second main challenge PURBs address is reducing the leakage of information about the length. We propose PADMÉ, a padding scheme built to limit the length leakage for objects that can differ in size by several orders of magnitude. PADMÉ works by grouping files in sets of logarithmically increasing sizes, and leaks $O(\log_2(\log_2(L)))$ bits, much less than padding to a fixed block size. Moreover, PADMÉ’s overhead is designed to decrease with file size, and has the overhead of at most +12%.

Our evaluation demonstrates that encoding a PURB for hundred recipients, using up to ten different cipher suites, takes less than half a second, and only 8 ms in the most common single-recipient, single-suite scenario. The decoding performance is comparable to a typical PGP implementation, and almost independent of the number of recipients (up to 10,000) thanks to our design limiting

the number of costly operations. We analyze real-world datasets and show that, without padding, many objects are trivially identifiable by their unique sizes which remains even after padding to a fixed block size (*e.g.*, with a block cipher, or padding in a Tor cell). We show that by using PADMÉ, we reduce the number of uniquely identifiable-by-size objects: from 83% to 3% for 56k Ubuntu packages, from 87% to 3% for 191k Youtube videos, from 45% to 8% for 848k hard-drive user files and from 68% to 6% for 2.8k websites from the Alexa top 1M list. Space overhead from padding is always below 12%.

In summary, our main contributions are as follows:

- In Section 3, we introduce a novel format for encrypted data and present a corresponding encoding scheme that facilitates the universal protection of content and metadata.
- In Section 4, we present PADMÉ, a padding scheme that leverages the anonymity-overhead trade-off in an efficient way.
- We implement the PURB encoding and padding schemes, and, in Section 5, evaluate the performance of the former and the efficiency of the latter on real-world data sets.

2 Motivation and Background

We begin this section by giving motivational examples for PURBs. Then, we proceed with describing the notion and properties of Elliptic-curve cryptography and Elligator-encoding of cryptographic public keys and with discussing the PGP encryption system and what metadata its message format leaks.

2.1 Motivation and Applications

Nowadays, various applications use encryption to provide data confidentiality to the users. Most of these applications leave some or all encryption metadata in cleartext, as it is often not considered to be of high risk to security or privacy. Nonetheless, some metadata types have already been shown as privacy-sensitive [13, 31, 16, 44, 45, 51, 24, 49, 11, 25, 18, 38]. We argue that a number of other metadata types, especially related to encryption, can also be potentially used to infer communication content or to decide on the attack vector. Revealing what application has created the encrypted message can already be sensitive, as an attacker might censor or collect the traffic of this application specifically. The exposed encryption scheme or the application version might suggest to the attacker to exploit implementation or cryptographic weaknesses, *e.g.*, RC4-encrypted traffic in TLS [14] has been

discovered vulnerable to the ciphertext-only attack [2]. Finally, revealing the identities and/or the number of message recipients can enable an attacker to infer the group membership, *e.g.*, of a minority or activists group, or even enable rubber-hose decryption attacks.

PURBs should be considered as a paradigm for designing encryption data formats, which aims at proposing efficient and comprehensive techniques for protecting and hiding arguably-sensitive metadata. Our goal is to define a general approach applicable to most of the common data-encryption scenarios such that the techniques are flexible to the application or communication type, cryptographic algorithms used, and the number of participants involved. In addition, we seek to enhance plausible deniability such that a user can deny that a PURB is created by a given application or that she owns the key to decrypt it. As discussed further, we envision at least several immediate applications that would benefit from using PURBs.

E-mail Protection. E-mail systems traditionally use PGP or S/MIME for encryption. In Section 2.3, we argue that PGP exposes a significant amount of metadata. Thus, it is a suitable candidate for PURBs optimization, as the current metadata-leakage will be minimized. Furthermore, the E-mail traffic is normally sparse, hence the PURBs overhead can be easily accommodated.

Initiation of Cryptographic Protocols. In most cryptographic protocols, initial cipher suite negotiation, handshaking, and key exchange are normally performed unencrypted. In TLS [14], an eavesdropper, who monitors a connection “from the start”, can learn the details of the cryptographic schemes used and Server Name Indication (SNI) that enables her to determine which specific web site, from the set of all the web sites hosted behind the same server front-end, a client is connecting to. Some measures are already taken in TLS 1.3 [36], however, they are only partial and do not fully address the issue. PURBs would facilitate the fully-encrypted handshaking process from the very start. PURBs assumes that a client knows at least one public key and supported cipher suite of the server, which is, for example, already the case in the scenario of the 0-RTT handshake mechanism of TLS 1.3 [35] when the client resumes a previous connection, or can obtain the from services enabling DNS-based authentication, such as DANE [20].

Encrypted Disk Volumes. VeraCrypt¹, a modern successor of TrueCrypt, is an encryption software enabling on-the-fly encryption of disk partitions. VeraCrypt uses a block cipher to turn a partition into an *encrypted volume* where the partition’s free space is filled with random bits.

It also supports the so-called *hidden volume* feature— an encrypted volume can be placed as a partial payload of another primary volume. The hidden volume cannot be distinguished from free space filled with random bits. VeraCrypt already performs well on hiding metadata due to the use of a special block-cipher operation mode. However, a limitation is that it is only possible to create a single hidden volume inside a primary one. This creates a risk that a potential coercer would assume *by default* that the hidden volume *is* present and the claim of non-possession of the decryption keys would be considered as a refusal to provide them. PURBs is an alternative approach to disk encryption which provides the same level of metadata protection but, at the same time, enhances the plausible deniability, as there can be as many hidden volumes in a PURB as needed. It would facilitate the N+1 defense when a coercee can reveal up to N “dummy” volumes, whereas the coercer would not be able to assume whether there are more of them or not.

2.2 ECC and Elligator Point-Encoding

Elliptic-curve cryptography (ECC) [26] is a de-facto standard approach to modern public-key cryptography. In ECC, operations are computed on elliptic curves over finite fields, which are better than the Galois fields used in traditional cryptography in terms of efficiency, as the same level of security is achieved with much smaller keys. There exist multiple elliptic curves recommended for use, *e.g.*, by NIST [29] and SECG [10]. In our experiments, we compare different schemes using Curve25519 [5], one of the fastest ECC curves that is non-patented and widely implemented. Our implementation is, however, independent from an underlying curve, and any other curve can be used, *e.g.*, Curve448.

The elliptic-curve approach is applicable for different tasks, but we specifically use it for the key agreement process when communicating parties decide on a shared secret without revealing it to an observer. ECDH [27] is the elliptic-curve variant of the Diffie-Hellman (DH) key exchange protocol [15]. We specifically use ECDH in our design, as it facilitates the generation of a fresh ephemeral public key for each message.

For a recipient to be able to derive the shared secret, the public key of the sender has to be transferred in cleartext. As a public key in ECC is essentially the coordinates of a point on an elliptic curve, the cleartext exchange is a potential problem in censorship circumvention and anonymous communication because the coordinates are easily distinguishable from uniform random bit strings. An observing attacker might be able to use it to identify the par-

¹<https://www.veracrypt.fr/en/Documentation.html>

ties or simply block undesired traffic. A solution proposed by Bernstein et al. [6] is a technique for bijective encoding elliptic-curve points into uniform bit strings. The original Elligator technique only supported a limited set of curves, but successive work [39, 3] has extended it to the whole domain. In our work, we apply these encoding techniques to hide the ephemeral public keys of senders.

2.3 Pretty Good Privacy (PGP)

Pretty Good Privacy (PGP) [52] is a software designed by P. Zimmermann, which can be used to encrypt and authenticate E-mails, files and disk partitions. PGP operates by encrypting data with a symmetric-key algorithm (it can also operate in a signing mode but we do not consider it here) where the encryption key, referred to as *session*, is either encrypted using a passphrase or a public-key algorithm and placed in the message header.

Packet type	Header length	Type version	Recipient public-key ID		Pub-key algo
Sender ephemeral public key		Curve OID	Keywrap algo	Encrypted (sym-key algo session key)	
Encrypted payload					

Figure 1: The OpenPGP packet format for symmetrically encrypted data with a ECDH-encrypted session key. The color indicates the segments that expose potentially-sensitive information.

PGP follows the OpenPGP RFC [9] for defining the format of encrypted data. Figure 1 demonstrates the structure of an OpenPGP packet where a session key is encrypted using ECDH, following the ECC extension [22] to the RFC. Note that in Figure 1, we omit some packet fields that are of no importance to our discussion. The color indicates the segments that expose potentially-sensitive metadata. The format version, how the packet is encrypted, the number and public-key identities of the recipients, the public-key algorithm and the elliptic curve used to encrypt the session key are all stated in clear. In addition, the payload is only padded to the block size of a symmetric-key algorithm used, which, as we will show in Section 5.2, does not provide any additional length hiding. There is a possibility in OpenPGP to hide the key ID of the intended recipient. Section 5.1 of the RFC [9] states that an implementation may accept zeros as a speculative ID. In this case, the receiving implementation will proceed trying all the known private keys to decrypt the session key, and all the session keys if the message is addressed to multiple recipients. We will further refer to this option as *PGP with hidden recipients*. Neither the number of recipients nor the other metadata is protected with this option.

3 Hiding Metadata

In this section, we introduce the concept of Padded Uniform Random Blobs (PURBs) and present an encoding scheme for encrypted data and its corresponding metadata. We begin by defining our system and proceed with presenting the scheme with several strawman approaches, namely a scheme for ciphertexts encrypted with a shared secret and addressed to a single recipient, then improving it to support public-key operations with a single cipher suite, finally presenting the multi-recipient, multi-cipher-suite scheme.

3.1 System

Padded Uniform Random Blobs (PURBs) is an approach for designing encrypted data formats whose goal is to eliminate the leakage of encryption-dependent metadata and to minimize the length leakage of the encrypted plaintext. We propose to encrypt both the content and the necessary metadata into a single blob of one of the standard sizes, a PURB, such that this blob is indistinguishable from a uniform string of random bits to any observer without the appropriate keys. To achieve the defined goal, we develop novel encoding and padding schemes. We begin by describing the encoding and finalize the description of the PURB's generation process by presenting the padding scheme in Section 4.

Let $h||data$ be an application-level unit of data (e.g., a file or network message) with its potential header h . A *sender* wants to send an encrypted version of $h||data$ to one or more *recipients*. We consider two main approaches for secure data exchanges: (1) using pre-shared secrets and/or (2) using public-key cryptography, which correspond to the following scenarios:

(1) the sender shares with recipients long-term one-to-one passphrases $\hat{S}_1, \dots, \hat{S}_N$ that the participants can use in a password-hashing scheme to derive ephemeral secrets S_1, \dots, S_N ; and/or

(2) the sender generates a fresh private key u and a public key $P_u = uP$, where P is a base point on an elliptic curve, and knows the public keys of the recipients $P_{r_i} = r_iP$ for $i \in 0, \dots, n$, where r_i is the private key of the recipient i . The participants can use the Diffie-Hellman key exchange to derive ephemeral secrets $Z_i = r_iP_u = uP_{r_i}$.

In both scenarios, the sender will use the ephemeral secrets S_1, \dots, S_N and/or Z_1, \dots, Z_N to encrypt (parts of) the PURB header.

We refer to the combination of a public-key algorithm and its parameters, a symmetric-key algorithm, and a hash function used in the PURB generation as a *cipher suite*.

In the following, when differentiating between cipher suites, we mostly imply suites having a different public-key group or algorithm (*e.g.*, different elliptic curves), as it is what affects the encoding structure. We point out that PURBs is not restricted to elliptic-curve groups, but we focus our proposal on them, as they are the de-facto standard of public-key communication nowadays.

We emphasize that the main challenge of encoding without metadata in cleartext is the ability for a recipient to efficiently decode the encrypted data she receives; otherwise, the problem is trivial: remove all the metadata, and have the recipient to try parsing the encrypted data using every possible structure and/or cipher suite.

3.2 Single Passphrase

We begin with a simple case where a sender wants to encrypt $h||\text{data}$ using a single long-term passphrase \hat{S} that is shared with a single recipient.

First, the sender picks a fresh symmetric key K , and computes the PURB payload p using an authenticated encryption scheme (AEAD) of her choice:

$$p = \text{AEAD}_K(h||\text{data})$$

Then, the sender picks a random salt and uses it to derive an ephemeral secret S from \hat{S} using a password-hashing scheme, *e.g.*, Argon2 [7]. The sender creates an *Entry Point* (EP) containing the session key K , the id of the AEAD scheme used to encrypt p , and the start position and the length of p in the PURB. Then, the sender encrypts the EP using the ephemeral key S . We denote by $EP_S(K)$ an entry point encrypted with S and containing K (and the other metadata). Finally, the sender creates the PURB by concatenating the values $\text{salt}||EP||p$.

salt	$EP_S(K)$	$\text{AEAD}_K(h \text{data})$
------	-----------	---------------------------------

Table 1: A PURB addressed to a single recipient and encrypted with a passphrase-derived ephemeral secret S .

The created PURB has three encoded segments as shown in Table 1. The segment (a) contains the salt for the password-hashing scheme and is written in cleartext. The salt can easily be chosen to be a uniform random bit string of a fixed length. It is placed at the beginning of the blob for the recipient to correctly and easily locate it. The segment (b) contains the encrypted entry point EP , which contains K , the position of the segment (c) and its length. All three segments are indistinguishable from random bits: the salt simply due to the way it is chosen, and the segments (b) and (c) due to the properties of symmetric encryption.

In contrast to the payload, where the encryption scheme can be indicated in an entry point, the scheme for the encryption of the entry point itself has to be agreed upon. There are at least two distinct approaches for this, raising a space/efficiency trade-off. An AEAD scheme would facilitate the direct verification of EP 's validity but would require storing an integrity tag for each recipient, which increases the size of the header. A traditional symmetric-key scheme seems, at first, to require trial decryption of the payload for validity verification. However, the probability that the decryption of an incorrect EP will yield a valid value for the position, length and algorithm id at the same time is negligible. Therefore, the validity of an EP can be verified, in most cases, without decrypting the payload.

3.3 Single Public Key, Single Suite

In many scenarios, people and services do not use pre-shared secrets for establishing secure communication channels or encrypting data at-rest. Instead, they rely on public-key cryptography to derive ephemeral shared secrets. Typically, either the sender/initiator indicates in the file's metadata in cleartext for what public key this file has been encrypted (*e.g.*, in PGP), or both parties exchange public-key certificates in clear during the communication setup (*e.g.*, in TLS). Both approaches, typically, leak the identity of the receiver.

To cover this use case, we improve the previous straw-man to enable the decryption of an entry point EP using a private key. For now, we assume that all the keys are of the same standard cipher suite, but we will relax this assumption in Section 3.5.

In this variant, the recipient has a key pair (P_r, r) . The sender picks a fresh key pair (P_u, u) , computes the Diffie-Hellman shared secret $Z = uP_r$, and then proceeds as before, except encrypting K with Z instead of S . The sender replaces the salt in the PURB with her ephemeral public key P_u . The resulting PURB looks as follows:

P_u	$EP_Z(K)$	$\text{AEAD}_K(h \text{data})$
-------	-----------	---------------------------------

Table 2: A PURB addressed to a single recipient that uses a single public key P_r , and $Z = uP_r$ is the DH shared secret.

While the salt can be uniform random bits, an ephemeral public key P_u that the sender generates is not uniform because it is a point on an elliptic curve. Curve points, even in a compressed form, are distinguishable from random bits because they satisfy a curve equation, which can be verified by a random observer. To overcome

this issue, we apply the Elligator-based encoding to the sender’s public key before placing it in the PURB. As discussed in Section 2.2, the Elligator encoding enables efficient encoding of points such that they become indistinguishable from random bits. Thus, the whole PURB looks like a blob of random bits to anyone not holding the private keys r or u .

3.4 Multiple Public Keys, Single Suite

In certain cases, a message needs to be encrypted under several public keys, *e.g.*, in case of multicast communication or when it is unknown to the sender which public keys still used by a server. We improve the previous strawman by adding support for multiple public keys, which can belong to a single recipient or multiple recipients. As before, we assume that all the keys are of the same suite.

For the sake of simplicity, we say that, in this scenario, we have N recipients with key pairs $(P_{r_1}, r_1), \dots, (P_{r_N}, r_N)$. The sender still generates one fresh key pair (P_u, u) but computes multiple Diffie-Hellman shared secrets $Z_i = uP_{r_i}$, one per recipient. Then, the sender creates N entry points $EP_{Z_1}(K), \dots, EP_{Z_N}(K)$, each containing the session key K for the payload, and the additional metadata.

We now have several options for the layout of N entry points in the PURB. One option is to place them sequentially, like in the hidden variant of PGP. This layout is the most space-efficient approach, but, in that case, the recipients have to sequentially attempt to decrypt each entry point (at most N times), before finding their own entry point. Further, we would rather not have to impose a fixed maximum number of recipients N for efficiency, as any value of N we choose will likely be inefficient in the common case of just one or a few recipients, but might be too small for encryptions to many recipients.

A more computationally-efficient approach is to use a logical hash table. The sender creates a fixed-size hash table and places each encrypted entry point there, identifying the corresponding position by hashing Z_i . Once all the entry points are placed, the remaining slots are filled with random bit strings, hence a random observer is unable to deduce the number of recipients (but the upper bound, corresponding to the size of the hash table, would be public information).

Using a hash table of a fixed size, however, imposes a significant space overhead. In the most common scenario of a single recipient, all the unpopulated slots will be filled with random bits and still transmitted. To address this challenge, we propose to include not one hash table but a variable-length sequence of hash tables whose sizes

increase by the powers of two. Thus, immediately after the Elligator-encoded public key, the sender encodes a hash table of length one, followed (if needed) by a hash table of length two, of length four, etc., until all the entry points are placed. The unpopulated slots are filled with random bits as before (see Table 3).

P_u	$EP_{Z_1}(K)$	$EP_{Z_3}(K)$	$EP_{Z_4}(K)$	$AEAD_K(h data)$
		$EP_{Z_2}(K)$	random	
			$EP_{Z_5}(K)$	
			random	

Table 3: A PURB with hash tables of increasing sizes. The five slots of the hash tables are filled with entry points $EP_{Z_1}, \dots, EP_{Z_5}$ and two slots are filled with random bits.

To increase space efficiency, we choose a placement trial margin, such that, if a hash collision occurs, the sender attempts to place an entry point at next adjacent index or, linearly, at the indices after if the next one is populated, until some maximum distance. The sender can “lay out” the header and figure out how many hash tables are needed before she encrypts the entry points, thereby the latter can still contain the payload position.

The decryption procedure is as follows: given the decoded public key P_u , a recipient computes the DH shared secret, computes the hash-index for the first table (which is always one), and tries decrypting the corresponding entry point. In case of a failure, the recipient moves on to the second hash table, seeks the correct position and tries again. In case of a subsequent failure, the sender either tries the adjacent entry points, according to the trial margin, or proceeds to the next hash table. In Section 5, we show the efficiency of such a layout.

Although neither the recipient, nor anyone else initially knows the number of the hash tables in a PURB, the recipient needs to only do a single expensive public-key operation, and the rest is cheaper symmetric-key decryption trials. As the total number of hash tables is $\log_2(N)$, the total number of the trial decryptations by the recipient is in $O(\log_2 N)$, regardless of the number of public keys the PURB has been encoded for. In the common case when the content is addressed to only one public key, only the first, size-one hash table is non-empty, and the resulting file is just as compact as it would be in the single-recipient scheme.

3.5 Multiple Public Keys and Suites

In the real world, not all data recipients might be using the public keys of the same type (*i.e.*, on the same curve). For example, a multi-key server is likely to use one key per

predefined curve to be able to accommodate all connecting clients. Hence, we extend our encoding scheme such that it can support the encryption of data for public keys of different types.

The naïve approach is to place all the encoded ephemeral public keys (one per suite) of the sender in the beginning of a blob in some standardized order. Unlike with the entry points, the number of major cipher suites that can be possibly used is considerably small, *e.g.*, there are three suggested elliptic curves in the OpenPGP document [22]. We define an exact position in the header for each suite. This limits the number of expensive public-key operations performed by recipients to one, as they know exactly which random-looking part of the blob to use to derive an ephemeral shared secret Z_i for a given suite. However, it would also require reserving fixed chunks of the header space: even if only a single suite is used, the other reserved spaces still have to be kept and filled with random bits, resulting in a significant overhead.

As the first improvement step, we advance to defining a *set* of possible standardized positions, instead of a single fixed one, for placing one public key per suite. We further refer to these public keys as *cornerstones*, the “entry points of the entry points”. For now, we assume that, for each suite G , the corresponding cornerstone can be placed at any position in a set $\{\text{pos}_G\}$, where a position is expressed by its start byte and relative to the beginning of the PURB. The cornerstones do not necessarily have an equal length.

The creation of a PURB now starts with the sender reserving positions for the cornerstones of all the suites included. For a given suite G , the sender finds the first position in $\{\text{pos}_G\}$ that is not occupied by any other cornerstone, and embeds the corresponding cornerstone there. Assuming that the set $\{\text{pos}_G\}$ has at least one unique position that no other suite has in its position set, it is always possible to find a free position. Only when all the cornerstones are placed, the sender proceeds with laying out the sets of growing hash tables for placing entry points. Each suite receives a separate layout of growing hash-tables, which is independent from the layouts of the other suites. If there was only one common layout for all the suites, it would have to start at a defined position and could lead to a space overhead, *e.g.*, in the single-recipient scenario, due to the possibility of cornerstones being of a different length. Furthermore, the length of entry points for different suites can differ too, *e.g.*, if a non-ECC-based suite is required, such as a one using RSA, so the encryption yields longer ciphertexts. Placing entry points happens as before, the sender checks if the underlying bytes of a corresponding position are partially or fully occupied by

some cornerstone or an entry of another hash table, and embeds the entry point if it is not. The recipient also has the knowledge of the set $\{\text{pos}_G\}$ (as it is standardized), and can try each possible position till success – we remove this constraint in the next paragraph.

Fewer lookups with XORs. Our first step ensures that a cornerstone for each included suite can be placed in a space-efficient way. However, each recipient might have to perform several expensive public-key operations to find which position of $\{\text{pos}_G\}$ yields a valid shared secret. As the second improvement step, we enable recipients to derive shared secrets using only a single public-key operation. We achieve this with a variant of DC-nets and PIR-type encoding techniques: for each included cipher suite G and its allowed positions $\{\text{pos}_G\}$, the sender (a) decides on one cornerstone position p that has not yet been reserved, (b) reads the values from all the others positions $\{\text{pos}_G \neq p\}$ for this suite, (c) embeds in the position p the XOR of all the values at $\{\text{pos}_G \neq p\}$ and of the cornerstone value. Put mathematically, the embedded value at the position p is

$$\text{cornerstone value} \oplus \bigoplus_{q \in \{\text{pos}_G\}, q \neq p} \text{value at position } q$$

As soon as the sender embeds the XOR result into the chosen position, the byte ranges corresponding to all the possible positions are no longer changeable. This leads to a requirement that each suite has at least one unique non-overlapping position defined in its $\{\text{pos}_G\}$. If there are multiple suite included, it is the sender’s responsibility to pick the order of encoding the cornerstones. Given that the byte ranges corresponding to the primary positions of cornerstones are reserved at the very beginning but the resulting values are embedded at the very end, the encrypted entry points, the random-bytes fillings, and the payload can actually occupy the non-reserved positions of the cornerstones and be used as values in the XOR operations. Similarly, an embedded XOR result of one suite can be used in the XOR operations of consecutive suites. This ensures the compactness of the header, hence, the space efficiency of our solution.

Upon PURB reception, a decoder needs to XOR the bytes from the ranges of all the possible positions for the suite of interest, obtaining a corresponding sender’s ephemeral public key, and perform only a single public-key operation to derive a valid shared secret. It might happen that the total size of a PURB is smaller than the largest possible cornerstone position for some supported cipher suite. In this case, the decoder treats the bytes be-

yond the PURB size as zero for purposes of XORing to compute the cornerstone.

3.6 Encoding Summary

A PURB is essentially a combination of several logical layers. The first is a raw layer that perceives the blob as a sequence of bytes and remembers what byte ranges are occupied. On top, there are independent layers of entry points, one layout of growing hash tables per cornerstone. These hash-table layouts do overlap, and resolve inter-suite collisions by querying the raw layer to determine whether the byte ranges corresponding to their slots are unoccupied. The layout for each cipher suite can be defined to start immediately after the suite cornerstone's first possible position. Thus, upon reception of a blob, a decoder would know exactly where to start decryption trials.

The complete encoding routine is then as follows: (a) a sender first reserves space for a chosen cornerstone position per suite, (b) lays out all the hash-table layouts of entry points for all the suites, (c) lays out and encrypts the file's contents (or its first substantial-size chunk of data in the streaming case), (d) encrypts all the entry points containing session keys and content's metadata into appropriate positions in respective hash tables, (e) fills all remaining unreserved space in the whole variable-length header with random bits, and finally (f) encodes the cornerstone values at the very end.

3.7 Sender Authentication

In PURBs, a sender generates ephemeral private-public key pairs to protect entry points. As public keys are fresh for every blob, the recipients cannot know them in advance and, therefore, cannot authenticate the origin. In some scenarios, it is important to be able to obtain a proof that a PURB comes from a certain sender and that an adversary is unable to impersonate this sender. The standard approach for providing this functionality is to enable sender authentication using a cryptographic signature scheme.

Assume now that a sender has a long-term private/public *identity* key pair, the public part of whose is known to or can be retrieved by potential recipients and can be used for authentication of the sender. The design requirement is that it is only the legitimate recipients and no observer who should be able to *learn and verify* the public-key identity of the sender. Due to this and the fact that a signature is not guaranteed to be indistinguishable from random bits, it is not acceptable to sign a final PURB and append the resultant signature. Instead, the sender produces a signature on the cleartext $h||data$

with the long-term identity private key and forms the unified $h||data||signature$ payload, which is to be encrypted using an AEAD algorithm. As a result, any legitimate recipient is able to verify that the data comes from an authenticated sender, and no observer or other recipient of the same PURB is able to impersonate this sender. The corresponding proving signature is encrypted and not accessible or distinguishable by any observer without valid decryption keys.

3.8 Non-Malleability

By default, our encoding scheme does not ensure non-malleability. A typical decoder can only authenticate the origin and verify that the encrypted payload has not been modified on the way. If an entry point designated to a recipient is malformed, she can detect it if an AEAD algorithm is used for the entry-point protection or will not be able to find the entry point at all otherwise, as it will not yield a valid decryption. Moreover, if other entry points or random-bytes fillings are malformed, the decoder will not be able to detect it either. If an attacker obtains access to a decoding oracle, he can randomly flip bits in an intercepted PURB and see whether the oracle returns a valid decoding. Thus, the attacker might be able to learn the length of the padded payload, the header length, and where the designated entry point is located, which might be undesirable in certain scenarios.

We improve our encoding scheme to support PURB integrity; nevertheless, this should only be considered as an optimization that can be "switched on" when necessary. A sender uses a *master secret* to deterministically generate all ephemeral random inputs to the encoding process (key pairs, random-bytes fillings, etc.) such that it can later be verified by the legitimate recipients. To create a PURB, the sender generates a fresh master secret, derives her ephemeral keys and the session key from it, signs jointly the master secret, the data, the information about *all* the PURBs' recipients (such as public-key IDs), the session key, append the resultant signature to the payload, and embeds the master secret either into each entry point or into the payload segment. The signature is now produced over more information than solely data; the reason is to ensure the integrity of the whole header.

Upon successful decryption, each recipient verifies the signature, re-generates all the sender's *private and public* keys and recomputes all the entry points and random-bytes fillings, validating that no bits have been changed during the transit. Each recipient needs to have the knowledge of all the other PURB's recipients (which can be indicated in the payload). Moreover, the signature scheme

must non-malleable, otherwise the recipients of a PURB might be able to derive another valid PURB with a modified header, *e.g.*, with an added recipient. As the recipients do not learn the private signing identity key of the sender, neither them nor any observer are able to modify any signed content or any other bits in the PURB because the former is non-malleable and the latter is generated from the signed master secret.

4 Hiding the Data Length

The encoding scheme presented in Section 3 produces pseudo-random uniform blobs of data: under the assumptions of sound encryption/hash functions, the encoded L bits of content leak no information without the relevant secrets. However, the length L in itself might reveal information about the content, and this leakage has already been used extensively in many traffic-analysis attacks, *e.g.*, on website fingerprinting [31, 16, 44, 45], video identification [33, 38, 34], and VoIP traffic fingerprinting [49, 11]. While solutions involving application- or network-level padding are numerous, they are typically designed for their specific problem, and the more fundamental problem of length-leaking ciphertexts remains. Some leakage is certainly unavoidable, but we show how the current padding of block ciphers is fundamentally insufficient for efficiently hiding the plaintext length, especially when considering plaintexts that can differ in size by several orders of magnitude.

We introduce PADMÉ, a novel padding scheme for PURBs (but not restricted to it), which reduces the length leakage for a wide range of encrypted-data types. PADMÉ asymptotically leaks significantly less than stream- and block-cipher-encrypted data (which were not designed for hiding the length but are still the standard in many cases). PADMÉ’s overhead is decreasing with the file size, yielding an overhead of at most 12%, which can be acceptable in most cases. The intuition behind PADMÉ is that instead of grouping into fixed-size sets of file lengths (*i.e.*, of 128 or 256 lengths, like block-ciphers do), or in exponentially growing sets, PADMÉ groups files into logarithmically increasing sets of file lengths.

We emphasize that many defenses against *leaky encryption* already exist, *e.g.*, on the topic of website fingerprinting [16, 46], and PADMÉ is not claiming to perform better than those tailored solutions in their application domain, but rather tries to be a holistic solution for still-unprotected ciphertexts and protocols.

4.1 Protection in the General Setting

We take inspiration from the related work (*i.e.*, defending against a *perfect attacker*) [46] to define the following *padding game*: let P denote a collection of possible plaintext data, documents, or application-data units. An honest user chooses a plaintext $p \in P$, then pads and encodes it into a PURB c . We define the length of p as L and the padded length of c as L' . We assume sound encryption and hash functions, meaning that c only leaks its length L' .

We consider an adversary that knows almost everything: c (and hence, L'), the parameters for generating c (*e.g.*, number of recipients and schemes), all possible plaintexts P (a strong assumption, but which we cannot exclude in some scenarios where only a limited number of plaintexts is possible). The adversary does not know the private keys or randomness of the honest user, nor any decryption keys corresponding to c . The goal of the adversary is to guess p using L' .

Using this game, we iteratively present strawman approaches before introducing PADMÉ.

4.2 Strawman Padding Approaches

In this section, we present two strawman designs for transforming L into L' (*i.e.*, padding p into c). We will define each time a padding function $f : \mathbb{N} \rightarrow \mathbb{N}$ that yields the padded size L' given the plaintext length L .

Given the aforementioned adversary, we define a requirement for f : it cannot be one-to-one, otherwise the adversary could trivially recover p . We have the choice of whether it should be one-to-many (*i.e.*, $f(L) = L + r$, r picked at random) or many-to-one (*i.e.*, grouping several L ’s into *buckets* of size L'). In this work, we opt for the many-to-one approach: while there is no clear winner, the alternative one-to-many approach is not deterministic, leaks more information when encoding several times the same ciphertext, requires a source randomness, and is arguably harder to analyze.

Strawman 1: Fixed-Size Blocks. Inspired by block ciphers, we consider using $f(L) = b \cdot \lceil L/b \rceil$, where b is a block size. Thus, the PURB’s size is a multiple of b , thereby the maximum overhead is $b - 1$, and the leakage is $O(\log L/b)^2$.

Unfortunately, this approach exhibits the problem mentioned in the introduction of this section: when considering plaintexts whose size differs by several orders of magnitude, there is no good value for b that would accommodate all the plaintexts. For instance, consider $b = 1$ Mb:

²For the sake of simplicity, we write \log instead of \log_2 and $O(\log \log L)$ instead of $O(\log_2(\log_2(L)))$ further on.

padding small files and network messages would incur a large overhead, *e.g.*, Tor’s cells are 512 B long and padding them to 1 Mb would incur a maximum overhead of $2000\times$. In contrast, padding a 700 MB movie with at most 1 Mb of chaff would only add little confusion to the adversary, as this movie can still be distinguishable from others. Thus, to reduce the information leakage about the length, the padding should depend on the file size.

Strawman 2: Padding to the Nearest Power of 2. As the fixed-size blocks fail to accommodate a wide range of plaintexts, the next logical step is to have varying-size blocks. The intuition is that for small plaintexts, blocks would be small too (yielding a modest overhead), whereas for larger files, blocks would be bigger, yielding again an appropriate trade-off in terms of leakage-to-overhead ratio.

If we try to have bucket b_i with varying size, a common way of doing so is to pad until the nearest power of 2, *i.e.*, with $b_i = 2^i$ (we discuss later the powers of $x \geq 2$). We further refer to this strawman as NEXT POWER OF 2. We obtain

$$f(L) = 2^{\lceil \log L \rceil}$$

The leakage of this scheme is $O(\log \log L)$ (see Appendix, Lemma 1). The max overhead of this scheme is 100% when $L' = 2L$. For powers of $x > 2$, we obtain smaller leakage by having more overhead, *e.g.*, a scheme padding to the nearest power of 3 has the overhead of at most +200%, with smaller leakage than before, but still in $O(\log \log L)$. While our second strawman has the desirable characteristic of the overhead depending on L , this class of padding has an unacceptable overhead to be used in practice, independently of x .

4.3 PADMÉ

We now describe our padding scheme PADMÉ, which limits the information leakage about the length of the plaintext for wide range of encrypted data sizes. Like the previous strawman, PADMÉ also asymptotically leaks $O(\log \log L)$ bits of information, but its overhead is much lower (at most 12% and decreasing with L).

Intuition. Consider the previous strawman, where L is padded to the next power of two. The only permissible padded length are of the form 2^n , and the information that leaks is n , *i.e.*, in which bucket the plaintext is. This value n can be represented in a binary floating-point number, over $\lfloor \log(n) + 1 \rfloor$ bits of exponent and 0 bits of mantissa.

In PADMÉ, we follow the same idea where the permissible padded length is representable as a binary floating-point number, but we additionally allow the mantissa

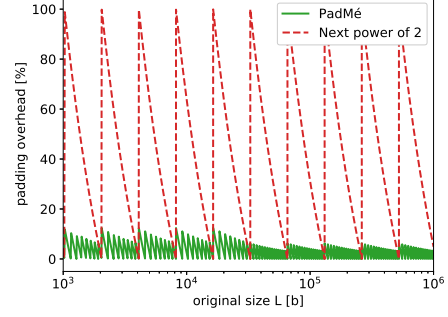


Figure 2: Maximum overhead with respect to the plaintext size L . The naïve approach to pad to the next power of two has a constant maximum overhead of 100%, whereas PADMÉ’s overhead is decreasing with L , following $\frac{1}{2 \log L}$.

to be at most as long as the exponent (see Table 4). This doubles the number of bits used to represent the allowed padded length – and doubles the absolute leakage – but allows for more fine-grained buckets, reducing the overhead. Asymptotically, PADMÉ leaks the same number of bits (with an extra factor 2), but reduces its overhead by almost $10\times$ (from +100% to +12%). More importantly, the buckets sizes now grow logarithmically with respect to L , instead of growing exponentially as in NEXT POWER OF 2. Thus, the overhead in percentage is decreasing with L .

$\lfloor \log(n) + 1 \rfloor$ -bit exponent	0-bit mantissa
---	----------------

In the strawman NEXT POWER OF 2, the allowed length 2^n can be represented as a binary floating-point number with no mantissa and $\lfloor \log(n) + 1 \rfloor$ bits of exponent, which correspond to the leakage

$\lfloor \log(n) + 1 \rfloor$ -bit exponent	$\lfloor \log(n) + 1 \rfloor$ -bit mantissa
---	---

Table 4: PADMÉ represents lengths as floating-point numbers, allowing the mantissa to be of at most $\lfloor \log(n) + 1 \rfloor$ bits.

Algorithm. To compute the padded size L' and to ensure that it fits in a floating-point representation of at most $2 \times \lfloor \log(n) + 1 \rfloor$ bits, we enforce the last $E - S$ bits to be 0, where $E = \lfloor \log(L) \rfloor$ is the value of the exponent, and $S = \lfloor \log(E) + 1 \rfloor$ is the size of its binary representation. The reason for the subtraction will become clear later. For now, we demonstrate how E and S are computed in Table 5.

As previously said, PADMÉ enforces that the bit length of the mantissa is no longer than the bit length of the exponent. In Table 5, for the value $L = 9$ the mantissa is

L	L	E	S	IEEE representation
8	0b1000	3	2	0b1.0 * 2 ^{0b11}
9	0b1001	3	2	0b1.001 * 2 ^{0b11}
10	0b1010	3	2	0b1.01 * 2 ^{0b11}

Table 5: The IEEE floating-point representations of 8, 9 and 10. The value 8 has 1 bit of mantissa (the initial 1 is omitted), and 2 bits of exponents; 9 has a 3-bits mantissa and a 2-bit exponent, while the value 10 as 2 bits of mantissa and exponents. PADME enforces the mantissa to be no longer than the exponent, hence 9 gets rounded up to the next permitted length 10.

longer than the exponent – intuitively, it is “too precise” – and 9 is therefore not an permitted padded length. But, in contrast, the value 10 is; thus, a 9 bit-long ciphertext would be padded into 10 bits.

To understand why PADME enforces the $E - S$ bits to be 0, it suffices to realize that enforcing the last E bits to 0 is equivalent to padding to the next power of two. In comparison, PADME allows S extra bits to represent the padded size, with S defined as the bit length of the exponent.

We provide a precise definition of the procedure in Algorithm 1. Once the padded size L' is computed, a PURB plaintext of length L is simply padded with $L' - L$ 0's (to be precise, we suggest to follow the compact padding scheme ISO/IEC 7816-4:2005³).

Algorithm 1: PADME

Data: length of content L
Result: length of padded content L'
 $E \leftarrow \lfloor \log L \rfloor$;
 $S \leftarrow \lfloor \log E \rfloor + 1$;
 $l \leftarrow E - S$; // # of bits to set to 0
 $m \leftarrow (1 \ll l) - 1$; // l 1's in the LSB
 $L' \leftarrow L + m$; // round up
 $L' \leftarrow L' \& \sim m$; // set to 0 the last bits

Leakage and overhead. By design, the leakage is $O(\log \log L)$, which is apparent from the length of the binary representation of the leaked information. As we fix $E - S$ bits to 0 and round up, the maximum overhead is $2^{E-S} - 1$. As a percentage, the maximum overhead can

be estimated as follows:

$$\begin{aligned}
\text{max overhead} &= \frac{2^{E-S} - 1}{L} \\
&\approx \frac{2^{E-S}}{L} \\
&= \frac{2^{\lfloor \log L \rfloor - \lfloor \log \log L \rfloor - 1}}{L} \\
&\approx \frac{1}{2 \cdot 2^{\log \log L}} \\
&= \frac{1}{2 \cdot \log L} [\%]
\end{aligned} \tag{1}$$

Thus, PADME's overhead in percentage decreases with respect to the file size L .

On optimality. We note that there is no sweet spot on the leakage-to-overhead curve, and we could easily enforce the last $\frac{1}{2} \cdot (E - S)$ bits to be 0 (instead of the last $E - S$ bits) to reduce overhead and increase leakage. Still, the relation that matters in practice is between L and the overhead. We show in Section 5.2 how this choice performs with various datasets.

5 Evaluation

Our evaluation is twofold: first, we show the performance and overhead of the PURB encoding and decoding; second, using several datasets we show how PADME facilitates hiding information about data length.

5.1 Performance of the PURB Encoding

The main question we aim to answer in the evaluation of the encoding scheme is whether it has a reasonable cost in terms of both time and space overhead and whether it scales gracefully with an increasing number of recipients and/or cryptographic suites. We measure the average CPU time required to encode and the worst-case time required to decode a PURB. We compare the decoding performance with the performance of plain and anonymized OpenPGP schemes. Finally, we compare four different placement trial margins to explore the influence of hash-table collisions on the PURB header size.

5.1.1 Implementation

We implemented a proof-of-concept prototype of the PURBs encoding and padding schemes in Go and made it publicly available⁴. The implementation covers

³<https://www.iso.org/standard/36134.html>

⁴https://github.com/dedis/paper_purbs

the base encoding scheme without sender authentication and PURB non-malleability, and consists of 1.4 kLOC, where 0.5 kLOC are related to the experiments. Our implementation relies on the open-source Kyber library⁵ for cryptographic operations, as, to the best of our knowledge, it is the only extensive crypto library in Go that implements the Elligator-encoding for points on Curve25519.

5.1.2 Methodology

We ran the encoding experiments on a consumer-grade laptop, with 3.1 GHz Intel Core i7 processor and 16 GB of RAM, using Go 1.10. To compare with an OpenPGP implementation, we use Keybase’s fork⁶ of the default Golang crypto library⁷, as the fork adds support for the ECDH scheme on Curve25519.

We further modify the Keybase’s implementation to add the support for the anonymized OpenPGP scheme as described in Section 5 of the standard [9]. The PURBs’ suite used in all the encoding experiments is based on Curve25519. If more than one suite is needed for an experiment, we use copies of Curve25519 to ensure the same computational time of basic operations, *e.g.*, point multiplication. For each data point, we generate a new set of keys, one per recipient. We measure each data point 20 times, in-between which we retain the keys, and use the resulting mean value. The number of the placement trial margin, where constant, equals three, and the message payload is 1 KB. The colored zones surrounding the curves represent three standard deviation.

5.1.3 Results

Encoding Performance. In this experiment, we first evaluate how the time required to encode a PURB changes with a growing number of recipients and cipher suites included. Second, how main computational components contribute to this duration. We logically divide the total time into three components. The first is the generation and Elligator-encoding of sender’s public keys, one per suite. A public key is derived by multiplying a base point with a freshly picked private key (scalar). If the resultant public key is not encodable, which happens in half of the cases, a new key is generated. Point multiplication dominates this component constituting ~90% of the total time. The second is the derivation of a shared secret with each recipient. It is essentially a single point multiplication per recipient.

We denote the third component as *Other*: it includes all the operations that are not in the first or second components, namely encryption of the entry points and payload, hash table placement, etc. We consider three cases: using one, three or ten cipher suites. When more than one cipher suite is used, the recipients are equally divided to support those.

Figure 3a shows that in the case of a single recipient, the generation of a public key and the computation of a shared secret dominate the total time and takes ~4 ms and ~3 ms respectively. The generation takes longer on average due to the need of regenerating a public key in 50% of the cases due to encoding failures. Expectedly, computing shared secrets starts dominating the total time when the number of recipients grows, whereas the duration of the public-key generation only depends on a number of cipher suites used. The encoding is arguably efficient for most cases of communication, as even with hundred recipients and ten suites, the time for creating a PURB stays under 0.4 seconds.

Decoding Performance. We measure the worst-case CPU time required to decipher a standard PGP message, a PGP message with hidden recipients, a *flat* PURB that has a flat layout of entry points without hash tables, and a standard PURB. The suite with Curve25519 is used in all the PGP and PURBs schemes.

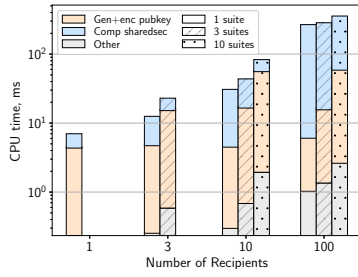
Figure 3b shows the results. The OpenPGP library uses the assembly-optimized Go elliptic library for point multiplication so the multiplication takes ~0.05-0.1 ms there, whereas it takes ~2.5-4 ms in Kyber. This results in a significant difference in absolute values for small numbers of recipients. Our primary interest is, however, the dynamics of total duration. The total time increase for anonymous PGP is linear because, in the worst case, a decoder has to derive as many shared secrets as there are recipients. On the other hand, PURBs exhibit almost constant time due to a single multiplication needed, regardless of the number of recipients. A decoder still has to perform multiple entry-point trial decryptions but one such operation would account for only ~0.3% of the total time (in the single-recipient, single-suite scenario). The advantage of using hash tables, and, as a result, logarithmically less symmetric-key operations, is illustrated by the difference between PURBs *final* and PURBs *flat*, which is noticeable after 100 recipients.

Header Size. Finally, we analyze the size of an obfuscated PURB header. There is a trade-off between efficiency and compactness (dictated by the hash-table placement trial margin) – the zero margin might result in a significant amount of space overhead because every collision of hash-table position would require creating a new

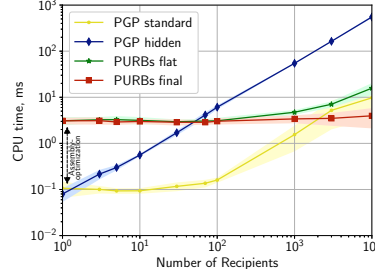
⁵<https://github.com/dedis/kyber>

⁶<https://github.com/keybase/go-crypto>

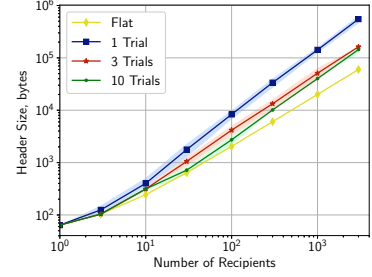
⁷<https://github.com/golang/crypto>



(a) CPU time required to encode a PURB depending on the number of recipients and included cipher suites.



(b) The worst-case CPU cost of decoding PGP, PGP with hidden recipients, flat PURB, and standard PURB.



(c) PURB header size for different trial margins and numbers of recipients.

Figure 3: Performance of PURBs Encoding.

hash table. On the other hand, efficiency can suffer from a large margin, as the result of having to perform more symmetric-key trial operations, especially if a number of recipients is high. We compare header sizes of a PURB constructed with one, three and ten hash trials allowed, and compare it against a baseline of PURBs *flat* that is the same flat layout scheme as in the previous experiment. The latter means that entry points are placed directly after each other so the space growth is the lowest possible. Figure 3c demonstrates that adding two hash trials significantly reduces the space overhead in comparison with a single hash attempt. At the same time, the improvement of increasing the margin further to ten is less significant. Hence, the margin of at least one trial is necessary, whereas the benefit of further increase depends on efficiency bounds.

5.2 Performance of PADMÉ

When reviewing a padding scheme, one important metric is the imposed overhead, in terms of bits added to the plaintexts. By design, PADMÉ’s overhead is bounded by $\frac{1}{2 \cdot \log L}$. As discussed in Section 4.3, PADMÉ does not escape the typical overhead-to-leakage trade-off, and the novelty of PADMÉ hence does not lie in the trade-off of $\frac{1}{2 \cdot \log L}$ overhead, $O(\log \log L)$ leakage. Rather, it lies in the relation between L and the overhead. We show that PADMÉ imposes a reasonable overhead of at most +12%.

A more interesting question is whether *given an arbitrary collection of plaintexts P* , PADMÉ would hide well which plaintext has been padded. PADMÉ was designed to work with an arbitrary collection of plaintexts P . It remains to be seen how PADMÉ performs when applied to a specific set of plaintexts P , *i.e.*, with a distribution coming from the real world, and establish how well it groups

Dataset	# of objects
Ubuntu packages	56,517
YouTube videos	191,250
File collections	3,027,460
Alexa top 1M Websites	2,627

Table 6: Datasets used in the evaluation of anonymity provided by PADMÉ.

files into sets of identical length. In the next section, we experiment with four datasets made of various objects: a collection of Ubuntu packages, a set of YouTube videos, a set of user files, and a set of Alexa Top 1M websites.

5.2.1 Datasets and Methodology

The Ubuntu dataset contains 56,517 unique packages, parsed from the official repository of a live Ubuntu 16.04 instance; as packages can be referenced in multiple repositories, we filtered the list by name and architecture. The reason for padding Ubuntu software updates is that the knowledge of updates enables a local eavesdropper to build a list of packages and their versions that are installed on a machine. If some of the packages are outdated and have known vulnerabilities, an adversary might use it as an attack vector. A percentage of software update still happens over un-encrypted connections, which is still an issue; but encrypted connections to software-update repositories also expose which distribution and the kind of update being done (security / restricted⁸ / multiverse⁹ / etc). We hope that this unnecessary leakage will disappear in the near future.

⁸Contains proprietary software and drivers.

⁹Contains software restricted by copyright.

The YouTube dataset contains 191,250 unique videos, obtained by iteratively querying the YouTube API. One semantic video is generally represented by 2 – 5 .webm files, corresponding to various video qualities. Hence, each object in the dataset is a unique (video, quality) pair. We use this dataset as if the videos were downloaded in bulk rather than streamed; that is, we pad the video as a single file. The argument for padding YouTube videos as whole files is that as shown by related work [33, 38, 34], variable-bitrate encoding combined with streaming leak which video is being watched. If YouTube wanted to protect the privacy of its users, it could re-encode everything to constant-bitrate encoding and still stream it, but then the total length of the stream would still leak information. Alternatively, it could adopt a model like the iTunes store, where videos have variable bit-rate but are bulk-downloaded; again, the total downloaded length would leak information, requiring some padding. Hence, we explore how unique the YouTube videos are with and without padding.

The Files dataset has been constituted by collecting the file sizes in ‘/home/user/’ of 10 co-workers and contains 3,027,460 of both personal files and configuration files. Those files have been collected on machines, running Fedora, Arch, and MacOSX. The argument for analyzing the uniqueness of those files is not to encrypt each file individually (often, there is no point in hiding the metadata of a file if the file location exposes everything about it, e.g. ‘/home/user/.ssh’), but rather to quantify the privacy gain when padding those objects.

Finally, the Alexa dataset is made of 2,627 websites from the Alexa Top 1M list. The size of each website is the sum of all the resources loaded by the webpage, which has been recorded by piloting a ‘chrome-headless’ instance with a script, mimicking real browsing. One reason for padding whole websites – as opposed to padding individual resources – is that related work in website fingerprinting showed the importance of the total downloaded size [16]. The effectiveness of PADMÉ when padding individual resources, or, for instance, bursts [46], is left as an interesting future work.

5.2.2 Evaluation of PADMÉ

The distribution of the objects sizes for all the datasets is shown in Figure 4. Intuitively, it should be harder for an efficient padding scheme to build groups of same-sized files when there are large objects in the dataset. Therefore, we expect the last 5% to 10% of the three datasets ‘Alexa’, ‘YouTube’ and ‘files’ to remain somewhat unique, even after padding.

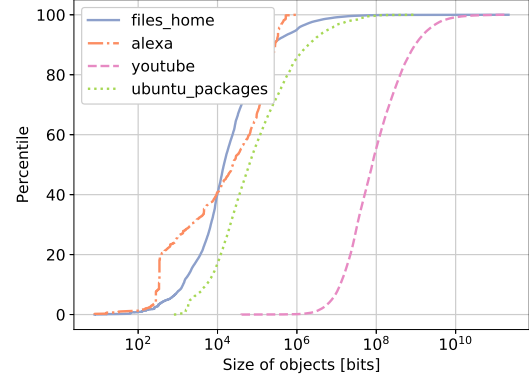


Figure 4: Distribution of the sizes of the objects in each dataset.

For each dataset, we analyze the “anonymity” (more precisely, the size of the anonymity sets) for each object. To compute this metric, we group objects by their size, and report the distribution of the sizes of these groups. A large number of small groups would indicate that many objects in the dataset are easily identifiable solely by their sizes. For each dataset, we compare three different approaches: the NEXT POWER OF 2 strawman, PADMÉ, and no padding. The results are shown in Figure 5. We first notice that for all these datasets, despite containing very different objects, only ~50% of the objects have a unique size; only ~85% of the YouTube videos have a unique size, and only ~80% of the Ubuntu packages. These characteristics persist in the traditional block-cipher encryption (blue dashed curves) where objects are only padded to a block size. Even after being padded to 512 bytes, the size of a Tor cell, most object sizes remain as unique as in the unpadded case. We observe similar results when padding to 256 bits, the typical block size for AES (not plotted).

NEXT POWER OF 2 (red dotted curves) provides the best anonymity: in the ‘YouTube’ and ‘Ubuntu’ datasets, there is no single object that remains unique with respect to its size, all belong to groups of at least 10 objects; of course, we cannot generalize this statement, as shown by the other two datasets. In general, we see a massive improvements with respect to the unpadded case. As shown before, this padding scheme is unfortunately rather impractical, adding +100% to the size in the worst case, and should be considered as a reference point.

Finally, we see the anonymity provided by PADMÉ (green solid curves). By design, PADMÉ has an acceptable maximum overhead (max +12% and decreasing). In three of the four datasets, there is a constant difference between our expensive reference point NEXT POWER OF 2

and PADMÉ; despite having a decreasing overhead with respect to L , unlike NEXT POWER OF 2. This means that while bigger files have proportionally less protection (*i.e.*, less padding in percentage) with PADMÉ, this is not critical, as those files are more rare, and are harder to protect efficiently anyway, even with a naïve and costly approach. The percentage of uniquely identifiable objects - objects that trivially reveal their plaintext given our perfect adversary - we observe a significant drop by using PADMÉ: from 83% to 3% for the ‘Ubuntu’ dataset, from 87% to 3% for the ‘Youtube’ dataset, from 45% to 8% for the ‘files’ dataset and from 68% to 6% for the ‘Alexa’ dataset.

6 Related Work

Traffic-morphing [50] is a method for hiding the traffic of a specific application by masking it as being produced by another application and imitating the corresponding packet distribution. The tools built upon this method can be standalone [43] or use the concept of Tor pluggable transport [28, 47, 48] that is applied to preventing Tor traffic from being identified and censored [8]. There are two fundamental differences with PURBs, however. First, PURBs focus on a single unit of data, and does not explore yet the question of the time-distribution of multiple PURBs. Second, the traffic-morphing systems, in most cases, try to mimic a specific transport and sometimes are designed to only hide the traffic of one given tool; whereas PURBs aim at being universal and adaptable to any underlying application. Moreover, it has been argued that most traffic-morphing tools do not achieve unobservability in the real-world settings due to discrepancies between their implementations and the systems that they try to imitate, because of the uncovered behavior of side protocols, error handling, response to probing, etc. [21, 42]. We believe that, for a wide class of applications, using pseudo-random uniform blobs either alone or in combination with other lower-level tools is a potential solution in a different direction.

Traffic-analysis aims at inferring the contents of encrypted communication by analyzing metadata. The most well-studied application of it is website fingerprinting [31, 16, 44, 45], but it has also been applied to video identification [33, 38, 34] and VoIP traffic [49, 11]. In website fingerprinting over Tor, research has repeatedly showed that the total website size is the feature that helps an adversary the most [12, 30, 16]. In particular, Dyer et al. [16] showed the necessity of padding the whole website, as opposed to individual packets, for preventing an adversary from identifying a website by its observed total size. They also systematized the existing padding approaches. Wang

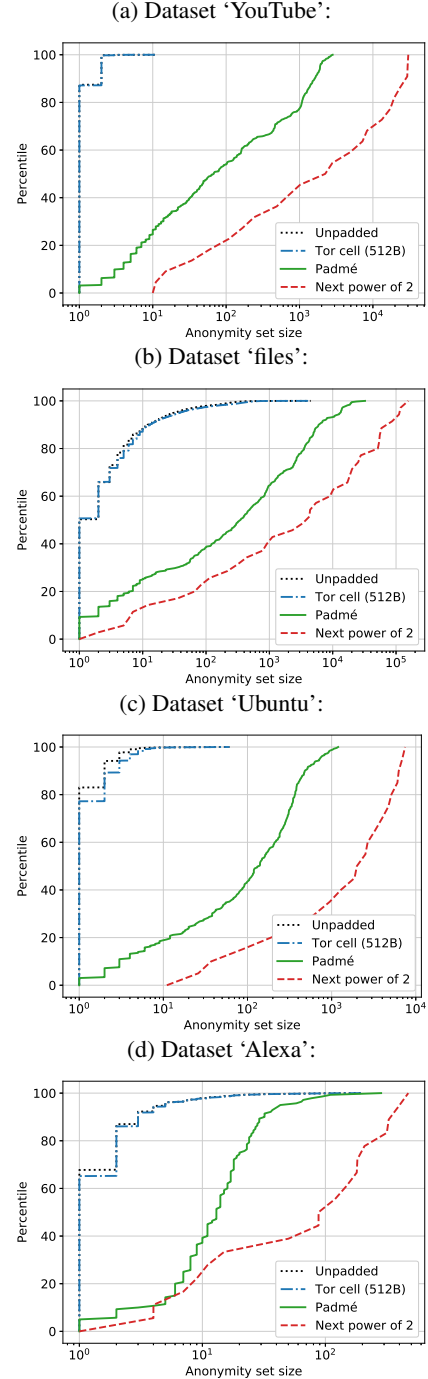


Figure 5: Analysis of the anonymity provided by various padding approaches: NEXT POWER OF 2, PADMÉ, padding to a constant size (here, Tor cells of 512 B) and no padding. We measure for each object with how many other objects it becomes indistinguishable after being padded, and plot the distribution. NEXT POWER OF 2 provides better anonymity, at the cost of a drastically higher overhead (at most +100% instead of +12%).

et al. [46] proposed deterministic and randomized padding strategies tailored for padding Tor traffic against a perfect attacker, which inspired our Section 4.

7 Conclusion

The aim of this paper was to present a universal solution to *leaky ciphertexts* that traditionally left sensitive metadata unprotected. We discussed how PGP, TLS, and a typical disk encryption scheme leaked information that could be used by an attacker to perform traffic analysis, website fingerprinting, and inference attacks.

We argued that the metadata leakage was not a necessity and presented PURBs, an approach for designing encrypted data format that did not leak anything at all – except the length of the ciphertexts – to anyone without the appropriate decryption keys. We showed that despite having no cleartext header, PURBs could be efficiently encoded and decoded, and could simultaneously support multiple public keys and cipher suites. We then introduced PADMÉ, a padding scheme that reduces the length leakage of ciphertexts and has a modest decreasing-with-file-size overhead. It performed significantly better than classical padding schemes with fixed block size in terms of anonymity, while its overhead was asymptotically lower than of the schemes with exponentially increasing padding.

References

- [1] Ring-road: Leaking sensitive data in security protocols. <http://www.ringroadbug.com/>.
- [2] Nadhem AlFardan, Daniel J. Bernstein, Kenneth G. Paterson, Bertram Poettering, and Jacob C. N. Schuldt. On the Security of RC4 in TLS. In *22nd USENIX Security Symposium (USENIX Security 13)*, pages 305–320, Washington, D.C., 2013. USENIX.
- [3] Diego F Aranha, Pierre-Alain Fouque, Chen Qian, Mehdi Tibouchi, and Jean-Christophe Zavalowicz. Binary elligator squared. In *International Workshop on Selected Areas in Cryptography*, pages 20–37. Springer, 2014.
- [4] Tal Be’ery and Amichai Shulman. A Perfect CRIME? Only TIME Will Tell. Black Hat Europe, 2013.
- [5] Daniel J. Bernstein. Curve25519: New Diffie-Hellman Speed Records. In *Proceedings of the 9th International Conference on Theory and Practice of Public-Key Cryptography, PKC’06*, pages 207–228, 2006.
- [6] Daniel J Bernstein, Mike Hamburg, Anna Krasnova, and Tanja Lange. Elligator: Elliptic-curve points indistinguishable from uniform random strings. In *Proceedings of the 2013 ACM SIGSAC conference on Computer & communications security*, pages 967–980. ACM, 2013.
- [7] Alex Biryukov, Daniel Dinu, and Dmitry Khovratovich. Argon2: the memory-hard function for password hashing and other applications. Technical report, 2015.
- [8] Tor Blog. Tor at the heart: Bridges and pluggable transports. <https://blog.torproject.org/tor-heart-bridges-and-pluggable-transports>, Dec 2016.
- [9] J. Callas, L. Donnerhake, H. Finney, D. Shaw, and R. Thayer. OpenPGP Message Format. RFC 4880, RFC Editor, Nov 2007.
- [10] Certicom Research. SEC 2: Recommended Elliptic Curve Domain Parameters, Jan 2010.
- [11] Yu-Chun Chang, Kuan-Ta Chen, Chen-Chi Wu, and Chin-Laung Lei. Inferring speech activity from encrypted Skype traffic. In *Global Telecommunications Conference, 2008. IEEE GLOBECOM 2008. IEEE*, pages 1–5. IEEE, 2008.
- [12] Giovanni Cherubin, Jamie Hayes, and Marc Juarez. Website fingerprinting defenses at the application layer. *Proceedings on Privacy Enhancing Technologies*, 2017(2):186–203, 2017.
- [13] George Danezis and Richard Clayton. *Introducing traffic analysis*. Auerbach Publications, Boca Raton, FL, 2007.
- [14] T. Dierks and E. Rescorla. The Transport Layer Security (TLS) Protocol Version 1.2. RFC 5246, RFC Editor, Aug 2008.
- [15] Whitfield Diffie and Martin E Hellman. New directions in cryptography. *IEEE Transactions on Information Theory (IT)*, 1976.
- [16] Kevin P Dyer, Scott E Coull, Thomas Ristenpart, and Thomas Shrimpton. Peek-a-boo, i still see you: Why efficient traffic analysis countermeasures fail. In *IEEE Symposium on Security and Privacy (SP)*, pages 332–346. IEEE, 2012.

- [17] Yoel Gluck, Neal Harris, and Angelo Prado. BREACH: reviving the CRIME attack. Black Hat USA, 2013.
- [18] B. Greschbach, G. Kreitz, and S. Buchegger. The devil is in the metadata 2014 – New privacy challenges in Decentralised Online Social Networks. In *2012 IEEE International Conference on Pervasive Computing and Communications Workshops*, pages 333–339, March 2012.
- [19] Dominik Herrmann, Rolf Wendolsky, and Hannes Federrath. Website Fingerprinting: Attacking Popular Privacy Enhancing Technologies with the Multinomial Naïve-bayes Classifier. In *Proceedings of the 2009 ACM Workshop on Cloud Computing Security*, CCSW ’09, pages 31–42. ACM, 2009.
- [20] P. Hoffman and J. Schlyter. The DNS-Based Authentication of Named Entities (DANE) Transport Layer Security (TLS) Protocol: TLSA. RFC 6698, RFC Editor, August 2012.
- [21] Amir Houmansadr, Chad Brubaker, and Vitaly Shmatikov. The parrot is dead: Observing unobservable network communications. In *Security and Privacy (SP), 2013 IEEE Symposium on*, pages 65–79. IEEE, 2013.
- [22] A. Jivsov. Elliptic Curve Cryptography (ECC) in OpenPGP. RFC 6637, RFC Editor, June 2012.
- [23] John Kelsey. Compression and information leakage of plaintext. In *9th International Workshop on Fast Software Encryption*, Lecture Notes in Computer Science, pages 263–276. Springer, 2002.
- [24] Stevens Le Blond, Chao Zhang, Arnaud Legout, Keith Ross, and Walid Dabbous. I Know Where You Are and What You Are Sharing: Exploiting P2P Communications to Invade Users’ Privacy. In *Proceedings of the 2011 ACM SIGCOMM Conference on Internet Measurement Conference*, IMC ’11, 2011.
- [25] Jonathan Mayer, Patrick Mutchler, and John C. Mitchell. Evaluating the privacy properties of telephone metadata. *Proceedings of the National Academy of Sciences*, 113(20):5536–5541, 2016.
- [26] D. McGrew, K. Igoe, and M. Salter. Fundamental Elliptic Curve Cryptography Algorithms. RFC 6090, RFC Editor, Feb 2011.
- [27] Victor S. Miller. Use of Elliptic Curves in Cryptography. In *Advances in Cryptology*, CRYPTO ’85, pages 417–426. Springer-Verlag, 1986.
- [28] Hooman Mohajeri Moghaddam, Baiyu Li, Mohammad Derakhshani, and Ian Goldberg. SkypeMorph: Protocol Obfuscation for Tor Bridges. In *Proceedings of the 2012 ACM Conference on Computer and Communications Security*, CCS ’12, pages 97–108. ACM, 2012.
- [29] National Institute of Standards and Technology. FIPS PUB 186-4: Digital Signature Standard (DSS), Jul 2013.
- [30] Rebekah Overdorf, Mark Juarez, Gunes Acar, Rachel Greenstadt, and Claudia Diaz. How Unique is Your. onion?: An Analysis of the Fingerprintability of Tor Onion Services. In *Proceedings of the 2017 ACM SIGSAC Conference on Computer and Communications Security*, pages 2021–2036. ACM, 2017.
- [31] Andriy Panchenko, Lukas Niessen, Andreas Zinnen, and Thomas Engel. Website fingerprinting in onion routing based anonymization networks. In *Proceedings of the 10th annual ACM workshop on Privacy in the electronic society*, pages 103–114. ACM, 2011.
- [32] Jeffrey Pang, Ben Greenstein, Ramakrishna Gummadi, Srinivasan Seshan, and David Wetherall. 802.11 User Fingerprinting. In *Proceedings of the 13th Annual ACM International Conference on Mobile Computing and Networking*, MobiCom ’07, pages 99–110. ACM, 2007.
- [33] Andrew Reed and Benjamin Klimkowski. Leaky streams: Identifying variable bitrate DASH videos streamed over encrypted 802.11 n connections. In *Consumer Communications & Networking Conference (CCNC), 2016 13th IEEE Annual*, pages 1107–1112. IEEE, 2016.
- [34] Andrew Reed and Michael Kranch. Identifying HTTPS-protected Netflix videos in real-time. In *Proceedings of the Seventh ACM on Conference on Data and Application Security and Privacy*, pages 361–368. ACM, 2017.
- [35] E. Rescorla. The Transport Layer Security (TLS) Protocol Version 1.3. draft-ietf-tls-tls13-28, March 2018.
- [36] Tom Ritter and Daniel Kahn Gillmor. Protecting the TLS Handshake. IETF Interim, May 2014.

- [37] Juliano Rizzo and Thai Duong. The CRIME attack. Ekoparty, 2012.
- [38] Roei Schuster, Vitaly Shmatikov, and Eran Tromer. Beauty and the Burst: Remote Identification of Encrypted Video Streams. In *26th USENIX Security Symposium (USENIX Security 17)*, pages 1357–1374, Vancouver, BC, 2017. USENIX Association.
- [39] Mehdi Tibouchi. Elligator squared: Uniform points on elliptic curves of prime order as uniform random strings. In *International Conference on Financial Cryptography and Data Security*, pages 139–156. Springer, 2014.
- [40] Thiago Valverde. Bad life advice - replay attacks against https. <http://blog.valverde.me/2015/12/07/bad-life-advice/>, Dec 2015.
- [41] Guido Vranken. HTTPS Bicycle Attack. <https://guidovranken.com/2015/12/30/https-bicycle-attack/>, Dec 2015.
- [42] Liang Wang, Kevin P Dyer, Aditya Akella, Thomas Ristenpart, and Thomas Shrimpton. Seeing through network-protocol obfuscation. In *Proceedings of the 22nd ACM SIGSAC Conference on Computer and Communications Security*, pages 57–69. ACM, 2015.
- [43] Qiyang Wang, Xun Gong, Giang TK Nguyen, Amir Houmansadr, and Nikita Borisov. Censorspoof: asymmetric communication using ip spoofing for censorship-resistant web browsing. In *Proceedings of the 2012 ACM conference on Computer and communications security*, pages 121–132. ACM, 2012.
- [44] Tao Wang and Ian Goldberg. Improved Website Fingerprinting on Tor. In *Proceedings of the 12th ACM Workshop on Privacy in the Electronic Society*, pages 201–212. ACM, 2013.
- [45] Tao Wang and Ian Goldberg. On realistically attacking Tor with website fingerprinting. *Proceedings on Privacy Enhancing Technologies*, 2016(4):21–36, 2016.
- [46] Tao Wang and Ian Goldberg. Walkie-Talkie: An Efficient Defense Against Passive Website Fingerprinting Attacks. In *26th USENIX Security Symposium (USENIX Security 17)*, pages 1375–1390, Vancouver, BC, 2017. USENIX Association.
- [47] Zachary Weinberg, Jeffrey Wang, Vinod Yegneswaran, Linda Briesemeister, Steven Cheung, Frank Wang, and Dan Boneh. StegoTorus: a camouflage proxy for the Tor anonymity system. In *Proceedings of the 2012 ACM conference on Computer and communications security*, pages 109–120. ACM, 2012.
- [48] Philipp Winter, Tobias Pulls, and Juergen Fuss. ScrambleSuit: A polymorphic network protocol to circumvent censorship. In *Proceedings of the 12th ACM workshop on Privacy in the electronic society*, pages 213–224. ACM, 2013.
- [49] Charles V Wright, Lucas Ballard, Fabian Monrose, and Gerald M Masson. Language identification of encrypted voip traffic: Alejandra y roberto or alice and bob? In *Proceedings of 16th USENIX Security Symposium*, volume 3, pages 43–54. USENIX Association, 2007.
- [50] Charles V. Wright, Scott E. Coull, and Fabian Monrose. Traffic Morphing: An Efficient Defense Against Statistical Traffic Analysis. In *Proceedings of the 16th Network and Distributed Security Symposium*, pages 237–250. IEEE, 2009.
- [51] Fan Zhang, Wenbo He, Xue Liu, and Patrick G. Bridges. Inferring Users’ Online Activities Through Traffic Analysis. In *Proceedings of the Fourth ACM Conference on Wireless Network Security, WiSec ’11*, pages 59–70. ACM, 2011.
- [52] Philip R. Zimmermann. *The Official PGP User’s Guide*. MIT Press, Cambridge, MA, USA, 1995.

Appendix

Lemma 1: Padding with buckets b_i following 2^i (or, equivalently, padding using $f(L) = 2^{\lceil \log_2 L \rceil}$) yield an overhead of $O(\log_2 \log_2 L)$.

Proof 1: The information we are leaking is in which bucket the plaintext landed. To compute how much bit of information this represents, we compute the number of buckets n needed to accommodate contents of size up to L . Since the buckets' sizes are powers of two, dictated by $b_i = 2^i$, we obtain:

$$\begin{aligned} \sum_{i=0}^n 2^i &\geq L \\ 2^{n+1} &\geq L \\ n &\geq \log_2(L - 1) - 1 \\ n &\approx O(\log_2 L) \end{aligned}$$

Hence, there are n buckets in the range $[0; L]$. Since we leak the number n , we leak $\log_2(n)$ or $O(\log_2 \log_2 L)$ bits. The same reasoning can be used to show the overhead, also in $O(\log_2 \log_2 L)$.