

Causal effects based on distributional distances

Kwangho Kim ^{*†}
kwanghk@cmu.edu

Jisu Kim [‡]
jisu.kim@inria.fr

Edward H. Kennedy ^{*§}
edward@stat.cmu.edu

Abstract

In this paper we develop a framework for characterizing causal effects via distributional distances. In particular we define a causal effect in terms of the L_1 distance between different counterfactual outcome distributions, rather than the typical mean difference in outcome values. Comparing entire counterfactual outcome distributions can provide more nuanced and valuable measures for exploring causal effects beyond the average treatment effect. First, we propose a novel way to estimate counterfactual outcome densities, which is of independent interest. Then we develop an efficient estimator of our target causal effect. We go on to provide error bounds and asymptotic properties of the proposed estimator, along with bootstrap-based confidence intervals. Finally, we illustrate the methods via simulations and real data.

Keywords: causal inference, counterfactual density estimation, doubly-robust estimator, observational study

1 Introduction

Causal inference tools are becoming more widely used across diverse sets of fields, including medicine, sociology, etc. Typically practitioners characterize causal effects in terms of the mean difference in outcomes under treatment versus control, known as the average treatment effect (ATE)

$$\mathbb{E}[Y^1 - Y^0] \tag{1}$$

where Y^a denotes the *counterfactual* or *potential* outcome that would have been observed under $A = a$ (Rubin, 1974). Although this is a simple and intuitive summary, it can obscure important effects of the treatment on the outcome distribution, beyond the mean. As a simple example, suppose that $Y^0 = 0$ but $\mathbb{P}(Y^1 = 1) = \mathbb{P}(Y^1 = -1) = 1/2$, then the ATE is exactly zero. Although the treatment has no effect on average compared to control (for which outcomes are deterministically zero), it actually harms half the population and benefits the other half. Therefore, it would be useful to policymakers to know this kind of information before making implementation decisions.

^{*}Department of Statistics & Data Science, Carnegie Mellon University, Pittsburgh, PA, USA

[†]Machine Learning Department, Carnegie Mellon University, Pittsburgh, PA, USA

[‡]Inria Saclay – Île-de-France, Palaiseau, France.

[§]To whom correspondence should be addressed

Motivated by this, in this paper, we consider causal effects defined by a distributional distance between counterfactual outcome distributions. Letting Q^a denote the distribution of Y^a , with density q^a , we target the L_1 distributional distance between Q^1 and Q^0 (for two treatment levels $A = 0, 1$) given by

$$D(Q^1, Q^0) = \int |q^1(u) - q^0(u)| du, \quad (2)$$

i.e., the integrated absolute difference in densities, which also equals twice the largest possible difference in probabilities of the same event under Q^1 versus Q^0 . The L_1 distance has been studied extensively in the observational but not the causal setting (e.g., Lepski et al., 1999; Hallin et al., 2004; Jiao et al., 2018; Han et al., 2020). We focus on the L_1 distance for a number of reasons. First, the L_1 distance is a simple one-number summary of distributional differences, unlike the quantile and cdf effects which are potentially complex curves. Thus it can be a simple tool to use as a first step in assessing whether there are effects of interest beyond a mean shift. Importantly, it is invariant under monotone transformations of Y (which is not true for many other distances, including L_2 distance) (Devroye and Györfi, 1985). Further, even if one is interested in quantiles/cdfs, the L_1 distance can be used to test hypotheses that these quantities really differ. Finally, the L_1 distance is easily interpretable as the average absolute difference in densities, and has a unique connection to the probability scale: namely, half the L_1 distance is the largest possible difference in probabilities of the same event. For example if $D(Q^1, Q^0) = 1/2$ then there is a set of outcomes whose probabilities under treatment versus control could differ by up to 25%.

For example, consider the distributions Q^1 and Q^0 displayed in Figure 1. These have exactly the same mean (zero) and variance (two), but clearly differ in important ways. The distribution under control is simply uniform, whereas the distribution under treatment is multimodal, suggesting the presence of potentially important subgroups. Although the mean and variance are the same for the two distributions, the L_1 distance between them is approximately 0.628. This means that the chance of a subject in this population having some set of outcomes could differ by up to 31.4% if they were treated versus had they taken control. For example, if treated, a subject here would have a 77.5% chance of having an outcome outside the region $[-2.243, -0.638] \cup [-0.193, 0.159] \cup [1.764, 2.449]$ (denoted by the three black intervals in Figure 1); however, under control this chance would only be 46.1%. (We note that this extremal set where the probability can differ most is simply the set of y values where one density is larger, i.e., $q^1(y) \geq q^0(y)$ or its complement.)

Remark 1. *We stress that we view counterfactual L_1 distance estimation as a complementary tool to ATE estimation, providing additional potentially more nuanced information that may be useful; our goal is certainly not to do away with average treatment effects entirely.*

Relation to previous work

Here we give a brief review of some related literature, and refer to cited references for more details. A number of authors have considered distributional treatment effects defined in terms of the quantile or cumulative distribution function (cdf) (e.g., Machado and Mata, 2005; Melly, 2006; Firpo, 2007; Rothe, 2010; Chernozhukov et al., 2013; Landmesser et al., 2016; Díaz, 2017). To estimate the quantiles of a distribution, it essentially suffices to estimate its cdf. Just as in the non-counterfactual case, estimation of the cdf is a more straightforward

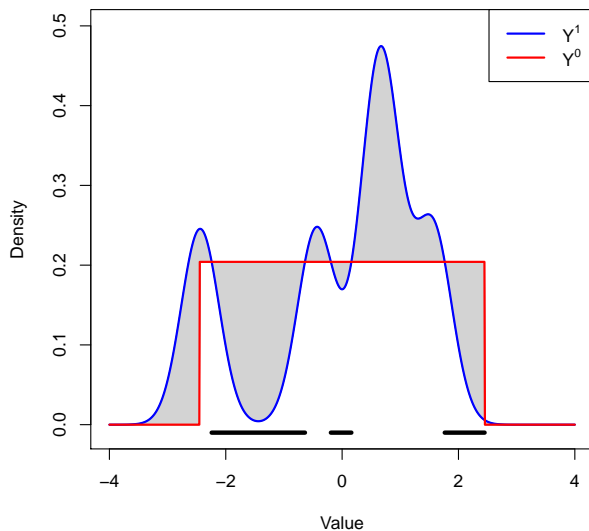


Figure 1: *Densities for two counterfactual distributions, which have exactly the same mean and variance, but differ in L_1 distance (shaded area) by 0.628. The chance of having an outcome in the three black intervals along the x-axis is only 22.5% under treatment, but 53.9% under control.*

problem than nonparametric density estimation; for example, the former but not the latter is estimable at root- n rates in a nonparametric model. Further, efficient estimators of the cdf can be obtained by simply using standard doubly robust estimators with thresholded outcomes of the form $\mathbb{1}(Y \leq y)$.

In contrast, density estimation with counterfactuals (or equivalently missing data) has received far less attention. There have been only a few proposals, including by DiNardo et al. (1996), Robins and Rotnitzky (2001), and Rubin and van der Laan (2006). These papers describe counterfactual density estimation as an interesting problem and propose some potential estimators, but do not analyze them in detail. They also do not consider distributional distance functionals based on the densities. More recently, Westling and Carone (2020) considered the related problem of density estimation in the presence of right censoring, but under a monotone density assumption. Notably, Robins and Rotnitzky (2001) proposed a doubly robust-style density estimator, and gave a conjecture about its properties, but no proof. One of our contributions is analyzing a version of this estimator.

Outside the counterfactual framework, there has been some important recent work on distributional distance estimation with purely observed data. Kandasamy et al. (2014) studied estimation of smooth distance functionals using the theory of influence functions and sample splitting. For L_1 distances, which are non-smooth functionals (as we will discuss shortly), Jiao et al. (2018) gave minimax lower bounds in the non-counterfactual and discrete case. Lepski et al. (1999) and Han et al. (2020), for example, have studied nonparametric estimation of general L_r -norms and gave minimax rates for any $r \geq 1$, in the non-counterfactual and continuous case. We refer to these papers for further references in this area.

Overview of contributions

We extend this previous work by proposing and studying non-smooth L_1 distributional distances between counterfactual observational studies. We develop new doubly-robust style methods for nonparametric counterfactual density estimation. Then we go on to develop an efficient estimator of our main target effect, the counterfactual L_1 distance, and give a thorough analysis of its theoretical properties. Furthermore, we provide a bootstrap approach to obtaining confidence intervals by characterizing the asymptotic convergence of our proposed estimator. Finally we illustrate the methods via simulation and real data.

2 Preliminaries

2.1 Setup and Identification

Throughout, we consider treatments $A \in \mathcal{A} := \{0, 1\}$ that are binary (or without loss of generality, discrete), real-valued outcome $Y \in \mathcal{Y} \subset \mathbb{R}^d$, and covariates X on some compact support $\mathcal{X} \subset \mathbb{R}^k$. Although $d = 1$ is the most common case in practice, we allow $d > 1$. Unless otherwise mentioned, we let \mathbb{P} be an observed data distribution on a compact subset. In particular, we let Y have a density p with respect to d -dimensional Lebesgue measure λ_d . For a treatment assignment $A = a$ we define a counterfactual distribution Q^a as the distribution of Y^a . For the distributional distance, we take D to be the L_1 distance between densities, as in

$$D(P_1, P_2) = \|p_1 - p_2\|_1 = \int |p_1(u) - p_2(u)| du$$

for two distributions P_1, P_2 and their corresponding densities p_1, p_2 with respect to λ_d . Further, the counterfactual density q^a is defined as a Radon-Nikodym derivatives of Q^a with respect to λ_d .

Suppose we observe i.i.d samples (Z_1, \dots, Z_n) where $Z = (X, A, Y) \sim \mathbb{P}$. In observational studies, the treatment happened naturally according to some unknown process, and was not under experimenter's control, whereas in an experiment A is externally randomized. In order to identify our target effects $D(Q^1, Q^0)$, we require the following identification assumptions.

- (C1) *Consistency*: $Y = Y^a$ if $A = a$
- (C2) *No unmeasured confounding*: $A \perp\!\!\!\perp Y^a \mid X$
- (C3) *Positivity*: $\mathbb{P}(A = a \mid X) > \varepsilon$ a.s. for some $\varepsilon > 0$

Assumptions (C1) - (C3) are standard identification assumptions commonly used in the literature. The consistency assumption (C1) ensures that potential outcomes are defined uniquely by a subject's own treatment level, not others' levels (i.e., no interference). No unmeasured confounding (C2) (or exchangeability) will hold if the collected covariates can explain treatment assignment, to the extent that after conditioning on them treatment is not further related to potential outcomes. In a standard randomized experiment, this reduces to $A \perp\!\!\!\perp Y^a$ and holds by design. On the other hand, in observational studies, in general we try to collect as many relevant confounders as possible, in an attempt to ensure that treatment is at least nearly conditionally randomized. Positivity (C3) requires everyone to

have some chance of being treated at all treatment levels. Under these assumptions we have $q^a(y) = \int_{\mathcal{X}} p(y|X = x, A = a) d\mathbb{P}(x)$, and thus our target parameter is identified by

$$\begin{aligned} D(Q^1, Q^0) &= \int |q^1(y) - q^0(y)| dy \\ &= \int \left| \int_{\mathcal{X}} \left\{ p(y|X = x, A = 1) - p(y|X = x, A = 0) \right\} d\mathbb{P}(x) \right| dy. \end{aligned} \tag{3}$$

Examples of the proposed setup include randomized studies as they are just a specialization of the observational study. When $X = \emptyset$ and $\mathbb{P}(A = 1) = 1/2$, it becomes a classic randomized controlled trial. When X has N discrete values, i.e., $X = \{1, \dots, N\}$, then we would have a multi-source randomized experiment setting where we have N distinct sources of randomization (or a conditionally randomized experiment with discrete X).

Kernel-smoothed counterfactual density. Finding an efficient estimator for the counterfactual density q^a is challenging and still an open problem. We motivate our estimator in Section 3 with a kernel-smoothed version of the counterfactual density, defined as

$$q_h^a(y) := \mathbb{E} \left\{ \frac{1}{h^d} K \left(\frac{\|Y^a - y\|_2}{h} \right) \right\}, \tag{4}$$

with a valid kernel K and its bandwidth h . To the best of our knowledge, this approach was first proposed by Robins and Rotnitzky (2001), though without any detailed theoretical exploration. As in classic density estimation, the smoothing bias vanishes as h goes to zero. With this kernel-smoothed counterfactual density q_h^a , our target parameter for each scenario is still identified under the exactly same set of assumptions. Specifically, under assumptions (C1), (C2), (C3) we have

$$q_h^a(y) = \mathbb{E} \left\{ \mathbb{E} \left[\frac{1}{h^d} K \left(\frac{\|Y - y\|_2}{h} \right) \middle| X, A = a \right] \right\},$$

and consequently we will obtain identifying expressions for $D(Q_{h_1}^1, Q_{h_0}^0)$ as previously obtained, by simply replacing the identifying expressions for q^a in (3) with the above one for q_h^a , where $Q_{h_a}^a$ is the distribution having the density $q_{h_a}^a$.

In our paper, we analyze error bounds of our target parameters based on both q^a and q_h^a . However, for inference (in Section 4), we focus on the fixed bandwidth analysis with q_h^a . We believe that an accurate confidence set with q_h^a is potentially more useful than a poor confidence set with q^a , since the extra undersmoothing could lead to more volatile estimates of our target parameter. In fact, many previous studies have argued that focusing on estimating the smoothed density q_h^a is better in several ways (e.g., Wasserman, 2006; Chen et al., 2017; Rinaldo and Wasserman, 2010; Chazal et al., 2013). First, by changing our target, we do not need strong smoothness assumptions on the density to analyze the bias $q_h^a - q^a$. In fact, the kernel-smoothed density can exist even if Y^a itself does not have a density in the usual sense (Rinaldo and Wasserman, 2010). Second, fixed bandwidths may more closely mirror practical data analysis, since we typically face a single dataset with a particular sample size, rather than a sequence of datasets of increasing size. Third, with a fixed bandwidth we avoid the need for any impractical undersmoothing to remove bias (Wasserman, 2006), and can achieve faster rates of convergence towards the smoothed parameter. We refer the reader to Wasserman (2006); Chen et al. (2017) for more detailed discussion on this issue; however we again remind the reader that our general error bounds in Section 3 do not require the bandwidth to remain fixed.

2.2 Bootstrap and Stochastic Convergence of Empirical Process

In order to build valid confidence intervals for further quantifying uncertainty of our estimates, we use bootstrap methods based on empirical process theory. Introduced in Efron (1979), Bootstrapping is a method for estimating the variance of an estimator and thus for finding confidence intervals. The asymptotic validity of the bootstrap procedure requires the stochastic convergence of an empirical process. The rest of this subsection is devoted to provide a brief review for techniques in stochastic convergence of empirical processes that are essential to construct valid confidence intervals in Section 4; readers who are not interested in the details may skip the rest of the section. We refer to van der Vaart (2000); Kosorok (2008) and references therein for further details.

Suppose an i.i.d sample $(Z_1, \dots, Z_n) \sim \mathbb{P}$ on \mathcal{Z} , and let $\mathbb{P}_n = \frac{1}{n} \sum_{i=1}^n \delta_{Z_i}$ be the empirical measure. Let (Z_1^*, \dots, Z_n^*) be the bootstrapped samples, i.e. a set of samples drawn with replacement from the original sample (Z_1, \dots, Z_n) , and let $\mathbb{P}_n^* = \frac{1}{n} \sum_{i=1}^n \delta_{Z_i^*}$ be the bootstrap empirical measure. Bootstrapping is used to learn about the unknown measure $\mathbb{P}_n - \mathbb{P}$ using the known and computable measure $\mathbb{P}_n^* - \mathbb{P}_n$.

One theoretical guarantee for bootstrapping is that $\sqrt{n}(\mathbb{P}_n - \mathbb{P})$ and $\sqrt{n}(\mathbb{P}_n^* - \mathbb{P}_n)$ converges to the same Brownian Bridge. Let $\mathcal{F} \subset \mathbb{R}^{\mathcal{Z}}$ be a class of measurable functions. We let $\ell_\infty(\mathcal{F})$ be the collection of all bounded functions $\phi : \mathcal{F} \rightarrow \mathbb{R}$ equipped with the sup norm (or uniform norm) $\|\cdot\|_\infty$. A random measure μ is understood in $\ell_\infty(\mathcal{F})$ as $\mu(f) = \int f d\mu$. For random measures $\{\mu_n\}_{n \in \mathbb{N}}$ and μ , we say $\mu_n \rightarrow \mu$ weakly in $\ell_\infty(\mathcal{F})$ if and only if $\mathbb{E}[\phi(\mu_n)] \rightarrow \mathbb{E}[\phi(\mu)]$ for every bounded continuous map $\phi : \ell_\infty(\mathcal{F}) \rightarrow \mathbb{R}$. Now we have the following theorem for convergence of the bootstrap.

Theorem 2.1. *(Gine and Zinn (1990, Theorem 2.4), Kosorok (2008, Theorem 2.6)) $\sqrt{n}(\mathbb{P}_n - \mathbb{P}) \rightarrow \mathbb{G}$ weakly in $\ell_\infty(\mathcal{F})$ if and only if $\sqrt{n}(\mathbb{P}_n^* - \mathbb{P}_n) \rightarrow \mathbb{G}$ a.s. weakly in $\ell_\infty(\mathcal{F})$ for a limit process \mathbb{G} . If either convergence happens, the limit process \mathbb{G} is a centered Gaussian process with $\text{Cov}[\mathbb{G}(f), \mathbb{G}(g)] = \int f g d\mathbb{P} - \int f d\mathbb{P} \int g d\mathbb{P}$ for $f, g \in \mathcal{F}$.*

Therefore, once $\sqrt{n}(\mathbb{P}_n - \mathbb{P}) \rightarrow \mathbb{G}$ weakly in $\ell_\infty(\mathcal{F})$ is shown, Theorem (2.1) implies that $\sqrt{n}(\mathbb{P}_n^* - \mathbb{P}_n) \rightarrow \mathbb{G}$ weakly in $\ell_\infty(\mathcal{F})$ a.s. as well, and the unknown measure $\sqrt{n}(\mathbb{P}_n - \mathbb{P})$ can be asymptotically approximated by the known and computable measure $\sqrt{n}(\mathbb{P}_n^* - \mathbb{P}_n)$. One way to show $\sqrt{n}(\mathbb{P}_n - \mathbb{P}) \rightarrow \mathbb{G}$ weakly in $\ell_\infty(\mathcal{F})$ (i.e. \mathcal{F} is \mathbb{P} -Donsker) is to use the bracketing entropy argument as detailed in, for example, Van Der Vaart and Wellner (1996, Chapter 2.5).

3 Proposed Estimator and Error Analysis

In observational studies, the identifying expression (3) contains conditional densities not only depending on $Y \in \mathbb{R}^d$ but also potentially higher-dimensional or continuous $X \in \mathbb{R}^k$. Such conditional densities cannot be estimated at root-n rates in nonparametric models (Efromovich et al., 2007), and therefore a plug-in estimator based on such estimates would typically yield slow and suboptimal convergence rates (Bickel et al., 1993; van der Laan and Robins, 2003). First, recall that under the causal assumptions (C1), (C2), (C3), from (4) we have

$$\mathbb{E} \left\{ \mathbb{E} \left[T_{h,y}(Y) \middle| X, A = a \right] \right\} = q_h^a(y),$$

where we define $T_{h,y}(Y) = \frac{1}{h^d} K\left(\frac{\|Y-y\|_2}{h}\right)$. As a first step, we aim to find an efficient estimator for q_h^a .

Hereafter, for a given function f , we use the notation $\|f\|_q = \left(\int |f(z)|^q d\mathbb{P}(z)\right)^{\frac{1}{q}}$ as the $L_q(\mathbb{P})$ -norm of f . When used with finite dimensional vectors, $\|\cdot\|_q$ is understood as a standard q -norm. In particular, we let $\|f\|$ denote the $L_2(\mathbb{P})$ -norm in order to avoid any confusion with Euclidean norm $\|\cdot\|_2$. Furthermore, we let \mathbb{P} denote the conditional expectation given the sample operator \hat{f} , as in $\mathbb{P}(\hat{f}) = \int \hat{f}(z) d\mathbb{P}(z)$. Notice that $\mathbb{P}(f)$ is random only if \hat{f} depends on samples, in which case $\mathbb{P}(\hat{f}) \neq \mathbb{E}(\hat{f})$. Otherwise \mathbb{P} and \mathbb{E} can be used interchangeably. For example, if our estimator $\hat{\psi}(Z; \hat{\eta})$ is constructed on a separate (training) sample $\mathbf{D}^n = (Z_1, \dots, Z_n)$, i.e., the nuisance parameter $\hat{\eta}$ is estimated on \mathbf{D}^n , then $\mathbb{P}\{\hat{\psi}(Z)\} = \mathbb{E}\{\hat{\psi}(Z) \mid \mathbf{D}^n\}$ where $Z \sim \mathbb{P}$. Before proceeding, in what follows we make two basic assumptions on the counterfactual distribution Q^a and on the kernel function K used for q_h^a .

- (A1) *Bounded density and support of the counterfactual distribution:* Probability distribution Q^a has a density $q^a = \frac{dQ^a}{d\lambda_d}$ with respect to the Lebesgue measure λ_d on \mathbb{R}^d where $q^a \leq q_{\max} < \infty$, and is supported on a compact set $\mathcal{Y} \subset \mathbb{R}^d$.
- (A2) *Finite L_2 norm and bounded support of the kernel function:* The kernel function $K : \mathbb{R}^d \rightarrow \mathbb{R}$ has finite L_2 norm, i.e., there exists $K_\infty < \infty$ such that $\|K\|_2 := \sqrt{\int K(u)^2 du} \leq K_\infty$, and has a bounded support, i.e. there exists $R_K < \infty$ with $\text{supp}(K) \subset \mathbb{B}_{R_K}(0)$ where $\mathbb{B}_{R_K}(0) = \{u \in \mathbb{R}^d : \|u\|_2 \leq R_K\}$.

Both (A1) and (A2) are mild boundedness assumptions commonly found in nonparametric statistics (e.g., Tsybakov, 2010; Györfi et al., 2002).

Our proposed doubly robust estimator for q_h^a is given by

$$\hat{\psi}_h^a(y) = \mathbb{P}_n \left\{ \frac{\mathbb{1}(A = a)}{\hat{\pi}_a(X)} \left(T_{h,y}(Y) - \hat{\mu}_A(X) \right) + \hat{\mu}_a(X) \right\}, \quad (5)$$

where $\pi_a(X) = \mathbb{P}(A = a|X)$, $\mu_A(X) = \mathbb{E}[T_{h,y}(Y)|A, X]$, $\mu_a(X) = \mathbb{E}[T_{h,y}(Y)|A = a, X]$ and $\hat{\pi}_a(X)$, $\hat{\mu}_A(X)$, $\hat{\mu}_a(X)$ denote initial estimates respectively. We drop the dependence of μ_A on h for notational simplicity. The estimator (5) resembles the doubly robust (or semiparametric) estimator for the ATE, except that we have replaced Y in the original estimator with the kernel-weighted outcome $T_{h,y}(Y)$. When h is fixed and not depending on sample size, then it is known that this doubly robust estimator can be efficient, in the sense that it achieves \sqrt{n} -consistency and asymptotic normality, even when π and μ are estimated flexibly with nonparametric methods, without necessarily committing a priori to particular estimators or function classes. For more details on doubly robust estimators and related topics, we refer the interested readers to Bickel et al. (1993); Tsiatis (2006); van der Laan and Robins (2003); Kennedy (2016). Shortly, we will also consider the case where h can change with sample size.

Remark 2. *A natural way to construct the estimator $\hat{\mu}_a$ is to regress the kernel-weighted outcome $T_{h,y}$ on (X, A) . Another option would be to first estimate the conditional density $g(y | x, a)$ of Y given $X = x, A = a$, and then use*

$$\hat{\mu}_a(x) = \int T_{h,y}(t) \hat{g}(t | x, a) dy.$$

Here we give results in terms of errors in $\widehat{\mu}_a$, and so are agnostic about which approach is used. Further we note that a uniform error bound on \widehat{g} would imply the same error bound on $\widehat{\mu}_a$ in the second approach, since under Assumption (A2),

$$\begin{aligned} \|\widehat{\mu}_A(X) - \mu_A(X)\| &= \left\| \int K(u) \{\widehat{g}(y + hu | X, A) - g(y + hu | X, A)\} du \right\| \\ &\leq K_\infty R_K^d \sup_t \|\widehat{g}(t | X, A) - g(t | X, A)\|, \end{aligned}$$

which essentially follows by change of variables.

Next we propose our estimator for the target parameter by

$$D(\widehat{Q}_{h_1}^1, \widehat{Q}_{h_0}^0) = \int |\widehat{\psi}_{h_1}^1(u) - \widehat{\psi}_{h_0}^0(u)| du \quad (6)$$

where we use $\widehat{Q}_{h_a}^a$ to denote the distribution induced by $\widehat{\psi}_{h_a}^a$ in (5). As will be verified shortly in this section, this construction based on $\widehat{\psi}_h^a$ endows our estimator the same kind of double robustness property which can be found in the ordinary doubly robust estimator for the ATE. Before formally stating the theorem, we enumerate additional assumptions we require on nuisance functions as below.

- (B1) *Uniformly bounded nuisance estimators*: $\|1/\widehat{\pi}_a\|_\infty$ and $\|\widehat{\mu}_a\|_\infty$ are finite.
- (B2) *Sample splitting*: The estimators $(\widehat{\pi}_a, \widehat{\mu}_a)$ are computed in a separate independent sample.

We note that the assumptions (B1), (B2) are quite weak. Assumption (B1) involves a minimal regularity condition on $\widehat{\mu}_a, \widehat{\pi}_a$. Assumption (B2) enables us to accommodate the added complexity from estimating both nuisance functions and ψ_h^a without relying on complicated empirical process conditions (e.g., Donsker condition).

Remark 3. *We can always create separate independent samples by splitting data in half (or in folds) at random; further, full sample size efficiency can be attained by swapping the samples as in cross-fitting (Bickel and Ritov, 1988; Robins et al., 2008; Zheng and Van Der Laan, 2010; Chernozhukov et al., 2017; Kennedy, 2019). For simplicity, we analyze a single split procedure, since extending to averages across independent splits is straightforward.*

To evaluate performance of the proposed estimator, we aim to upper bound the L_1 risk (mean absolute deviation), conditional on the training sample, defined by

$$\mathbb{P} \left[\left| D(\widehat{Q}_{h_1}^1, \widehat{Q}_{h_0}^0) - D(Q^1, Q^0) \right| \right]. \quad (7)$$

To this end, in what follows we first aim to bound the pointwise L_1 risk of our counterfactual density estimator defined by $\mathbb{P} \left[\left| \widehat{\psi}_h^a(y) - q_h^a(y) \right| \right]$. For simplicity, we let $h_1 = h_0 = h$.

Lemma 3.1 (L_1 risk of $\widehat{\psi}_h^a$). *Under the assumptions (A2), (B1), (B2) together with the causal assumptions (C1), (C2), (C3), for all $y \in \mathbb{R}^d$, we have*

$$\mathbb{P} \left[\left| \widehat{\psi}_h^a(y) - q_h^a(y) \right| \right] \lesssim \|\widehat{\mu}_a - \mu_a\| \|\widehat{\pi}_a - \pi_a\| + \frac{1}{\sqrt{nh^d}} + \frac{1}{\sqrt{n}},$$

where all constant factors are specified in the proof and only depend on q_{max} , K_∞ , R_K , ε , $\left\| \frac{1}{\widehat{\pi}_a(X)} \right\|_\infty$, C_0 .

The proof of Lemma 3.1 can be found in Section E.1 of the appendix. Importantly this result verifies and expands on the conjectured rate from Robins and Rotnitzky (2001). In particular, when combined with a usual bound on the smoothing bias (discussed in more detail shortly), this shows that the doubly robust kernel estimator can achieve the same rate as an oracle with access to the actual counterfactuals, under some weak high-level conditions on the nuisance error. This is similar in spirit to recent results in heterogeneous effect estimation (Nie and Wager, 2017; Foster and Syrgkanis, 2019; Kennedy, 2020), but to the best of our knowledge have not been provided for density estimation before now.

Now we give our main result of this section in the following theorem, which shows that the same rate for estimating the density itself is inherited by the plug-in L_1 effect estimator.

Theorem 3.1 (*L_1 risk with respect to $D(Q_h^1, Q_h^0)$*). *Under assumptions (A1), (A2), (B1), (B2), together with the causal assumptions (C1), (C2), (C3), we have*

$$\mathbb{P} \left[\left| D(\widehat{Q}_h^1, \widehat{Q}_h^0) - D(Q_h^1, Q_h^0) \right| \right] \lesssim \|\widehat{\mu}_a - \mu_a\| \|\widehat{\pi}_a - \pi_a\| + \frac{1}{\sqrt{nh^d}} + \frac{1}{\sqrt{n}} \quad (8)$$

where all constant factors are specified in the proof and only depend on q_{max} , K_∞ , R_K , ε , $\left\| \frac{1}{\widehat{\pi}_a(X)} \right\|_\infty$, C_0 , $\lambda_d(\mathcal{Y})$.

The proof of Theorem 3.1 is given in Section E of the appendix, and mostly follows from the triangle inequality. The L_1 risk given in the result of Theorem 3.1 is a sum of three components. The first component is the product of the rates of convergence of the nuisance estimators $\widehat{\pi}_a$ and $\widehat{\mu}_a$ and comes from the second-order bias of our doubly robust style estimator (4). As will be discussed in more detail shortly, this significantly reduces the burden on convergence rates required for each of the nuisance estimators, and makes our L_1 (and density) estimators less sensitive to the curse of dimensionality. The second component stems from the rates of the standard deviation of standard kernel density estimators (e.g., Tsybakov, 2010, Proposition 1.2). The third comes from lower order empirical process terms.

Theorem 3.1 enables us to assess optimality of the proposed estimator both in fixed and varying bandwidth cases. First, we consider the varying bandwidth case where our bandwidth varies with n . We assume that the true counterfactual density function q^a belongs to a class of smooth functions. Here, as in many studies in the literature, we consider the Hölder class¹ defined as

$$\Sigma(\beta, L) := \left\{ f \in L^1 : \frac{|f^{(m)}(t) - f^{(m)}(s)|}{|t - s|^{\beta-m}} \leq L, \forall t, s \in \mathbb{R} \right\},$$

where $f^{(m)}$ denotes the m -th derivative of f (or corresponding partial derivative in the multi-dimensional case). When the true density belongs to $\Sigma(\beta, L)$ and K is a kernel of order $[\beta]$ (see Tsybakov, 2010, Definition 1.3), the smoothing bias between q^a and q_h^a is given by $O(h^\beta)$ (Tsybakov, 2010, Proposition 1.2), which in turn gives rise to the following result.

¹We acknowledge there exists a slightly more general functional class such as Nikolskii-Besov spaces (Han et al., 2020)

Corollary 3.1 (Varying bandwidth). *Suppose that $q^a \in \Sigma(\beta, L)$ and K is a kernel of order $\lfloor \beta \rfloor$. Then under the same conditions of Theorem 3.1, for $h = h_n \asymp n^{-\frac{1}{2\beta+d}}$ we have*

$$\mathbb{P} \left[\left| D(\widehat{Q}_h^1, \widehat{Q}_h^0) - D(Q^1, Q^0) \right| \right] \lesssim \|\widehat{\mu}_a - \mu_a\| \|\widehat{\pi}_a - \pi_a\| + n^{-\frac{\beta}{2\beta+d}}.$$

The proof can be found in Section F of the appendix. The above corollary implies that the proposed estimator achieves the minimax lower bound for the non-counterfactual L_1 distance given by Lepski et al. (1999); Han et al. (2020) up to a logarithmic factor (and similarly for the density estimator itself). An estimator that achieves the minimax lower bound for the non-counterfactual case will be minimax optimal for the counterfactual case as well, since the counterfactual case only adds complexity in the form of extra nuisance functions that need to be estimated. In this sense we argue that our proposed estimator is near minimax optimal, but we omit a formal proof for brevity.

Next, in what follows we present the result for the fixed bandwidth case which is relatively more straightforward.

Corollary 3.2 (Fixed bandwidth). *Under the same conditions of Theorem 3.1, for a fixed h we have*

$$\mathbb{P} \left[\left| D(\widehat{Q}_h^1, \widehat{Q}_h^0) - D(Q_h^1, Q_h^0) \right| \right] \lesssim \|\widehat{\mu}_a - \mu_a\| \|\widehat{\pi}_a - \pi_a\| + \frac{1}{\sqrt{n}}.$$

In the fixed bandwidth analysis, we achieve \sqrt{n} rates by altering our target parameter to its smoothed version. This faster rate can be one of the crucial advantages of using fixed bandwidth, alongside those listed in the end of Section 2.1. It has been shown that for the kernel density estimator with fixed bandwidth, the optimal rate of convergence is \sqrt{n} (Kim et al., 2019, Proposition 16) which is attainable via the proposed counterfactual density estimator (5) (see Lemma E.1 in the appendix). On the other hand, a minimax bound for estimating generic kernel-smoothed parameters with fixed bandwidth such as $D(Q_h^1, Q_h^0)$ has not explicitly studied in the literature. We conjecture that our estimator is rate minimax as well (since the root- n rates achieved for Q_h^1 in the fixed bandwidth setting roughly correspond to an infinitely smooth function), but we leave this for future work.

Note that in both of the corollaries, the L_1 risk vanishes at fast rates even when all the nuisance parameters μ, π are estimated flexibly at slower rates. For example in Corollary 3.2, as long as $\|\widehat{\mu}_a - \mu_a\| \|\widehat{\pi}_a - \pi_a\| = o_{\mathbb{P}}(n^{-\frac{1}{2}})$ we attain \sqrt{n} convergence rates, which is not the case for the naive plug-in estimator where the \sqrt{n} rates are typically not attainable in nonparametric models.

Remark 4. (*Bandwidth selection in fixed bandwidth analysis*) *In the fixed bandwidth analysis, h must be specified in advance through a separate procedure. Here we list a few potential options, ranging from ad-hoc to data-driven, to tune h in our setting. First, suppose that we have some kind of a priori knowledge about underlying outcomes, such as that units whose outcome values are not too far apart are roughly similar in some ways. Then we could potentially find a good cutoff value to determine which units should be treated as a neighborhood, and use this to find a proper h . A second natural option could be Silverman’s rule of thumb as in Chen et al. (2017), in hopes of the underlying density close to being normal, where we simply use a sample standard deviation of observed outcome. Third, we could proceed based on a more data-driven approach. We split our data into two and estimate the density with a sequence of different h ’s on one and estimate a corresponding pseudo-risk*

on the other. Then we can pick h that minimizes the estimated pseudo-risk. This cross-validation-like approach for parameter/model selection in causal inference has also appeared in previous work of Van Der Laan and Dudoit (2003); Kennedy et al. (2017, 2019), for example.

Although randomized studies can be viewed as a special case of an observational study, some readers may be interested in the details of the randomized experiment setting. For completeness we also provide our estimator and analytical result tailored to this setup in Section B of the appendix.

4 Asymptotic Convergence and Confidence Interval

4.1 Asymptotic Convergence

In this section we characterize the asymptotic behavior of the proposed estimator, and go on to show how to construct a confidence interval for each of the proposed estimators for our target causal effect via bootstrapping. To this end, we require a slightly stronger version of the previous assumption (A2) as follows.

- (A2') *Finite L_∞ norm, Lipschitz, and bounded support of the kernel function:* The kernel function $K : \mathbb{R}^d \rightarrow \mathbb{R}$ has finite L_∞ norm, i.e. there exists $K_\infty < \infty$ such that $\sup_u |K(u)| \leq K_\infty$, and has a bounded support, i.e. there exists $R_K < \infty$ with $\text{supp}(K) \subset \mathbb{B}_{R_K}(0)$, where $\mathbb{B}_{R_K}(0) = \{u \in \mathbb{R}^d : \|u\|_2 \leq R_K\}$. Furthermore, K is Lipschitz, i.e. there exists $L_K < \infty$ with $|K(u_1) - K(u_2)| \leq L_K \|u_1 - u_2\|$.

Note that the bounded norm and bounded support in (A2') are still considered mild. Also, the smoothness condition on the kernel function is commonly found in the nonparametric literature (e.g., Tsybakov, 2010).

For inference, we focus on the fixed bandwidth analysis as discussed in the end of Section 2.1. In order to characterize the asymptotic property of our estimator, it suffices to study $D(\hat{Q}_{h_a}^a, Q_{h_a}^a)$, as stated in the next theorem. Hereafter, we use \rightsquigarrow to denote convergence in distribution².

Theorem 4.1. *Assume $\|\hat{\mu}_a - \mu_a\| \|\hat{\pi}_a - \pi_a\| = o_{\mathbb{P}}(n^{-\frac{1}{2}})$. Then under the assumptions (A1), (A2'), (B1), (B2), it follows*

$$\sqrt{n}D(\hat{Q}_{h_a}^a, Q_{h_a}^a) \rightsquigarrow \int |\mathbb{G}(y)| dy,$$

where \mathbb{G} is a centered Gaussian process with $\text{Cov}[\mathbb{G}(y_1), \mathbb{G}(y_2)] = \mathbb{E}[f_{y_1}^a f_{y_2}^a] - \mathbb{E}[f_{y_1}^a] \mathbb{E}[f_{y_2}^a]$, $f_y^a := \frac{\mathbf{1}(A=a)}{\pi_a(X)} (T_{h,y}(Y) - \mu_A(X)) + \mu_a(X)$.

The proof of Theorem 4.1 is given in Section G of the appendix. The above theorem can be further tailored specifically for a randomized study under much weaker assumptions; we give this result as Theorem B.2 in Section B.1 of the appendix. Theorem 4.1 lays the foundation to construct confidence interval as detailed in the next section.

²In our context, weak convergence is equivalent to "convergence in distribution" or "convergence in law". We sometimes interchangeably use those terms in our paper in order to conserve the original statement in the theorems that we cite from other literature.

4.2 Confidence Interval via Bootstrapping

In this section we present a bootstrap approach to constructing confidence interval for each of the proposed estimators. For $\alpha \in (0, 1)$, an $1 - \alpha$ confidence interval \hat{C}_α for our target parameter θ is an interval satisfying

$$\liminf_{n \rightarrow \infty} \mathbb{P}(\theta \in \hat{C}_\alpha) \geq 1 - \alpha.$$

In our case, θ is given by (6). We construct the confidence interval \hat{C}_α centered at the causal estimator $\hat{\theta}$ and of width $2c_n$, i.e., $\hat{C}_\alpha = [\hat{\theta} - c_n, \hat{\theta} + c_n]$, where $\hat{\theta} = D(\widehat{Q}_{h_1}^1, \widehat{Q}_{h_0}^0)$. Then \hat{C}_α is a valid $1 - \alpha$ asymptotic confidence set if and only if

$$\liminf_{n \rightarrow \infty} \mathbb{P}(|\hat{\theta} - \theta| \leq c_n) \geq 1 - \alpha. \quad (9)$$

We use bootstrapping to compute the confidence interval. An algorithm detailing how to compute \hat{C}_α for observational study is given in Algorithm 1 as below. The proposed bootstrapping algorithm provides a simple way to derive estimates of the radius of the interval c_n and is easy to implement in practice.

Algorithm 1. *Bootstrapping algorithm for observational study.*

1. We generate B bootstrap samples $\{\tilde{Z}_1^1, \dots, \tilde{Z}_n^1\}, \dots, \{\tilde{Z}_1^B, \dots, \tilde{Z}_n^B\}$, by sampling with replacement from the original sample.
2. On each bootstrap sample, compute $T_i^a = \sqrt{n}D(\widehat{Q}_{h_a}^a, \widehat{Q}_{h_a}^a)$, where $\widehat{Q}_{h_a}^a$ is the estimated distribution of kernel density estimator $\widehat{Q}_{h_a}^a$ computed on i th bootstrap samples $\{\tilde{Z}_1^i, \dots, \tilde{Z}_n^i\}$.
3. Compute $\frac{\alpha}{2}$ -quantile $\hat{z}_{\alpha/2}^a = \inf \left\{ z : \frac{1}{B} \sum_{i=1}^B I(T_i^a > z) \leq \frac{\alpha}{2} \right\}$.
4. Define $\hat{C}_\alpha = \left[D(\widehat{Q}_{h_a}^1, \widehat{Q}_{h_a}^0) - \frac{\hat{z}_{\alpha/2}^0}{\sqrt{n}} - \frac{\hat{z}_{\alpha/2}^1}{\sqrt{n}}, D(\widehat{Q}_{h_a}^1, \widehat{Q}_{h_a}^0) + \frac{\hat{z}_{\alpha/2}^0}{\sqrt{n}} + \frac{\hat{z}_{\alpha/2}^1}{\sqrt{n}} \right]$.

As briefly described in Section 2.2, the validity of the bootstrap confidence interval is based on the stochastic convergence of the empirical process. Suppose we have an original i.i.d sample set $(Z_1, \dots, Z_n) \sim \mathbb{P}$ and a bootstrapped set (Z_1^*, \dots, Z_n^*) , and their empirical measures $\mathbb{P}_n, \mathbb{P}_n^*$ respectively. The main theory that underpins our bootstrapping algorithm is that the empirical process and its bootstrapped version converge to the same limiting distribution (Theorem 2.1). For example, one sufficient condition we find in Algorithm 1 to hold is $\liminf_{n \rightarrow \infty} \mathbb{P} \left(\sqrt{n}D(\widehat{Q}_{h_a}^a, Q_{h_a}^a) \leq \hat{z}_{\alpha/2}^a \right) \geq 1 - \frac{\alpha}{2}$. Thus, it suffices to prove that $\sqrt{n}D(\widehat{Q}_h^a, Q_h^a)$ and $\sqrt{n}D(\widehat{Q}_h^{a*}, \widehat{Q}_h^a)$ converge to the same limiting distribution for a fixed h . Convergence of $\sqrt{n}D(\widehat{Q}_h^a, Q_h^a)$ can be obtained from Theorem 4.1, and applying Theorem 2.1 implies that indeed $\sqrt{n}D(\widehat{Q}_h^{a*}, \widehat{Q}_h^a)$ converges to the same limiting distribution. The result can be summarized in the following theorem.

Theorem 4.2. *Under the same conditions of Theorem 4.1, the intervals \hat{C}_α constructed via Algorithm 1 are valid asymptotic confidence sets, i.e.*

$$\liminf_{n \rightarrow \infty} \mathbb{P} \left(\theta \in \hat{C}_\alpha \right) \geq 1 - \alpha$$

for given level of α .

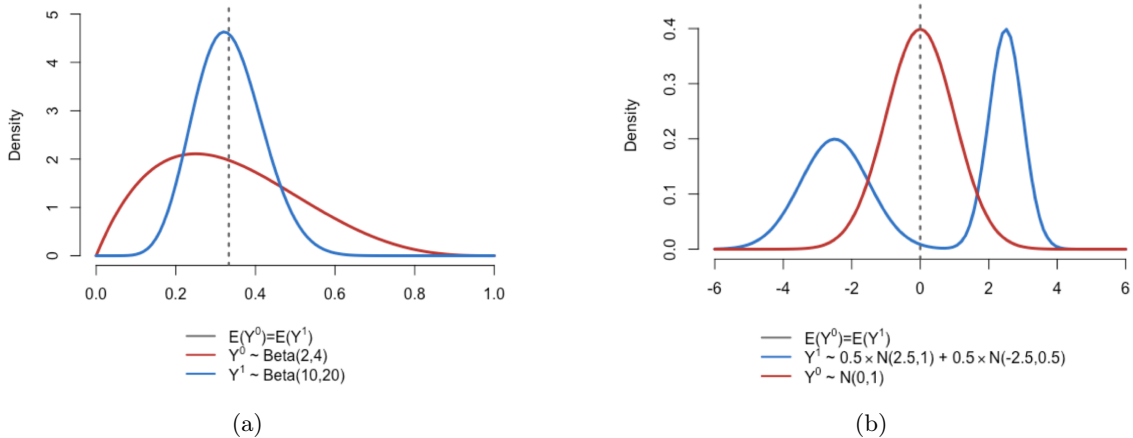


Figure 2: Two pairs of counterfactual distributions that have the same mean. In each pair, the distributional property of the treated is largely different from the control, for example in terms of the variance, skewness, and the number of modes.

We give a proof of the above Theorem in Section I of the appendix. Lastly, we refer the interested reader to Algorithm 2 and 3 in Section B of the appendix for the bootstrapping algorithm tailored to the randomized experiment setting, where the bootstrapping validity can be proved under much weaker assumptions.

5 Numerical Illustration

In this section, we present simulation studies using both synthetic and real-world data to illustrate our method. We generate two synthetic datasets for single- and multi-source randomized experiments, and also use some real observational data. For each setup, we illustrate how the proposed estimator can uncover clues about distributional shift induced by a given treatment, which otherwise would not have been revealed by traditional methods.

5.1 Simulation: Single-source randomized experiment

We start off with the simplest randomized experiment setup. Specifically, we generate two pairs of counterfactual distributions having the exact same mean as illustrated in Figure 2. The first pair (Figure 2-(a)) consists of two beta distributions and the second (Figure 2-(b)) consists of a univariate Gaussian and a mixture of two Gaussian distributions. To generate data (A, Y) from each pair of distributions, we randomly sample 500 points from each of q^0, q^1 respectively. In both cases, we set $\mathbb{P}(A = 1) = 1/2$.

Then we estimate the proposed causal effects using the estimator we develop in this paper. For baseline methods, we use the difference-in-means ($\hat{\psi}_{\text{diff}}$) and Horvitz-Thompson estimators ($\hat{\psi}_{\text{HT}}$), two of the most widely used methods in randomized experiments, whose target parameter is the ATE defined in (1). Given dataset (A, Y) and known $\pi = \mathbb{P}(A = 1)$, the two baseline estimators are defined as below.

$$\hat{\psi}_{\text{diff}} = \mathbb{P}_n[Y|A = 1] - \mathbb{P}_n[Y|A = 0] = \frac{\mathbb{P}_n[AY]}{\mathbb{P}_n[A]} - \frac{\mathbb{P}_n[(1 - A)Y]}{\mathbb{P}_n[1 - A]}$$

Estimator	<i>Two beta distributions</i>		<i>Uni- vs. Bi-modal</i>	
	Point Estimation	95% CI	Point Estimation	95% CI
Difference-in-means	0.002	(−0.015, 0.020)	0.013	(−0.189, 0.215)
Horvitz-Thompson	0.014	(−0.030, 0.059)	0.012	(−0.188, 0.212)
Difference-in-distribution	0.735	(0.718, 0.752)	1.311	(1.251, 1.371)

Table 1: Estimated causal effects across different estimators for the two experimental setups described in Figure 2.

$$\hat{\psi}_{\text{HT}} = \mathbb{P}_n\left[\frac{AY}{\pi} - \left(\frac{1-A}{1-\pi}\right)Y\right]$$

Even though the mean of the two counterfactual distributions in each pair in Figure 2 remains the same, the given treatment seems to bring a substantial distributional shift. This looks more obvious in the second example of the unimodal versus bimodal distribution where we observe a considerable degree of heterogeneity. Nonetheless, by construction, the ATE is exactly zero for both cases.

We present the value of the two baseline estimators and our proposed estimator (see (11) in Section B.1 of the appendix for our estimator tailored for a randomized study) together with the 95% confidence interval in Table 1, using the two synthetic datasets. For bootstrapping we use $B = 100$. When computing the proposed estimator the numerical integration is done via the Monte Carlo method with uniform sampling, and we use bandwidth $h_0 = h_1 = 0.005$ for kernel density estimation. As expected, all the baseline estimators report that treatment effects are insignificant, whereas the proposed estimator gives significant evidence of substantial shift in the counterfactual distribution. From the result of Table 1, we can infer that there is a set of outcomes whose probabilities under treatment versus control could differ up to roughly 37% and 66% for the first and second experiment setups, respectively.

5.2 Simulation: Multi-source randomized experiment

For the multi-source experiment, we define the super-distribution \mathcal{P} as below

$$\begin{aligned} \mathbb{P}_j &\sim (1-A)\mathcal{N}(0, u_1^2) + A\{w\mathcal{N}((1-w)u_2, u_3^2) + (1-w)\mathcal{N}(-wu_2, u_4^2)\}, \quad \forall j \\ u_1 &\sim \mathcal{U}(0.5, 1.5) & u_2 &\sim \mathcal{U}(1, 5) & u_3 &\sim \mathcal{U}(0.5, 1.5) \\ u_4 &\sim \mathcal{U}(0.5, 1.5) & w &\sim \mathcal{U}(0.25, 0.75) & A &\sim \text{Bernoulli}(0.5) \end{aligned}$$

where we set $N = 50, n = 500$. Under this setting, for each distribution source $\mathbb{P}_i \sim \mathcal{P}$ we have

$$\mathbb{P}_j(Y^A) \Rightarrow \begin{cases} \text{unimodal,} & \text{if } A = 0 \\ \text{bimodal,} & \text{if } A = 1. \end{cases}$$

This setting is equivalent to having $X = \{1, \dots, N\}$ where $(A, Y) | X = j \sim \mathbb{P}_j$ with \mathbb{P}_j specified above. Note that for each j a pair $\mathbb{P}_j(Y^1), \mathbb{P}_j(Y^0)$ looks like the example in Figure 2-(b) and has the exact same mean by design. Having all the other conditions be the same as in the previous single-source experiment setup, we estimate two baselines $\hat{\psi}_{\text{diff}}, \hat{\psi}_{\text{HT}}$, and our proposed estimator, and present the results with 95% confidence intervals in Table 2. As shown in Table 2, only the proposed estimator suggests a significant shift in counterfactual

Estimator	Point Estimation	95% CI
Difference-in-means	0.039	(−0.361, 0.435)
Horvitz-Thompson	0.037	(−0.368, 0.432)
Difference-in-distributions	0.904	(1.069, 0.740)

Table 2: Estimated causal effects across different estimators for the multi-source experiment

distribution caused by the given treatment, where the chance of a subject having some set of outcomes could differ up to 45% if they were treated versus had they taken control.

5.3 Data Analysis: Effect of Free Lunch on Achievement Gap

In this subsection, we illustrate the use of the proposed causal effects with an analysis of the effect of free lunch on achievement gap. Many public schools in the US provide free lunch for qualifying students, one aim of which is to equalize academic performance for disadvantaged groups, based on the clear relationship between students’ learning and overall nutritional status (Zaini et al., 2005). Here we attempt to investigate the effect of offering more free lunches upon the improvement on the achievement gap between students of different ethnicities.

We use data from the Stanford Education Data Archive (SEDA)³ in which we collect the test score gaps between ethnicities, percent free lunch in average and other socioeconomic, and demographic characteristics of geographical school districts during 2009-2012 on a district level. We consider a school district treated if it is providing above-average school level free lunch to ethnic minorities. Our outcome is Math and ELA test score gaps between White students versus those who are Black and Hispanic. Detailed information about the dataset can be found in Table 4 and 5 in section A of the appendix.

We first estimate the average effect of the free lunch program on test gaps each year by employing three baseline methods that are widely used for estimating the ATE in observational studies. Given the data structure (X, A, Y) we provide a description of each baseline estimator as below.

- *The plug-in regression estimator $\hat{\psi}_{\text{pi}}$*

$$\hat{\psi}_{\text{pi}} = \mathbb{P}_n[\hat{\xi}_1(X) - \hat{\xi}_0(X)]$$

where $\xi_a(X) \equiv \mathbb{E}[Y \mid A = a, X]$ is the outcome regression.

- *The inverse probability weighting estimator $\hat{\psi}_{\text{IPW}}$*

$$\hat{\psi}_{\text{IPW}} = \mathbb{P}_n \left[\frac{AY}{\hat{\pi}(X)} - \left(\frac{1-A}{1-\hat{\pi}(X)} \right) Y \right]$$

where $\pi(X) \equiv \mathbb{P}(A = 1 \mid X)$ is the propensity score.

- *The doubly-robust (semi-parametric) estimator $\hat{\psi}_{\text{DR}}$*

$$\hat{\psi}_{\text{DR}} = \hat{\psi}_{\text{pi}} + \mathbb{P}_n \left\{ \left(\frac{A}{\hat{\pi}(X)} - \frac{1-A}{1-\hat{\pi}(X)} \right) [Y - \hat{\xi}_A(X)] \right\}.$$

³<https://cepa.stanford.edu/seda/data-archive>

Estimator	<i>White-Black</i>		<i>White-Hispanic</i>	
	ELA	Math	ELA	Math
Plug-in regression	-0.085 (-0.195,0.031)	-0.098 (-0.186,-0.009)	-0.089 (-0.188,0.011)	-0.094 (-0.184,-0.004)
IPW	-0.090 (-0.359,0.179)	-0.098 (-0.356,0.132)	-0.122 (-0.359,0.115)	-0.112 (-0.329,0.128)
Doubly Robust	-0.096 (-0.232,0.021)	-0.091 (-0.205,0.023)	-0.099 (-0.215,0.016)	-0.103 (-0.256,0.053)
Difference-in-distributions	0.386 (0.224,0.532)	0.338 (0.216,0.460)	0.502 (0.305,0.699)	0.429 (0.280,0.579)

Table 3: Estimated causal effect of free lunch on test gaps in 2012 (with 95% CI)

More details about these estimators can be found, for example, in MA and JM (2006). We employ flexible estimates of π, ξ using Random Forests via `ranger` package in R, acknowledging that this would generally induce slow convergence rates for $\hat{\psi}_{\text{pi}}$ and $\hat{\psi}_{\text{IPW}}$.

Each year, we estimate $\hat{\psi}_{\text{pi}}, \hat{\psi}_{\text{IPW}}, \hat{\psi}_{\text{DR}}$, and our proposed estimator (6) in Section 3, and present the results with 95% confidence intervals. For the sake of brevity, we only present the results for year 2012 in Table 3⁴. Although all the point estimates themselves show negative effects, for all but two of the twelve baseline methods the 95% confidence interval contains zero, suggesting the data do not give strong evidence for an effect of free lunch on the mean test gap. However, our proposed estimator suggests quite substantial shifts in the counterfactual distributions induced by the free lunch program for both White vs Black and White vs Hispanic test gaps. For example since the L_1 distance for the White-Black ELA test gap is estimated to be 0.386, this means the chance of a district having some set of test gap values could differ by up to 19.3% if they had free lunch versus not.

In order to further probe the distributional shift induced by the free lunch program, and to assess how precisely the distributions are changing, we also estimate counterfactual densities of the White-Black and White-Hispanic test gaps using (4), and present the results in Figure 3 and 4 respectively, where we obtain 95% CIs via bootstrapping (Wasserman, 2006). We observe that the density of Y^0 appears to be bimodal in general, but interestingly, the right peak tends to be eliminated in the density of Y^1 (most notably in Figure 3). This suggests that the free lunch program could be having a big impact on gaps for some important subgroup of districts, which would have large gaps without the program. Thus, next steps would include exploring how these findings can point to ways to improve or adapt treatment more effectively, for example trying to find which districts are in the "beneficial subgroup" through more extensive research.

6 Discussion

As illustrated in the introduction, comparing average effects often may not be enough to reveal valuable information about how treatment works. In this study, we pursued a more nuanced way to explore causal effects beyond the ATE by considering estimating causal

⁴Since the results for other years are more or less similar, we move them to Table 6, 7, 8 in Section A of the appendix.

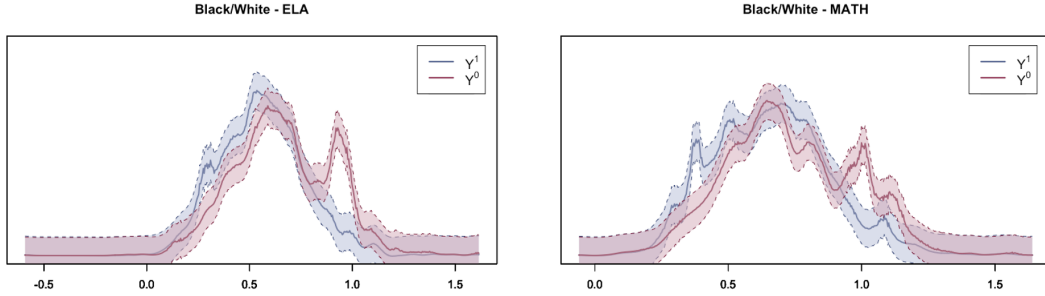


Figure 3: Estimated counterfactual densities for White-Black test gap (with 95% CI)

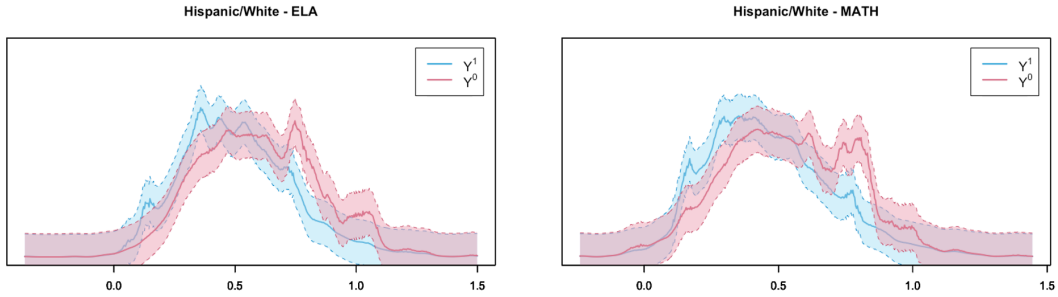


Figure 4: Estimated counterfactual densities for White-Hispanic test gap (with 95% CI)

effects based on the discrepancy between unobserved counterfactual distributions. We defined a causal effect in terms of the non-smooth L_1 distance between counterfactual outcome distributions. We proposed a doubly robust style estimator of the counterfactual densities and the L_1 distance, analyzed error bounds, studied asymptotic properties, and developed a bootstrap approach to constructing confidence intervals. We further showed that our proposed estimator achieves near-minimax optimality.

Our proposed method can always be used jointly with ATE estimators, as a first step in assessing whether there is evidence of treatment effects beyond a mean shift; for instance, when the ATE is nearly zero but our estimator is large, we should be cautious before making a decision merely based on the former. Similarly, even when we are interested in other types of functionals, such as quantiles and cdfs between different counterfactual distributions, our results can be useful for testing hypotheses with respect to those quantities. Future work will include more study of estimation of the density itself, as well as other distance functionals, and extensions to other causal inference setups, when the treatment is continuous, or time-varying, or afflicted by unmeasured confounding.

References

- Peter J Bickel and Yaacov Ritov. Estimating integrated squared density derivatives: sharp best order of convergence estimates. *Sankhyā: The Indian Journal of Statistics, Series A*, pages 381–393, 1988.
- Peter J Bickel, Chris AJ Klaassen, Ya’acov Ritov, and Jon A Wellner. *Efficient and Adaptive Estimation for Semiparametric Models*. Baltimore: Johns Hopkins University Press, 1993.
- F. Chazal, B. T. Fasy, F. Lecci, A. Rinaldo, A. Singh, and L. Wasserman. On the Bootstrap for Persistence Diagrams and Landscapes. *Model. Anal. Inform. Sist.*, 20:111–120, 2013.
- Yen-Chi Chen, Christopher R. Genovese, and Larry Wasserman. Density level sets: Asymptotics, inference, and visualization. *Journal of the American Statistical Association*, 112(520):1684–1696, 2017. doi: 10.1080/01621459.2016.1228536. URL <https://doi.org/10.1080/01621459.2016.1228536>.
- Victor Chernozhukov, Iván Fernández-Val, and Blaise Melly. Inference on counterfactual distributions. *Econometrica*, 81(6):2205–2268, 2013.
- Victor Chernozhukov, Denis Chetverikov, Mert Demirer, Esther Duflo, Christian Hansen, and Whitney Newey. Double/debiased/neyman machine learning of treatment effects. *American Economic Review*, 107(5):261–65, May 2017.
- Luc Devroye and László Györfi. *Nonparametric Density Estimation: The L1 View*. New York: John Wiley & Sons, 1985.
- Iván Díaz. Efficient estimation of quantiles in missing data models. *Journal of Statistical Planning and Inference*, 190:39–51, 2017.
- John DiNardo, Nicole M Fortin, and Thomas Lemieux. Labor market institutions and the distribution of wages, 1973-1992: A semiparametric approach. *Econometrica: Journal of the Econometric Society*, pages 1001–1044, 1996.
- Sam Efromovich et al. Conditional density estimation in a regression setting. *The Annals of Statistics*, 35(6):2504–2535, 2007.
- B. Efron. Bootstrap methods: Another look at the jackknife. *Ann. Statist.*, 7(1):1–26, 01 1979. doi: 10.1214/aos/1176344552. URL <https://doi.org/10.1214/aos/1176344552>.
- Sergio Firpo. Efficient semiparametric estimation of quantile treatment effects. *Econometrica*, 75(1):259–276, 2007.
- Dylan J Foster and Vasilis Syrgkanis. Orthogonal statistical learning. *arXiv preprint arXiv:1901.09036*, 2019.
- Evarist Gine and Joel Zinn. Bootstrapping general empirical measures. *Ann. Probab.*, 18(2): 851–869, 04 1990. doi: 10.1214/aop/1176990862. URL <https://doi.org/10.1214/aop/1176990862>.
- László Györfi, Michael Kohler, Adam Krzyzak, and Harro Walk. *A Distribution-Free Theory of Nonparametric Regression*. Springer series in statistics. Springer, 2002. ISBN 978-0-387-95441-7. doi: 10.1007/b97848. URL <https://doi.org/10.1007/b97848>.

- Marc Hallin, Zudi Lu, and Lanh T Tran. Kernel density estimation for spatial processes: the l_1 theory. *Journal of Multivariate Analysis*, 88(1):61–75, 2004.
- YanJun Han, Jiantao Jiao, and Rajarshi Mukherjee. On estimation of l_r -norms in gaussian white noise models. *Probability Theory and Related Fields*, 177(3):1243–1294, 2020.
- Jiantao Jiao, YanJun Han, and Tsachy Weissman. Minimax estimation of the l_{∞} distance. *IEEE Transactions on Information Theory*, 64(10):6672–6706, 2018.
- K. Kandasamy, A. Krishnamurthy, B. Poczos, L. Wasserman, and J. M. Robins. Influence Functions for Machine Learning: Nonparametric Estimators for Entropies, Divergences and Mutual Informations. *ArXiv e-prints*, November 2014.
- Edward H Kennedy. Semiparametric theory and empirical processes in causal inference. In: *Statistical Causal Inferences and Their Applications in Public Health Research*, pages 141–167, 2016.
- Edward H Kennedy. Nonparametric causal effects based on incremental propensity score interventions. *Journal of the American Statistical Association*, 114(526):645–656, 2019.
- Edward H Kennedy. Optimal doubly robust estimation of heterogeneous causal effects. *arXiv preprint arXiv:2004.14497*, 2020.
- Edward H Kennedy, Zongming Ma, Matthew D McHugh, and Dylan S Small. Nonparametric methods for doubly robust estimation of continuous treatment effects. *Journal of the Royal Statistical Society. Series B, Statistical Methodology*, 79(4):1229, 2017.
- Edward H Kennedy, Scott Lorch, and Dylan S Small. Robust causal inference with continuous instruments using the local instrumental variable curve. *Journal of the Royal Statistical Society: Series B (Statistical Methodology)*, 81(1):121–143, 2019.
- Edward H Kennedy, Sivaraman Balakrishnan, Max G’Sell, et al. Sharp instruments for classifying compliers and generalizing causal effects. *Annals of Statistics*, 48(4):2008–2030, 2020.
- Jisu Kim, Jaehyeok Shin, Alessandro Rinaldo, and Larry Wasserman. Uniform convergence rate of the kernel density estimator adaptive to intrinsic volume dimension. In *International Conference on Machine Learning*, pages 3398–3407. PMLR, 2019.
- M.R. Kosorok. *Introduction to empirical processes and semiparametric inference*. Springer series in statistics. Springer, 2008. ISBN 9780387749778. URL https://books.google.com/books?id=cU0_AQAAIAAJ.
- Joanna Małgorzata Landmesser et al. Decomposition of differences in income distributions using quantile regression. *Statistics in Transition. New Series*, 17(2):331–349, 2016.
- Oleg Lepski, Arkady Nemirovski, and Vladimir Spokoiny. On estimation of the l_r norm of a regression function. *Probability theory and related fields*, 113(2):221–253, 1999.
- Hernan MA and Robins JM. Estimating causal effects from epidemiological data. *Journal of Epidemiology and Community Health*, 60(7):578–586, 2006.

- José AF Machado and José Mata. Counterfactual decomposition of changes in wage distributions using quantile regression. *Journal of applied Econometrics*, 20(4):445–465, 2005.
- Blaise Melly. Estimation of counterfactual distributions using quantile regression. *Review of Labor Economics*, 68(4):543—572, 2006.
- Xinkun Nie and Stefan Wager. Quasi-oracle estimation of heterogeneous treatment effects. *arXiv preprint arXiv:1712.04912*, 2017.
- Alessandro Rinaldo and Larry Wasserman. Generalized density clustering. *Ann. Statist.*, 38(5):2678–2722, 10 2010. doi: 10.1214/10-AOS797.
- James Robins, Lingling Li, Eric Tchetgen, Aad van der Vaart, et al. Higher order influence functions and minimax estimation of nonlinear functionals. In *Probability and statistics: essays in honor of David A. Freedman*, pages 335–421. Institute of Mathematical Statistics, 2008.
- James M Robins and Andrea Rotnitzky. Comment on the bickel and kwon article, “inference for semiparametric models: Some questions and an answer”. *Statistica Sinica*, 11(4): 920–936, 2001.
- Christoph Rothe. Nonparametric estimation of distributional policy effects. *Journal of Econometrics*, 155(1):56–70, 2010.
- Daniel Rubin and Mark J van der Laan. Extending marginal structural models through local, penalized, and additive learning. 2006.
- Donald B Rubin. Estimating causal effects of treatments in randomized and nonrandomized studies. *Journal of Educational Psychology*, 66(5):688, 1974.
- Anastasios A Tsiatis. *Semiparametric Theory and Missing Data*. New York: Springer, 2006.
- Alexandre B. Tsybakov. *Introduction to Nonparametric Estimation*. Springer Series in Statistics, 1st edition, 2010.
- Mark J Van Der Laan and Sandrine Dudoit. Unified cross-validation methodology for selection among estimators and a general cross-validated adaptive epsilon-net estimator: Finite sample oracle inequalities and examples. *UC Berkeley Division of Biostatistics Working Paper Series*, 2003.
- Mark J van der Laan and James M Robins. *Unified Methods for Censored Longitudinal Data and Causality*. New York: Springer, 2003.
- Aad W Van Der Vaart and Jon A Wellner. Weak convergence. In *Weak convergence and empirical processes*, pages 16–28. Springer, 1996.
- A.W. van der Vaart. *Asymptotic Statistics*. Asymptotic Statistics. Cambridge University Press, 2000. ISBN 9780521784504. URL <https://books.google.fr/books?id=UEuQEM5RjWgC>.
- Larry Wasserman. *All of Nonparametric Statistics*. Springer, 2006.
- Ted Westling and Marco Carone. A unified study of nonparametric inference for monotone functions. *Annals of Statistics*, 48(2):1001, 2020.

M.Z. Anuar Zaini, C.T. Lim, W.Y. Low, and F. Harun. Effects of nutritional status on academic performance of malaysian primary school children. *Asia Pacific Journal of Public Health*, 17(2):81–87, 2005.

Wenjing Zheng and Mark J Van Der Laan. Asymptotic theory for cross-validated targeted maximum likelihood estimation. *Working Paper 273*, 2010.

Appendix

A Simulations: supplementary materials

Summary of variables

Variable labels in the following tables are exactly match with the one in the SEDA archive at *Stanford Center for Education Policy Analysis* ⁵. We have on average 3822 samples (the number of districts) each year. In the following tables, one can find list of covariates (X) used in the simulation and also description of treatment (A) and outcome (Y) variables.

Group	Variable Labels	Varies by grade?	Varies by year?
Baseline Covariates	fips, baplus_all, poverty517_all, singmom_all, snap_all, samehouse_all, unemp_all, inc50all, giniall, flunch_wht	No	No
Time-varying Covariates	nsch, speced, tottch, aides, diffstutch_hspwht, diffstutch_blkwht	No	Yes

Table 4: Summary of covariates

Group	Variable Labels	Description
Treatment (A)	flunch_hsp, flunch_blk	Percent free lunch in average {Black, Hispanic} student's school
Outcome (Y)	White.Black.ELA.Gap, White.Hispanic.ELA.Gap, White.Black.Math.Gap, White.Hispanic.Math.Gap	Test score gaps between white and {Black, Hispanic} students in English/Language Arts (ELA) and Math standardized assessment outcomes in grades 3 to 8. We render it binary by using their median (i.e. 1 if > median).

Table 5: Summary of treatment and outcome

Additional results

For completeness of section 5.3, we attach additional simulation results for year 2010-2012. Original data in SEDA ranges from 2009 to 2013, but we found that there are some unusual outliers and a number of samples is particularly very small for year 2013. Hence we exclude year 2013 and conduct the same simulation with rest of the years. Here $\hat{\psi}_{DD}$ indicates estimated value of our proposed estimator (difference-in-distribution) for observational study. The results slightly vary across years, but still in large part are the same as Table 3; most of the baseline methods contain zero their the 95% CI, whereas our proposed estimator suggests

⁵<https://cepa.stanford.edu/seda/papers>

significant distributional change induced by the free lunch program. We do not present the estimated counterfactual densities here, but they show a similar pattern with the ones in Figure 3 and 4 in general.

Estimator	White-Black		White-Hispanic	
	ELA	Math	ELA	Math
$\hat{\psi}_{\text{Pi}}$	-0.067 (-0.148,0.026)	-0.071 (-0.135,-0.007)	-0.084 (-0.167,-0.001)	-0.068 (-0.131,-0.005)
$\hat{\phi}_{\text{IPW}}$	-0.070 (-0.189,0.049)	-0.082 (-0.185,0.021)	-0.062 (-0.125,0.001)	-0.059 (-0.119,0.001)
$\hat{\psi}_{\text{DR}}$	-0.063 (-0.114,-0.012)	-0.065 (-0.117,-0.013)	-0.049 (-0.100,-0.001)	-0.050 (-0.101,0.001)
$\hat{\psi}_{\text{DD}}$	0.324 (0.213,0.435)	0.335 (0.205,0.465)	0.378 (0.240,0.516)	0.390 (0.271,0.509)

Table 6: Estimated causal effect of free lunch on test gaps in 2009 (with 95% CI)

Estimator	White-Black		White-Hispanic	
	ELA	Math	ELA	Math
$\hat{\psi}_{\text{Pi}}$	-0.052 (-0.096,-0.008)	-0.039 (-0.077,-0.001)	-0.055 (-0.095,-0.014)	-0.049 (-0.094,-0.004)
$\hat{\phi}_{\text{IPW}}$	-0.062 (-0.118,-0.004)	-0.059 (-0.107,-0.010)	-0.042 (-0.089,0.006)	-0.041 (-0.095,0.013)
$\hat{\psi}_{\text{DR}}$	-0.033 (-0.089,0.023)	-0.040 (-0.100,0.020)	-0.041 (-0.089,0.006)	-0.037 (-0.076,0.003)
$\hat{\psi}_{\text{DD}}$	0.298 (0.211,0.385)	0.265 (0.190,0.340)	0.223 (0.163,0.283)	0.219 (0.160,0.280)

Table 7: Estimated causal effect of free lunch on test gaps in 2010 (with 95% CI)

Estimator	White-Black		White-Hispanic	
	ELA	Math	ELA	Math
$\hat{\psi}_{\text{Pi}}$	-0.079 (-0.179,0.021)	-0.085 (-0.181,0.011)	-0.066 (-0.158,0.026)	-0.059 (-0.151,0.033)
$\hat{\phi}_{\text{IPW}}$	-0.087 (-0.201,0.028)	-0.092 (-0.217,0.033)	-0.069 (-0.189,0.051)	-0.059 (-0.176,0.058)
$\hat{\psi}_{\text{DR}}$	-0.095 (-0.197,0.007)	-0.102 (-0.210,0.007)	-0.081 (-0.192,0.030)	-0.077 (-0.186,0.034)
$\hat{\psi}_{\text{DD}}$	0.378 (0.256,0.499)	0.401 (0.291,0.512)	0.298 (0.164,0.432)	0.312 (0.189,0.436)

Table 8: Estimated causal effect of free lunch on test gaps in 2011 (with 95% CI)

B Technical results for randomized studies

Although randomized study is a specialization of observational study, some people might want to narrow down their interests and focus on randomized experiment settings. Therefore, For readers that have a particular interest in randomized studies, here we shall apply our result to the two of classical randomized experiment setup.

B.1 Single-source randomized study

First, we provide an estimator, error-bound analysis, and bootstrapping algorithm for the simplest single-source ($N = 1$) randomized study where we consider $Z = (A, Y) \sim \mathbb{P}$. Note that the consistency and randomization assumptions hold by design in randomized studies.

To estimate the smoothed counterfactual density function $q_{h_a}^a$ in this case, one may use a conditional kernel density estimator defined as

$$\widehat{q}_{h_a}^a(y) = \frac{\mathbb{1}(n_a > 0)}{n_a} \sum_{j=1}^n \frac{1}{h_a^d} K\left(\frac{\|y - Y_j\|_2}{h_a}\right) \mathbb{1}(A_j = a), \quad (10)$$

where K is a valid kernel function with a fixed bandwidth $h_a > 0$ and $n_a = \sum_i \mathbb{1}(A_i = a)$. In fact, under the randomized study setting, the counterfactual density estimator (5) reduces to (10). (10) is an unbiased estimator for $q_{h_a}^a$ as stated in the following proposition.

Proposition B.1. *Under the causal assumptions (C1), (C2), \widehat{q}_h^a defined in (10) satisfies that*

$$\mathbb{E}[\widehat{q}_h^a \mid A_i = a, \forall i] = q_h^a.$$

The proof of the above proposition is given in Section D.1. Therefore our estimator for the simple randomized study is given by

$$D(\widehat{Q}_{h_1}^1, \widehat{Q}_{h_0}^0), \quad (11)$$

where $\widehat{Q}_{h_a}^a$ denotes a distribution induced from $\widehat{q}_{h_a}^a$ in (10). Again for simplicity, we set $h_1 = h_0 = h$. Then our results given in Lemma 3.1 and Theorem 3.1 are reduced to the following Lemma B.1 and Theorem B.1.

Lemma B.1. *Let \widehat{Q}_h^a denote estimated distribution for true distribution Q_h^a under treatment $A = a$ with kernel bandwidth h . Then for $Z = (A, Y) \sim \mathbb{P}$, under the assumptions (A1) and (A2), we have*

$$\mathbb{E}[D(Q_h^a, \widehat{Q}_h^a)] = O\left(\frac{1}{\sqrt{nh^d}}\right). \quad (12)$$

Theorem B.1 (L_1 risk of the estimator $D(\widehat{Q}_{h_1}^1, \widehat{Q}_{h_0}^0)$). *Under assumptions (A1) and (A2),*

$$\mathbb{P}\left[\left|D(\widehat{Q}_h^1, \widehat{Q}_h^0) - D(Q_h^1, Q_h^0)\right|\right] = O\left(\frac{1}{\sqrt{nh^d}}\right). \quad (13)$$

Above results are an immediate consequence of Lemma 3.1 and Theorem 3.1. Characterization of the asymptotic property can be further specified as following.

Theorem B.2. *Under assumptions (A1), (A2'), for a treatment assignment $A = a$ we have*

$$\sqrt{n}D(\widehat{Q}_h^a, Q_h^a) \rightsquigarrow \frac{1}{\pi_a} \int |\mathbb{G}(y) - q_h^a(y)\mathbb{G}(a)| dy,$$

where \mathbb{G} is a centered Gaussian process⁶ with $\text{Cov}[\mathbb{G}(y_1), \mathbb{G}(y_2)] = \pi_a \mathbb{E}[T_{h,y_1}(Y)T_{h,y_2}(Y)] - \pi_a^2 q_h(y_1)q_h(y_2)$, $\text{Cov}[\mathbb{G}(y), \mathbb{G}(a)] = \pi_a(1 - \pi_a)q_h(y)$, and $\text{Var}[\mathbb{G}(a)] = \pi_a(1 - \pi_a)$, where we write $T_{h,y}(Y) = \frac{1}{h^d} K\left(\frac{\|Y - y\|_2}{h}\right)$ and $q_h(y) = \mathbb{E}[T_{h,y}(Y)]$.

⁶Here, the index set is understood as a multiset $(\mathcal{Y} \cup \mathcal{A}, m)$ where the multiplicity $m = 2$ only for elements in $\mathcal{Y} \cap \mathcal{A}$ so that we can use the indices $y \in \mathcal{Y}$ and $a \in \mathcal{A}$ together.

The proof of Theorem B.2 can be found in Section H. Note that Theorem B.2 is just another version of Theorem 4.1 tailored specifically for a classical randomized trial. Lastly, for completeness, we present the bootstrapping algorithm to compute the confidence interval in Algorithm 2 as below.

Algorithm 2. *Bootstrapping algorithm for single-source randomized study.*

1. We generate B bootstrap samples $\{\tilde{Z}_1^1, \dots, \tilde{Z}_n^1\}, \dots, \{\tilde{Z}_1^B, \dots, \tilde{Z}_n^B\}$, by sampling with replacement from the original sample.
2. On each bootstrap sample, compute $T_i^a = \sqrt{n}D(\widehat{Q}_{h_a}^a, \widehat{Q}_{h_a}^0)$, where $\widehat{Q}_{h_a}^a$ is the estimated distribution of kernel density estimator $\widehat{Q}_{h_a}^a$ computed on i th bootstrap samples $\{\tilde{Z}_1^i, \dots, \tilde{Z}_n^i\}$.
3. Compute $\frac{\alpha}{2}$ -quantile $\hat{z}_{\alpha/2}^a = \inf \left\{ z : \frac{1}{B} \sum_{i=1}^B I(T_i^a > z) \leq \frac{\alpha}{2} \right\}$.
4. Define $\hat{C}_\alpha = \left[D(\widehat{Q}_{h_a}^1, \widehat{Q}_{h_a}^0) - \frac{\hat{z}_{\alpha/2}^0}{\sqrt{n}} - \frac{\hat{z}_{\alpha/2}^1}{\sqrt{n}}, D(\widehat{Q}_{h_a}^1, \widehat{Q}_{h_a}^0) + \frac{\hat{z}_{\alpha/2}^0}{\sqrt{n}} + \frac{\hat{z}_{\alpha/2}^1}{\sqrt{n}} \right]$.

Note that Algorithm 2 is essentially the same as Algorithm 1, but its bootstrapping validity (as in Theorem 4.2) can be proved under a much weaker set of assumptions (only (A1) and (A2')). See Section J for more detail.

B.2 Multi-source randomized study

Here we also consider another generalization of randomized study where we have multiple source of sample distributions. This is equivalent when we have a discrete X and assume a conditionally randomization assumption but here we frame the problem still in the randomized experiment setting. Suppose that we are interested in causal effects over multiple sources of \mathbb{P} still with the same data structure (A, Y) , so we have $Z = ((A, Y)_{\mathbb{P}}, \mathbb{P})$. In other words, the distributional properties of the data may vary across different \mathbb{P} 's. To this end, we let \mathbb{D} denote the set of all distributions on $(\mathcal{A}, \mathcal{Y})$ which have a density with respect to the Lebesgue measure. Then let \mathcal{P} be a probability measure on a measurable space $(\mathbb{D}, \sigma(\mathbb{D}))$ where $\sigma(\mathbb{D})$ is a σ -field generated by a measurable function $D : \mathbb{D} \rightarrow \mathbb{R}^{+0}$ which is defined on L_1 distance. Now suppose we have N distinct \mathbb{P}_i 's which are i.i.d. samples from the super-distribution \mathcal{P} on \mathbb{D} , that is,

$$\mathbb{P}_1, \mathbb{P}_2, \dots, \mathbb{P}_N \stackrel{\text{i.i.d.}}{\sim} \mathcal{P}$$

where $(A, Y)_{\mathbb{P}_i} \sim \mathbb{P}_i, i = 1, \dots, N$. Namely, each $(A, Y)_{\mathbb{P}_i}$ is a single-source experiment under \mathbb{P}_i with n_i samples. A natural target parameter in this case can be given by

$$\mathbb{E}_{\mathbb{P}}[D(Q^1, Q^0)] \tag{14}$$

which is an average effect over \mathcal{P} . Note that this target effect is different from $D(Q^1, Q^0)$ in (3). This setting may be appropriate for when we have conducted a series of local randomized experiments over completely different environments and want to infer a global trend (e.g., A/B testing across different websites or cities across the globe). Like observational study, when $N = 1$, this reduces to a standard randomized study. For identification, we need the consistency assumption (C1) and the following conditional randomization assumption

- (C2') *Conditional randomization:* $A \perp\!\!\!\perp Y^a$ for each $(A, Y) \sim \mathbb{P}_i$.

By the law of iterated expectation we have $\mathbb{E}_{\mathbb{P}}[D(Q^1, Q^0)] = \mathbb{E}_{\mathbb{P}}[\mathbb{P}\{D(Q^1, Q^0) \mid \mathbb{P}\}]$. Hence under assumptions (C1) and (C2'), conditioned on the sampled distribution \mathbb{P} , $D(Q^1, Q^0)$ is identified, and consequently the target effect (14) is identified.

Now suppose we are given $Z = ((A, Y)_{\mathbb{P}_i}, \mathbb{P}_i)$, $\mathbb{P}_i \sim \mathcal{P}$, for $i = 1, \dots, N$. In order to estimate the target parameter $\mathbb{E}_{\mathbb{P}}[D(Q_{h_1}^1, Q_{h_0}^0)]$ we propose the sample mean of plug-in estimators

$$\frac{1}{N} \sum_{i=1}^N D\left(\widehat{(Q_{h_{1,i}}^1)}_i, \widehat{(Q_{h_{0,i}}^0)}_i\right) \quad (15)$$

, where each $\widehat{(Q_{h_{a,i}}^a)}_i$ is an estimated counterfactual distribution for assignment $A = a$ and subpopulation \mathbb{P}_i via the kernel density estimator in (10) with a bandwidth $h_{a,i}$. For simplicity, we set $h = h_{1,i} = h_{0,i}$, i.e., we use the same bandwidth universally over different \mathbb{P}_i 's. In the next theorem, we compute the L_1 risk of the proposed estimator.

Theorem B.3 (*L_1 risk of the estimator $\frac{1}{N} \sum_{i=1}^N D\left(\widehat{(Q_h^1)}_i, \widehat{(Q_h^0)}_i\right)$. Under assumptions (A1) and (A2),*

$$\mathbb{E} \left[\left| \frac{1}{N} \sum_{i=1}^N D\left(\widehat{(Q_h^1)}_i, \widehat{(Q_h^0)}_i\right) - \mathbb{E}_{\mathbb{P}}[D(Q_h^1, Q_h^0)] \right| \right] = O \left(\frac{1}{N} \sum_{i=1}^N \left(\frac{1}{\sqrt{n_i h^d}} \right) + \frac{\sigma_{\mathbb{P}}}{\sqrt{N}} \right) \quad (16)$$

where n_i is the total number samples used for kernel density estimation for a subpopulation \mathbb{P}_i respectively, and $\sigma_{\mathbb{P}} = \sqrt{\text{Var}_{\mathbb{P}} [D(Q_h^1, Q_h^0)]}$.

We give the proof in Section D.2. The first part of the error bound in (16) is simply the average estimation error over N different single-source randomized experiments. The second part is due to the heterogeneity of treatment effects across subpopulations and will be negligible if $D_{\mathbb{P}_i}(Q_h^1, Q_h^0)$ does not vary too much across \mathbb{P}_i 's. Finally, in what follows we give a bootstrapping algorithm for the multi-source randomized study.

Algorithm 2. *Bootstrapping algorithm for multi-source randomized study.*

1. For each $i = 1, \dots, N$, we generate i th bootstrap samples $\{Z_{\mathbb{P}_i,1}^*, \dots, Z_{\mathbb{P}_i,n^i}^*\}$ by sampling with replacement from the i th original sample $\{Z_{\mathbb{P}_i,1}, \dots, Z_{\mathbb{P}_i,n^i}\}$.
2. On each bootstrap sample $\{Z_{\mathbb{P}_i,1}^*, \dots, Z_{\mathbb{P}_i,n^i}^*\}$, compute $D_i^a = \sqrt{n}D((\widehat{Q}_{h_a}^a)_i^*, (\widehat{Q}_{h_a}^a)_i)$, where $(\widehat{Q}_{h_a}^a)_i^*$ is the estimated distribution of kernel density estimator $\widehat{Q}_{h_a}^a$ computed on i th bootstrap samples $\{Z_{\mathbb{P}_i,1}^*, \dots, Z_{\mathbb{P}_i,n^i}^*\}$.
3. Compute $\bar{D}^a = \frac{1}{N} \sum_{i=1}^N D_i^a$.
4. We generate B bootstrap distributions $\{\mathbb{P}_1^{(1)}, \dots, \mathbb{P}_N^{(1)}\}, \dots, \{\mathbb{P}_1^{(B)}, \dots, \mathbb{P}_N^{(B)}\}$, by sampling with replacement from the original distribution $\{\mathbb{P}_1, \dots, \mathbb{P}_N\}$.
5. On each bootstrap sample, compute

$$T_j = \left| \frac{1}{\sqrt{N}} \sum_{i=1}^N D((\widehat{Q}_{h_1}^1)_i^{(j)}, (\widehat{Q}_{h_0}^0)_i^{(j)}) - \frac{1}{\sqrt{N}} \sum_{i=1}^N D((\widehat{Q}_{h_1}^1)_i, (\widehat{Q}_{h_0}^0)_i) \right|,$$

, where $(\widehat{Q}_{h_a}^a)_i^{(j)}$ is the estimated distribution of kernel density estimator $\widehat{Q}_{h_a}^a$ computed on the sample $\{Z_{\mathbb{P}_i^{(j)},1}, \dots, Z_{\mathbb{P}_i^{(j)},n}\}$ from the bootstrapped distribution $\mathbb{P}_i^{(j)}$.

6. Compute α -quantile $\hat{z}_\alpha = \inf \left\{ z : \frac{1}{B} \sum_{j=1}^B I(T_j > z) \leq \alpha \right\}$.
7. Obtain

$$\hat{C}_\alpha = \left[\frac{1}{N} \sum_{i=1}^N D((\widehat{Q}_{h_1}^1)_i, (\widehat{Q}_{h_0}^0)_i) - \frac{\bar{D}^1}{\sqrt{n}} - \frac{\bar{D}^0}{\sqrt{n}} - \frac{\hat{z}_\alpha}{\sqrt{N}}, \right. \\ \left. \frac{1}{N} \sum_{i=1}^N D((\widehat{Q}_{h_1}^1)_i, (\widehat{Q}_{h_0}^0)_i) + \frac{\bar{D}^1}{\sqrt{n}} + \frac{\bar{D}^0}{\sqrt{n}} + \frac{\hat{z}_\alpha}{\sqrt{N}} \right].$$

Again, its bootstrapping validity can be proved under a much weaker set of assumptions (requiring only (A1) and (A2')). See Section K for more detail.

C Useful lemmas

Lemma C.1. *For distributions Q_1, Q_2, Q_3, Q_4 ,*

$$|D(Q_1, Q_2) - D(Q_3, Q_4)| \leq D(Q_1, Q_3) + D(Q_2, Q_4).$$

Proof. Since D is distance measure, by triangle inequality it follows

$$D(Q_1, Q_2) \leq D(Q_1, Q_3) + D(Q_3, Q_4) + D(Q_4, Q_2), \\ D(Q_3, Q_4) \leq D(Q_3, Q_1) + D(Q_1, Q_2) + D(Q_2, Q_4),$$

and consequently we obtain

$$|D(Q_1, Q_2) - D(Q_3, Q_4)| \leq D(Q_1, Q_3) + D(Q_2, Q_4).$$

□

Lemma C.2. Recall that $q_h^a(y) = \mathbb{E} \left\{ \mathbb{E} \left[T_{h,y}(Y) \mid X, A = a \right] \right\}$ as defined in (4). Then under the causal assumptions (C1) - (C3), we have

$$\begin{aligned} q_h^a(y) &= \mathbb{E} \{ \mu_a(X) \} \\ &= \mathbb{E} \left\{ \frac{\mathbb{1}(A = a)}{\pi_a(X)} \left(T_{h,y}(Y) - \mu_A(X) \right) + \mu_a(X) \right\} \end{aligned} \quad (17)$$

Proof. The first equality in (17) immediately comes from the definition. Now by the law of total expectation, we have

$$\begin{aligned} &\mathbb{E} \left\{ \frac{\mathbb{1}(A = a)}{\pi_a(X)} \left(T_{h,y}(Y) - \mu_A(X) \right) + \mu_a(X) \right\} \\ &= \mathbb{E} \left\{ \mathbb{E} \left[\frac{\mathbb{1}(A = a)}{\pi_a(X)} \left(T_{h,y}(Y) - \mu_A(X) \right) + \mu_a(X) \mid A, X \right] \right\} \\ &= \mathbb{E} \left\{ \frac{\mathbb{1}(A = a)}{\pi_a(X)} \left(\mathbb{E}[T_{h,y}(Y) \mid A, X] - \mu_A(X) \right) + \mu_a(X) \right\} \\ &= \mathbb{E} \left\{ \frac{\mathbb{1}(A = a)}{\pi_a(X)} \left(\mu_A(X) - \mu_A(X) \right) + \mu_a(X) \right\} \\ &= \mathbb{E} \{ \mu_a(X) \}, \end{aligned}$$

and the second equality follows. \square

The following Lemma C.3 is a slight modification of (Kennedy et al., 2020, Lemma 2).

Lemma C.3 (Sample-splitting). Let \mathbb{P}_n denote the empirical measure over a set $D_1^n = (Z_1, \dots, Z_n)$, which is i.i.d. from \mathbb{P} . Let \hat{f} be a sample operator (e.g., estimator) constructed in a separate, independent sample set D_2^m with m observations. Then we have

$$\left\| (\mathbb{P}_n - \mathbb{P})\hat{f} \right\| \leq \sqrt{\frac{\text{var}[\hat{f} \mid D_2^m]}{n}} \leq \frac{\|\hat{f}\|}{\sqrt{n}}.$$

Proof. First note that $\left((\mathbb{P}_n - \mathbb{P})\hat{f} \right)^2$ can be expanded by

$$\begin{aligned} \left((\mathbb{P}_n - \mathbb{P})\hat{f} \right)^2 &= \left(\frac{1}{n} \sum_{i=1}^n \left(\hat{f}(Z_i) - \mathbb{P}[\hat{f}(Z_i)] \right) \right)^2 \\ &= \frac{1}{n^2} \left\{ \sum_{i=1}^n \left(\hat{f}(Z_i) - \mathbb{P}[\hat{f}(Z_i)] \right)^2 + \sum_{i \neq j} \left(\hat{f}(Z_i) - \mathbb{P}[\hat{f}(Z_i)] \right) \left(\hat{f}(Z_j) - \mathbb{P}[\hat{f}(Z_j)] \right) \right\}. \end{aligned}$$

Then it follows

$$\begin{aligned} &\mathbb{P} \left[\left((\mathbb{P}_n - \mathbb{P})\hat{f} \right)^2 \right] \\ &= \frac{1}{n^2} \sum_{i=1}^n \mathbb{P} \left[\left(\hat{f}(Z_i) - \mathbb{P}[\hat{f}(Z_i)] \right)^2 \mid D_2^m \right] + \frac{1}{n^2} \sum_{i \neq j} \mathbb{P} \left[\hat{f}(Z_i) - \mathbb{P}[\hat{f}(Z_i)] \right] \mathbb{P} \left[\hat{f}(Z_j) - \mathbb{P}[\hat{f}(Z_j)] \right] \end{aligned}$$

$$\begin{aligned}
&= \frac{1}{n} \text{var} \left[\hat{f} \mid D_2^m \right] \\
&\leq \frac{1}{n} \left\| \hat{f} \right\|^2
\end{aligned}$$

where the first equality follows by independence of Z_i and Z_j . Hence the result follows. \square

Note that the result of Lemma C.3 also holds for a fixed, real-valued function f without necessity of conditioning on the extra sample.

D Proofs for Section B

D.1 Proof of Proposition B.1

Proof. We let $T_{h,y}(Y) = \frac{1}{h^d} K\left(\frac{\|y-Y\|_2}{h}\right)$ as previously. Then

$$\begin{aligned}
\mathbb{E}[\widehat{q}_h^a \mid A_i = a, \forall i] &= \mathbb{P} \left[\frac{\mathbb{1}(n_a > 0)}{n_a} \sum_{j=1}^n T_{h,y}(Y_j) \mathbb{1}(A_j = a) \mid A_i = a, \forall i \right] \\
&= \frac{1}{n_a} \sum_{j=1}^n \mathbb{1}(A_j = a) \mathbb{E}[T_{h,y}(Y_j) \mid A_i = a, \forall i] \\
&= \frac{1}{n_a} \sum_{j=1}^{n_a} \mathbb{E}[T_{h,y}(Y_j) \mid A_j = a] \\
&= \frac{1}{n_a} \sum_{j=1}^{n_a} \mathbb{E}[T_{h,y}(Y_j^a) \mid A_j = a] \\
&= \frac{1}{n_a} \sum_{j=1}^{n_a} \mathbb{E}[T_{h,y}(Y_j^a)] = \mathbb{E}[T_{h,y}(Y^a)],
\end{aligned}$$

where the fourth and the fifth equalities follow by assumption (C1) and (C2) respectively. \square

D.2 Proof of Theorem B.3

First, note that for a single-source randomized study where $Z = (A, Y) \sim \mathbb{P}$, under the assumptions (A1) and (A2), Theorem 3.1 can be rewritten as

$$\mathbb{P} \left[|D(\widehat{Q}_{h_1}^1, \widehat{Q}_{h_0}^0) - D(Q_{h_1}^1, Q_{h_0}^0)| \right] \leq C_{K, q_{\max}, \mathbb{D}} \left(\frac{1}{\sqrt{nh_1^d}} + \frac{1}{\sqrt{nh_0^d}} \right), \quad (18)$$

where $C_{K, q_{\max}, \mathbb{D}}$ is a constant depending only on K_∞ , q_{\max} , $\lambda_d(\mathbb{D})$. This gives Theorem B.1. The following theorem gives the result of Theorem B.3.

Theorem D.1. *Under the assumptions (A1) and (A2),*

$$\begin{aligned} & \mathbb{E}_{\mathbb{P}} \left[\left| \frac{1}{N} \sum_{i=1}^N D((\widehat{Q}_{h_1}^1)_i, (\widehat{Q}_{h_0}^0)_i) - \mathbb{E}_{\mathbb{P}} [D(Q_{h_1}^1, Q_{h_0}^0)] \right| \right] \\ & \leq \frac{C_{K, q_{\max}, \mathbb{D}}}{N} \sum_{i=1}^N \left(\frac{1}{\sqrt{n_i h_1^d}} + \frac{1}{\sqrt{n_i h_0^d}} \right) + \frac{\sigma_{\mathbb{P}}}{\sqrt{N}}, \end{aligned}$$

where C is a constant that does not depend on n and $\sigma_{\mathbb{P}} = \sqrt{\text{Var}_{\mathbb{P}} [D(Q_{h_1}^1, Q_{h_0}^0)]}$ depends only on \mathcal{P} .

Proof. First, note that $\frac{1}{N} \sum_{i=1}^N D(\widehat{Q}_i^1, \widehat{Q}_i^0) - \mathbb{E}_{\mathbb{P}} [D(Q^1, Q^0)]$ can be expanded as

$$\begin{aligned} & \frac{1}{N} \sum_{i=1}^N D((\widehat{Q}_{h_1}^1)_i, (\widehat{Q}_{h_0}^0)_i) - \mathbb{E}_{\mathbb{P}} [D(Q_{h_1}^1, Q_{h_0}^0)] \\ & = \frac{1}{N} \sum_{i=1}^N \left(D((\widehat{Q}_{h_1}^1)_i, (\widehat{Q}_{h_0}^0)_i) - D((Q_{h_1}^1)_i, (Q_{h_0}^0)_i) \right) + \frac{1}{N} \sum_{i=1}^N \left(D((Q_{h_1}^1)_i, (Q_{h_0}^0)_i) - \mathbb{E}_{\mathbb{P}} [D(Q_{h_1}^1, Q_{h_0}^0)] \right). \end{aligned} \tag{19}$$

For the first term of (19), by law of total expectation and (18), we have

$$\begin{aligned} & \mathbb{E}_{\mathbb{P}} \left[\left| \frac{1}{N} \sum_{i=1}^N \left(D((\widehat{Q}_{h_1}^1)_i, (\widehat{Q}_{h_0}^0)_i) - D((Q_{h_1}^1)_i, (Q_{h_0}^0)_i) \right) \right| \right] \\ & = \mathbb{E}_{\mathbb{P}} \left[\mathbb{E} \left[\left| \frac{1}{N} \sum_{i=1}^N \left(D((\widehat{Q}_{h_1}^1)_i, (\widehat{Q}_{h_0}^0)_i) - D((Q_{h_1}^1)_i, (Q_{h_0}^0)_i) \right) \right| \middle| \mathbb{P}_1, \dots, \mathbb{P}_n \right] \right] \\ & \leq \frac{1}{N} \sum_{i=1}^N \mathbb{E}_{\mathbb{P}} \left[\mathbb{E} \left[\left| D((\widehat{Q}_{h_1}^1)_i, (\widehat{Q}_{h_0}^0)_i) - D((Q_{h_1}^1)_i, (Q_{h_0}^0)_i) \right| \middle| \mathbb{P}_i \right] \right] \\ & \leq \frac{C_{K, q_{\max}, \mathbb{D}}}{N} \sum_{i=1}^N \left(\frac{1}{\sqrt{n_i h_1^d}} + \frac{1}{\sqrt{n_i h_0^d}} \right), \end{aligned} \tag{20}$$

For the second term of (19), by Jensen inequality we obtain

$$\begin{aligned} & \mathbb{E}_{\mathbb{P}} \left[\left| \frac{1}{N} \sum_{i=1}^N \left(D((Q_{h_1}^1)_i, (Q_{h_0}^0)_i) - \mathbb{E}_{\mathbb{P}} [D(Q_{h_1}^1, Q_{h_0}^0)] \right) \right| \right] \\ & \leq \sqrt{\mathbb{E}_{\mathbb{P}} \left[\left(\frac{1}{N} \sum_{i=1}^N \left(D((Q_{h_1}^1)_i, (Q_{h_0}^0)_i) - \mathbb{E}_{\mathbb{P}} [D(Q_{h_1}^1, Q_{h_0}^0)] \right) \right)^2 \right]} \\ & \leq \frac{\sqrt{\text{Var}_{\mathbb{P}} [D(Q_{h_1}^1, Q_{h_0}^0)]}}{\sqrt{N}}. \end{aligned} \tag{21}$$

Hence applying (20) and (21) to (19) gives the bound for $\frac{1}{N} \sum_{i=1}^N D((\widehat{Q}_{h_1}^1)_i, (\widehat{Q}_{h_0}^0)_i) - \mathbb{E}_{\mathbb{P}} [D(Q_{h_1}^1, Q_{h_0}^0)]$ as

$$\begin{aligned} & \mathbb{E}_{\mathbb{P}} \left[\left| \frac{1}{N} \sum_{i=1}^N D((\widehat{Q}_{h_1}^1)_i, (\widehat{Q}_{h_0}^0)_i) - \mathbb{E}_{\mathbb{P}} [D(Q_{h_1}^1, Q_{h_0}^0)] \right| \right] \\ & \leq \mathbb{E}_{\mathbb{P}} \left[\left| \frac{1}{N} \sum_{i=1}^N \left(D((\widehat{Q}_{h_1}^1)_i, (\widehat{Q}_{h_0}^0)_i) - D((Q_{h_1}^1)_i, (Q_{h_0}^0)_i) \right) \right| \right] \\ & \quad + \mathbb{E}_{\mathbb{P}} \left[\left| \frac{1}{N} \sum_{i=1}^N \left(D((Q_{h_1}^1)_i, (Q_{h_0}^0)_i) - \mathbb{E}_{\mathbb{P}} [D(Q_{h_1}^1, Q_{h_0}^0)] \right) \right| \right] \\ & \leq \frac{C_{K, q_{\max}, \mathbb{D}}}{N} \sum_{i=1}^N \left(\frac{1}{\sqrt{n_i h_1^d}} + \frac{1}{\sqrt{n_i h_0^d}} \right) + \frac{\sigma_{\mathbb{P}}}{\sqrt{N}}, \end{aligned}$$

where $\sigma_{\mathbb{P}} = \sqrt{\text{Var}_{\mathbb{P}} [D(Q_{h_1}^1, Q_{h_0}^0)]}$.

□

E Proof of Theorem 3.1

We first provide two useful lemmas on double-robustness to model misspecification and sample splitting which that come in handy for the rest of the proof. Then we give an upper bound of $\mathbb{E} \left[\left| \widehat{\psi}_h^a(y) - q_h^a(y) \right| \right]$. Finally we upper bound the L_1 risk of $D(\widehat{\psi}_h^1, \widehat{\psi}_h^0)$, thus complete the proof of Theorem 3.1.

E.1 Part A: Bounding pointwise L_1 risk of $\widehat{\psi}_h^a$

For all $y \in \mathbb{R}^d$ and $T_{h,y}(Y) = \frac{1}{h^d} K \left(\frac{\|y-Y\|_2}{h} \right)$, define $\widehat{f}_{h,y}^a : \mathcal{X} \times \mathcal{A} \times \mathcal{Y} \rightarrow \mathbb{R}$, $f_{h,y}^a : \mathcal{X} \times \mathcal{A} \times \mathcal{Y} \rightarrow \mathbb{R}$ by

$$\begin{aligned} \widehat{f}_{h,y}^a(X, A, Y) &= \frac{\mathbb{1}(A = a)}{\widehat{\pi}_a(X)} (T_{h,y}(Y) - \widehat{\mu}_A(X)) + \widehat{\mu}_a(X), \\ f_{h,y}^a(X, A, Y) &= \frac{\mathbb{1}(A = a)}{\pi_a(X)} (T_{h,y}(Y) - \mu_A(X)) + \mu_a(X). \end{aligned}$$

Lemma E.1 (Lemma 3.1 in the main text). *Under the assumptions (A2), (B1), (B2) together with the causal assumptions (C1), (C2), (C3), for all $y \in \mathbb{R}^d$, we have*

$$\mathbb{P} \left[\left| \widehat{\psi}_h^a(y) - q_h^a(y) \right| \right] \leq c_{a,1} \|\widehat{\mu}_a - \mu_a\| \|\widehat{\pi}_a - \pi_a\| + \frac{c_{a,2}}{\sqrt{nh^d}} + \frac{c_{a,3}}{\sqrt{n}},$$

where $c_{a,1}, c_{a,2}, c_{a,3}$ are constants only depending on $q_{\max}, K_{\infty}, R_K, \varepsilon, \left\| \frac{1}{\widehat{\pi}_a(X)} \right\|_{\infty}, C_0$.

Proof. First note that for all $y \in \mathbb{R}^d$,

$$\widehat{\psi}_h^a(y) - q_h^a(y) = \mathbb{P}_n \widehat{f}_{h,y}^a - \mathbb{P} f_{h,y}^a,$$

which leads to

$$\widehat{\psi}_h^a(y) - q_h^a(y) = \underbrace{(\mathbb{P}_n - \mathbb{P})(f_{h,y}^a)}_{\text{part i}} + \underbrace{(\mathbb{P}_n - \mathbb{P})(\widehat{f}_{h,y}^a - f_{h,y}^a)}_{\text{part ii}} + \underbrace{\mathbb{P}(\widehat{f}_{h,y}^a - f_{h,y}^a)}_{\text{part iii}} \quad (22)$$

which follows by adding and subtracting terms.

Part i)

For the first term of (22), note that

$$\begin{aligned} \mathbb{P} |(\mathbb{P}_n - \mathbb{P})f_{h,y}^a| &\leq \sqrt{\mathbb{P} \left\{ (\mathbb{P}_n - \mathbb{P})f_{h,y}^a \right\}^2} \\ &= \sqrt{\text{var} \left\{ (\mathbb{P}_n - \mathbb{P})f_{h,y}^a \right\}} \\ &= \sqrt{\frac{1}{n} \text{var} \left(f_{h,y}^a \right)}, \end{aligned}$$

where the first equality follows by Jensen's inequality and the second by the fact that $\mathbb{P} \left\{ (\mathbb{P}_n - \mathbb{P})f_{h,y}^a \right\} = 0$. Now by Lemma C.2 it follows that

$$\begin{aligned} \text{var} (f_{h,y}^a) &= \mathbb{P} \left\{ \frac{\mathbb{1}(A = a)}{\pi_a(X)} (T_{h,y}(Y) - \mu_A(X)) + \mu_a(X) - q_h^a(y) \right\}^2 \\ &= \mathbb{P} \left\{ \frac{\mathbb{1}(A = a)}{\pi_a^2(X)} (T_{h,y}(Y) - \mu_A(X))^2 + (\mu_a(X) - q_h^a(y))^2 \right\} \end{aligned}$$

which follows by $\mathbb{E}[\mu_a(X)] - q_h^a = 0$. Then we have

$$\begin{aligned} \mathbb{P} \left\{ \frac{\mathbb{1}(A = a)}{\pi_a^2(X)} (T_{h,y}(Y) - \mu_A(X))^2 \right\} &= \mathbb{P} \left\{ \frac{1}{\pi_a(X)} \mathbb{P} \left[(T_{h,y}(Y) - \mu_a(X))^2 \mid X, A = a \right] \right\} \\ &= \mathbb{P} \left\{ \frac{1}{\pi_a(X)} \text{var} (T_{h,y}(Y) \mid X, A = a) \right\} \\ &= \mathbb{P} \left\{ \frac{1}{\pi_a(X)} \text{var} (T_{h,y}(Y^a) \mid X) \right\} \\ &\leq \frac{c'_{a,1}}{\varepsilon h^d} \end{aligned} \quad (23)$$

for some constant $c'_{a,1} > 0$ that depends on q_{\max}, K_∞ ⁷, where the second equality follows by the law of total expectation, the third by (C1), (C2) and the last inequality by Assumption (A1), (C3) and Proposition 1.1 of Tsybakov (2010). Also based on the similar logic we observe that

$$\begin{aligned} \mathbb{P} \left\{ (\mu_a(X) - q_h^a(y))^2 \right\} &= \text{var} (\mathbb{E}[T_{h,y}(Y) \mid X, A = a]) \\ &= \text{var} (\mathbb{E}[T_{h,y}(Y^a) \mid X]) \end{aligned}$$

⁷The exact definition of $c'_{a,1}$ can be found in page 5 of Tsybakov (2010)

$$\begin{aligned}
&= \text{var}(T_{h,y}(Y^a)) \\
&\leq \frac{c'_{a,2}}{h^d}
\end{aligned}$$

for some constant $c'_{a,2} > 0$, where the third equality follows by the law of total variation. Hence putting things together, we obtain

$$\mathbb{P} |(\mathbb{P}_n - \mathbb{P})f_{h,y}^a| \leq \left(\frac{c'_{a,1}}{\varepsilon} + c'_{a,2} \right) \frac{1}{\sqrt{nh^d}}.$$

Part ii)

For the second term of the decomposition (22), we first note that

$$\begin{aligned}
&\hat{f}_{h,y}^a - f_{h,y}^a \\
&= \left(\frac{\pi_a(X) - \hat{\pi}_a(X)}{\hat{\pi}_a(X)} \right) \left(\frac{\mathbb{1}(A=a)}{\pi_a(X)} T_{h,y}(Y) \right) + \mathbb{1}(A=a) \left\{ \frac{\mu_A(X)}{\pi_a(X)} - \frac{\hat{\mu}_A(X)}{\hat{\pi}_a(X)} \right\} + \hat{\mu}_a(X) - \mu_a(X) \\
&= \left(\frac{\pi_a(X) - \hat{\pi}_a(X)}{\hat{\pi}_a(X)} \right) \left(\frac{\mathbb{1}(A=a)}{\pi_a(X)} T_{h,y}(Y) \right) \\
&\quad + \mathbb{1}(A=a) \left\{ \frac{\mu_A(X)}{\hat{\pi}_a(X)\pi_a(X)} (\hat{\pi}_a(X) - \pi_a(X)) - \frac{\hat{\mu}_A(X) - \mu_A(X)}{\pi_a(X)} \right\} + \hat{\mu}_a(X) - \mu_a(X) \\
&= \left(\frac{\pi_a(X) - \hat{\pi}_a(X)}{\hat{\pi}_a(X)} \right) \frac{\mathbb{1}(A=a)}{\pi_a(X)} \{T_{h,y}(Y) - \mu_A(X)\} - \mathbb{1}(A=a) \frac{\hat{\mu}_A(X) - \mu_A(X)}{\pi_a(X)} + \hat{\mu}_a(X) - \mu_a(X)
\end{aligned}$$

Then for the first term we have

$$\begin{aligned}
&\mathbb{P} \left| (\mathbb{P}_n - \mathbb{P}) \left\{ \left(\frac{\pi_a(X) - \hat{\pi}_a(X)}{\hat{\pi}_a(X)} \right) \frac{\mathbb{1}(A=a)}{\pi_a(X)} [T_{h,y}(Y) - \mu_A(X)] \right\} \right| \\
&\leq \left\| (\mathbb{P}_n - \mathbb{P}) \left\{ \left(\frac{\pi_a(X) - \hat{\pi}_a(X)}{\hat{\pi}_a(X)} \right) \frac{\mathbb{1}(A=a)}{\pi_a(X)} [T_{h,y}(Y) - \mu_A(X)] \right\} \right\| \\
&\leq \frac{1}{\sqrt{n}} \left\| \frac{\pi_a(X) - \hat{\pi}_a(X)}{\hat{\pi}_a(X)} \right\| \left\| \frac{\mathbb{1}(A=a)}{\pi_a(X)} [T_{h,y}(Y) - \mu_A(X)] \right\| \\
&\leq \frac{\|\pi_a(X) - \hat{\pi}_a(X)\|}{\sqrt{n}} \left\| \frac{1}{\hat{\pi}_a(X)} \right\|_{\infty} \sqrt{\frac{c'_{a,1}}{\varepsilon h^d}},
\end{aligned}$$

where the second inequality follows by Lemma C.3 and the Cauchy–Schwarz, and the third by (23) in part i.

Next, for the second term again by Lemma C.3 and the Cauchy–Schwarz we have

$$\begin{aligned}
&\mathbb{P} \left| (\mathbb{P}_n - \mathbb{P}) \left\{ \frac{\mathbb{1}(A=a)}{\pi_a(X)} (\hat{\mu}_A(X) - \mu_A(X)) \right\} \right| \\
&\leq \frac{1}{\varepsilon \sqrt{n}} \|\hat{\mu}_A(X) - \mu_A(X)\|,
\end{aligned}$$

and similarly for the last term, we get

$$\mathbb{P} |(\mathbb{P}_n - \mathbb{P}) \{(\hat{\mu}_A(X) - \mu_A(X))\}| \leq \frac{1}{\sqrt{n}} \|\hat{\mu}_A(X) - \mu_A(X)\|.$$

Hence we obtain

$$\mathbb{P} \left| (\mathbb{P}_n - \mathbb{P})(\hat{f}_{h,y}^a - f_{h,y}^a) \right| \leq \sqrt{\frac{c'_{a,1}}{\varepsilon}} \left\| \frac{1}{\hat{\pi}_a(X)} \right\|_{\infty} \frac{\|\pi_a(X) - \hat{\pi}_a(X)\|}{\sqrt{nh^d}} + \left(\frac{1+1/\varepsilon}{\sqrt{n}} \right) \|\hat{\mu}_A(X) - \mu_A(X)\|.$$

Part iii)

Lastly, for the third term of the decomposition (22), we have that

$$\begin{aligned} & \mathbb{P}(\hat{f}_{h,y}^a - f_{h,y}^a) \\ &= \mathbb{P} \left[\frac{\mathbb{1}(A=a)}{\hat{\pi}_a(X)} (T_{h,y}(Y) - \hat{\mu}_A(X)) + \hat{\mu}_a(X) - \frac{\mathbb{1}(A=a)}{\pi_a(X)} (T_{h,y}(Y) - \mu_A(X)) - \mu_a(X) \right] \\ &= \mathbb{P} \left[\frac{\mathbb{1}(A=a)T_{h,y}(Y)}{\hat{\pi}_a(X)\pi_a(X)} (\pi_a(X) - \hat{\pi}_a(X)) - \frac{\mathbb{1}(A=a)}{\hat{\pi}_a(X)} (\hat{\mu}_A(X) - \mu_A(X)) \right. \\ &\quad \left. - \mu_A(X)\mathbb{1}(A=a) \frac{\pi_a(X) - \hat{\pi}_a(X)}{\hat{\pi}_a(X)\pi_a(X)} + \hat{\mu}_a(X) - \mu_a(X) \right] \\ &= \mathbb{P} \left[\frac{\mathbb{1}(A=a)}{\hat{\pi}_a(X)\pi_a(X)} (\pi_a(X) - \hat{\pi}_a(X)) (T_{h,y}(Y) - \mu_A(X)) + (\hat{\mu}_a(X) - \mu_a(X)) \left(1 - \frac{\pi_a(X)}{\hat{\pi}_a(X)} \right) \right] \\ &= \mathbb{P} \left[\frac{\mathbb{1}(A=a)}{\hat{\pi}_a(X)\pi_a(X)} (\pi_a(X) - \hat{\pi}_a(X)) (\mu_A(X) - \mu_A(X)) + (\hat{\mu}_a(X) - \mu_a(X)) \frac{(\hat{\pi}_a(X) - \pi_a(X))}{\hat{\pi}_a(X)} \right] \\ &= \mathbb{P} \left[(\hat{\mu}_a(X) - \mu_a(X)) \frac{(\hat{\pi}_a(X) - \pi_a(X))}{\hat{\pi}_a(X)} \right] \end{aligned}$$

where the second inequality follows by adding and subtracting $\frac{\mathbb{1}(A=a)}{\hat{\pi}_a(X)}\mu_A(X)$ and the third and the fourth by the law of total expectation conditioning on (X, A) . Hence by the Hölder's inequality we have

$$\begin{aligned} \mathbb{P} \left| (\hat{f}_{h,y}^a - f_{h,y}^a) \right| &\leq \left\| \frac{1}{\hat{\pi}_a(X)} \right\|_{\infty} \mathbb{P} |(\hat{\mu}_a(X) - \mu_a(X)) (\hat{\pi}_a(X) - \pi_a(X))| \\ &\leq \left\| \frac{1}{\hat{\pi}_a(X)} \right\|_{\infty} \|\hat{\mu}_a(X) - \mu_a(X)\| \|\hat{\pi}_a(X) - \pi_a(X)\|. \end{aligned}$$

Now that we have all the results from Part i, ii, iii, we finally get the desired bound by

$$\begin{aligned} \mathbb{P} \left[\left| \hat{\psi}_h^a(y) - q_h^a(y) \right| \right] &\leq \mathbb{P} \left\{ \left| (\mathbb{P}_n - \mathbb{P})(\hat{f}_{h,y}^a - f_{h,y}^a) \right| \right\} + \mathbb{P} \left\{ \left| (\mathbb{P}_n - \mathbb{P})f_{h,y}^a \right| \right\} + \mathbb{P} \left[\left| (\hat{f}_{h,y}^a - f_{h,y}^a) \right| \right] \\ &\leq \left\| \frac{1}{\hat{\pi}_a(X)} \right\|_{\infty} \|\hat{\mu}_a(X) - \mu_a(X)\| \|\hat{\pi}_a(X) - \pi_a(X)\| \\ &\quad + \left(\frac{c'_{a,1}}{\varepsilon} + c'_{a,2} + \|\pi_a(X) - \hat{\pi}_a(X)\| \sqrt{\frac{c'_{a,1}}{\varepsilon}} \left\| \frac{1}{\hat{\pi}_a(X)} \right\|_{\infty} \right) \frac{1}{\sqrt{nh^d}} \\ &\quad + \left(\frac{1+1/\varepsilon}{\sqrt{n}} \right) \|\hat{\mu}_A(X) - \mu_A(X)\|. \end{aligned} \tag{24}$$

Now that we have (24), since

$$\|\pi_a(X) - \hat{\pi}_a(X)\| < 1,$$

$$\|\widehat{\mu}_A(X) - \mu_A(X)\| \leq K_\infty R_K^d \sup_t \|\widehat{g}(t | X, A) - g(t | X, A)\| < C_0,$$

for some $C_0 < \infty$ ⁸.

letting

$$\begin{aligned} c_{a,1} &= \left\| \frac{1}{\widehat{\pi}_a(X)} \right\|_\infty, \\ c_{a,2} &= \frac{c'_{a,1}}{\varepsilon} + c'_{a,2} + \sqrt{\frac{c'_{a,1}}{\varepsilon}} \left\| \frac{1}{\widehat{\pi}_a(X)} \right\|_\infty, \\ c_{a,3} &= (1 + 1/\varepsilon)C_0, \end{aligned}$$

finally yields the result. \square

E.2 Part C: Bounding L_1 risk of $D(\widehat{\psi}_h^1, \widehat{\psi}_h^0)$

Claim E.1. Let $\mathcal{Y}_{h,R_K} = \{u \in \mathbb{R}^d : \text{there exists } y \in \mathcal{Y} \text{ with } \|\frac{u-y}{h}\| \leq R_K\}$. Then if $u \notin \mathcal{Y}_{h,R_K}$,

$$\widehat{\psi}_h^a(u) = q_h^a(u) = 0.$$

Proof. Note that for all $u \notin \mathcal{Y}_{h,R_K}$ and $y \in \mathcal{Y}$, $K(\frac{u-y}{h}) = 0$. And hence $\widehat{\psi}_h^a(u) = q_h^a(u) = 0$ if $u \notin \mathcal{Y}_{h,R_K}$. \square

Lemma E.2. Under the assumptions (A1), (A2), (B1), and (B2), we have

$$\mathbb{P} \left[\left| D(\widehat{Q}_h^a, Q_h^a) \right| \right] \leq \lambda_d(\mathcal{Y}) \left[c_{a,1} \|\widehat{\mu}_a - \mu_a\| \|\widehat{\pi}_a - \pi_a\| + \frac{c_{a,2}}{\sqrt{nh^d}} + \frac{c_{a,3}}{\sqrt{n}} \right],$$

where positive constants $c_{a,1}, c_{a,2}, c_{a,3}$ are defined in Lemma E.1.

Proof. From our set up we have that

$$D(\widehat{Q}_h^a, Q_h^a) = \int |\widehat{q}^a(u) - q^a(u)| du = \int \left| \widehat{\psi}_h^a(u) - q_h^a(u) \right| du.$$

Then from Claim E.1,

$$D(\widehat{Q}_h^a, Q_h^a) = \int_{\mathcal{Y}_{h,R_K}} \left| \widehat{\psi}_h^a(u) - q_h^a(u) \right| du.$$

Then applying Fubini's Theorem and Lemma E.1 provides the upper bound for $\mathbb{P} \left[\left| D(\widehat{Q}_h^a, Q_h^a) \right| \right]$ as following:

$$\mathbb{P} \left[\left| D(\widehat{Q}_h^a, Q_h^a) \right| \right] = \mathbb{P} \left[\int_{\mathcal{Y}_{h,R_K}} \left| \widehat{\psi}_h^a(u) - q_h^a(u) \right| du \right]$$

⁸It hardly requires any assumption as in practice it is very unnatural to have an estimator such that $\|\widehat{g}\|_\infty \rightarrow \infty$

$$\begin{aligned}
&= \int_{\mathcal{Y}_{h,R_k}} \mathbb{P} \left[\left| \widehat{\psi}_h^a(u) - q_h^a(u) \right| \right] du \\
&\leq \lambda_d(\mathcal{Y}_{h,R_k}) \sup_{u \in \mathcal{Y}_{h,R_k}} \left| \mathbb{P} \left[\left| \widehat{\psi}_h^a(u) - q_h^a(u) \right| \right] \right| \\
&\leq \lambda_d(\mathcal{Y}_{h,R_k}) \left[c_{a,1} \|\widehat{\mu}_a - \mu_a\| \|\widehat{\pi}_a - \pi_a\| + \frac{c_{a,2}}{\sqrt{nh^d}} + \frac{c_{a,3}}{\sqrt{n}} \right].
\end{aligned}$$

Lastly, note that from assumptions (A1), (A2), it is deduced that $\lambda_d(\mathcal{Y}_{h,R_k}) \leq \lambda_d(\mathcal{Y}) < \infty$. Applying this to the last display completes the proof. \square

E.3 Proof of Theorem 3.1

Finally, we are ready to prove Theorem 3.1, which immediately follows by Lemma E.2.

Proof. $\mathbb{P} \left[\left| D(\widehat{Q}_h^1, \widehat{Q}_h^0) - D(Q_h^1, Q_h^0) \right| \right]$ can be bounded by

$$\mathbb{P} \left[\left| D(\widehat{Q}_h^1, \widehat{Q}_h^0) - D(Q_h^1, Q_h^0) \right| \right] \leq \mathbb{P} \left[D(\widehat{Q}_h^1, Q_h^1) \right] + \mathbb{P} \left[D(\widehat{Q}_h^0, Q_h^0) \right].$$

Therefore, it is clear that under (A1), (A2), (B1), (B2) by Lemma E.2 we have

$$\begin{aligned}
\mathbb{P} \left[\left| D(\widehat{Q}_h^1, \widehat{Q}_h^0) - D(Q_h^1, Q_h^0) \right| \right] &\leq \lambda_d(\mathcal{Y}) \sum_a \left\{ \frac{c_{a,1}}{\sqrt{nh^d}} + \frac{c_{a,2}}{\sqrt{n}} + c_{a,3} \|\widehat{\mu}_a - \mu_a\| \|\widehat{\pi}_a - \pi_a\| \right\} \\
&\leq C_1 \|\widehat{\mu}_a - \mu_a\| \|\widehat{\pi}_a - \pi_a\| + \frac{C_2}{\sqrt{nh^d}} + \frac{C_3}{\sqrt{n}}
\end{aligned}$$

where $C_1 = 2\lambda_d(\mathcal{Y}) \max\{c_{0,1}, c_{1,1}\}$, $C_2 = 2\lambda_d(\mathcal{Y}) \max\{c_{0,2}, c_{1,2}\}$, and $C_3 = 2\lambda_d(\mathcal{Y}) \max\{c_{0,3}, c_{1,3}\}$, each $c_{a,j}$, $j = 1, 2, 3$ is defined in Lemma E.1. \square

F Proof of Corollary 3.1

Proof. It suffices to analyze the term

$$\left| D(Q_h^1, Q_h^0) - D(Q^1, Q^0) \right|$$

which is upper bounded by

$$D(Q_h^1, Q^1) + D(Q_h^0, Q^0)$$

by Claim C.1. Then for each a , we have

$$\begin{aligned}
D(Q_h^a, Q^a) &= \int_{\mathbb{D}} |q_h^a(u) - q^a(u)| du \\
&\leq \lambda_d(\mathbb{D}) \sup_{u \in \mathbb{D}} |q_h^a(u) - q^a(u)| \\
&\leq \lambda_d(\mathbb{D}) \sup_{u \in \mathbb{D}} \sup_{q^a \in \Sigma(\beta, L)} |q_h^a(u) - q^a(u)| \\
&\leq cL\lambda_d(\mathbb{D})h^\beta
\end{aligned}$$

for some c (Tsybakov, 2010, Proposition 1.2). Now the same argument as in the bias-variance analysis of the kernel density estimator applies and the result follows. \square

G Proof of Theorem 4.1

Recall $\hat{f}_{h,y}^a, f_{h,y}^a$ defined in Section E.1. Moreover, consider $\mathcal{F}^a = \{f_{h,y}^a : y \in \mathcal{Y}_{h,R_K}, a \in \mathcal{A}\}$ where \mathcal{Y}_{h,R_K} is defined in Claim E.1.

Lemma G.1. *Under the assumptions (A1), (A2'), (B1), (B2),*

$$\sqrt{n}(\mathbb{P}_n - \mathbb{P}) \rightarrow \mathbb{G} \text{ weakly in } \ell_\infty(\mathcal{F}^a).$$

Proof. By assumption (A2') and (B1) for all $y_1, y_2 \in \mathcal{Y}_{h,R_K}$,

$$\begin{aligned} |f_{h,y_1}^a - f_{h,y_2}^a| &\leq \left\| \frac{1}{\bar{\pi}_a} \right\|_\infty \frac{1}{h^d} \left| K\left(\frac{\|y_1 - Y\|_2}{h}\right) - K\left(\frac{\|y_2 - Y\|_2}{h}\right) \right| \\ &\leq \left\| \frac{1}{\bar{\pi}_a} \right\|_\infty \frac{L_K}{h^{d+1}} \|y_1 - y_2\|_2 \\ &\leq B_\pi \frac{L_K}{h^{d+1}} \|y_1 - y_2\|_2, \end{aligned}$$

for some constant $0 < B_\pi < \infty$, and hence for any probability measure P on $\{0, 1\} \times \mathbb{R}^d$ we have

$$\|f_{h,y_1}^a - f_{h,y_2}^a\|_{L_2(P)} \leq \|f_{h,y_1}^a - f_{h,y_2}^a\|_\infty \leq B_\pi \frac{L_K}{h^{d+1}} \|y_1 - y_2\|_2.$$

Therefore $f_{h,y}^a$ is Lipschitz in parameter, and by Example 19.7 of van der Vaart (2000) we have the bracketing numbers satisfy

$$\mathcal{N}_{[]}(\mathcal{F}^a, L_2(P), \epsilon \frac{B_\pi L_K}{h^{d+1}}) \leq C_{\mathcal{Y}_{h,R_K}} \left(\frac{\text{diam}\Theta}{\epsilon} \right)^d$$

for some constant $C_{\mathcal{Y}_{h,R_K}}$, where $\Theta = \mathcal{Y}_{h,R_K} \cup \mathcal{A}$. Since \mathcal{Y}_{h,R_K} is compact subset of \mathbb{R}^d , $\text{diam}\Theta$ is bounded by some constant $C_\Theta < \infty$. We have the bracketing integral satisfying

$$\begin{aligned} J_{[]}(\mathcal{F}^a, L_2(P), 1) &= \int_0^1 \sqrt{\log \mathcal{N}_{[]}(\mathcal{F}^a, L_2(P), \epsilon)} d\epsilon \\ &\leq \int_0^1 \sqrt{\log \left(\frac{C_\Theta B_\pi L_K / h^{d+1}}{\epsilon} \right)^d} d\epsilon \\ &\leq \int_0^1 \sqrt{d \log \left(\frac{1}{\epsilon} \right) + d \log(B_\pi L_K)} d\epsilon < \infty. \end{aligned}$$

Hence, by Theorem 19.5 in van der Vaart (2000) $\sqrt{n}(\mathbb{P}_n - \mathbb{P}) \rightarrow \mathbb{G}$ weakly in $\ell_\infty(\mathcal{F}^a)$.

Notice that since

$$\|\hat{f}_{h,y_1}^a - \hat{f}_{h,y_2}^a\|_{L_2(P)} \leq \|\hat{f}_{h,y_1}^a - \hat{f}_{h,y_2}^a\|_\infty \leq B_\pi \frac{L_K}{h^{d+1}} \|y_1 - y_2\|_2.$$

as well, the same conclusion also holds for $\hat{\mathcal{F}}^a = \{\hat{f}_{h,y}^a : y \in \mathcal{Y}_{h,R_K}, a \in \mathcal{A}\}$. \square

Proof of Theorem 4.1. By from Claim E.1, $\hat{\psi}_h^a(y) = q_h^a(y) = 0$ if $y \notin \mathcal{Y}_{h,R_K}$. Hence $\sqrt{n}D(\hat{Q}_h^a, Q_h^a)$ can be expanded as

$$\begin{aligned}\sqrt{n}D(\hat{Q}_h^a, Q_h^a) &= \int \sqrt{n} \left| \hat{\psi}_h^a(y) - q_h^a(y) \right| dy \\ &= \int_{\mathcal{Y}_{h,R_K}} \sqrt{n} \left| \hat{\psi}_h^a(y) - q_h^a(y) \right| dy \\ &= \int_{\mathcal{Y}_{h,R_K}} \sqrt{n} \left| \mathbb{P}_n \hat{f}_{h,y}^a - \mathbb{P} f_{h,y}^a \right| dy \\ &= \int_{\mathcal{Y}_{h,R_K}} \left| \sqrt{n}(\mathbb{P}_n - \mathbb{P}) f_{h,y}^a + \sqrt{n} \mathbb{P}_n (\hat{f}_{h,y}^a - f_{h,y}^a) \right| dy. \\ &= \Phi(\sqrt{n}(\mathbb{P}_n - \mathbb{P})) + r_n,\end{aligned}$$

where $\Phi : \ell_\infty(\mathcal{F}^a) \rightarrow \mathbb{R}$ is defined by $\Phi(\mu) = \int_{\mathcal{Y}_{h,R_K}} |\mu f_{h,y}^a| dy$. Then Φ is continuous on $\ell_\infty(\mathcal{F}^a)$. Hence by Lemma G.1 $\sqrt{n}(\mathbb{P}_n - \mathbb{P}) \rightarrow \mathbb{G}$ weakly in $\ell_\infty(\mathcal{F}^a)$ and consequently the continuous mapping theorem (e.g., Kosorok, 2008, Theorem 7.7) implies

$$\Phi(\sqrt{n}(\mathbb{P}_n - \mathbb{P})) \rightarrow \Phi(\mathbb{G}) = \int_{\mathcal{Y}_{h,R_K}} |\mathbb{G} f_{h,y}^a| dy \text{ weakly in } \mathbb{R}.$$

For r_n , by the triangle inequality it follows that

$$\begin{aligned}r_n &= \sqrt{n}D(\hat{Q}_{h_a}^a, Q_{h_a}^a) - \Phi(\sqrt{n}(\mathbb{P}_n - \mathbb{P})) \\ &\leq \int_{\mathcal{Y}_{h,R_K}} |\sqrt{n} \mathbb{P}_n (\hat{f}_{h,y}^a - f_{h,y}^a)| dy \\ &\leq \int_{\mathcal{Y}_{h,R_K}} |\sqrt{n} \mathbb{P} (\hat{f}_{h,y}^a - f_{h,y}^a)| dy + \int_{\mathcal{Y}_{h,R_K}} |\sqrt{n}(\mathbb{P}_n - \mathbb{P})(\hat{f}_{h,y}^a - f_{h,y}^a)| dy.\end{aligned}$$

Then since h is fixed, from the result of Part iii in the proof of Lemma E.1 and the given condition that $\|\hat{\mu}_a - \mu_a\| \|\hat{\pi}_a - \pi_a\| = o_{\mathbb{P}}(n^{-\frac{1}{2}})$, we have

$$|\sqrt{n} \mathbb{P} (\hat{f}_{h,y}^a - f_{h,y}^a)| \leq \sqrt{n} \left\| \frac{1}{\hat{\pi}_a(X)} \right\|_{\infty} \|\hat{\mu}_a - \mu_a\| \|\hat{\pi}_a - \pi_a\| = o_{\mathbb{P}}(1),$$

and also by Lemma 2 in Kennedy et al. (2020) it follows

$$\begin{aligned}\int_{\mathcal{Y}_{h,R_K}} |\sqrt{n}(\mathbb{P}_n - \mathbb{P})(\hat{f}_{h,y}^a - f_{h,y}^a)| dy &\lesssim \sup_{y \in \mathcal{Y}_{h,R_K}} \left| \sqrt{n}(\mathbb{P}_n - \mathbb{P})(\hat{f}_{h,y}^a - f_{h,y}^a) \right| \\ &\leq \sqrt{n} O_{\mathbb{P}}(\|\hat{\mu}_a - \mu_a\| \|\hat{\pi}_a - \pi_a\|) \\ &= O_{\mathbb{P}}(o_{\mathbb{P}}(1)) = o_{\mathbb{P}}(1).\end{aligned}$$

Therefore we conclude

$$r_n = o_{\mathbb{P}}(1),$$

and by Slutsky Theorem (Kosorok, 2008, Theorem 7.15), finally we have

$$\sqrt{n}D(\hat{Q}_{h_a}^a, Q_{h_a}^a) \rightarrow \int |\mathbb{G} f_{h,y}^a| dy \text{ weakly in } \mathbb{R}.$$

□

Here, we also prove Theorem B.2 which is tailored for randomized studies under weaker assumptions. This makes our proofs for bootstrapping validity of randomized studies presented in Section 2.2 more concrete.

H Proof of Theorem B.2

For $a \in \{0, 1\}$, let $\hat{\pi}_a = \frac{1}{n} \sum_{i=1}^n \mathbb{1}_a(A_i) = \frac{n_a}{n}$. For all $y \in \mathbb{R}^d$, let $f_{h,y}^a : \{0, 1\} \times \mathbb{R} \rightarrow \mathbb{R}$ be

$$f_{h,y}^a(a', Y) = \frac{1}{h^d} K \left(\frac{\|y - Y\|_2}{h} \right) \mathbb{1}(a' = a),$$

and let $\mathcal{F}^a := \{f_{h,y}^a : y \in \mathcal{Y}_{h,R_K}, a \in \mathcal{A}\}$ where $\mathcal{Y}_{h,R_K} = \{u \in \mathbb{R}^d : \text{there exists } y \in \mathcal{Y} \text{ with } \|\frac{u-y}{h}\| \leq R_K\}$ which can be found in Claim E.1. Now we need the following Lemma H.1.

Lemma H.1. *Under the assumptions (A1), (A2'),*

$$\sqrt{n}(\mathbb{P}_n - \mathbb{P}) \rightarrow \mathbb{G} \text{ weakly in } \ell_\infty(\mathcal{F}^a).$$

Proof. First, we note that by Assumption (A2') for all $y_1, y_2 \in \mathcal{Y}_{h,R_K}$,

$$\begin{aligned} |f_{h,y_1}^a(a', Y) - f_{h,y_2}^a(a', Y)| &\leq \frac{1}{h^d} \left| K \left(\frac{\|y_1 - Y\|_2}{h} \right) - K \left(\frac{\|y_2 - Y\|_2}{h} \right) \right| \\ &\leq \frac{L_K}{h^{d+1}} \|y_1 - y_2\|_2, \end{aligned}$$

and hence for any probability measure P on $\{0, 1\} \times \mathbb{R}^d$,

$$\|f_{h,y_1}^a - f_{h,y_2}^a\|_{L_2(P)} \leq \|f_{h,y_1}^a - f_{h,y_2}^a\|_\infty \leq \frac{L_K}{h^{d+1}} \|y_1 - y_2\|_2.$$

Therefore $f_{h,y}^a$ is Lipschitz in parameter, and by Example 19.7 of van der Vaart (2000) we have the bracketing numbers satisfy

$$\mathcal{N}_{[]}(\mathcal{F}^a, L_2(P), \epsilon \frac{L_K}{h^{d+1}}) \leq C_{\mathcal{Y}_{h,R_K}} \left(\frac{\text{diam}\Theta}{\epsilon} \right)^d$$

for some constant $C_{\mathcal{Y}_{h,R_K}}$, where $\Theta = \mathcal{Y}_{h,R_K} \cup \mathcal{A}$. Since \mathcal{Y}_{h,R_K} is compact subset of \mathbb{R}^d , $\text{diam}\Theta$ is bounded by some constant $C_\Theta < \infty$. By the similar argument used in Lemma G.1, Then we have the bracketing integral satisfying

$$\begin{aligned} J_{[]}(\mathcal{F}^a, L_2(P), 1) &= \int_0^1 \sqrt{\log \mathcal{N}_{[]}(\mathcal{F}, L_2(P), \epsilon)} d\epsilon \\ &\leq \int_0^1 \sqrt{\log \left(\frac{C_\Theta L_k / h^{d+1}}{\epsilon} \right)^d} d\epsilon \\ &\leq \int_0^1 \sqrt{d \log \left(\frac{1}{\epsilon} \right) + d \log L_K} d\epsilon < \infty. \end{aligned}$$

Hence, by Theorem 19.5 in van der Vaart (2000) $\sqrt{n}(\mathbb{P}_n - \mathbb{P}) \rightarrow \mathbb{G}$ weakly in $\ell_\infty(\mathcal{F}^a)$. □

Proof of Theorem B.2. Note that from Claim E.1, $\hat{q}_h^a(y) = q_h^a(y) = 0$ if $y \notin \mathcal{Y}_{h,R_K}$. Also we note that from the proof of Proposition D.1, $q_h^a = \frac{\mathbb{E}[T_{h,y}(Y)\mathbb{1}(A=a)]}{\mathbb{P}(A=a)} = \frac{\mathbb{P}f_{h,y}^a}{\mathbb{P}\mathbb{1}_a}$. Hence $\sqrt{n}D(\hat{Q}_h^a, Q_h^a)$ can be expanded as

$$\begin{aligned} \sqrt{n}D(\hat{Q}_h^a, Q_h^a) &= \int \sqrt{n} |\hat{q}_h^a(y) - q_h^a(y)| dy \\ &= \int_{\mathcal{Y}_{h,R_K}} \sqrt{n} |\hat{q}_h^a(y) - q_h^a(y)| dy \\ &= \int_{\mathcal{Y}_{h,R_K}} \sqrt{n} \left| \frac{\mathbb{P}_n f_{h,y}^a \mathbb{1}(\mathbb{P}_n \mathbb{1}_a > 0)}{\mathbb{P}_n \mathbb{1}_a} - \frac{\mathbb{P} f_{h,y}^a}{\mathbb{P} \mathbb{1}_a} \right| dy \\ &= \int_{\mathcal{Y}_{h,R_K}} \sqrt{n} \left| \frac{\mathbb{1}(\mathbb{P}_n \mathbb{1}_a > 0)}{\mathbb{P}_n \mathbb{1}_a} \left((\mathbb{P}_n - \mathbb{P}) f_{h,y}^a - \frac{(\mathbb{P}_n - \mathbb{P}) \mathbb{1}_a \mathbb{P} f_{h,y}^a}{\mathbb{P} \mathbb{1}_a} \right) - \mathbb{1}(\mathbb{P}_n \mathbb{1}_a = 0) \frac{\mathbb{P} f_{h,y}^a}{\mathbb{P} \mathbb{1}_a} \right| dy \\ &= \int_{\mathcal{Y}_{h,R_K}} \left| \frac{\mathbb{1}(\hat{\pi}_a > 0)}{\hat{\pi}_a} (\sqrt{n}(\mathbb{P}_n - \mathbb{P}) f_{h,y}^a - q_h^a(y) \sqrt{n}(\mathbb{P}_n - \mathbb{P}) \mathbb{1}_a) - q_h^a(y) \sqrt{n} \mathbb{1}(\hat{\pi}_a = 0) \right| dy. \end{aligned}$$

Hence by letting $\Phi : \ell_\infty(\mathcal{F}_a) \times [0, 1] \times \ell_\infty(\mathbb{R}) \rightarrow \mathbb{R}$ as $\Phi(\mu, \theta, q) = \frac{\mathbb{1}(\theta > 0)}{\theta} \int_{\mathcal{Y}_{h,R_K}} |\mu f_{h,y}^a - q(y) \mu \mathbb{1}_a| dy$, then Φ is continuous on $\ell_\infty(\mathcal{F}_a) \times (0, 1] \times \ell_\infty(\mathbb{R})$, and

$$\left| \sqrt{n}D(\hat{Q}_h^a, Q_h^a) - \Phi(\sqrt{n}(\mathbb{P}_n - \mathbb{P}), \hat{\pi}_a, q_h^a) \right| \leq \sqrt{n} \mathbb{1}(\hat{\pi}_a = 0) \int_{\mathcal{Y}_{h,R_K}} q_h^a(y) dy.$$

Now, note that from strong law of large numbers, $\hat{\pi}_a \rightarrow \pi_a > 0$ a.s.. Hence by Lemma H.1 and continuous mapping theorem (e.g., Kosorok (2008, Theorem 7.7)) applied to $\sqrt{n}(\mathbb{P}_n - \mathbb{P}) \rightarrow \mathbb{G}$ and $\hat{\pi}_a \rightarrow \pi_a$, we have

$$\Phi(\sqrt{n}(\mathbb{P}_n - \mathbb{P}), \hat{\pi}_a, q_h^a) \rightarrow \Phi(\mathbb{G}, \pi_a, q_h^a) = \frac{1}{\pi_a} \int |\mathbb{G} f_{h,y}^a - q_h^a(y) \mathbb{G} \mathbb{1}_a| dy \text{ in distribution.}$$

Also, note that

$$\mathbb{E} [\sqrt{n} \mathbb{1}(\hat{\pi}_a = 0)] = \sqrt{n} (1 - \pi_a)^n \rightarrow 0.$$

Then by Markov inequality, we have

$$\left| \sqrt{n}D(\hat{Q}_h^a, Q_h^a) - \Phi(\sqrt{n}(\mathbb{P}_n - \mathbb{P}), \hat{\pi}_a, q_h^a) \right| \rightarrow 0 \text{ in probability,}$$

and consequently

$$\sqrt{n}D(\hat{Q}_h^a, Q_h^a) \rightarrow \frac{1}{\pi_a} \int |\mathbb{G} f_{h,y}^a - q_h^a(y) \mathbb{G} \mathbb{1}_a| dy \text{ in distribution.}$$

□

Finally, we elaborate why bootstrap algorithms 1,2,3 are valid approaches for our estimator under different settings.

I Bootstrap validity of Theorem 4.2

For this case, $\theta = D(Q_h^1, Q_h^0)$ and $\hat{\theta} = D(\widehat{Q}_h^1, \widehat{Q}_h^0)$. Then $|\hat{\theta} - \theta| \leq D(\widehat{Q}_h^1, Q_h^1) + D(\widehat{Q}_h^0, Q_h^0)$, hence one of the sufficient condition for the confidence interval \widehat{C}_α to be valid is

$$\liminf_{n \rightarrow \infty} \mathbb{P}(D(\widehat{Q}_h^1, Q_h^1) + D(\widehat{Q}_h^0, Q_h^0) \leq c_n) \geq 1 - \alpha.$$

And this is implied from

$$\begin{aligned} \liminf_{n \rightarrow \infty} \mathbb{P}\left(\sqrt{n}D(\widehat{Q}_h^1, Q_h^1) \leq \hat{z}_{\alpha/2}^0\right) &\geq 1 - \frac{\alpha}{2}, \\ \liminf_{n \rightarrow \infty} \mathbb{P}\left(\sqrt{n}D(\widehat{Q}_h^0, Q_h^0) \leq \hat{z}_{\alpha/2}^1\right) &\geq 1 - \frac{\alpha}{2}. \end{aligned}$$

Hence it suffice to show that $\sqrt{n}D(\widehat{Q}_h^a, Q_h^a)$ and $\sqrt{n}D(\widehat{Q}_h^{a*}, \widehat{Q}_h^a)$ converges to the same distribution.

For all $y \in \mathbb{R}^d$, define $\hat{f}_{h,y}^a, f_{h,y}^a$ in the same way as in Section E.1. Moreover, define $\mathcal{F}^a = \{f_{h,y}^a : y \in \mathbb{R}\}$.

Theorem I.1. *Under the assumptions (A1), (A2), (B1), (B2),*

$$\sqrt{n}D(\widehat{Q}_{h_a}^a, Q_{h_a}^a) \rightarrow \int |\mathbb{G}f_y^a| dy \text{ weakly in } \mathbb{R}, \quad (25)$$

$$\sqrt{n}D((\widehat{Q}_h^a)^*, \widehat{Q}_h^a) \rightarrow \int |\mathbb{G}f_y^a| dy \text{ weakly in } \mathbb{R}, \quad (26)$$

where \mathbb{G} is a centered Gaussian process with $\text{Cov}[\mathbb{G}(f), \mathbb{G}(g)] = \int fgd\mathbb{P} - \int f d\mathbb{P} \int gd\mathbb{P}$.

Proof. Note that we already have shown (25) in Theorem 4.1, and thereby we are to left show (26) which can be done in a similar fashion to Theorem 4.1.

On the other hand, by Lemma G.1 and Theorem (2.1) we have

$$\sqrt{n}(\mathbb{P}_n^* - \mathbb{P}_n) \rightarrow \mathbb{G} \text{ weakly in } \ell_\infty(\mathcal{F}^a). \quad (27)$$

Then as similarly in the proof of Theorem 4.1, $\sqrt{n}D((\widehat{Q}_h^a)^*, \widehat{Q}_h^a)$ can be expanded as

$$\begin{aligned} \sqrt{n}D((\widehat{Q}_h^a)^*, \widehat{Q}_h^a) &= \int \sqrt{n} \left| (\hat{\psi}_h^a)^*(y) - \hat{\psi}_h^a(y) \right| dy \\ &= \int_{\mathcal{Y}_{h,R_K}} \sqrt{n} \left| (\hat{\psi}_h^a)^*(y) - \hat{\psi}_h^a(y) \right| dy \\ &= \int_{\mathcal{Y}_{h,R_K}} \sqrt{n} \left| (\mathbb{P}_n^* - \mathbb{P}_n) \hat{f}_{h,y}^a \right| dy \\ &= \int_{\mathcal{Y}_{h,R_K}} \sqrt{n} \left| (\mathbb{P}_n^* - \mathbb{P}_n) f_{h,y}^a + (\mathbb{P}_n^* - \mathbb{P}_n) (\hat{f}_{h,y}^a - f_{h,y}^a) \right| dy \\ &= \Phi(\sqrt{n}(\mathbb{P}_n^* - \mathbb{P}_n)) + r_n, \end{aligned}$$

where we define $\Phi : \ell_\infty(\mathcal{F}_a) \rightarrow \mathbb{R}$ by $\Phi(\mu) = \int |\mu f_{h,y}^a| dy$. Now that we have the above expansion, by the triangle inequality

$$\begin{aligned} r_n &= \int_{\mathcal{Y}_{h,R_K}} \sqrt{n} \left| (\mathbb{P}_n^* - \mathbb{P}_n) \hat{f}_{h,y}^a \right| dy - \Phi(\sqrt{n}(\mathbb{P}_n^* - \mathbb{P}_n)) \\ &\leq \int_{\mathcal{Y}_{h,R_K}} |\sqrt{n}(\mathbb{P}_n^* - \mathbb{P}_n)(\hat{f}_{h,y}^a - f_{h,y}^a)| dy. \end{aligned}$$

Since the map Φ is continuous on $\ell_\infty(\mathcal{F}_a)$, by the continuous mapping theorem (e.g., Kosorok, 2008, Theorem 7.7) and (27), first we have

$$\Phi(\sqrt{n}(\mathbb{P}_n^* - \mathbb{P}_n)) \rightarrow \Phi(\mathbb{G}) = \int_{\mathcal{Y}_{h,R_K}} |\mathbb{G} f_{h,y}^a| dy \text{ a.s. weakly in } \mathbb{R}.$$

Next, note that (27) and Theorem 2.1 implies that $\sqrt{n}(\mathbb{P}_n^* - \mathbb{P}) \rightarrow \mathbb{G}$ weakly in $\ell_\infty(\mathcal{F}^a)$. Also we showed in the proof of Theorem 4.1 that $\sqrt{n}(\mathbb{P}_n - \mathbb{P})(\hat{f}_{h,y}^a - f_{h,y}^a) = o_{\mathbb{P}}(1)$. Hence, again by the continuous mapping theorem (e.g., Kosorok, 2008, Theorem 7.7) and the triangle inequality we get

$$\begin{aligned} \left| \sqrt{n}(\mathbb{P}_n^* - \mathbb{P}_n)(\hat{f}_{h,y}^a - f_{h,y}^a) \right| &\leq \left| \sqrt{n}(\mathbb{P}_n^* - \mathbb{P})(\hat{f}_{h,y}^a - f_{h,y}^a) \right| + \left| \sqrt{n}(\mathbb{P}_n - \mathbb{P})(\hat{f}_{h,y}^a - f_{h,y}^a) \right| \\ &= O_{\mathbb{P}}(o_{\mathbb{P}}(1)) + o_{\mathbb{P}}(1) = o_{\mathbb{P}}(1), \end{aligned}$$

which implies $\int_{\mathcal{Y}_{h,R_K}} |\sqrt{n}(\mathbb{P}_n^* - \mathbb{P}_n)(\hat{f}_{h,y}^a - f_{h,y}^a)| dy = o_{\mathbb{P}}(1)$. Thus we conclude

$$r_n = o_{\mathbb{P}}(1).$$

Finally, putting these together we obtain

$$\sqrt{n}D((\widehat{Q}_h^a)^*, \widehat{Q}_h^a) \rightarrow \int |\mathbb{G} f_y^a| dy \text{ a.s. weakly in } \mathbb{R}.$$

□

J Bootstrap validity of Theorem 4.2 for single-source randomized study

For $\theta = D(Q_{h_1}^1, Q_{h_0}^0)$ and $\hat{\theta} = D(\widehat{Q}_{h_1}^1, \widehat{Q}_{h_0}^0)$, by triangle inequality we have $|\hat{\theta} - \theta| \leq D(\widehat{Q}_{h_1}^1, Q_{h_1}^1) + D(\widehat{Q}_{h_0}^0, Q_{h_0}^0)$, hence one of the sufficient condition for the confidence interval \hat{C}_α to be valid is

$$\liminf_{n \rightarrow \infty} \mathbb{P}(D(\widehat{Q}_{h_1}^1, Q_{h_1}^1) + D(\widehat{Q}_{h_0}^0, Q_{h_0}^0) \leq c_n) \geq 1 - \alpha.$$

And this is implied from

$$\begin{aligned} \liminf_{n \rightarrow \infty} \mathbb{P}\left(\sqrt{n}D(\widehat{Q}_{h_1}^1, Q_{h_1}^1) \leq \hat{z}_{\alpha/2}^1\right) &\geq 1 - \frac{\alpha}{2}, \\ \liminf_{n \rightarrow \infty} \mathbb{P}\left(\sqrt{n}D(\widehat{Q}_{h_0}^0, Q_{h_0}^0) \leq \hat{z}_{\alpha/2}^0\right) &\geq 1 - \frac{\alpha}{2}. \end{aligned}$$

Hence it suffice to show that $\sqrt{n}D(\widehat{Q}_h^a, Q_h^a)$ and $\sqrt{n}D(\widehat{Q}_h^{a*}, \widehat{Q}_h^a)$ converges to the same distribution.

As in Section H, for $a \in \{0, 1\}$, we let $\widehat{\pi}_a = \frac{1}{n} \sum_{i=1}^n \mathbb{1}_a(A_i) = \frac{n_a}{n}$. For all $y \in \mathbb{R}^d$, let $f_{h,y}^a : \{0, 1\} \times \mathbb{R}^d \rightarrow \mathbb{R}$ be

$$f_{h,y}^a(a', Y) = \frac{1}{h^d} K\left(\frac{\|y - Y\|_2}{h}\right) \mathbb{1}(a' = a),$$

and let $\mathcal{F}^a := \{f_{h,y}^a : y \in \mathcal{Y}_{h,R_K}, a \in \mathcal{A}\}$.

Theorem J.1. *Under the assumptions (A1), (A2'),*

$$\sqrt{n}D(\widehat{Q}_h^a, Q_h^a) \rightarrow \frac{1}{\pi_a} \int |\mathbb{G}(f_{h,y}^a) - q_h^a(y)\mathbb{G}(\mathbb{1}_a)| dy \text{ weakly in } \mathbb{R}, \quad (28)$$

$$\sqrt{n}D((\widehat{Q}_h^a)^*, \widehat{Q}_h^a) \rightarrow \frac{1}{\pi_a} \int |\mathbb{G}(f_{h,y}^a) - q_h^a(y)\mathbb{G}(\mathbb{1}_a)| dy \text{ weakly in } \mathbb{R}, \quad (29)$$

where \mathbb{G} is a centered Gaussian process with $\text{Cov}[\mathbb{G}(f), \mathbb{G}(g)] = \int fgd\mathbb{P} - \int fd\mathbb{P} \int gd\mathbb{P}$.

Proof. We already have (28) from the result of Theorem B.2. Hence we are left to show (29), which can be done by Theorem (2.1) and repetition of the proof of Theorem B.2.

Combining Lemma H.1 and Theorem (2.1) implies that

$$\sqrt{n}(\mathbb{P}_n^* - \mathbb{P}_n) \rightarrow \mathbb{G} \text{ weakly in } \ell_\infty(\mathcal{F}^a).$$

Then similarly as in the proof of Theorem B.2 in Section H, $\sqrt{n}D((\widehat{Q}_h^a)^*, \widehat{Q}_h^a)$ can be expanded as

$$\begin{aligned} \sqrt{n}D((\widehat{Q}_h^a)^*, \widehat{Q}_h^a) &= \int \sqrt{n} |(\widehat{q}_h^a)^*(y) - \widehat{q}_h^a(y)| dy \\ &= \int_{\mathcal{Y}_{h,R_K}} \sqrt{n} \left| \frac{\mathbb{P}_n^* f_{h,y}^a \mathbb{1}(\mathbb{P}_n^* \mathbb{1}_a > 0)}{\mathbb{P}_n^* \mathbb{1}_a} - \frac{\mathbb{P}_n f_{h,y}^a \mathbb{1}(\mathbb{P}_n \mathbb{1}_a > 0)}{\mathbb{P}_n \mathbb{1}_a} \right| dy \\ &= \int_{\mathcal{Y}_{h,R_K}} \sqrt{n} \left| \frac{\mathbb{1}(\mathbb{P}_n^* \mathbb{1}_a > 0) \mathbb{1}(\mathbb{P}_n \mathbb{1}_a > 0)}{\mathbb{P}_n^* \mathbb{1}_a} \left\{ (\mathbb{P}_n^* - \mathbb{P}_n) f_{h,y}^a - \frac{(\mathbb{P}_n^* - \mathbb{P}_n) \mathbb{1}_a \mathbb{P}_n f_{h,y}^a \mathbb{1}(\mathbb{P}_n \mathbb{1}_a > 0)}{\mathbb{P}_n \mathbb{1}_a} \right\} \right. \\ &\quad \left. + \frac{\mathbb{P}_n^* f_{h,y}^a \mathbb{1}(\mathbb{P}_n^* \mathbb{1}_a > 0) \mathbb{1}(\mathbb{P}_n \mathbb{1}_a = 0)}{\mathbb{P}_n^* \mathbb{1}_a} - \frac{\mathbb{P}_n f_{h,y}^a \mathbb{1}(\mathbb{P}_n \mathbb{1}_a > 0) \mathbb{1}(\mathbb{P}_n^* \mathbb{1}_a = 0)}{\mathbb{P}_n \mathbb{1}_a} \right| dy \\ &= \int_{\mathcal{Y}_{h,R_K}} \left| \frac{\mathbb{1}((\widehat{\pi}_a)^* > 0) \mathbb{1}(\widehat{\pi}_a > 0)}{(\widehat{\pi}_a)^*} \left\{ \sqrt{n}(\mathbb{P}_n^* - \mathbb{P}_n) f_{h,y}^a - \widehat{q}_h^a(y) \sqrt{n}(\mathbb{P}_n^* - \mathbb{P}_n) \mathbb{1}_a \right\} \right. \\ &\quad \left. + \sqrt{n} \frac{\mathbb{P}_n^* f_{h,y}^a \mathbb{1}((\widehat{\pi}_a)^* > 0) \mathbb{1}(\widehat{\pi}_a = 0)}{(\widehat{\pi}_a)^*} - \sqrt{n} \frac{\mathbb{P}_n f_{h,y}^a \mathbb{1}(\widehat{\pi}_a > 0) \mathbb{1}((\widehat{\pi}_a)^* = 0)}{\widehat{\pi}_a} \right| dy. \end{aligned} \quad (30)$$

Now define a function $\Phi : \ell_\infty(\mathcal{F}_a) \times [0, 1] \times [0, 1] \times \ell_\infty(\mathbb{R}) \rightarrow \mathbb{R}$ by $\Phi(\mu, \theta, \theta^*, q) = \frac{\mathbb{1}(\theta > 0) \mathbb{1}(\theta^* > 0)}{\theta^*} \int |\mu f_y^a - q(y)\mu \mathbb{1}_a| dy$. Then Φ is continuous on $\ell_\infty(\mathcal{F}_a) \times [0, 1] \times (0, 1] \times \ell_\infty(\mathbb{R})$.

Note that by the strong law of large numbers, $\widehat{\pi}_a \rightarrow \pi_a > 0$ a.s., $(\widehat{\pi}_a)^* \rightarrow \pi_a > 0$ a.s., and

$\hat{q}_h^a \rightarrow q_h^a$ a.s.. Hence by the continuous mapping theorem (e.g., Kosorok, 2008, Theorem 7.7)) together with $\sqrt{n}(\mathbb{P}_n^* - \mathbb{P}_n) \rightarrow \mathbb{G}$ as shown previously, we have

$$\Phi(\sqrt{n}(\mathbb{P}_n^* - \mathbb{P}_n), \hat{\pi}_a, (\hat{\pi}_a)^*, \hat{q}_{h_a}^a) \rightarrow \Phi(\mathbb{G}, \pi_a, \pi_a, q_h^a) = \frac{1}{\pi_a} \int |\mathbb{G}f_{h,y}^a - q_h^a(y)\mathbb{G}\mathbb{1}_a| dy \text{ weakly in } \mathbb{R}.$$

Next, by (30) it follows that

$$\begin{aligned} & \left| \sqrt{n}D((\widehat{Q}_h^a)^*, \widehat{Q}_h^a) - \Phi(\sqrt{n}(\mathbb{P}_n^* - \mathbb{P}_n), \hat{\pi}_a, (\hat{\pi}_a)^*, \hat{q}_h^a) \right| \\ & \leq \sqrt{n}\mathbb{1}(\hat{\pi}_a = 0) \int_{\mathcal{Y}_{h,R_K}} \frac{\mathbb{P}_n^* f_{h,y}^a \mathbb{1}((\hat{\pi}_a)^* > 0)}{(\hat{\pi}_a)^*} dy + \sqrt{n}\mathbb{1}((\hat{\pi}_a)^* = 0) \int_{\mathcal{Y}_{h,R_K}} \frac{\mathbb{P}_n f_{h,y}^a \mathbb{1}(\hat{\pi}_a > 0)}{\hat{\pi}_a} dy. \end{aligned}$$

For the first term in the last display, we have

$$\begin{aligned} \mathbb{P} \left\{ \sqrt{n}\mathbb{1}(\hat{\pi}_a = 0) \int_{\mathcal{Y}_{h,R_K}} \frac{\mathbb{P}_n^* f_{h,y}^a \mathbb{1}((\hat{\pi}_a)^* > 0)}{(\hat{\pi}_a)^*} dy \right\} & \leq \mathbb{P} \left\{ \sqrt{n}\mathbb{1}(\hat{\pi}_a = 0) \int_{\mathcal{Y}_{h,R_K}} h^{-d} \|K\|_2 dy \right\} \\ & = \sqrt{n}(1 - \pi_a)^n h^{-d} \|K\|_2 \text{Vol}(\mathbb{B}_{R_K}(0)) \\ & \rightarrow 0, \end{aligned}$$

where the first inequality follows by assumption (A2). Then by Markov inequality,

$$\left| \sqrt{n}D((\widehat{Q}_h^a)^*, \widehat{Q}_h^a) - \Phi(\sqrt{n}(\mathbb{P}_n^* - \mathbb{P}_n), \hat{\pi}_a, (\hat{\pi}_a)^*, \hat{q}_h^a) \right| \rightarrow 0 \text{ in probability.}$$

And hence,

$$\sqrt{n}D\left((\widehat{Q}_h^a)^*, \widehat{Q}_h^a\right) \rightarrow \frac{1}{\pi_a} \int |\mathbb{G}f_{h,y}^a - q_h^a(y)\mathbb{G}\mathbb{1}_a| dy \text{ weakly in } \mathbb{R}.$$

□

K Bootstrap validity of Theorem 4.2 for multi-source randomized study

For this case, $\theta = \mathbb{E}_{\mathbb{P}} [D(Q_{h_1}^1, Q_{h_0}^0)]$ and $\hat{\theta} = \frac{1}{N} \sum_{i=1}^N D(\widehat{Q}_{h_1}^1, \widehat{Q}_{h_0}^0)$. Then

$$\begin{aligned} |\hat{\theta} - \theta| & \leq \left| \frac{1}{N} \sum_{i=1}^N \left(D(\widehat{Q}_{h_1}^1, \widehat{Q}_{h_0}^0) - D((Q_{h_1}^1)_i, (Q_{h_0}^0)_i) \right) \right| \\ & \quad + \left| \frac{1}{N} \sum_{i=1}^N D((Q_{h_1}^1)_i, (Q_{h_0}^0)_i) - \mathbb{E}_{\mathbb{P}} [D(Q_{h_1}^1, Q_{h_0}^0)] \right| \\ & \leq \frac{1}{N} \sum_{i=1}^N D((\widehat{Q}_{h_1}^1)_i, (Q_{h_1}^1)_i) + \frac{1}{N} \sum_{i=1}^N D((\widehat{Q}_{h_0}^0)_i, (Q_{h_0}^0)_i) \\ & \quad + \left| \frac{1}{N} \sum_{i=1}^N D((Q_{h_1}^1)_i, (Q_{h_0}^0)_i) - \mathbb{E}_{\mathbb{P}} [D(Q_{h_1}^1, Q_{h_0}^0)] \right|, \end{aligned}$$

hence one of the sufficient condition for the confidence interval \hat{C}_α to be valid is

$$\begin{aligned} & \liminf_{n \rightarrow \infty} \mathbb{P} \left(\frac{1}{N} \sum_{i=1}^N D((\widehat{Q}_{h_1}^1)_i, (Q_{h_1}^1)_i) + \frac{1}{N} \sum_{i=1}^N D((\widehat{Q}_{h_0}^0)_i, (Q_{h_0}^0)_i) \right. \\ & \left. + \left| \frac{1}{N} \sum_{i=1}^N D((Q_{h_1}^1)_i, (Q_{h_0}^0)_i) - \mathbb{E}_{\mathbb{P}} [D(Q_{h_1}^1, Q_{h_0}^0)] \right| \leq \frac{\bar{D}^1}{\sqrt{n}} + \frac{\bar{D}^0}{\sqrt{n}} + \frac{\hat{z}_\alpha}{\sqrt{N}} \right) \geq 1 - \alpha. \end{aligned}$$

And this is implied from

$$\frac{1}{N} \sum_{i=1}^N \sqrt{n} D((\widehat{Q}_{h_a}^a)_i, (Q_{h_a}^a)_i) \text{ and } \bar{D}^a \text{ converges to same limit,}$$

$$\liminf_{n \rightarrow \infty} \mathbb{P} \left(\sqrt{N} \left| \frac{1}{N} \sum_{i=1}^N D((Q_{h_1}^1)_i, (Q_{h_0}^0)_i) - \mathbb{E}_{\mathbb{P}} [D(Q_{h_1}^1, Q_{h_0}^0)] \right| \leq \hat{z}_\alpha \right) \geq 1 - \alpha.$$

And for the second one, it suffice to show that $\sqrt{N} \left(\frac{1}{N} \sum_{i=1}^N D((Q_{h_1}^1)_i, (Q_{h_0}^0)_i) - \mathbb{E}_{\mathbb{P}} [D(Q_{h_1}^1, Q_{h_0}^0)] \right)$ and

$\sqrt{N} \left(\frac{1}{N} \sum_{i=1}^N D((Q_{h_1}^1)_i^*, (Q_{h_0}^0)_i^*) - \frac{1}{N} \sum_{i=1}^N D((Q_{h_1}^1)_i, (Q_{h_0}^0)_i) \right)$ converges to same distribution, and then plugging in $(\widehat{Q}_{h_a}^a)_i$ in place of $(Q_{h_a}^a)_i$ when computing \hat{z}_α .

Theorem K.1. *Under the assumptions (A1), (A2'),*

$$\frac{1}{N} \sum_{i=1}^N \sqrt{n} D((\widehat{Q}_{h_1}^1)_i, (Q_{h_1}^1)_i) \rightarrow \mathbb{E}_{\mathbb{P}} \left[\frac{1}{\pi_a} \int |\mathbb{G}(f_{h,y}^a) - q_h^a(y) \mathbb{G}(\mathbb{1}_a)| dy \right] \text{ a.s.}, \quad (31)$$

$$\bar{D}^a \rightarrow \mathbb{E}_{\mathbb{P}} \left[\frac{1}{\pi_a} \int |\mathbb{G}(f_{h,y}^a) - q_h^a(y) \mathbb{G}(\mathbb{1}_a)| dy \right] \text{ a.s.} \quad (32)$$

Proof. For (31), from Theorem J.1 and stong law of large numbers,

$$\frac{1}{N} \sum_{i=1}^N \sqrt{n} D((\widehat{Q}_{h_1}^1)_i, (Q_{h_1}^1)_i) \rightarrow \mathbb{E}_{\mathbb{P}} \left[\frac{1}{\pi_a} \int |\mathbb{G}(f_{h,y}^a) - q_h^a(y) \mathbb{G}(\mathbb{1}_a)| dy \right] \text{ a.s.}$$

For (32), note that $\bar{D}^a = \frac{1}{N} \sum_{i=1}^N \sqrt{n} D((\widehat{Q}_{h_a}^a)_i^*, (\widehat{Q}_{h_a}^a)_i)$. Then from Theorem J.1 and stong law of large numbers,

$$\bar{D}^a \rightarrow \mathbb{E}_{\mathbb{P}} \left[\frac{1}{\pi_a} \int |\mathbb{G}(f_{h,y}^a) - q_h^a(y) \mathbb{G}(\mathbb{1}_a)| dy \right] \text{ a.s.}$$

□

Theorem K.2. *Under the assumptions (A1), (A2'),*

$$\sqrt{N} \left(\frac{1}{N} \sum_{i=1}^N D((Q_{h_1}^1)_i, (Q_{h_0}^0)_i) - \mathbb{E}_{\mathbb{P}} [D(Q_{h_1}^1, Q_{h_0}^0)] \right) \rightarrow \mathcal{N} (0, \text{Var}_{\mathbb{P}} [D(Q_{h_1}^1, Q_{h_0}^0)]) \quad (33)$$

$$\sqrt{N} \left(\frac{1}{N} \sum_{i=1}^N D((Q_{h_1}^1)_i^*, (Q_{h_0}^0)_i^*) - \frac{1}{N} \sum_{i=1}^N D((Q_{h_1}^1)_i, (Q_{h_0}^0)_i) \right) \rightarrow \mathcal{N} (0, \text{Var}_{\mathbb{P}} [D(Q_{h_1}^1, Q_{h_0}^0)]) \text{ a.s.} \quad (34)$$

Proof. For (33), note that $\frac{1}{N} \sum_{i=1}^N D((Q_{h_1}^1)_i, (Q_{h_0}^0)_i) - \mathbb{E}_{\mathbb{P}} [D(Q_{h_1}^1, Q_{h_0}^0)] = (\mathcal{P}_N - \mathcal{P})\Phi$, where $\Phi(\mathbb{P}) = D(Q_{h_1}^1, Q_{h_0}^0)$. Hence from Central Limit Theorem,

$$\sqrt{N} \left(\frac{1}{N} \sum_{i=1}^N D((Q_{h_1}^1)_i, (Q_{h_0}^0)_i) - \mathbb{E}_{\mathbb{P}} [D(Q_{h_1}^1, Q_{h_0}^0)] \right) \rightarrow \mathcal{N}(0, \text{Var}_{\mathbb{P}} [D(Q_{h_1}^1, Q_{h_0}^0)]).$$

For (34) note that $\frac{1}{N} \sum_{i=1}^N D((Q_{h_1}^1)_i^*, (Q_{h_0}^0)_i^*) - \frac{1}{N} \sum_{i=1}^N D((Q_{h_1}^1)_i, (Q_{h_0}^0)_i) = (\mathcal{P}_N^* - \mathcal{P}_N)\Phi$. Hence from (33) and Theorem (2.1),

$$\sqrt{N} \left(\frac{1}{N} \sum_{i=1}^N D((Q_{h_1}^1)_i^*, (Q_{h_0}^0)_i^*) - \frac{1}{N} \sum_{i=1}^N D((Q_{h_1}^1)_i, (Q_{h_0}^0)_i) \right) \rightarrow \mathcal{N}(0, \text{Var}_{\mathbb{P}} [D(Q_{h_1}^1, Q_{h_0}^0)]) \text{ a.s.}$$

□