

# On Adversarial Risk and Training

Arun Sai Suggala<sup>‡</sup> Adarsh Prasad<sup>‡</sup> Vaishnavh Nagarajan<sup>†</sup> Pradeep Ravikumar<sup>‡</sup>

Machine Learning Department<sup>‡</sup>  
Computer Science Department<sup>†</sup>  
Carnegie Mellon University,  
Pittsburgh, PA 15213.

## Abstract

In this work we formally define the notions of adversarial perturbations, adversarial risk and adversarial training and analyze their properties. Our analysis provides several interesting insights into adversarial risk, adversarial training, and their relation to the classification risk, “traditional” training. We also show that adversarial training can result in models with better classification accuracy and can result in better explainable models than traditional training. Although adversarial training is computationally expensive, our results and insights suggest that one should prefer adversarial training over traditional risk minimization for learning complex models from data.

## 1 Introduction

Recent works on deep networks have shown that the output of neural networks is vulnerable to even a small amount of perturbation to the input [1, 2]. These perturbations, usually referred to as “adversarial” perturbations, are imperceivable by humans and can deceive even state-of-the-art models to make incorrect predictions. Consequently, a line of work in deep learning has focused on defending against such attacks/perturbations [3, 4, 5, 6]. This has resulted in several techniques for learning models that are robust to adversarial attacks. We provide a brief review of the existing work on defenses in Section 3. Another concurrent line of work has focused on developing attacks to break the defense techniques [7, 8]. While great progress has been made in developing models that are robust to adversarial perturbations, there is relatively less work on understanding adversarial attacks and adversarial training from a theoretical perspective. Moreover there is no standard/widely accepted definition of adversarial perturbation and adversarial risk.

In this work we first formally define the notions of adversarial perturbations, adversarial risk. Next, we study the properties of adversarial risk, adversarial training and show how they are related to traditional risk minimization. Our analysis of adversarial training highlights the implicit assumptions that are made in minimization of the commonly used adversarial training objective. We also provide several interesting insights into adversarial risk, its behavior in high dimensional spaces and its relation to the classification risk. Finally we highlight some additional benefits of adversarial training. Specifically, we show that adversarial training can result in models with better classification accuracy and can result in better explainable models than traditional risk minimization. Our results and insights in the paper suggest that one should prefer adversarial training over traditional risk minimization for learning complex models from data.

## 2 Preliminaries

In this section we set up the notation and review necessary background on risk minimization. To simplify the presentation in the paper, we only consider the binary classification problem. However, it is straight forward to extend the analysis to multi-class classification.

Let  $(x, y) \in \mathbb{R}^p \times \{-1, 1\}$  denote the covariate, label pair which follows a probability distribution  $\mathcal{P}$ . Let  $S_n = \{(x_i, y_i)\}_{i=1}^n$  be  $n$  i.i.d samples drawn from  $\mathcal{P}$ . Let  $f : \mathbb{R}^p \rightarrow \mathbb{R}$  denote a score based classifier, which assigns  $x$  to class 1, if  $f(x) > 0$ . We define the population and empirical risks of classifier  $f$  as

$$R_{0-1}(f) = \mathbb{E}[\ell_{0-1}(f(x), y)], \quad R_{n,0-1}(f) = \frac{1}{n} \sum_{i=1}^n \ell_{0-1}(f(x_i), y_i),$$

where  $\ell_{0-1}$  is defined as  $\ell_{0-1}(f(x), y) = \mathbb{I}(\text{sign}(f(x)) \neq y)$ ,  $\text{sign}(\alpha) = 1$  if  $\alpha > 0$  and  $-1$  otherwise. Given  $S_n$ , the objective of empirical risk minimization (ERM) is to estimate a classifier with low population risk  $R(f)$ . Since optimization of 0/1 loss is computationally intractable, it is often replaced with a convex surrogate loss function  $\ell(f(x), y) = \phi(yf(x))$ , where  $\phi : \mathbb{R} \rightarrow [0, \infty)$ . Logistic loss is a popularly used surrogate loss and is defined as  $\ell(f(x), y) = \log(1 + e^{-yf(x)})$ . We let  $R(f), R_n(f)$  denote the population and empirical risk functions obtained by replacing  $\ell_{0-1}$  with  $\ell$  in  $R_{0-1}(f), R_{n,0-1}(f)$ . Finally, let  $\eta(x) = \text{sign}(2\mathbb{P}(y = 1|x) - 1)$  be the Bayes optimal decision rule. We assume that the set of points where  $\eta(x) = \frac{1}{2}$  has measure 0.

## 3 Motivation and Related Work

We now briefly review the existing literature on adversarial robustness. Existing works define an adversarial perturbation at a point  $x$ , for a classifier  $f$  as any perturbation  $\delta$  with a small norm, measured w.r.t some distance metric, which changes the output of the classifier; that is  $f(x + \delta) \neq f(x)$ . Typically the distance metric is chosen to be an  $L_p$  norm. Most of the existing techniques for adversarial training minimize the worst case error against all possible perturbations

$$\mathbb{E}_{(x,y) \sim \mathcal{P}} \left[ \sup_{\delta: \|\delta\| \leq \epsilon} \ell(f(x + \delta), y) \right]. \quad (1)$$

Goodfellow et al. [1], Madry et al. [5], Carlini and Wagner [9] use heuristics to approximately minimize the above objective. In each iteration of the optimization, these techniques first use heuristics to approximately solve the inner maximization problem and then compute a descent direction using the resulting maximizers. Tsuzuku et al. [10] provide a training algorithm which tries to find large margin classifiers with small Lipschitz constants, thus ensuring robustness to adversarial perturbations. A recent line of work has focused on optimizing an upper bound of the above objective. Kolter and Wong [4], Raghunathan et al. [6] provide SDP and LP based upper bound relaxations of the objective, which can be solved efficiently for small networks. Since optimization of objective (1) is difficult, Sinha et al. [11] proposed to optimize the following distributional robustness objective, which is a slightly weaker notion of robustness

$$\min_f \max_{\mathcal{Q}: d(\mathcal{P}, \mathcal{Q}) \leq \epsilon} \mathbb{E}_{(x,y) \sim \mathcal{Q}} [\ell(f(x), y)], \quad (2)$$

where  $d(\mathcal{P}, \mathcal{Q})$  is an appropriately chosen distance metric between probability distributions.

Another line of work on adversarial robustness has focused on studying adversarial risk from a theoretical perspective. These works characterize the robustness at a point  $x$  in terms of how much perturbation a classifier can tolerate at a point, without changing its prediction

$$r(x) = \min_{\delta \in \mathcal{S}} \|\delta\| \text{ s.t. } \text{sign}(f(x)) \neq \text{sign}(f(x + \delta)), \quad (3)$$

where  $\mathcal{S}$  is some subspace. The expected adversarial radius is defined as  $\mathbb{E}[r(x)]$  [12, 13, 14]. Fawzi et al. [12] theoretically study the expected adversarial radius, for any classifier  $f$  and suggest that there is a trade-off between adversarial robustness and the prediction accuracy ( $\mathbb{P}(y = f(x))$ ). Specifically, their results suggest that if the prediction accuracy is high then  $\mathbb{E}[r(x)]$  could be small.

A careful inspection of adversarial perturbation and adversarial radius defined in Equations (1),(3) brings into light the issues with these definitions. A major issue with these definitions is that they assume the response variable  $y$  is smooth in a neighborhood of  $x$ , which may not be true in general. For example, if a perturbation  $\delta$  is such that “true label” at  $x$  is not same as the “true label” at  $x + \delta$  then the perturbation shouldn’t be considered as adversarial. This incorrect definition of adversarial perturbation has resulted in several recent works claiming that there exists a “trade-off between adversarial robustness and generalization”. An evidence against these claims is the fact that in image classification tasks, humans are robust classifiers with low error rate.

To be more concrete, consider two points  $(x_1, 1)$  and  $(x_1 + \delta, -1)$  which are close. Then for any classifier  $f$  to be correct at the two points, it needs to change its score for the two points over a small interval, which would mean that  $r(x_1)$  would be very small. More importantly, if the distribution  $\mathcal{P}$  is such that there is a huge probability mass on “boundary” points such as  $x_1$ , then in order to have high accuracy, the classifier will have to change its score, leading to a small  $\mathbb{E}[r(x)]$ , which creates the illusion of a trade-off between adversarial robustness and generalization. This illusion arises because of the above definitions of adversarial perturbation which consider the perturbation  $\delta$  at  $x$  to be adversarial. On the contrary,  $\delta$  shouldn’t be considered adversarial because the true label at  $x_1 + \delta$  is not the same as the label at  $x_1$ . This confusion motivates the need of giving a clear definition of an adversarial perturbation, the corresponding adversarial risk, and then studying these quantities.

## 4 Defining Adversarial Perturbations

In this section we formally define adversarial perturbations and adversarial risk. Our definition of adversarial perturbation is based on a reference or a base classifier. For example, in vision tasks this base classifier is the human vision system. A perturbation is adversarial to a classifier if it modifies the prediction of the classifier, whereas the reference classifier assigns it to the same class as the unperturbed point.

**Definition 1** (Adversarial Perturbation). *Let  $f : \mathbb{R}^p \rightarrow \mathbb{R}$  be a score based classifier and  $g : \mathbb{R}^p \rightarrow \{-1, 1\}$  be a base classifier and  $\|\cdot\|$  be a norm. A perturbation  $\delta$  of magnitude at most  $\epsilon$ , at some point  $x$  is said to be adversarial for a classifier  $f$  w.r.t a base classifier  $g$  if*

$$\text{sign}(f(x)) = g(x), \quad g(x) = g(x + \delta), \quad \text{sign}(f(x + \delta)) \neq g(x + \delta).$$

The adversarial risk of a classifier, w.r.t a base classifier, is defined as the fraction of points which can be adversarially perturbed.

**Definition 2** (Adversarial Risk). *The adversarial 0/1 risk of a classifier  $f : \mathbb{R}^p \rightarrow \mathbb{R}$  w.r.t a base classifier  $g$  is defined as*

$$R_{adv,0-1}(f) = \mathbb{E} \left[ \sup_{\substack{\|\delta\| \leq \epsilon \\ g(x) = g(x+\delta)}} \ell_{0-1}(f(x+\delta), g(x)) - \ell_{0-1}(f(x), g(x)) \right].$$

Let  $R_{adv}(f)$  denote the adversarial risk obtained by replacing  $\ell_{0-1}$  with logistic loss  $\ell$  and let  $R_{n,adv}(f)$  denote its empirical version.

In the sequel we refer to  $R(f), R_{adv}(f)$  as classification and adversarial risks and  $R_n(f), R_{n,adv}(f)$  as the corresponding empirical risks. The goal of adversarial training is to learn a classifier that has low adversarial and true risks. One natural technique to estimate such a robust classifier is to minimize a linear combination of both the risks

$$\operatorname{argmin}_{f \in \mathcal{F}} R(f) + \lambda R_{adv}(f), \quad (4)$$

where  $\mathcal{F}$  is an appropriately chosen function class and  $\lambda \geq 0$  is a hyper-parameter. The tuning parameter  $\lambda$  trades off classification risk with the *excess risk* incurred from adversarial perturbation, and allows us to more finely tune the conservativeness of our classifier. The perturbation radius  $\epsilon$  is not only a blunter instrument to do so, it could be also be viewed as a complementary ingredient specifying the nature of perturbations, while  $\lambda$  specifies how robust we wish to be with respect to these perturbations.

## 5 Classification and Adversarial Risk: A Case Study with Mixture Models

Having formally defined classification and adversarial risks, we next study how these two risks behave in high dimensional spaces. Specifically, we study the behavior of adversarial risk for a simple mixture model where the distribution of  $x$  conditioned on  $y$  follows a normal distribution:  $x|y \sim \mathcal{N}(y\theta^*, \sigma^2 \mathcal{I}_p)$ , where  $\mathcal{I}_p$  is the identity matrix and  $\mathbb{P}(y = 1) = \mathbb{P}(y = -1) = \frac{1}{2}$ . We let  $G_{adv,0-1}(f_w) = \mathbb{E} \left[ \sup_{\delta: \|\delta\| \leq \epsilon} \ell_{0-1}(f(x+\delta), y) \right]$  be the definition of adversarial

risk used in existing works on adversarial training. Note that in this setting  $x \mapsto x^T \theta^*$  is the Bayes optimal classifier. Firstly, we present a result which characterizes the behavior of true and adversarial risks in this model.

**Theorem 1.** *Suppose the perturbations are measured w.r.t  $L_\infty$  norm. Let  $w \in \mathbb{R}^p$  be a linear separator and moreover suppose the base classifier  $g(x)$  is the Bayes optimal decision rule. Then, for the classifier  $f_w(x) = w^T x$ , we have that*

1.  $R_{0-1}(f_w) = \Phi \left( -\frac{w^T \theta^*}{\sigma \|w\|_2} \right),$
2.  $G_{adv,0-1}(f_w) = \Phi \left( \frac{\|w\|_1 \epsilon - w^T \theta^*}{\sigma \|w\|_2} \right),$
3.  $R_{adv,0-1}(f_w) \leq \Phi \left( \frac{\|w - \theta^*\|_1 \epsilon - (w - \theta^*)^T \theta^*}{\sigma \|w - \theta^*\|_2} \right),$

where  $\Phi(\cdot)$  is the CDF of the standard normal distribution.

Next, we discuss some consequences of our main result. Firstly, we show that the Bayes optimal classifier need not be the minimizer of  $G_{\text{adv},0-1}(f)$ .

**Corollary 2.** *Suppose  $\theta^* = [1, \frac{1}{\sqrt{p-1}}, \frac{1}{\sqrt{p-1}}, \dots, \frac{1}{\sqrt{p-1}}]^T$ . Let  $\tilde{\theta} = [1, 0, 0, \dots, 0]^T$ . Then*

$$G_{\text{adv},0-1}(f_{\tilde{\theta}}) < G_{\text{adv},0-1}(f_{\theta^*})$$

This shows that there exist classifiers with smaller adversarial risk than Bayes optimal classifier and shows that minimizing  $G_{\text{adv},0-1}$  need not result in a classifier with optimal classification risk. We study this phenomenon more formally in Section 6. Our next result shows that when  $\theta^*$  is  $s$ -sparse, one can easily find classifiers which achieve high adversarial risk, but low true risk.

**Corollary 3.** *Let  $\theta^*$  be  $s$ -sparse with non-zeros in the first  $s$  coordinates. Let  $w \in \mathbb{R}^p$  be a linear separator. Choose  $w$  such that  $w_{1:s} = \theta^*_{1:s}$ ,  $w_{s+1:p} = [\frac{\pm 1}{\sqrt{p-s}}, \dots, \frac{\pm 1}{\sqrt{p-s}}]$ . Then, there exists a constant  $C$  such that if  $\|\theta^*\|_2 \geq C$  and  $\sigma = 1$ , the excess risk of  $f_w$  is small; that is,  $R_{0-1}(f_w) - R_{0-1}^* \leq 0.02$ , where  $R_{0-1}^*$  is the risk of the Bayes optimal classifier. However, even for a small enough perturbation  $\epsilon \geq \frac{2\|\theta^*\|_2^2}{\sqrt{p-s}}$  w.r.t  $L_\infty$  norm, the adversarial risk satisfies*

$$R_{\text{adv},0-1}(f_w) \geq 0.95.$$

**Low-Dimensional Mixtures.** Suppose our data comes from low dimensional Gaussians embedded in a high-dimensional space, *i.e.* suppose  $\|\theta^*\|_0 = s \ll p$  and the covariance matrix  $D$  of the conditional distributions  $x|y$  is diagonal with  $i^{\text{th}}$  diagonal entry  $D_{ii} = \sigma^2$  if  $\theta_i^* \neq 0$ , 0 otherwise. In this setting we show that minimizing convex surrogates of the 0-1 loss using iterative methods such as gradient descent can lead to solutions which can have high adversarial risk.

**Corollary 4.** *Let  $\theta^*$  be such that  $\|\theta^*\|_2 \geq C$ , for some constant  $C$ . Let  $\epsilon \geq \frac{2\|\theta^*\|_2^2}{\sqrt{p-s}}$  and  $\ell$  be any convex surrogate loss  $\ell(f_\theta, (y, x)) = \phi(y\theta^T x)$ . Then gradient descent on  $R(f_\theta)$  with random initialization using a Gaussian distribution with covariance  $\frac{1}{\sqrt{p-s}}\mathcal{I}_p$  converges to a point  $\hat{\theta}_{GD}$  such that with high probability  $R_{\text{adv},0-1}(f_{\hat{\theta}_{GD}}) \geq 0.95$ .*

Observe that increasing  $p$  results in classifiers that are less robust; even a  $O(1/\sqrt{p-s})$  perturbation can flip the output of the classifier. The above results suggest that there is an explicit need to design training methods to minimize the joint risk. In the later sections we study how to optimize the joint risk via adversarial training, and explore various properties of adversarial risk.

## 6 Properties of Joint Objective

In this section we study the properties of minimizers of objective (4), under the condition that  $g(x)$  is Bayes optimal. Note that this is a reasonable assumption because in many classification tasks robustness is measured w.r.t a human classifier, which is Bayes optimal. The following Theorem shows that under this condition, the minimizers of (4) are Bayes optimal.

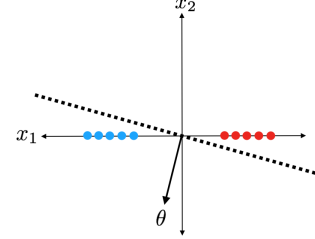


Figure 1: One-dimensional mixture embedded in a 2-D space. Observe the classifier that is nearly parallel to the  $x_1$  axis. Despite having low true risk, it will have high adversarial risk for a small  $\epsilon$

**Theorem 5.** Suppose the hypothesis class  $\mathcal{F}$  is equal to the set of all measurable functions. Let the base classifier  $g(x)$  be the Bayes decision rule and let  $\ell$  be the 0/1 loss. Then any minimizer  $\hat{f}$  of (4) is a Bayes optimal classifier; that is  $\text{sign}(\hat{f}(x)) = g(x)$ .

As mentioned in the previous section, most of the existing works on adversarial robustness try to minimize the adversarial risk defined in Equation (1). We now show that the objective in (1) can be derived from Equation (4), under certain assumptions on the base classifier  $g(x)$ .

**Theorem 6.** Suppose the conditions in Theorem 5 hold. Moreover, suppose  $g(x)$  satisfies the following margin condition:

$$\mathbb{P}_x(\exists \tilde{x} : \|\tilde{x} - x\| \leq \epsilon, g(\tilde{x}) \neq g(x)) = 0. \quad (5)$$

Let  $\ell$  be the 0/1 loss. Consider the following objective obtained by replacing  $g(x)$  in Equation (4) with  $y$ .

$$\min_{f \in \mathcal{F}} R(f) + \lambda \mathbb{E} \left[ \sup_{\|\delta\| \leq \epsilon} \ell(f(x + \delta), y) - \ell(f(x), y) \right]. \quad (6)$$

Then for any  $\lambda \in [0, \infty)$ , any minimizer  $\hat{f}$  of objective (4) is also a minimizer of objective (6) and is a Bayes optimal classifier. Moreover, if  $g(x)$  doesn't satisfy the margin condition, then there exist distributions for which the minimizer of (6) is no longer Bayes optimal.

**Discussion.** Although the above theorems only consider 0/1 loss, we believe similar results hold for convex surrogate losses such as logistic loss. Theorem 5 shows that the minimizers of both  $R(f)$  and the joint objective in (4) are the same. This further shows that there is no trade-off between classification risk and joint risk and there exist classifiers which minimize both the risks.

Theorem 6 highlights the implicit assumptions that one makes when minimizing (1). It shows that if  $g(x)$  satisfies the margin condition, then minimization of objective (1) is equivalent to minimization of objective (4) with  $\lambda = 1$ . However, if  $g(x)$  doesn't satisfy the margin condition, that is, when  $\epsilon$  is larger than the margin of  $g(x)$ , then this equivalence need not hold and moreover the minimizer of (6) need not have optimal classification risk. We provide experimental results on a simple synthetic dataset to illustrate this phenomenon. Consider the following setting in a 2D space, where  $\mathbb{P}(y = 1) = \frac{3}{4}$  and the conditional distributions  $\mathbb{P}(x|y = -1), \mathbb{P}(x|y = 1)$  follow uniform distributions on axis aligned squares of side length 2, centered at  $(-1.2, 0), (1.2, 0)$  respectively. Note that the data is linearly separable and has a separation of 0.4. In this experiment we measure perturbations w.r.t  $L_\infty$  norm. We generated  $10^5$  training samples from this distribution and minimized objective (6) over 1 hidden layer feed forward networks with 100 hidden units. Figure 2(a) shows the behavior of classification risk of the resulting model, as we vary  $\epsilon$ . We can see that for  $\epsilon$  greater than 0.4, the classification risk is non-zero. Although this is a toy example, we note that when training with large  $\epsilon$ , this phenomenon occurs in real datasets too. For example, Elsayed et al. [15] generate adversarial examples that can fool humans in image classification tasks, thus showing that the base classifier  $g(x)$  in these tasks doesn't satisfy the margin condition.

**Choice of  $\lambda$ .** Existing works on adversarial training always choose  $\lambda = 1$  for minimization of (6). However we note that  $\lambda = 1$  may not always be the optimal choice. Indeed  $\lambda$  captures the tradeoff between two distinct objects: the classification risk, and the *excess risk* due to adversarial perturbations, and it is thus quite natural to expect the optimal tradeoff to occur



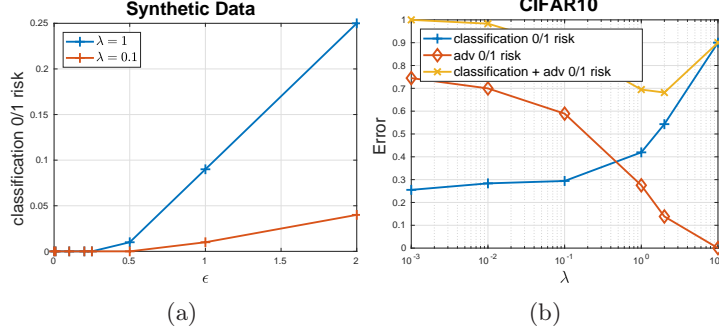


Figure 2: Figure on the left shows Classification 0/1 risk vs.  $\epsilon$  on the synthetic dataset. Figure on right shows the behavior of various risks obtained by adversarial training with  $\epsilon = 0.03$ , with varying  $\lambda$ . The adversarial perturbations in both the experiments are measured w.r.t  $L_\infty$  norm.

at values other than  $\lambda = 1$ . Figure 2(b) shows the behavior of various risks of models obtained by minimizing objective (6) on CIFAR10, for various choices of  $\lambda$ . We use VGG11 network with reduced capacity, where we reduce the number of units in each layer to  $1/4^{th}$ . We defer the details of the training procedure to the next section. It can be seen that as  $\lambda$  increases adversarial risk goes down but classification risk goes up and an optimal choice of  $\lambda$  should be based on the metric one cares about.

## 7 Adversarial Training and its Saliency

In this section we first consider the problem of optimization of objective (4). Note that minimization of (4) requires the knowledge of base classifier  $g(x)$ . So we consider two cases depending on the kind of access we are given to  $g$ .

**No access to  $g$ .** Since we don't have access to  $g$ , a reasonable alternative is to assume that  $g(x)$  satisfies the margin condition defined in Equation (5) and replace  $g(x)$  in Equation (4) with  $y$  and solve the following objective

$$\min_{f \in \mathcal{F}} \lambda \mathbb{E} \left[ \sup_{\|\delta\| \leq \epsilon} \ell(f(x + \delta), y) \right] - (\lambda - 1) \mathbb{E}[\ell(f(x), y)]. \quad (7)$$

Given training data  $S_n$ , we use the Projected Gradient Descent (PGD) training introduced in [5], to approximately optimize (7). PGD uses Stochastic Gradient Descent (SGD) as its main optimization technique. Suppose the hypothesis class  $\mathcal{F}$  is parameterized by  $\theta$ :  $\mathcal{F} = \{f_\theta : \theta \in \mathbb{R}^D\}$ . Given any point  $(x_i, y_i)$ , we first solve the inner maximization problem using projected gradient ascent

$$\delta^{t+1} \leftarrow \Pi(\delta^t + \alpha \text{sign}(\nabla_x \ell(f_\theta(x_i + \delta^t), y_i))),$$

where  $\Pi$  is the projection operator onto the set  $\{\delta : \|\delta\| \leq \epsilon\}$ . Let  $\hat{\delta}$  be the resulting maximizer. We then compute the gradient of the objective at  $(x_i, y_i)$  w.r.t  $\theta$  as

$$\lambda \left[ \nabla_\theta \ell(f_\theta(x_i + \hat{\delta}), y_i) \right] - (\lambda - 1) \left[ \nabla_\theta \ell(f_\theta(x_i), y_i) \right],$$

and update the parameter  $\theta$  by descending along the negative gradient direction. Figures 2(b), 3 show the results from PGD training on MNIST and CIFAR10. It can be seen that increasing  $\lambda$  reduces the adversarial risk, but increases the classification risk. In our experiments we

noticed that very large values of  $\lambda$  (typically greater than 5) can severely hurt the classification accuracy. So it is important to choose an appropriate  $\lambda$  which achieves optimal trade-off between classification and adversarial risks.

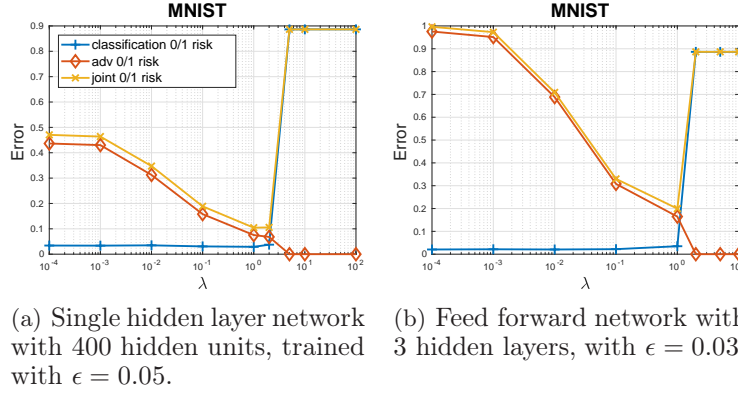


Figure 3: Results from PGD training on MNIST. Plots show the classification, adversarial 0/1 risks computed on test dataset. Joint 0/1 risk is computed by adding both classification and adversarial risks and the adversarial risk is computed using PGD generated adversarial examples. Perturbations are measured w.r.t  $L_\infty$  norm.

**Blackbox access to  $g$ .** As mentioned in the previous section, in many applications the base classifier is a human, for which we have blackbox access; that is, at any given  $x$  we can query a human to evaluate  $g(x)$ . In this setting one can directly solve objective (4), instead of approximating it with (7). One can use efficient black box optimization techniques to first optimize the inner maximization problem and then update the parameters by descending along the negative gradient direction at the maximizer. We note that, in practice, one has to also consider the cost of querying  $g$  while designing algorithms for optimizing (4). Coming up with an efficient algorithm for this setting is outside the scope of this work and we leave it for a future work.

In the next few sections we study various properties of adversarial training. Specifically, we study how adversarial training is related to traditional risk minimization, which minimizes the classification risk  $R(f)$ . Moreover we show that adversarial training has several desirable properties. We note that all the experimental results presented in the subsequent subsections are obtained by minimizing (7).

## 7.1 How Traditional and Adversarial training are related, with increasing model complexity

We now consider the following two training procedures

$$(\text{traditional}) \min_{f \in \mathcal{F}} R(f), \quad (\text{adversarial}) \min_{f \in \mathcal{F}} R(f) + \lambda R_{\text{adv}}(f).$$

Recall in Theorem 5 we showed that when  $\mathcal{F}$  is the space of measurable functions, the minimizers of both these objectives have the same decision boundary, under the mild condition that  $g(x)$  is Bayes optimal. We utilize this result to explain an interesting phenomenon observed by [5]: even with traditional training, complex networks result in more robust classifiers than simple networks.



Let  $\mathcal{F}$  be a small function class, such as the set of functions which can be represented using a particular neural network architecture. As we increase the complexity of  $\mathcal{F}$ , we expect the minimizer of  $R(f)$  to move closer to a Bayes optimal classifier. Following Theorem 5, since the minimizer of the adversarial training objective is also a Bayes optimal classifier, as we increase the complexity of  $\mathcal{F}$  we expect the joint risk  $R(f) + \lambda R_{\text{adv}}(f)$  to go down. Conversely, a similar explanation can be used to explain the phenomenon that performing adversarial training on complex networks results in classifiers with better classification risk. Figures 4, 5 illustrate the two phenomena on MNIST and CIFAR10 datasets. More details about the experiments can be found in the Appendix.

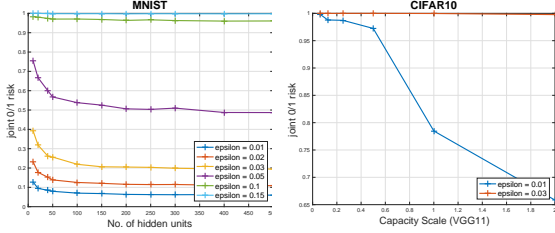


Figure 4: Behavior of joint 0/1 risk of models obtained through traditional training, as we increase the model capacity.

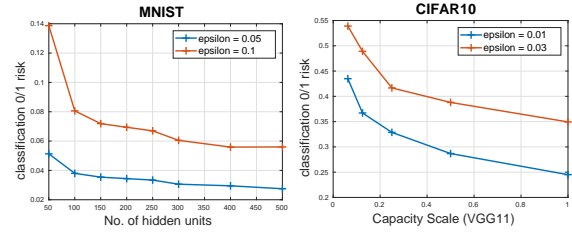


Figure 5: Behavior of classification 0/1 risk of models obtained through adversarial training (with  $\lambda = 1$ ), as we increase the model capacity.

Before we conclude the section we point out that since in practice we optimize empirical risks instead of population risks, our explanations above are accurate only for smaller hypothesis spaces, where empirical risks and the corresponding population risks have similar landscapes.

## 7.2 How Adversarial training provides regularization

In this section we consider the adversarial training objective and show that the adversarial risk has a regularization effect and as a result can help improve the classification risk in over-parametrized models. Suppose we minimize the objective in Equation (4) using logistic loss. The following Theorem explicitly shows the regularization effect of the adversarial risk in (4).

**Theorem 7.** Let  $\|\cdot\|_*$  be the dual norm of  $\|\cdot\|$ , which is defined as:  $\|z\|_* = \sup_{\|x\|=1} z^T x$ . Suppose the loss  $\ell$  is the logistic loss and suppose  $g(x)$  satisfies the margin condition defined in Equation (5). Then for any  $\epsilon \geq 0$  the adversarial training objective (4) is upper bounded by

$$R(f) + \lambda R_{\text{adv}}(f) \leq \mathbb{E}[\ell(f(x), y)] + \epsilon \lambda \mathbb{E} \left[ \sup_{\|\delta\| \leq \epsilon} \|\nabla f(x + \delta)\|_* \right].$$

Moreover for  $\epsilon \rightarrow 0$ , the adversarial training objective (4) can be written as

$$R(f) + \lambda R_{\text{adv}}(f) = R(f) + \epsilon \lambda \mathbb{E}[h(x) \|\nabla f(x)\|_*] + o(\epsilon),$$

where  $h(x) = \frac{1}{1 + e^{g(x)f(x)}}$ .

The above Theorem shows that adversarial risk effectively acts as a regularization term which penalizes the dual norm of the gradients. The effect of regularization term is easy to understand when  $\epsilon \rightarrow 0$ . The regularization penalty depends on  $\epsilon, \lambda, h(x)$  and can be viewed as a data dependent, adaptive penalty. Roughly speaking, if the classifier  $f$  has very low

$\lambda$	Classification Risk	Adversarial Risk	$\lambda$	Classification Risk	Adversarial Risk
0	0.1012 (0.006)	0.6675 (0.0191)	0	0.5705 (0.008)	0.4292 (0.008)
0.001	0.1012 (0.006)	0.6412 (0.0280)	0.001	0.5666 (0.01)	0.4318 (0.011)
0.01	0.0987 (0.008)	0.5312 (0.0203)	0.01	<b>0.5392 (0.008)</b>	0.44 (0.011)
0.1	0.0862 (0.009)	0.3063 (0.0130)	0.1	0.548 (0.006)	0.3959 (0.007)
1	<b>0.0850 (0.0107)</b>	0.1687 (0.0083)	1	0.5906 (0.007)	0.2299 (0.005)
2	0.1687 (0.0309)	0.1613 (0.0155)	2	0.6061 (0.01)	0.1979 (0.009)

Table 1: MNIST. Feed forward network with 3 hidden layers trained with 2k samples, with  $\epsilon = 0.05$ . Results averaged over 10 trials.

Table 2: CIFAR10. VGG11 network with reduced capacity trained with 2k samples, with  $\epsilon = 0.01$ . Results averaged over 10 trials.

accuracy, then the value of  $h(x)$  and as a result the regularization penalty is large. Conversely, if the classifier has very high accuracy, then the regularization penalty is small. This shows that during the initial phases of the optimization, when the model have very poor accuracy, the objective tends to penalize the model more than the later phases.

It is well known, both empirically and theoretically, that regularization reduces the variance in over-parametrized models and can result in models with better classification risk. Drucker and Le Cun [16] empirically showed that penalizing the gradient norms of neural networks can improve generalization. This suggests that adversarial training can result in models with better classification risk, especially in over-parameterized settings. We illustrate this phenomenon through experiments on MNIST and CIFAR10. Tables 1,2 show the performance of models obtained through adversarial training. It can be seen that adversarial training with appropriate choice of  $\lambda$  results in models with better classification risk.

It is also instructive to consider the case of linear classifiers, where  $f_\theta(x) = \theta^T x$ , for some  $\theta \in \mathbb{R}^p$ . Then the above Theorem shows that for small  $\epsilon$ , the adversarial training objective can be written as

$$\min_{\theta} \mathbb{E} [\ell(\theta^T x, y)] + \epsilon \lambda \mathbb{E} [h(x)] \|\theta\|_*.$$

It is well known that the generalization behavior of linear classifiers is dictated by the norm of  $\theta$  [17]. In particular, assuming that  $\|\theta\|_2 \leq M$ , and the distribution of  $x$  is such that  $\|x\|_2 \leq B$  almost surely, it is well-known that the classification risk  $R(f_\theta)$  given  $n$  training samples scales as  $O(MB/\sqrt{n})$ . Since the regularization term in the above objective shrinks the parameter  $\theta$  towards 0 while minimizing  $R_n(f_\theta)$ , the resulting classifier has a small norm and consequently smaller classification risk  $R(f_\theta)$ .

### 7.3 Relation to XAI

Recently, there has been a growing interest in developing tools for explaining the predictions of a deep neural network. This has led to the development of several techniques for explainability. Of these, attribution based methods and specifically gradient based explanation methods, which assign a relevance score to each input feature of a network, have been very popular [18, 19].

Suppose we want to explain the predictions of a classifier  $f$  at a point  $x_0$ . Gradient based attribution methods for explaining  $f$  linearize the classifier at  $x_0$  and use the gradient  $\nabla_x f(x)|_{x=x_0}$  as feature importance scores. However, gradients can be very noisy and can be sensitive to perturbations of  $x$ , which is especially true for deep neural networks. So even a small perturbation to the test point can change the “explanation” a lot. Ideally, we would

like the explanations to be less noisy and robust to perturbations of any given point. Recent works try to address this issue by first smoothing the classifier  $f$ , for example through Gaussian convolution, and then computing the gradient on the smoothed network [20].

We now show that the gradients of classifiers obtained through adversarial training are less noisy and naturally robust to perturbations. This follows directly from Theorem 7, where we showed that adversarial risk acts as a regularizer which penalizes the norm of the gradient and thus results in models with smooth gradients. We illustrate this phenomenon through experiments on MNIST, where we trained a 3 hidden layer feed forward network using traditional and adversarial training. Figure 6 compares the explanations on traditional network obtained using gradient, integrated gradient (IG) [18], SmoothGrad [20] methods, with the gradient based explanation on adversarially trained network. It can be seen that gradient explanation on adversarial network is less noisy and much more informative than other explanations.

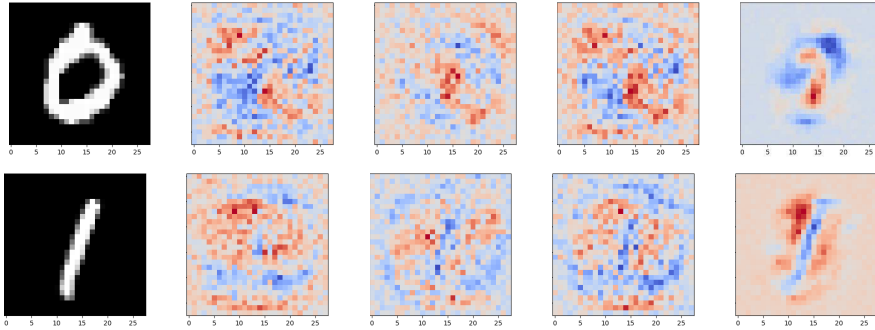


Figure 6: From left to right the columns show the test image, explanations using gradient, IG, SmoothGrad (with Gaussian variance  $\sigma^2 = 0.25$ ) on traditionally trained network. The last column shows the gradient of adversarially trained network.

## 8 Conclusion

In this work we formally defined and analyzed the notions of adversarial perturbations, adversarial risk. Our analysis shows that there exist classifiers that minimize both classification and joint (*i.e.*, classification + adversarial) risks, thus showing that there is no trade-off between the two risks. Even though adversarial training is computationally expensive, we show that it has several benefits. Specifically, we show that adversarial training can result in models with better classification accuracy and can result in better explainable models than traditional risk minimization.

## 9 Acknowledgements

We acknowledge the support of NSF via IIS-1149803, IIS-1664720, DARPA via FA87501720152, and PNC via the PNC Center for Financial Services Innovation.

## References

- [1] Ian J Goodfellow, Jonathon Shlens, and Christian Szegedy. Explaining and harnessing adversarial examples. *arXiv preprint arXiv:1412.6572*, 2014.
- [2] Christian Szegedy, Wojciech Zaremba, Ilya Sutskever, Joan Bruna, Dumitru Erhan, Ian Goodfellow, and Rob Fergus. Intriguing properties of neural networks. *arXiv preprint arXiv:1312.6199*, 2013.
- [3] Andrew Ilyas, Ajil Jalal, Eirini Asteri, Constantinos Daskalakis, and Alexandros G Dimakis. The robust manifold defense: Adversarial training using generative models. *arXiv preprint arXiv:1712.09196*, 2017.
- [4] J. Zico Kolter and Eric Wong. Provable defenses against adversarial examples via the convex outer adversarial polytope. *CoRR*, abs/1711.00851, 2017. URL <http://arxiv.org/abs/1711.00851>.
- [5] Aleksander Madry, Aleksandar Makelov, Ludwig Schmidt, Dimitris Tsipras, and Adrian Vladu. Towards deep learning models resistant to adversarial attacks. *arXiv preprint arXiv:1706.06083*, 2017.
- [6] Aditi Raghunathan, Jacob Steinhardt, and Percy Liang. Certified defenses against adversarial examples. *arXiv preprint arXiv:1801.09344*, 2018.
- [7] A. Athalye, N. Carlini, and D. Wagner. Obfuscated Gradients Give a False Sense of Security: Circumventing Defenses to Adversarial Examples. *ArXiv e-prints*, February 2018.
- [8] Anish Athalye and Ilya Sutskever. Synthesizing robust adversarial examples. *arXiv preprint arXiv:1707.07397*, 2017.
- [9] Nicholas Carlini and David Wagner. Adversarial examples are not easily detected: Bypassing ten detection methods. In *Proceedings of the 10th ACM Workshop on Artificial Intelligence and Security*, pages 3–14. ACM, 2017.
- [10] Yusuke Tsuzuku, Issei Sato, and Masashi Sugiyama. Lipschitz-margin training: Scalable certification of perturbation invariance for deep neural networks. *arXiv preprint arXiv:1802.04034*, 2018.
- [11] Aman Sinha, Hongseok Namkoong, and John Duchi. Certifiable distributional robustness with principled adversarial training. *arXiv preprint arXiv:1710.10571*, 2017.
- [12] Alhussein Fawzi, Omar Fawzi, and Pascal Frossard. Analysis of classifiers’ robustness to adversarial perturbations. *Machine Learning*, 107(3):481–508, 2018.
- [13] A. Fawzi, H. Fawzi, and O. Fawzi. Adversarial vulnerability for any classifier. *ArXiv e-prints*, February 2018.
- [14] Jean-Yves Franceschi, Alhussein Fawzi, and Omar Fawzi. Robustness of classifiers to uniform l and gaussian noise. *arXiv preprint arXiv:1802.07971*, 2018.
- [15] Gamaleldin F Elsayed, Shreya Shankar, Brian Cheung, Nicolas Papernot, Alex Kurakin, Ian Goodfellow, and Jascha Sohl-Dickstein. Adversarial examples that fool both human and computer vision. *arXiv preprint arXiv:1802.08195*, 2018.
- [16] Harris Drucker and Yann Le Cun. Improving generalization performance using double backpropagation. *IEEE Transactions on Neural Networks*, 3(6):991–997, 1992.
- [17] Mehryar Mohri, Afshin Rostamizadeh, and Ameet Talwalkar. *Foundations of machine learning*. MIT press, 2012.

- [18] Mukund Sundararajan, Ankur Taly, and Qiqi Yan. Axiomatic attribution for deep networks. *arXiv preprint arXiv:1703.01365*, 2017.
- [19] Marco Ancona, Enea Ceolini, Cengiz Öztireli, and Markus Gross. A unified view of gradient-based attribution methods for deep neural networks. *arXiv preprint arXiv:1711.06104*, 2017.
- [20] Daniel Smilkov, Nikhil Thorat, Been Kim, Fernanda Viégas, and Martin Wattenberg. Smoothgrad: removing noise by adding noise. *arXiv preprint arXiv:1706.03825*, 2017.

## A Proof of Theorem 1

*Proof.* To see the first part, we begin by observing that  $w^T x$  is a univariate normal random variable when conditioned on the label  $y$ , one can derive the 0-1 error for the classifier in closed form. In particular,

$$R_{0-1}(f_w) = 1 - \frac{1}{2}\Phi\left(\frac{w^T \theta^*}{\sigma \|w\|_2}\right) - \frac{1}{2}\Phi\left(\frac{w^T \theta^*}{\sigma \|w\|_2}\right) = 1 - \Phi\left(\frac{w^T \theta^*}{\sigma \|w\|_2}\right) = \Phi\left(\frac{-w^T \theta^*}{\sigma \|w\|_2}\right)$$

Following the existing definition of adversarial risk, we see that,

$$G_{adv,0-1}(f) = \mathbb{E} \left[ \sup_{\delta: \|\delta\|_\infty \leq \epsilon} \ell_{0-1}(f(x + \delta), y) \right]$$

We consider the case of  $y = 1$ . We know that  $x|y = 1 \sim \mathcal{N}(\theta^*, \sigma^2 \mathcal{I}_p)$ . So,  $x = \theta^* + z$ , where  $z \sim \mathcal{N}(0, \sigma^2 \mathcal{I}_p)$ . Now, for any  $z$ , we incur a loss of 1, whenever there exists a  $\delta$  such that  $\|\delta\|_\infty \leq \epsilon$  and,

$$w^T(x + \delta) = w^T(\theta^*) + w^T(z) + w^T \delta \leq 0,$$

As long as  $z$  is such that,  $w^T z \leq \|w\|_1 \epsilon - w^T \theta^*$ , we will always incur a penalty. Now,  $w^T z \sim \mathcal{N}(0, \sigma^2 \|w\|_2^2)$ , therefore,  $Pr(w^T z \leq \|w\|_1 \epsilon - w^T \theta^*) = \Phi\left(\frac{\|w\|_1 \epsilon - w^T \theta^*}{\|w\|_2 \sigma}\right)$ . Symmetric argument holds for  $y = -1$ . Hence, we get that,

$$G(f_w) = \Phi\left(\frac{\|w\|_1 \epsilon - w^T \theta^*}{\|w\|_2 \sigma}\right)$$

Now to prove the third claim, we have that

- Suppose  $y = 1$ , then  $x = \theta^* + z$  where  $z \sim \mathcal{N}(0, \sigma^2 \mathcal{I}_p)$ . Suppose  $\theta^{*T} x > 0$ .
- Then, for a given  $z$ , we will incur a penalty if  $z$  satisfies the following constraints:
  - We have that  $w^T x = w^T \theta^* + \theta^{*T} z > 0$ .
  - There exists a  $\Delta$  s.t.  $\|\Delta\|_\infty \leq \epsilon$ , such that,

$$\theta^{*T}(x + \Delta) > 0 \quad \text{and} \quad w^T(x + \Delta) < 0$$

- Note that whenever the above event happens, the following also happens:

$$(w - \theta^*)^T(x + \Delta) = (w - \theta^*)^T(z) + (w - \theta^*)^T(\theta^*) + (w - \theta^*)^T \Delta < 0$$

Now, for a given  $z$ ,  $(w - \theta^*)^T(z) \sim \mathcal{N}(0, \|w - \theta^*\|_2^2 \sigma^2)$ . Also, as long as  $z$  is such that  $(w - \theta^*)^T(z) \leq \|w - \theta^*\|_1 \epsilon - (w - \theta^*)^T \theta^*$ , we will incur a penalty. This event happens with probability,

$$\Phi\left(\frac{\|w - \theta^*\|_1 \epsilon - (w - \theta^*)^T \theta^*}{\sigma \|w - \theta^*\|_2}\right)$$

This establishes the upper bound. □



## B Proof of Corollary 2

Next, we discuss the case where there exists  $\tilde{\theta} \neq \theta^*$  such that  $G(f_{\tilde{\theta}}) < G(f_{\theta^*})$ . In particular, suppose that  $\theta^* = [1, \frac{1}{\sqrt{p-1}}, \frac{1}{\sqrt{p-1}}, \dots, \frac{1}{\sqrt{p-1}}]^T$ . And, let  $\tilde{\theta} = [1, 0, 0, \dots, 0]^T$ . Now, we have that

$$G(f_{\theta^*}) = \Phi\left(\frac{(1 + \sqrt{p-1})\epsilon - 1}{\sqrt{2}\sigma}\right)$$

$$G(f_{\tilde{\theta}}) = \Phi\left(\frac{\epsilon - 1}{\sigma}\right)$$

Hence, it is easy to see that  $G(f_{\tilde{\theta}}) < G(f_{\theta^*})$ .

## C Proof of Corollary 3

Using Theorem 1, we can write the excess 0-1 risk of  $w$  as:

$$R_{0-1}(f_w) - R^* = \Phi\left(-\frac{\|\theta^*\|_2^2}{\sigma\left(\sqrt{\|\theta^*\|_2^2 + (1)}\right)}\right) - \Phi\left(-\frac{\|\theta^*\|_2}{\sigma}\right)$$

$$R_{0-1}(f_w) - R^* = \Phi\left(-\frac{\|\theta^*\|_2}{\sigma\left(\sqrt{1 + \frac{1}{\|\theta^*\|_2^2}}\right)}\right) - \Phi\left(-\frac{\|\theta^*\|_2}{\sigma}\right)$$

Next, we lower bound the adversarial risk. Suppose that  $y = 1$ , then we have that  $x = \theta^* + z_S + z_{S^c}$ . Similarly, let  $w = w_S + w_{S^c}$ . In our case,  $w_S = \theta^*$  and  $w_{S^c} = \alpha = [\frac{\pm}{\sqrt{p-s}}, \frac{\pm}{\sqrt{p-s}}, \dots, \frac{\pm}{\sqrt{p-s}}]^T$ . Then, we have that  $w^T x = \theta^{*T} \theta^* + \theta^{*T} z_s + \alpha^T z_{S^c}$ .

- Consider the Event  $\alpha^T z_{S^c} > -\theta^{*T} \theta^* - \theta^{*T} z_s$  This is the event that  $w, \theta^*$  agree before perturbation.
- Consider the Event B,

$$\alpha^T z_{S^c} < \|\alpha\|_1 \epsilon - \theta^{*T} \theta^* - \theta^{*T} z_s$$

This is the event that there exists a perturbation restricted to the subspace  $S^c$  such that,  $w^T(x + \Delta) < 0$ . Note that since the perturbation is restricted to  $S^c$ ,  $\theta^*$ 's prediction doesn't change.

- Now for the probability that both events happen:

- Observe that  $A = (\alpha^T z_{S^c} + \theta^{*T} z) \sim \mathcal{N}(0, \sigma^2(\|\alpha\|_2^2 + \|\theta^*\|_2^2))$ .
- So, the probability of both events happening is that the random variable  $-\theta^{*T} \theta^* \leq A \leq \|\alpha\|_1 \epsilon - \theta^{*T} \theta^*$

$$\Phi\left(\frac{\|\alpha\|_1 \epsilon - \theta^{*T} \theta^*}{\sigma\sqrt{(\|\alpha\|_2^2 + \|\theta^*\|_2^2)}}\right) - \Phi\left(\frac{-\theta^{*T} \theta^*}{\sigma\sqrt{(\|\alpha\|_2^2 + \|\theta^*\|_2^2)}}\right)$$

- Now, for  $\epsilon = 2 \|\theta^*\|_2^2 / \sqrt{p-s}$ , we get that the probability that both events happens is:

$$\Phi \left( \frac{\theta^{*T} \theta^*}{\sigma \sqrt{(\|\alpha\|_2^2 + \|\theta^*\|_2^2)}} \right) - \Phi \left( \frac{-\theta^{*T} \theta^*}{\sigma \sqrt{(\|\alpha\|_2^2 + \|\theta^*\|_2^2)}} \right) = 2\Phi \left( \frac{\theta^{*T} \theta^*}{\sigma \sqrt{(\|\alpha\|_2^2 + \|\theta^*\|_2^2)}} \right) - 1$$

- Now, for  $\frac{\theta^{*T} \theta^*}{\sigma \sqrt{(\|\alpha\|_2^2 + \|\theta^*\|_2^2)}} = 2$ ,  $R_{adv,0-1}(f) > 0.95$
- Note that  $\|\alpha\|_2^2 = 1$ . Therefore for  $\sigma = 1$ , we get that  $\|\theta^*\|_2^2 = 2 + 2 * \sqrt{2}$ .
- At this value, we have that excess 0-1 risk  $< 0.02$ , which completes the proof.

## D Proof of Corollary 4

Suppose gradient descent is initialized at  $\theta^0$ . Let  $\theta^t$  be the  $t^{th}$  iterate of GD. Note that the gradients of the loss function are always in the span of the covariates  $x_i$ . Hence, any iterate of gradient descent lies in  $\theta^0 + \text{span}(\{x_i\}_{i=1}^n)$ . Let  $S$  be the indices corresponding to the non-zero entries in  $\theta^*$ . Since the covariates lie in a low dimensional subspace and are 0 outside the subspace, the co-ordinates of  $\theta^t$  satisfy:  $\theta_{S^c}^t = \theta_{S^c}^0$ . Moreover, since we initialized  $\theta^0$  using a random gaussian initialization, with covariance  $\frac{1}{\sqrt{p-s}} \mathcal{I}_p$ , we know that  $\|\theta_{S^c}^0\|_1 = \sqrt{p-s}$  w.h.p, but  $\|\theta_{S^c}^0\|_2 = O(1)$ .

Now, we lower bound the adversarial risk. Suppose,  $y=1$ , then we have that  $x = \theta^* + z_S$ . Note that  $z_S^c = 0$ . Note that  $\hat{\theta}_{GD} = w = w_S + \alpha$  where  $w_S$  is the component in the low dimensional mixture subspace, and  $\alpha = \theta^0$  is component in the complementary subspace. So, we have that,

$$w^T x = w_S^T \theta^* + w_S^T z.$$

- Consider the event  $w_S^T z_S > -w_S^T \theta^*$ . This is the event that  $w, \theta^*$  agree before perturbation.
- Consider the event  $B$  such that,

$$w_S^T z_S < \|\alpha\|_1 \epsilon - w_S^T \theta^*$$

This is the event that there exists a perturbation restricted to the subspace  $S^c$  such that,  $w^T(x + \Delta) < 0$ . Note that since the perturbation is restricted to  $S^c$ ,  $\theta^*$ 's prediction doesn't change.

- Now,  $A = w^T z_s \sim \mathcal{N}(0, \sigma^2 \|w_S\|_2^2)$ .
- So, the probability that both events happen is given by

$$\begin{aligned} -w_S^T \theta^* \leq A \leq \|\alpha\|_1 \epsilon - w_S^T \theta^* \\ \Phi \left( \frac{\|\alpha\|_1 \epsilon - w_S^T \theta^*}{\sigma \|w_S\|_2} \right) - \Phi \left( \frac{-w_S^T \theta^*}{\sigma \|w_S\|_2} \right) \end{aligned}$$

- We know that from our initialization,  $\|\alpha\|_1 = \sqrt{p-s}$ , then for  $\epsilon = 2w_S^T \theta^* / (\sqrt{p-s})$ , we get that the both the events happen with probability,

$$\Phi \left( \frac{w_S^T \theta^*}{\sigma \|w_S\|_2} \right) - \Phi \left( \frac{-w_S^T \theta^*}{\sigma \|w_S\|_2} \right) = 2\Phi \left( \frac{w_S^T \theta^*}{\sigma \|w_S\|_2} \right) - 1$$

- Since  $w_s \rightarrow \theta^*$ , this implies that for  $\sigma = 1$ , and  $\|\theta\|_2 = 2$ , we have that  $R_{adv,0-1}(w_s) > 0.95$  for  $\epsilon = \frac{C}{\sqrt{p-s}}$ .

Plugging this into Theorem 1, we recover the result.

## E Proof of Theorem 5

We prove the result by contradiction. Let  $f^*$  be a Bayes optimal classifier. Suppose  $\hat{f}$  is a minimizer of the joint objective. Let  $\text{sign}(\hat{f}(x))$  disagree with  $\text{sign}(f^*(x))$  over a set  $\mathcal{X}$  of non-zero measure. We now show that the classification risk of  $\hat{f}$  is strictly larger than  $f^*$ :

$$\begin{aligned} R_{0-1}(\hat{f}) - R_{0-1}(f^*) &= \mathbb{E} \left[ \ell_{0-1}(\hat{f}(x), y) - \ell_{0-1}(f^*(x), y) \right] \\ &= \mathbb{P}(x \in \mathcal{X}) \times \mathbb{E} \left[ \ell_{0-1}(\hat{f}(x), y) - \ell_{0-1}(f^*(x), y) \middle| x \in \mathcal{X} \right] \\ &= \mathbb{P}(x \in \mathcal{X}) \times \mathbb{E} \left[ \mathbb{P}(y \neq \text{sign}(\hat{f}(x)) | x) - \mathbb{P}(y \neq \text{sign}(f^*(x)) | x) \middle| x \in \mathcal{X} \right] > 0, \end{aligned}$$

where the last inequality follows from the definition of Bayes optimal decision rule.

Since the base classifier  $g(x)$  is also a Bayes optimal decision rule, we know that  $f^*$  agrees with  $g$  a.e. So we have

$$R_{adv,0-1}(f^*) = \mathbb{E} \left[ \sup_{\substack{\|\delta\| \leq \epsilon \\ g(x) = g(x+\delta)}} \ell_{0-1}(f^*(x+\delta), g(x)) - \ell_{0-1}(f^*(x), g(x)) \right] = 0.$$

Since  $R_{adv,0-1}$  of any classifier is always non-negative, this shows that  $R_{adv,0-1}(\hat{f}) \geq R_{adv,0-1}(f^*)$ . Combining this with the above result on classification risk we get

$$R_{0-1}(\hat{f}) + \lambda R_{adv,0-1}(\hat{f}) > R_{0-1}(f^*) + \lambda R_{adv,0-1}(f^*).$$

This shows that  $\hat{f}$  can't be a minimizer of the joint objective.

## F Proof of Theorem 6

We use a similar proof strategy as Theorem 5 and prove the result by contradiction. Let  $f^*$  be a Bayes optimal classifier. Suppose  $\hat{f}$  is a minimizer of the joint objective. Let  $\text{sign}(\hat{f}(x))$  disagree with  $\text{sign}(f^*(x))$  over a set  $\mathcal{X}$  of non-zero measure. From the proof of Theorem 5 we know that  $R_{0-1}(\hat{f}) - R_{0-1}(f^*) > 0$ .

Since the base classifier  $g(x)$  is also a Bayes optimal decision rule, we know that  $f^*$  agrees with  $g$  a.e. So we have

$$\begin{aligned} R_{adv,0-1}(f^*) &= \mathbb{E} \left[ \sup_{\|\delta\| \leq \epsilon} \ell_{0-1}(f^*(x+\delta), y) - \ell_{0-1}(f^*(x), y) \right] \\ &= \mathbb{E} \left[ \mathbb{P}(y = g(x) | x) \underbrace{\left( \sup_{\|\delta\| \leq \epsilon} \ell_{0-1}(f^*(x+\delta), g(x)) - \ell_{0-1}(f^*(x), g(x)) \right)}_{T_1} \middle| x \right] \end{aligned}$$

$$+ \mathbb{E} \left[ \mathbb{P}(y = -g(x)|x) \underbrace{\left( \sup_{\|\delta\| \leq \epsilon} \ell_{0-1}(f^*(x+\delta), -g(x)) - \ell_{0-1}(f^*(x), -g(x)) \right)}_{T_2} \middle| x \right]$$

From margin condition (5) we know that  $f^*(x+\delta) = g(x+\delta) = g(x)$ . So  $T_1 = 0, T_2 = 0$ . So  $R_{\text{adv},0-1}(f^*) = 0$ .

Since  $R_{\text{adv},0-1}$  of any classifier is always non-negative, this shows that  $R_{\text{adv},0-1}(\hat{f}) \geq R_{\text{adv},0-1}(f^*)$ . Combining this with the above result on classification risk we get

$$R_{0-1}(\hat{f}) + \lambda R_{\text{adv},0-1}(\hat{f}) > R_{0-1}(f^*) + \lambda R_{\text{adv},0-1}(f^*).$$

This shows that  $\hat{f}$  can't be a minimizer of the joint objective. This shows that any minimizer is a Bayes optimal classifier. It is also easy to show that any Bayes optimal classifier is a minimizer of the joint objective.

The other part of the proof follows from the proof of Corollary 2.

## G Proof of Theorem 7

We first prove the Theorem for  $\epsilon \rightarrow 0$ .

**Small  $\epsilon$ .** Suppose  $\epsilon$  is very small and  $f$  is differentiable. Then from Taylor series expansion of  $f$  we have  $f(x+\delta) = f(x) + \nabla_x f(x)^T \delta + o(\epsilon)$ . Then  $\ell(f(x+\delta), y)$  can be written as

$$\ell(f(x+\delta), g(x)) = \ell(f(x), g(x)) + \log \left[ \frac{1 + e^{-g(x)f(x+\delta)}}{1 + e^{-g(x)f(x)}} \right] = \ell(f(x), g(x)) - \frac{g(x)\nabla f(x)^T \delta}{1 + e^{g(x)f(x)}} + o(\epsilon)$$

The optimization problem (4) can then be rewritten as

$$\operatorname{argmin}_{f \in \mathcal{F}} \mathbb{E}[\ell(f(x), y)] + \lambda \mathbb{E} \left[ \sup_{\substack{\|\delta\| \leq \epsilon \\ g(x)=g(x+\delta)}} \nabla f(x)^T \delta \left( -\frac{g(x)}{1 + e^{g(x)f(x)}} \right) \right] + o(\epsilon).$$

Let  $h(x) = \left( \frac{g(x)}{1 + e^{g(x)f(x)}} \right)$ . Note that we assumed that the base classifier  $g$  satisfies the following margin condition

$$P_x(\exists \tilde{x} : \|\tilde{x} - x\| \leq \epsilon, g(\tilde{x}) \neq g(x)) = 0.$$

So we have

$$\sup_{\substack{\|\delta\| \leq \epsilon \\ g(x)=g(x+\delta)}} h(x)\nabla f(x)^T \delta = \sup_{\|\delta\| \leq \epsilon} h(x)\nabla f(x)^T \delta = \epsilon |h(x)| \|\nabla f(x)\|_*,$$

where  $\|\cdot\|_*$  is the dual norm of  $\|\cdot\|$ . Using this observation, the above optimization problem can be written as

$$\operatorname{argmin}_{f \in \mathcal{F}} \mathbb{E}[\ell(f(x), y)] + \epsilon \lambda \mathbb{E}[|h(x)| \|\nabla f(x)\|_*] + o(\epsilon).$$

This completes the proof of this part.

**General  $\epsilon$ .** We now consider the case where  $\epsilon$  could be any positive constant. First note that  $f(x + \delta)$  can be written as

$$f(x + \delta) = f(x) + \int_{t=0}^1 \nabla f(x + t\delta)^T \delta dt.$$

Rearranging the terms gives us:

$$|f(x + \delta) - f(x)| \leq \left| \int_{t=0}^1 \nabla f(x + t\delta)^T \delta dt \right| \leq \epsilon \sup_{\|\delta\| \leq \epsilon} \|\nabla f(x + \delta)\|_*.$$

Let  $u(x) = \epsilon \sup_{\|\delta\| \leq \epsilon} \|\nabla f(x + \delta)\|_*$ . Then  $\ell(f(x + \delta), y)$  can be upper bounded as

$$\begin{aligned} \ell(f(x + \delta), g(x)) &= \log \left( 1 + e^{-g(x)f(x+\delta)} \right) \\ &\leq \log \left( 1 + e^{-g(x)f(x)} e^{u(x)} \right) \leq \ell(f(x), g(x)) + u(x). \end{aligned}$$

So we have the following upper bound for the objective in Equation (4)

$$\mathcal{R}(f) + \lambda \mathcal{R}_{\text{adv}}(f) \leq \mathbb{E} [\ell(f(x), y)] + \epsilon \lambda \mathbb{E} \left[ \sup_{\|\delta\| \leq \epsilon} \|\nabla f(x + \delta)\|_* \right].$$

## H Experimental Settings

In all our experiments we use the following network architectures:

**MNIST.** 1 hidden layer neural network, 3 hidden layer neural network with (512,512,320) hidden units in the hidden layers. We use ReLU activations in all our experiments on MNIST. To control the capacity of the network we vary the number of hidden units.

**CIFAR10.** We use VGG11 network in all our CIFAR10 experiments. To control the capacity of the network we scale the number of units in each layer. By a capacity scale of  $k$ , we mean that we use  $k$  times the number of units in each layer of original VGG network.

In all our experiments we measure adversarial perturbations w.r.t  $L_\infty$  norm. Here are the details about PGD training we used in our experiments:

**PGD Training.** For PGD training on MNIST, we optimize the inner maximization problem for 50 iterations with step size 0.01. For PGD training on CIFAR10, we optimize the inner maximization problem for 15 iterations with step size 0.005.

**Computation of adversarial risk.** We use adversarial examples generated by PGD to compute the adversarial risk of a classifier.