

Impurity-induced orbital magnetization in a Rashba electron gas

Juba Bouaziz,^{*} Manuel dos Santos Dias, Filipe Souza

Mendes Guimarães, Stefan Blügel, and Samir Lounis

Peter Grünberg Institut and Institute for Advanced Simulation,

Forschungszentrum Jülich and JARA, 52425 Jülich, Germany

(Dated: June 7, 2018)

Abstract

We investigate the induced orbital magnetization density in a Rashba electron gas with magnetic impurities. Relying on classical electrodynamics, we obtain this quantity through the bound currents composed of a paramagnetic and a diamagnetic-like contribution which emerge from the spin-orbit interaction. Similar to Friedel charge ripples, the bound currents and the orbital magnetization density oscillate as function of distance away from the impurity with characteristic wavelengths defined by the Fermi energy and the strength of the Rashba spin-orbit interaction. The net induced orbital magnetization was found to be of the order of magnitude of its spin counterpart. Besides the exploration of the impact of the electronic filling of the impurity states, we investigate and analyze the orbital magnetization induced by an equilateral frustrated trimer in various non-collinear magnetic states. On the one hand, we confirm that non-vanishing three-spin chiralities generate a finite orbital magnetization density. On the other hand, higher order contributions lead to multiple-spin chiralities affecting non-trivially and significantly the overall magnitude and sign of the orbital magnetization.

I. INTRODUCTION

The inversion symmetry breaking at surfaces and interfaces leads to the emergence of a wide variety of phenomena. Its signature can be detected experimentally through different physical quantities¹⁻³. In combination with the spin-orbit (SO) interaction, it leads to the Rashba effect, which consists of an energy spin-splitting of the surface/interface states³⁻⁵. The Rashba effect was observed experimentally at noble metallic surfaces using angle-resolved photoemission spectroscopy (ARPES)⁶⁻⁸ through the energy dispersion imaging of the Rashba spin-splitting. Since its first observations, several studies were devoted to this effect as reported in several reviews^{3,9}. For instance, it was shown that the Rashba spin-splitting can be manipulated by material engineering¹⁰⁻¹². In the case of a Bi monolayer deposited on Si(111), the splitting can be very large¹⁰.

An alternative way to probe the spin-splitting of the surface states is using the Friedel oscillations¹³ resulting from the scattering of the surface electrons off defects or impurities. They can be accessed experimentally via scanning tunneling microscopy (STM)^{14,15}. However, it was shown theoretically that no signature of the Rashba spin-splitting can be observed in the charge density surrounding a single impurity¹⁶. In Ref 17, Lounis *et al.* showed that the introduction of a magnetic impurity into a Rashba electron gas causes Friedel oscillations in the spin magnetization density where a signature of the spin-splitting can be observed — the induced spin magnetization exhibits a Skyrmion-like spin texture.

In addition to the induced spin magnetization, the presence of the Rashba SO interaction in conjunction with an external magnetic field/moment (breaking time-reversal symmetry) generates bound charge currents. They were explored in the context of magnetic impurities and ferromagnetic islands coupled to superconductors with finite spin-orbit interaction¹⁸. These bound currents represent electrons moving in a closed circuit and produce a finite orbital magnetization within the Rashba electron gas, which can be of the order of magnitude of the spin magnetization. The time-reversal invariant Rashba electron gas can also be seen as having a compensated orbital magnetization¹⁹.

In classical electrodynamics, the bound currents and orbital magnetization are related via²⁰:

$$\vec{j}(\vec{r}) = \vec{\nabla}_{\vec{r}} \times \vec{m}_l(\vec{r}) \quad , \quad (1)$$

where $\vec{m}_l(\vec{r})$ is the orbital magnetization density and $\vec{j}(\vec{r})$ is the bound current density. In

equilibrium, $\vec{j}(\vec{r})$ is non-dissipative and fulfills the continuity equation for the electron density $\rho(\vec{r})$ (see Eq. (5)). Furthermore, the magnetic impurities also generate finite ground state spin currents leading to the emergence of the chiral Dzyaloshinskii-Moriya (DM) interaction^{21–23}. The latter is the key ingredient for the stabilization of topological spin textures such as magnetic Skyrmions^{24–27}. Recently, it was shown that for such entities, a finite orbital magnetization emerges even in absence of the spin-orbit interaction. In this case, it arises from the scalar spin chirality of the spin texture, $\mathcal{C}_{ijk} = \vec{S}_i \cdot (\vec{S}_j \times \vec{S}_k)$, with \vec{S}_i being the spin magnetic moment direction at site i ^{28,29}. Indeed, non-collinear spin textures can be viewed as a gauge field that couples the spin and orbital degrees of freedom^{30,31}, mimicking the effects of the SO interaction. Moreover, for large magnetic Skyrmions, the chirality-driven orbital magnetization is quantized and becomes topological (*i.e.* not affected by continuous deformations of the magnetic texture) and might be accessed experimentally via x-ray magnetic circular dichroism (XMCD)²⁸. The chiral orbital magnetization was also found in periodic systems^{32–34} as well as in continuous topological structures deposited on Rashba electron gas³⁵. Finally, it was shown in Ref. 36 that non-vanishing induced bound currents arise within a two dimensional electron gas when magnetic moments possessing a non-zero spin chirality are deposited on top.

In this manuscript, we investigate the induced orbital magnetization generated when magnetic impurities are deposited on a Rashba electron gas considering a single impurity or a trimer with a frustrated spin state, and show that it can be of the order of magnitude of the spin magnetization. Furthermore, we demonstrate that higher order spin chiralities can provide a substantial contribution to the induced orbital magnetization generated by clusters involving more than one impurity. The paper is structured as follows: First, we discuss the bound currents and their different contributions (paramagnetic and diamagnetic), which are evaluated analytically for the single impurity case. Second, the induced orbital magnetization density is computed starting from the bound currents by numerically solving a Poisson equation. The impact of the impurity nature on the orbital magnetization by tuning the scattering phase shifts is also considered. Finally, we compute the orbital magnetization for a magnetic trimer in an equilateral triangle with and without the SO interaction, and provide functional forms connecting the spin impurity moments to the orbital magnetization.

II. RASHBA MODEL

The SO interaction leads, in a structure-asymmetric environment such as surfaces or interfaces, to a spin-splitting of the degenerate eigenstates for the two-dimensional free electron gas. The model of Bychkov and Rashba^{4,5} describes this splitting by adding a linear term in momentum \vec{p} to the kinetic energy of the free electrons. The so-called Rashba Hamiltonian is given by

$$\mathbf{H}_R = \frac{p_x^2 + p_y^2}{2m^*} \mathbb{1}_2 - \frac{\alpha_{\text{so}}}{\hbar} (\boldsymbol{\sigma}_x p_y - \boldsymbol{\sigma}_y p_x) \quad , \quad (2)$$

where $\{p_x, p_y\}$ are the components of the momentum operator \vec{p} in Cartesian coordinates of the surface plane whose normal points along \vec{e}_z , and m^* is the effective mass of the electron. $\boldsymbol{\sigma}_x$ and $\boldsymbol{\sigma}_y$ are Pauli matrices and $\mathbb{1}_2$ is the unit matrix in spin-space with a global spin frame of reference parallel to the z -axis. α_{so} is known as Rashba parameter and represents the strength of the SO interaction. The linear term in Eq. (2) is induced by a SO gauge field given by^{37,38}

$$\vec{\mathbf{A}}_{\text{so}} = \frac{m^* \alpha_{\text{so}}}{e\hbar} (-\boldsymbol{\sigma}_y, \boldsymbol{\sigma}_x) \quad , \quad (3)$$

where e is the electron charge. Using this SO gauge field, the Hamiltonian is expressed as

$$\mathbf{H}_R = \frac{(\vec{p} - e\vec{\mathbf{A}}_{\text{so}})^2}{2m^*} - V_{\text{so}} \quad , \quad (4)$$

with $V_{\text{so}} = \frac{m^* \alpha_{\text{so}}^2}{\hbar^2}$ being a constant. Since $[\mathbf{A}_{\text{so}}^x, \mathbf{A}_{\text{so}}^y] \neq 0$, $\vec{\mathbf{A}}_{\text{so}}$ is a non-Abelian gauge field, which complicates any possible approach relying on gauge transformations³⁸. Starting from the time-dependent Schrödinger equation, $i\hbar \frac{\partial \psi(\vec{r}, t)}{\partial t} = \mathbf{H}_R \psi(\vec{r}, t)$, we arrive at a continuity equation for the electron charge density $\rho(\vec{r}, t) = |\psi(\vec{r}, t)|^2$ that provides the current density $\vec{j}(\vec{r}, t)$ and the current operator $\vec{\mathbf{j}}$,

$$\frac{\partial \rho(\vec{r}, t)}{\partial t} + \vec{\nabla}_{\vec{r}} \cdot \vec{j}(\vec{r}, t) = 0 \quad , \quad (5)$$

$$\vec{\mathbf{j}} = \frac{\hbar}{2m^*i} \lim_{\vec{r}' \rightarrow \vec{r}} (\vec{\nabla}_{\vec{r}} - \vec{\nabla}_{\vec{r}'}) \mathbb{1}_2 - \frac{e}{m^*} \vec{\mathbf{A}}_{\text{so}} \quad . \quad (6)$$

The first term in Eq. (6) is the paramagnetic contribution to the current operator, while the second term is a diamagnetic-like contribution arising from the SO gauge field. Both parts are included in the calculations presented in this manuscript. Furthermore, when starting from the Dirac Hamiltonian and performing an expansion in the non-relativistic limit, one

finds an extra contribution to the current operator coming from the Zeeman term of the Hamiltonian, $\vec{j}_{\text{Zeeman}} = \frac{\hbar}{2m^*} \lim_{\vec{r}' \rightarrow \vec{r}} \vec{\nabla}_{\vec{r}} \times \vec{\sigma}$. It may be induced either by a magnetic field or a finite magnetization³⁹. However, this term is not included in our discussion since it does not contribute to the orbital magnetization which is the quantity of interest in this manuscript.

III. BOUND CURRENTS EMERGING FROM A SINGLE MAGNETIC IMPURITY ON A RASHBA ELECTRON GAS

The introduction of magnetic impurities into the system leads to the breaking of time-reversal symmetry, which in presence of SO interaction is expected to induce a finite orbital magnetization²⁰. The magnetic impurities are embedded into the Rashba electron gas using a Green function approach in real space via the Dyson equation

$$\begin{aligned} \mathbf{G}(\vec{r}, \vec{r}', \varepsilon) &= \mathbf{G}^{\text{R}}(\vec{r}, \vec{r}', \varepsilon) \\ &+ \sum_{ij} \mathbf{G}^{\text{R}}(\vec{r}, \vec{r}_i, \varepsilon) \boldsymbol{\tau}_{ij}(\varepsilon) \mathbf{G}^{\text{R}}(\vec{r}_j, \vec{r}', \varepsilon) \end{aligned} \quad (7)$$

relating the Green function of the Rashba electron gas $\mathbf{G}^{\text{R}}(\vec{r}, \vec{r}', \varepsilon)$ (see Appendix A for an explicit expression) to the Green function of the Rashba electron gas with impurities $\mathbf{G}(\vec{r}, \vec{r}', \varepsilon)$ through the scattering path operators $\boldsymbol{\tau}_{ij}(\varepsilon)$ (i, j running over the impurities). The latter describes single and multiple scattering processes experienced by the electrons at the impurities and can be computed from the transition matrices for isolated impurities (t-matrix) $\mathbf{t}_i(\varepsilon)$ as

$$\begin{aligned} \boldsymbol{\tau}_{ij}(\varepsilon) &= \mathbf{t}_i(\varepsilon) \delta_{ij} \\ &+ \sum_k \mathbf{t}_i(\varepsilon) \mathbf{G}_{ik}^{\text{R}}(\varepsilon) (1 - \delta_{ik}) \boldsymbol{\tau}_{kj}(\varepsilon) \quad . \end{aligned} \quad (8)$$

Furthermore, considering that the Fermi wave length of the Rashba electrons is much larger compared to the spatial extension of the impurities, we employ the s-wave approximation¹⁵. In this case, the transition matrix is diagonal in spin space, $t_i^\sigma(\varepsilon) = \frac{i\hbar}{m^*} (e^{2i\delta_i^{\sigma\sigma}(\varepsilon)} - 1)$, with $\delta_i^\sigma(\varepsilon)$ representing the scattering phase shift, by choosing the magnetic moment of the impurity along the z-axis.

For an Fe impurity, it can be approximated by $\delta_i^\uparrow = \pi$ and $\delta_i^\downarrow = \frac{\pi}{2}$ ⁴⁰. For the single impurity case, Eq. (8) reduces to $\boldsymbol{\tau}_{ij}(\varepsilon) = \mathbf{t}_i(\varepsilon) \delta_{ij}$ and $\vec{j}(\vec{r})$ can be computed analytically.

For an impurity located at the origin with its magnetic moment pointing perpendicular to the surface (*i.e.* along the z -axis), the cylindrical symmetry of the Rashba electron gas is preserved and the current density in cylindrical coordinates $\vec{r} = (r \cos \theta, r \sin \theta)$ reads

$$\vec{j}(\vec{r}) = -\frac{\hbar}{m^* \pi} \text{Im} \int_0^{\varepsilon_F} d\varepsilon \left[\frac{G_{\text{ND}}^2(r, \varepsilon)}{r} - \frac{2m^* \alpha_{\text{so}}}{\hbar^2} G_{\text{D}}(r, \varepsilon) G_{\text{ND}}(r, \varepsilon) \right] \Delta t_i(\varepsilon) \vec{e}_\theta \quad . \quad (9)$$

$\vec{e}_\theta = (\sin \theta, -\cos \theta)$ is the azimuthal unit vector at point \vec{r} . $G_{\text{D}}(r, \varepsilon)$ and $G_{\text{ND}}(r, \varepsilon)$ are functions of the distance $r = |\vec{r}|$ and energy ε , and represent the diagonal and off-diagonal parts of the Rashba Green function in spin space, respectively. More details on this derivation are given in Appendix A.

A comment concerning the energy integration in Eq. (9) is in order. The integration is only performed from $[0, \varepsilon_F]$. The energy range $[-\varepsilon_{\text{R}}, 0]$ with $\varepsilon_{\text{R}} = \frac{m^* \alpha_{\text{so}}^2}{2\hbar^2}$ being the Rashba energy is not included, for two reasons. First, for realistic values of the Rashba parameter we have $\varepsilon_{\text{R}} \ll \varepsilon_{\text{F}}$, and so this energy range is very small. Second, although this energy range contains a Van Hove singularity, a careful analysis shows that the t -matrix cancels the singularity and leads to a smooth energy dependence of the Green function^{40,41}. Combining both arguments, we conclude that one can safely neglect the contribution from this energy range.

The first term in Eq. (9) represents the paramagnetic part of the current density, while the second is the diamagnetic one. $\vec{j}(\vec{r})$ has no radial component, thus swirling around the magnetic impurity. The dependence of the current on the intrinsic properties of the impurity is entirely encoded in $\Delta t_i(\varepsilon) = t_i^{\uparrow\uparrow}(\varepsilon) - t_i^{\downarrow\downarrow}(\varepsilon)$. This result reveals, in a clear fashion, that a finite orbital magnetization requires a spin magnetization/magnetic field breaking time-reversal symmetry (*i.e.* $t_i^{\uparrow\uparrow}(\varepsilon) \neq t_i^{\downarrow\downarrow}(\varepsilon)$) and a broken space inversion symmetry environment with the SO interaction (*i.e.* $G_{\text{ND}}(r, \varepsilon) \neq 0$). Similar results were obtained for magnetic impurities deposited on superconductors with Rashba spin-orbit interaction¹⁸.

In Fig. 1a, we show the ground state charge currents induced by a single Fe impurity deposited on the Rashba surface states of a Au(111) surface, computed from Eq. (9). The Rashba model parameters are $\alpha_{\text{so}} = -0.4 \text{ eV \AA}$, $m^* = 0.26 m_e$ (m_e being the electron mass) and $\varepsilon_{\text{F}} = 410 \text{ meV}$ ⁴². These swirling bound currents are dissipationless (*i.e.* with zero divergence) with an oscillating amplitude reminiscent of the Friedel oscillations present in the charge and spin densities. A cut at $y = 0$ is shown in Fig. 1b, where the oscillating

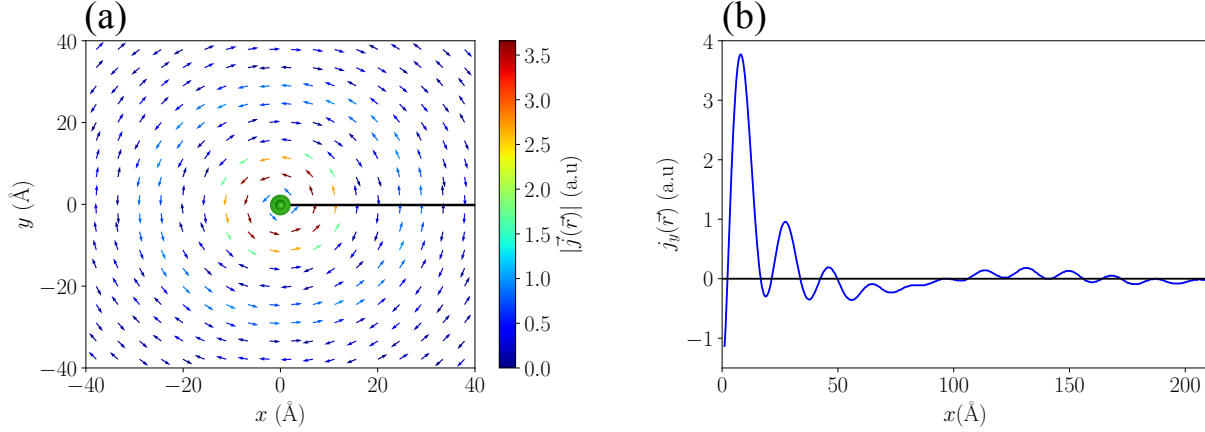


FIG. 1. Ground state charge currents induced by a single Fe impurity on a Au(111) with a magnetic moment perpendicular to surface plane (along the z -axis). $\alpha_{\text{so}} = -0.4 \text{ eV \AA}$, $m^* = 0.26 m_e$ and $\varepsilon_{\text{F}} = 410 \text{ meV}$ ⁴² are the Rashba model parameters for the Au(111) surface state. The Fe impurity is considered in the s-wave approximation⁴⁰. a) The dissipationless currents are swirling around the magnetic impurity in agreement with the continuity equation and the axial symmetry of the system. b) Evolution of the y -component of the current density as function of the distance from the impurity. It displays an oscillatory behaviour with two wave lengths $\lambda_{\text{F}} \sim 18.5 \text{ \AA}$ and $\lambda_{\text{so}} \sim 130 \text{ \AA}$.

current density displays a beating effect at $x \sim 60 \text{ \AA}$ similar to the one observed in the spin magnetization density and magnetic exchange interactions characterizing single impurities embedded in a Rashba electron gas^{17,40}. Two wavelengths are at play in settling the oscillatory behavior of the current density: a short one given by the Fermi wave length $\lambda_{\text{F}} \sim 18.5 \text{ \AA}$ and a long one induced by the SO interaction $\lambda_{\text{so}} \sim 130 \text{ \AA}$. This behavior can be understood when considering the analytical form of the current density obtained in the asymptotic limit (*i.e.* expanding $G_{\text{D}}(r, \varepsilon)$ and $G_{\text{ND}}(r, \varepsilon)$ for $r \rightarrow \infty$):

$$\begin{aligned} \vec{j}(r) = & -\frac{m^*}{\hbar^3 \pi r} \text{Im} \Delta t_i \left[6k_{\text{so}}^2 [\text{CI}(2k_{\text{F}}r) - \text{CI}(2|k_{\text{so}}|r)] - 2k_{\text{so}}^2 \left[\frac{\sin(2k_{\text{F}}r)}{2k_{\text{F}}r} - \frac{\sin(2|k_{\text{so}}|r)}{2|k_{\text{so}}|r} \right] \right] \vec{e}_{\theta} \\ & + \frac{2(m^*)^2 \alpha_{\text{so}}}{\hbar^4 \pi} \text{Im} \Delta t_i \left[4k_{\text{so}}^2 [\text{SI}(2k_{\text{F}}r) - \text{SI}(2|k_{\text{so}}|r)] + \frac{1}{r^2} [\sin(2k_{\text{F}}r) - \sin(2|k_{\text{so}}|r)] \right] \vec{e}_{\theta} \quad . \end{aligned} \quad (10)$$

$\text{CI}(x)$ and $\text{SI}(x)$ represent the sine and cosine integrated functions of x , while $k_{\text{so}} = \frac{m^* \alpha_{\text{so}}}{\hbar^2}$. Eq. (10) shows that in the asymptotic limit, the current density oscillates with two different wave lengths $\lambda_{\text{F}} = \frac{\pi}{k_{\text{F}}}$ and $\lambda_{\text{so}} \propto \frac{\pi}{k_{\text{so}}}$.

IV. METHOD FOR THE EVALUATION OF THE ORBITAL MAGNETIZATION

In the previous section, we showed that a system with broken time and space inversion symmetry hosts ground state charge currents. These currents give rise to a finite orbital magnetization within the Rashba electron gas. In absence of free charge currents and time-dependent external fields, the orbital magnetization density $\vec{m}_l(\vec{r})$ is related to the ground state charge current via Eq. (1). Let us begin by showing that there is no indeterminacy in this relation, contrary to the three-dimensional case⁴³. Due to the two-dimensional geometry, the current density lies in xy -plane, and so the orbital magnetization is restricted to the z -direction. The standard indeterminacy in Eq. (1) consists of adding the gradient of an arbitrary function to the orbital magnetization, which does not affect the current density. Since only the z -component of the gradient is compatible with this geometry and it vanishes identically, there is no remaining freedom in the definition of the orbital magnetization density. Therefore, we can use Eq. (1) to define the orbital magnetization density, by rewriting it as a Poisson equation,

$$\begin{aligned}\vec{\nabla}_{\vec{r}} \times \vec{j}(\vec{r}) &= \vec{\nabla}_{\vec{r}} \times \vec{\nabla}_{\vec{r}} \times \vec{m}_l(\vec{r}) \quad , \\ &= \vec{\nabla}_{\vec{r}} (\vec{\nabla}_{\vec{r}} \cdot \vec{m}_l(\vec{r})) - \vec{\nabla}_{\vec{r}}^2 \cdot \vec{m}_l(\vec{r}) \quad .\end{aligned}\tag{11}$$

For 2D systems, the previous equation reduces to:

$$\partial_x j_y(\vec{r}) - \partial_y j_x(\vec{r}) = -\vec{\nabla}_{\vec{r}}^2 m_{l,z}(\vec{r}) \quad ,\tag{12}$$

which can be solved numerically using a Fourier series in a large finite simulation box. The Fourier components $m_{l,z}(\vec{k})$ of the orbital magnetization are

$$m_{l,z}(\vec{k}) = i \frac{k_y j_x(\vec{k}) - k_x j_y(\vec{k})}{k_x^2 + k_y^2} \quad ,\tag{13}$$

where $j_\alpha(\vec{k})$ is the Fourier transform of $j_\alpha(\vec{r})$ defined as:

$$j_\alpha(\vec{k}) = \sum_{i=1}^{N_r} j_\alpha(\vec{r}_i) e^{i\vec{k} \cdot \vec{r}_i} \quad .\tag{14}$$

In practice, we consider Fe impurities deposited on Au(111)⁴⁰, in a box of $210 \text{ \AA} \times 210 \text{ \AA}$ divided in a grid of $N_r = 1000 \times 1000$ points in real space. In our calculations, the Fermi wave length is set to $\lambda_F \sim 18.5 \text{ \AA}$. The ratio between λ_F and the grid spacing is thus 0.01, which was found to lead to converged results. This large box also ensures that $\vec{j}(\vec{r}) \simeq 0$ at the edges of the box to avoid interactions between the impurity and its periodic copies. Lastly, $m_{l,z}(\vec{k})$ is Fourier transformed back to real space providing $m_{l,z}(\vec{r})$.

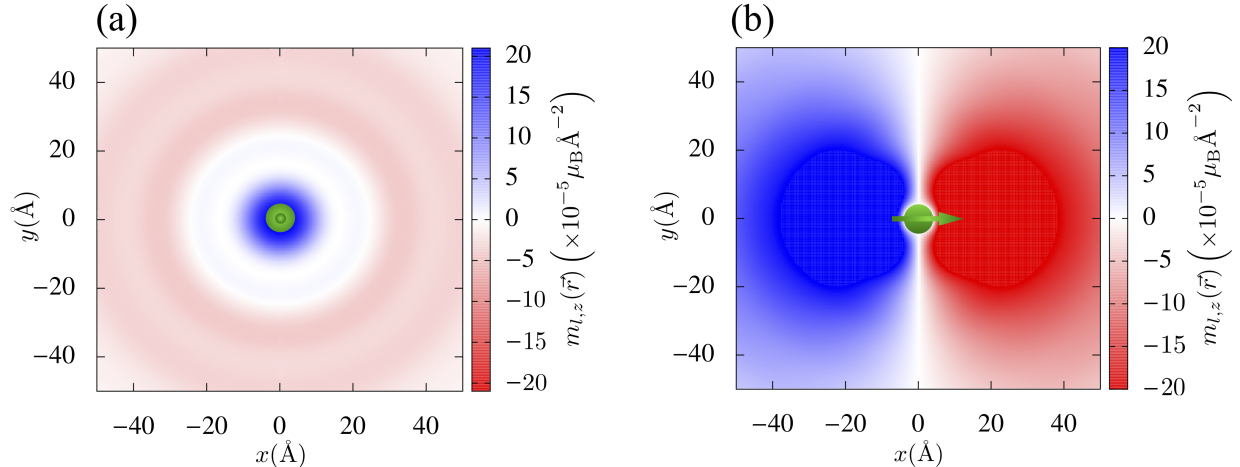


FIG. 2. Induced orbital magnetization map for a single Fe adatom deposited on a Rashba electron gas using the same model parameters as in Sec. III. The Fe impurity taken in the s-wave approximation¹⁵ is represented by a green sphere located at the origin, while its magnetic moment is represented by a green arrow. (a) When the impurity spin moment points along the z -direction, the induced orbital magnetization consists of concentric rings centered around the Fe impurity oscillating with two characteristic wave lengths λ_F and λ_{so} . (b) When the impurity spin moment lies in the plane, along the x -direction, the orbital magnetization is strongly anisotropic since m_l^z is positive (negative) for negative (positive) x .

V. ORBITAL MAGNETIZATION INDUCED BY A SINGLE IMPURITY

We now discuss the orbital magnetization obtained for the setup discussed in Sec. IV in presence of a single magnetic impurity with a spin moment pointing perpendicular to the plane (z -axis), and also when it points in the plane along the x -axis. Their orbital magnetization densities obtained using Eq. (12) are shown in Figs. 2a and b, respectively. In the first case, we observe isotropic Friedel oscillations in the induced orbital magnetization around the Fe impurity since the spin moment does not break the cylindrical symmetry. Similarly to the current density, $m_{l,z}(\vec{r})$ oscillates with two characteristic wave lengths λ_F and λ_{so} . These oscillations decay as $\frac{1}{r}$, which is slower than the induced spin magnetization¹⁷. Nonetheless, $m_{l,z}(\vec{r})$ is one order of magnitude smaller in comparison to the induced spin magnetization density. The net orbital and spin magnetizations are $M_{l,z} = -0.58 \mu_B$ and $M_{s,z} = 2.11 \mu_B$, respectively.

For the in-plane orientation depicted in Fig. 2b where the cylindrical symmetry is broken, two oscillation wave lengths are also found: λ_F and λ_{so} . The orbital magnetization density $m_{l,z}(\vec{r})$, however, oscillates around a positive (negative) value for $x < 0$ ($x > 0$). The oscillations are less pronounced compared to the case where the impurity has a moment along the z -axis in Fig. 2a. Nevertheless, the order of magnitude and the asymptotic decay of $m_{l,z}(\vec{r})$ at large distances are similar in both cases. Furthermore, when the spin moment points in the plane, $m_{l,z}(x, y) = -m_{l,z}(-x, y)$ and, therefore, the total induced orbital magnetization sums up to zero. The net induced spin magnetization vanishes as well.

VI. ORBITAL MAGNETIZATION FOR DIFFERENT TYPES OF IMPURITIES

Here, we consider a single impurity with $\vec{S}_i \parallel z$ -axis and investigate the dependence of the induced orbital magnetization on the nature of the magnetic impurities. This is achieved by shifting the position of the impurity resonance with respect to the Fermi energy of the Rashba electron gas, which represents different charge and spin states of the impurity. The impurities are modeled using a scattering phase shift $\delta_i^\sigma(\varepsilon)$ that can be related to its local density of states $n_i(\varepsilon)$ via the Friedel sum rule¹³

$$n_i(\varepsilon) = \frac{1}{\pi} \frac{d\delta_i^\sigma(\varepsilon)}{d\varepsilon} . \quad (15)$$

We focus on $3d$ transition metal impurities for which the local density of states has a Lorentzian-like shape^{44,45}. Thus, the scattering phase shift can be computed analytically and reads

$$\delta_i^\sigma(\varepsilon) = \frac{\pi}{2} + \text{atan} \left(\frac{\varepsilon - \varepsilon_i^\sigma}{\Gamma_\sigma} \right) , \quad (16)$$

ε_i^σ being the resonance position for the spin channel σ and Γ_σ is the resonance width at half maximum. The broadening of the impurity states is induced by hybridization with the Rashba electron gas and with other substrate electronic states not explicitly being considered. Furthermore, for the $3d$ transition metal impurities of interest, the majority spin is fully occupied (*i.e.* $\delta_i^\uparrow(\varepsilon) = \pi$) and does not contribute to the bound current density (see Sec. III).

The net orbital magnetization can be obtained by integrating the orbital magnetization density computed Eq. (12) over the simulation box. Alternatively, we can provide an approximate connection between $M_{l,z}$ and the transition matrices (and, therefore, with $\delta_i^\sigma(\varepsilon)$)

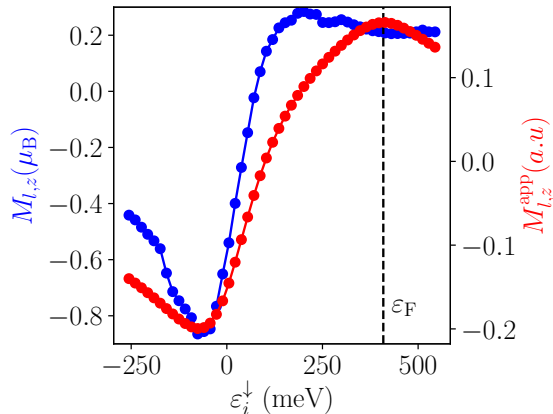


FIG. 3. Evolution of $M_{l,z}$ (blue curve) and of $M_{l,z}^{\text{app}}$ (red curve) as a function of the impurity resonance position ϵ_i^\downarrow (minority spin channel). Both curves have a similar behavior and display a band filling effect. The broadening of the minority spin channel is set to $\Gamma_\downarrow = 115$ meV and the Fermi energy $\epsilon_F = 410$ meV.

using the classical formula:

$$\vec{M}_l = \frac{1}{2} \int_S d\vec{r} \vec{r} \times \vec{j}(\vec{r}) \quad . \quad (17)$$

Starting from Eq. (9) and using the asymptotic forms of $G_D(r, \epsilon)$ and $G_{\text{ND}}(r, \epsilon)$ for $r \rightarrow \infty$ and then performing the spatial integral in the previous equation, we find the following approximate expression:

$$M_{l,z}^{\text{app}} \propto \text{Re} \int_0^{\epsilon_F} d\epsilon \frac{\Delta t_i(\epsilon)}{\sqrt{\epsilon}} \quad . \quad (18)$$

In Fig. 3, we show $M_{l,z}$ and $M_{l,z}^{\text{app}}$ as a function of the resonance position of the minority spin channel ϵ_i^\downarrow . $\Delta t_i(\epsilon)$ is computed using the energy dependent scattering phase shift given in Eq. (16). Both quantities follow the same trend and display a step-like feature, showing a dependence on the valence of the impurity. Furthermore, since we assumed that the majority impurity resonance is fully occupied, in the limit $\epsilon_i^\downarrow \rightarrow -\infty$, both resonances become fully occupied and the net orbital magnetization vanishes. Moreover, when $\epsilon_i^\downarrow \rightarrow +\infty$, $M_{l,z}$ vanishes as well since the occupied Rashba states do not hybridize with the impurity states. This shows that the nature of the impurity has a deep impact on the induced orbital magnetization, and the valence of the impurity can be employed to tune its magnitude.

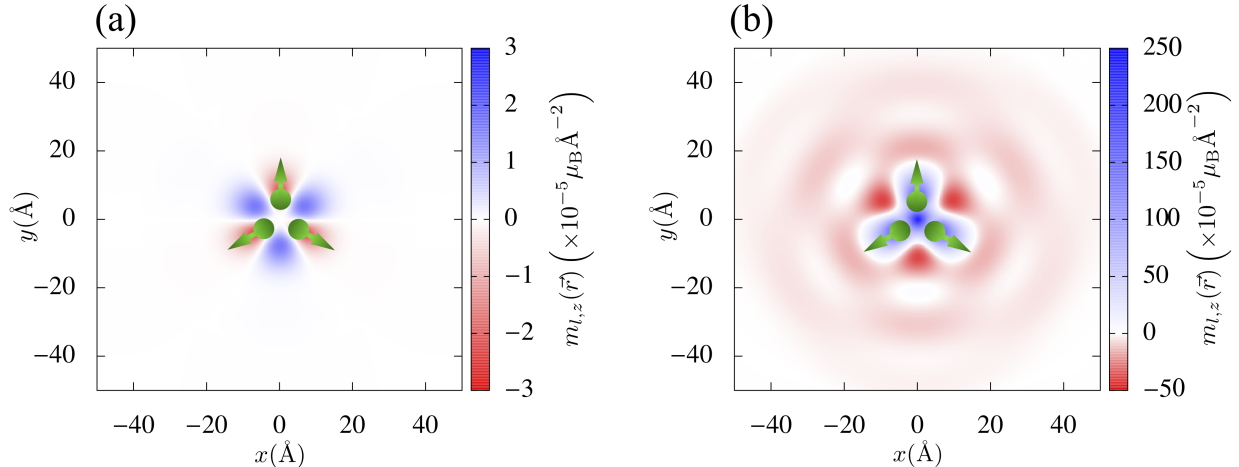


FIG. 4. Induced orbital magnetization map for an Fe trimer deposited on a Rashba electron gas with an equilateral triangle geometry. We used the same model parameters as in Sec. III. The Fe impurities are represented by a green sphere located at the origin, while their magnetic moment is represented by a green arrow (The Fe impurities are considered in the s-wave approximation¹⁵). The magnetic trimer has an opening angle of $\theta = 60^\circ$ and the azimuthal angles are $\phi_i = \{330^\circ, 90^\circ, 210^\circ\}$, respectively. (a) In absence of SO interaction, the orbital magnetization remains finite, it follows C_{3v} symmetry and is rather small. (b) In presence of SO interaction, the orbital magnetization is two orders of magnitude higher in comparison with the previous case and displays a constructive interference at the center of mass of the equilateral triangle.

VII. ORBITAL MAGNETIZATION OF A TRIMER ON A RASHBA ELECTRON GAS

After investigating the emerging orbital magnetization induced by a single magnetic impurity, we consider now a more complex nanostructure composed of three Fe atoms forming an equilateral triangle centered at the origin. The distance between the Fe impurities is $d = 10.42 \text{ \AA}$, corresponding to the seventh nearest neighbor distance on Au(111) (long distance regime where the s-wave approximation is valid). For this separation the impurity Fe magnetic moments are coupled antiferromagnetically⁴⁰ leading to a non-collinear magnetic state. The ground state without the presence of spin-orbit interaction is a Néel-state with an angle between the impurity spins of 120° . We first begin by omitting the contribution of the SO interaction and assume that the moments are non-coplanar with an opening po-

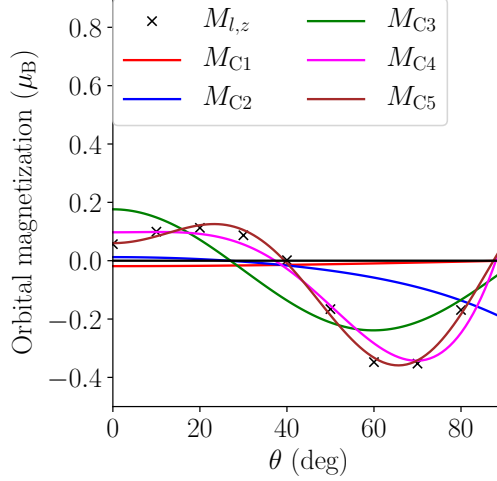


FIG. 5. Net orbital magnetization ($M_{l,z}$) as functions of the opening polar angle θ of an Fe trimer in an equilateral triangle geometry (see Fig. 4). The black crosses indicate the values of the net orbital magnetization computed using Eq. (13). The full curves represents the fits of the net orbital magnetization up to different orders.

lar angle of $\theta = 60^\circ$ and an azimuthal angle $\phi_i = \{330^\circ, 90^\circ, 210^\circ\}$. The resulting orbital magnetization is shown in Fig. 4a. Even though the SO interaction is absent, $m_{l,z}(\vec{r})$ is finite and follows the C_{3v} symmetry of the system²⁸. In this case, the current density and, consequently, the induced angular momentum have their origin in the non-collinearity of the moments and can be traced to the scalar three-spin chirality $\vec{S}_i \cdot (\vec{S}_j \times \vec{S}_k)$ and its higher-order generalizations (see Appendix B). For that reason, we refer to this contribution as *chiral orbital magnetization*. Similarly to the single atom case, $m_{l,z}(\vec{r})$ oscillates with two wave lengths (λ_F and λ_{so}). The results obtained in Fig. 4a also reveals that the induced net chiral orbital magnetization vanishes by symmetry in the simulation box. The net induced spin magnetization is however finite $M_{s,z} = -0.16 \mu_B$.

Including the contribution of the SO interaction, the obtained orbital magnetization is shown in Fig. 4b. Similarly to the SO interaction free case, $m_{l,z}(\vec{r})$ obeys C_{3v} symmetry and has a $1/r$ decay, but now with values two orders of magnitude larger than the chiral contribution. The oscillation in $m_{l,z}(\vec{r})$ are more pronounced, and the constructive interference at the center of mass of the triangle gives rise to large values of $m_{l,z}(\vec{r})$. The net induced spin and orbital magnetizations are $M_{s,z} = -0.49 \mu_B$ and $M_{l,z} = -0.35 \mu_B$, respectively. In pres-

ence of SO interaction, the connection between $m_{l,z}(\vec{r})$ and the non-collinear spin texture is more complex. It was shown previously in Ref. 35 that for continuous spin textures, the presence of two non-collinear spin moments is enough to influence the orbital magnetization. In the limit of fast rotating spin textures, similar terms arise in $M_{l,z}$. However and as shown in the following, higher order contributions besides the three-spin chirality can be of crucial importance and strongly influence its angular dependence.

To study the dependence of the total induced orbital magnetization $M_{l,z}$ (including both chiral and SO contributions) on the spin orientation of the impurities, we computed it for different opening angles θ . The result is shown in Fig. 5, where we notice that $M_{l,z}$ can be rather large, reaching $-0.4 \mu_B$ for $\theta = 70^\circ$. Then by performing a Born expansion of the Green function and retaining only terms up to first order in SO interaction (similarly to Appendix B), $M_{l,z}$ can be written as:

$$\begin{aligned}
M_{l,z} = & \beta_1 \cos \theta + \beta_2 \cos \frac{\gamma}{2} \\
& + \beta_3 \sin^2 \theta \cos \theta + \beta_4 \cos^2 \frac{\gamma}{2} \\
& + \beta_5 \cos \gamma \sin^2 \theta \cos \theta \quad ,
\end{aligned} \tag{19}$$

where $\gamma = \arccos(\vec{S}_1 \cdot \vec{S}_2)$ is the angle between \vec{S}_1 and \vec{S}_2 , respectively. As shown in Appendix B, in absence of SO interaction $\beta_1 = \beta_2 = \beta_4 = 0$ and the functional form includes only the odd powers of the spin moments. We also show in Fig. 5 the different fits of the orbital magnetization obtained when truncating Eq. (19) at different orders and provide the values of the coefficients β_i in Table I. This reveals the importance of higher order contributions to capture the right angular dependence of $M_{l,z}$ in the entire range of angles taken into account. The low order expansions would only be able to reproduce the correct behaviour in a small angular window.

VIII. DISCUSSIONS AND CONCLUSION

In this paper, we used a model approach relying on the Rashba Hamiltonian to understand the emergence of an induced orbital magnetization when magnetic impurities are incorporated into a Rashba electron gas. The magnetic impurities were described using scattering phase shifts that were either taken to be constant or were obtained with a Lorentzian-like shape of the impurity density of states. We computed the dissipationless bound currents

Parameters	β_1	β_2	β_3	β_4	β_5
M_{C1}	-0.019	—	—	—	—
M_{C2}	0.409	-0.397	—	—	—
M_{C3}	0.242	-0.065	-0.843	—	—
M_{C4}	-7.653	-7.385	4.817	15.136	—
M_{C5}	1.854	2.042	-2.244	-3.836	1.932

TABLE I. Parameters used to fit the orbital magnetization up to fifth power of spin impurity moment. M_{C_i} stands for the fit of the orbital magnetization up to the i^{th} order. C stands for chirality. The fits are displayed in Fig. 5.

present in the system, which consist of paramagnetic and diamagnetic-like contributions, devising a method applicable to any ensemble of impurities with an arbitrary magnetic configuration. Afterwards, we showed analytically that, in presence of a single magnetic impurity with its moment parallel to the z -axis, a finite orbital magnetization arises when time and space inversion symmetries are simultaneously broken. The net orbital magnetization was found to be of the order of magnitude of its spin counterpart. However, it vanishes by symmetry when the impurity spin moment lies in the surface plane.

The dependence of the net orbital magnetization on the nature of the impurity was also addressed. Its magnitude and sign strongly depend on the impurity kind (namely, its valence and the location of the impurity resonances with respect to the Fermi energy of the electron gas). Moreover, we considered a more complex magnetic structure consisting of a magnetic trimer in an equilateral geometry. In absence of SO interaction and when the spin texture displays a non-vanishing scalar spin chirality, a chiral orbital magnetization is observed²⁸. This result was also recovered analytically. When the SO interaction is turned on, the dependence of the net orbital magnetization on the spin texture is more complex, and higher order powers of the spin chirality can be of crucial importance. In this case, the orbital magnetization density was two orders of magnitude higher in comparison to the case where the SO interaction is not present.

Finally, we foresee the possibility of measuring the total (spin/orbital) induced magnetization at surface utilizing spin-polarized STM⁴⁶. Distinguishing, however, the spin from the orbital magnetization is not trivial. One has to consider the asymptotic behavior and

the specific decay of both types of magnetization. Since the magnetization density produces stray fields, measurements exploiting Nitrogen-Vacancy centers might enable their detection⁴⁷. Moreover, we believe that XMCD is a possible technique to track higher order spin-chiralities, which play a major role for the determination of induced orbital magnetization by altering the topological properties of the orbital magnetization induced by complex magnetic structures such as magnetic skyrmions²⁸.

Acknowledgements This work was supported by the European Research Council (ERC) under the European Union’s Horizon 2020 research and innovation programme (ERC-consolidator grant 681405 DYNASORE).

Appendix A: Single magnetic adatom ground state charge current

In this Appendix, we derive the ground state charge current induced by magnetic impurities with a spin moment perpendicular to the plane containing the Rashba electron gas (*i.e.* along the z -axis). The current operator given in Eq. (6) contains a gradient acting on the Green function. Since the cylindrical symmetry of the Rashba electron gas is preserved when the moment points out of the plane, we write the gradient in cylindrical coordinates as

$$\vec{\nabla}_{\vec{r}} = \vec{e}_r \frac{\partial}{\partial r} + \frac{1}{r} \vec{e}_\theta \frac{\partial}{\partial \theta} \quad . \quad (\text{A1})$$

\vec{e}_r and \vec{e}_θ are the radial and azimuthal unit vectors, respectively. Assuming an impurity located at position \vec{R}_i , we define the gradient accordingly as $\vec{\nabla}_{\vec{r}_i}$. Furthermore, the Rashba Green function is a matrix in spin space, given by

$$\mathbf{G}^{\text{R}}(\vec{R}, \varepsilon + i0^+) = \begin{pmatrix} G_{\text{D}}(R, \varepsilon) & -G_{\text{ND}}(R, \varepsilon) e^{-i\beta} \\ G_{\text{ND}}(R, \varepsilon) e^{i\beta} & G_{\text{D}}(R, \varepsilon) \end{pmatrix} \quad , \quad (\text{A2})$$

where $G_{\text{D}}(R, \varepsilon)$ and $G_{\text{ND}}(R, \varepsilon)$ are given by linear combinations of Hankel functions of zero and first order, respectively,

$$G_{\text{D}}(R, \varepsilon + i0^+) = -\frac{im^*}{2\hbar^2(k_+ + k_-)} [k_+ H_0(k_+R + i0^+) + k_- H_0(k_-R + i0^+)] \quad , \quad (\text{A3})$$

$$G_{\text{ND}}(R, \varepsilon + i0^+) = -\frac{im^*}{2\hbar^2(k_+ + k_-)} [k_+ H_1(k_+R + i0^+) - k_- H_1(k_-R + i0^+)] \quad . \quad (\text{A4})$$

The wave vectors k_+ and k_- are given by $k_+ = k_{\text{so}} + \sqrt{k_{\text{so}}^2 + \frac{2m^*\varepsilon}{\hbar^2}}$ and $k_- = -k_{\text{so}} + \sqrt{k_{\text{so}}^2 + \frac{2m^*\varepsilon}{\hbar^2}}$ with $k_{\text{so}} = \frac{m^*\alpha_{\text{so}}}{\hbar^2}$. The gradient of the Rashba Green function is given by:

$$\vec{\nabla}_{\vec{r}_i} \mathbf{G}^{\text{R}}(\vec{r}_i, \varepsilon + i0^+) = \begin{pmatrix} \vec{e}_{r_i} \frac{\partial G_{\text{D}}}{\partial r_i} & e^{-i\theta_i} [-\vec{e}_{r_i} \frac{\partial G_{\text{ND}}}{\partial r_i} + i \vec{e}_{\theta_i} \frac{G_{\text{ND}}}{r_i}] \\ e^{i\theta_i} [\vec{e}_{r_i} \frac{\partial G_{\text{ND}}}{\partial r_i} + i \vec{e}_{\theta_i} \frac{G_{\text{ND}}}{r_i}] & \vec{e}_{r_i} \frac{\partial G_{\text{D}}}{\partial r_i} \end{pmatrix}, \quad (\text{A5})$$

From Eq. (A5) $\frac{\partial G_{\text{D}}}{\partial r_i}$ and $\frac{\partial G_{\text{ND}}}{\partial r_i}$ are needed. This involves first order derivatives of Hankel functions which can be computed using recursion:

$$\frac{dH_n(x)}{dx} = \left[\frac{n H_n(x)}{x} - H_{n+1}(x) \right]. \quad (\text{A6})$$

For the Rashba Green function one needs the derivatives of $H_0(x)$ and $H_1(x)$:

$$\begin{cases} \frac{dH_0(x)}{dx} = -H_1(x) & , \\ \frac{dH_1(x)}{dx} = \left[\frac{H_1(x)}{x} - H_2(x) \right] & . \end{cases}$$

After computing $\vec{\nabla}_{\vec{r}_i} \mathbf{G}^{\text{R}}(\vec{r}_i, \varepsilon + i0^+)$ one can easily access $\vec{\nabla}_{\vec{r}_i} \mathbf{G}(\vec{r}_i, \varepsilon + i0^+)$ via Eq. (7), which is employed to compute the expectation value of \vec{j} given in Eq. (6) via:

$$\vec{j}(\vec{r}) = \int_{-\infty}^{\varepsilon_{\text{F}}} d\varepsilon \text{Tr} \vec{j} \mathbf{G}(\vec{r}, \varepsilon) \quad , \quad (\text{A7})$$

where the trace is taken over the spin degree of freedom.

Appendix B: Paramagnetic charge current without SO interaction

Here, we derive the connection between the chiral orbital magnetization and the scalar chirality (and the spin texture in general) up to the fifth order. We consider that the spin-orbit interaction is zero (*i.e.* $\alpha_{\text{so}} = 0$), thus the Rashba Green function becomes spin diagonal. Then we perform a Born expansion of Eq. (8) as

$$\begin{aligned} \mathbf{G}(\vec{r}, \vec{r}', \varepsilon) &= \mathbf{G}^{\text{R}}(\vec{r}, \vec{r}', \varepsilon) + \mathbf{G}^{(1)}(\vec{r}, \vec{r}', \varepsilon) + \\ &\quad \mathbf{G}^{(2)}(\vec{r}, \vec{r}', \varepsilon) + \mathbf{G}^{(3)}(\vec{r}, \vec{r}', \varepsilon) + \\ &\quad \mathbf{G}^{(4)}(\vec{r}, \vec{r}', \varepsilon) + \mathbf{G}^{(5)}(\vec{r}, \vec{r}', \varepsilon) + \dots \end{aligned} \quad (\text{B1})$$

The different elements of the expansion $G^{(i)}(\vec{r}, \vec{r}', \varepsilon)$ are

$$\mathbf{G}^{(1)}(\vec{r}, \vec{r}', \varepsilon) = \sum_i \mathbf{G}^{\text{R}}(\vec{r}, \vec{r}_i, \varepsilon) \mathbf{t}_i(\varepsilon) \mathbf{G}^{\text{R}}(\vec{r}_i, \vec{r}', \varepsilon) \quad , \quad (\text{B2})$$

$$\mathbf{G}^{(2)}(\vec{r}, \vec{r}', \varepsilon) = \sum_{ij} \mathbf{G}^{\text{R}}(\vec{r}, \vec{r}_i, \varepsilon) \mathbf{t}_i(\varepsilon) \mathbf{G}^{\text{R}}(\vec{r}_i, \vec{r}_j, \varepsilon) \mathbf{t}_j(\varepsilon) \mathbf{G}^{\text{R}}(\vec{r}_j, \vec{r}', \varepsilon) \quad , \quad (\text{B3})$$

$$\mathbf{G}^{(3)}(\vec{r}, \vec{r}', \varepsilon) = \sum_{ijk} \mathbf{G}^{\text{R}}(\vec{r}, \vec{r}_i, \varepsilon) \mathbf{t}_i(\varepsilon) \mathbf{G}^{\text{R}}(\vec{r}_i, \vec{r}_j, \varepsilon) \mathbf{t}_j(\varepsilon) \mathbf{G}^{\text{R}}(\vec{r}_j, \vec{r}_k, \varepsilon) \mathbf{t}_k(\varepsilon) \mathbf{G}^{\text{R}}(\vec{r}_k, \vec{r}', \varepsilon) \quad , \quad (\text{B4})$$

$$\mathbf{G}^{(4)}(\vec{r}, \vec{r}', \varepsilon) = \sum_{ijklm} \mathbf{G}^{\text{R}}(\vec{r}, \vec{r}_i, \varepsilon) \mathbf{t}_i(\varepsilon) \mathbf{G}^{\text{R}}(\vec{r}_i, \vec{r}_j, \varepsilon) \mathbf{t}_j(\varepsilon) \mathbf{G}^{\text{R}}(\vec{r}_j, \vec{r}_k, \varepsilon) \mathbf{t}_k(\varepsilon) \mathbf{G}^{\text{R}}(\vec{r}_k, \vec{r}_m, \varepsilon) \mathbf{t}_m(\varepsilon) \mathbf{G}^{\text{R}}(\vec{r}_m, \vec{r}', \varepsilon) \quad , \quad (\text{B5})$$

$$\mathbf{G}^{(5)}(\vec{r}, \vec{r}', \varepsilon) = \sum_{ijk} \mathbf{G}^{\text{R}}(\vec{r}, \vec{r}_i, \varepsilon) \mathbf{t}_i(\varepsilon) \mathbf{G}^{\text{R}}(\vec{r}_i, \vec{r}_j, \varepsilon) \mathbf{t}_j(\varepsilon) \mathbf{G}^{\text{R}}(\vec{r}_j, \vec{r}_k, \varepsilon) \mathbf{t}_k(\varepsilon) \mathbf{G}^{\text{R}}(\vec{r}_k, \vec{r}', \varepsilon) \mathbf{t}_m(\varepsilon) \mathbf{G}^{\text{R}}(\vec{r}_m, \vec{r}', \varepsilon) \mathbf{t}_l(\varepsilon) \mathbf{G}^{\text{R}}(\vec{r}_l, \vec{r}', \varepsilon) \quad . \quad (\text{B6})$$

In absence of spin-orbit the interaction, the current operator given in Eq. (6) contains only the paramagnetic part and reduces to $\frac{e\hbar}{2m^*i} \lim_{\vec{r}' \rightarrow \vec{r}} (\vec{\nabla}_{\vec{r}} - \vec{\nabla}_{\vec{r}'})$. Therefore, the current density is given by

$$\vec{j}(\vec{r}) = \vec{j}^{(3)}(\vec{r}) + \vec{j}^{(5)}(\vec{r}) \quad , \quad (\text{B7})$$

where due to the cyclic properties of the trace, only the odd powers of the expansion contribute to the current (the first order vanishes by symmetry). Furthermore, since $\mathbf{G}^{\text{R}}(\vec{r}, \vec{r}', \varepsilon)$ is spin diagonal it can be taken out of the trace and $\vec{j}^{(3)}(\vec{r})$ is simply given by:

$$\begin{aligned} \vec{j}^{(3)}(\vec{r}) \propto \sum_{ijk} \vec{\nabla}_{\vec{r}} \mathbf{G}^{\text{R}}(\vec{r}, \vec{r}_i, \varepsilon) \mathbf{G}^{\text{R}}(\vec{r}_i, \vec{r}_j, \varepsilon) \mathbf{G}^{\text{R}}(\vec{r}_j, \vec{r}_k, \varepsilon) \\ \mathbf{G}^{\text{R}}(\vec{r}_k, \vec{r}, \varepsilon) \text{Tr} [\mathbf{t}_i(\varepsilon) \mathbf{t}_j(\varepsilon) \mathbf{t}_k(\varepsilon) \\ - \mathbf{t}_k(\varepsilon) \mathbf{t}_j(\varepsilon) \mathbf{t}_i(\varepsilon)] \quad , \quad (\text{B8}) \end{aligned}$$

while the fifth order contribution reads,

$$\begin{aligned} \vec{j}^{(5)}(\vec{r}) \propto \sum_{ijklm} \vec{\nabla}_{\vec{r}} \mathbf{G}^{\text{R}}(\vec{r}, \vec{r}_i, \varepsilon) \mathbf{G}^{\text{R}}(\vec{r}_i, \vec{r}_j, \varepsilon) \mathbf{G}^{\text{R}}(\vec{r}_j, \vec{r}_k, \varepsilon) \\ \mathbf{G}^{\text{R}}(\vec{r}_k, \vec{r}_m, \varepsilon) \mathbf{G}^{\text{R}}(\vec{r}_m, \vec{r}_l, \varepsilon) \mathbf{G}^{\text{R}}(\vec{r}_l, \vec{r}, \varepsilon) \\ \text{Tr} [\mathbf{t}_i(\varepsilon) \mathbf{t}_j(\varepsilon) \mathbf{t}_k(\varepsilon) \mathbf{t}_m(\varepsilon) \mathbf{t}_l(\varepsilon) - \\ \mathbf{t}_l(\varepsilon) \mathbf{t}_m(\varepsilon) \mathbf{t}_k(\varepsilon) \mathbf{t}_j(\varepsilon) \mathbf{t}_i(\varepsilon)] \quad . \quad (\text{B9}) \end{aligned}$$

Further simplifications can be made to the expressions given in Eqs. (B8) and (B9), considering that

$$\mathbf{t}_i = \frac{t_i^\uparrow + t_i^\downarrow}{2} + \frac{t_i^\uparrow - t_i^\downarrow}{2} \boldsymbol{\sigma} \cdot \vec{S}_i \quad , \quad (\text{B10})$$

and using the properties of the Pauli matrices, $\vec{j}^{(3)}(\vec{r})$ simplifies to

$$\vec{j}^{(3)}(\vec{r}) = \sum_{ijk} \vec{f}_3(\vec{r}) \vec{S}_i \cdot (\vec{S}_j \times \vec{S}_k) \quad , \quad (\text{B11})$$

where $\vec{f}_3(\vec{r})$ is given by

$$\begin{aligned} \vec{f}_3(\vec{r}) = & -\frac{2e\hbar}{\pi m^*} \text{Im} \vec{\nabla}_{\vec{r}} \mathbf{G}^{\text{R}}(\vec{r}, \vec{r}_i, \varepsilon) \mathbf{G}^{\text{R}}(\vec{r}_i, \vec{r}_j, \varepsilon) \\ & \mathbf{G}^{\text{R}}(\vec{r}_j, \vec{r}_k, \varepsilon) \mathbf{G}^{\text{R}}(\vec{r}_k, \vec{r}, \varepsilon) \quad . \end{aligned} \quad (\text{B12})$$

The fifth order contribution can be also simplified to:

$$\vec{j}^{(5)}(\vec{r}) = \sum_{ijkl} \vec{f}_5(\vec{r}) (\vec{S}_i \cdot \vec{S}_j) \left[\vec{S}_k \cdot (\vec{S}_m \times \vec{S}_l) \right] \quad , \quad (\text{B13})$$

where $\vec{f}_5(\vec{r})$ reads

$$\begin{aligned} \vec{f}_5(\vec{r}) = & -\frac{4e\hbar}{\pi m^*} \text{Im} \vec{\nabla}_{\vec{r}} \mathbf{G}^{\text{R}}(\vec{r}, \vec{r}_i, \varepsilon) \mathbf{G}^{\text{R}}(\vec{r}_i, \vec{r}_j, \varepsilon) \mathbf{G}^{\text{R}}(\vec{r}_j, \vec{r}_k, \varepsilon) \\ & \mathbf{G}^{\text{R}}(\vec{r}_k, \vec{r}_m, \varepsilon) \mathbf{G}^{\text{R}}(\vec{r}_m, \vec{r}_l, \varepsilon) \mathbf{G}^{\text{R}}(\vec{r}_l, \vec{r}, \varepsilon) \quad . \end{aligned} \quad (\text{B14})$$

The previous equations show that in absence of the spin-orbit interaction the induced bound currents (*i.e.* orbital magnetization) can be expanded as a function of the odd powers of the spin chirality.

* j.bouaziz@fz-juelich.de

¹ Frances Hellman, Axel Hoffmann, Yaroslav Tserkovnyak, Geoffrey S. D. Beach, Eric E. Fullerton, Chris Leighton, Allan H. MacDonald, Daniel C. Ralph, Dario A. Arena, Hermann A. Dürr, Peter Fischer, Julie Grollier, Joseph P. Heremans, Tomas Jungwirth, Alexey V. Kimel, Bert Koopmans, Ilya N. Krivorotov, Steven J. May, Amanda K. Petford-Long, James M. Rondinelli, Nitin Samarth, Ivan K. Schuller, Andrei N. Slavin, Mark D. Stiles, Oleg Tchernyshyov, André Thiaville, and Barry L. Zink, “Interface-induced phenomena in magnetism,” *Rev. Mod. Phys.* **89**, 025006 (2017).

- ² Jairo Sinova, Sergio O. Valenzuela, J. Wunderlich, C. H. Back, and T. Jungwirth, “Spin hall effects,” *Rev. Mod. Phys.* **87**, 1213–1260 (2015).
- ³ A. Manchon, H. C. Koo, J. Nitta, S. M. Frolov, and R. A. Duine, “New perspectives for Rashba spin-orbit coupling,” *Nature materials* **14**, 871–882 (2015).
- ⁴ E. I. Rashba, *Sov. Phys. Solid State* **2**, 1109 (1960).
- ⁵ E.I. Rashba Y.A. Bychkov, *J. Phys. C: Solid State Phys* **17**, 6039 (1984).
- ⁶ S. LaShell, B. A. McDougall, and E. Jensen, “Spin splitting of an Au(111) surface state band observed with angle resolved photoelectron spectroscopy,” *Phys. Rev. Lett.* **77**, 3419–3422 (1996).
- ⁷ F. Reinert, G. Nicolay, S. Schmidt, D. Ehm, and S. Hüfner, “Direct measurements of the l-gap surface states on the (111) face of noble metals by photoelectron spectroscopy,” *Phys. Rev. B* **63**, 115415 (2001).
- ⁸ G. Nicolay, F. Reinert, S. Hüfner, and P. Blaha, “Spin-orbit splitting of the l-gap surface state on au(111) and ag(111),” *Phys. Rev. B* **65**, 033407 (2001).
- ⁹ G Bihlmayer, O Rader, and R Winkler, “Focus on the rashba effect,” *New Journal of Physics* **17**, 050202 (2015).
- ¹⁰ I. Gierz, T. Suzuki, E. Frantzeskakis, S. Pons, S. Ostanin, A. Ernst, J. Henk, M. Grioni, K. Kern, and C. R. Ast, “Silicon surface with giant spin splitting,” *Phys. Rev. Lett.* **103**, 046803 (2009).
- ¹¹ Liebmann Marcus, Rinaldi Christian, Di Sante Domenico, Kellner Jens, Pauly Christian, Wang Rui Ning, Boschker Jos Emiel, Giussani Alessandro, Bertoli Stefano, Cantoni Matteo, Baldradi Lorenzo, Asa Marco, Vobornik Ivana, Panaccione Giancarlo, Marchenko Dmitry, Sanchez-Barriga Jaime, Rader Oliver, Calarco Raffaella, Picozzi Silvia, Bertacco Riccardo, and Morgenstern Markus, “Giant rashba type spin splitting in ferroelectric gete(111),” *Advanced Materials* **28**, 560–565 (2015), <https://onlinelibrary.wiley.com/doi/pdf/10.1002/adma.201503459>.
- ¹² H. J. Elmers, R. Wallauer, M. Liebmann, J. Kellner, M. Morgenstern, R. N. Wang, J. E. Boschker, R. Calarco, J. Sánchez-Barriga, O. Rader, D. Kutnyakhov, S. V. Chernov, K. Medjanik, C. Tusche, M. Ellguth, H. Volfova, St. Borek, J. Braun, J. Minár, H. Ebert, and G. Schönhense, “Spin mapping of surface and bulk rashba states in ferroelectric α -gete(111) films,” *Phys. Rev. B* **94**, 201403 (2016).
- ¹³ J. Friedel, “Metallic alloys,” *Il Nuovo Cimento (1955-1965)* **7**, 287–311 (1958).
- ¹⁴ M. F. Crommie, C. P. Lutz, and D. M. Eigler, “Confinement of elec-

- trons to quantum corrals on a metal surface,” *Science* **262**, 218–220 (1993), <http://science.sciencemag.org/content/262/5131/218.full.pdf>.
- ¹⁵ Gregory A. Fiete and Eric J. Heller, “Colloquium,” *Rev. Mod. Phys.* **75**, 933–948 (2003).
- ¹⁶ L. Petersen and P. Hedegrd, “A simple tight-binding model of spinorbit splitting of sp-derived surface states,” *Surface Science* **459**, 49 – 56 (2000).
- ¹⁷ S. Lounis, A. Bringer, and S. Blügel, “Magnetic adatom induced skyrmion-like spin texture in surface electron waves,” *Phys. Rev. Lett.* **108**, 207202 (2012).
- ¹⁸ S. S. Pershoguba, K. Björnson, A. M. Black-Schaffer, and A. V. Balatsky, “Currents induced by magnetic impurities in superconductors with spin-orbit coupling,” *Phys. Rev. Lett.* **115**, 116602 (2015).
- ¹⁹ A. Dyrdał, V. K. Dugaev, and J. Barnaś, “Spin-resolved orbital magnetization in rashba two-dimensional electron gas,” *Phys. Rev. B* **94**, 205302 (2016).
- ²⁰ T. Thonhauser, “Theory of orbital magnetization in solids,” *International Journal of Modern Physics B* **25**, 1429–1458 (2011).
- ²¹ Toru Kikuchi, Takashi Koretsune, Ryotaro Arita, and Gen Tatara, “Dzyaloshinskii-moriya interaction as a consequence of a doppler shift due to spin-orbit-induced intrinsic spin current,” *Phys. Rev. Lett.* **116**, 247201 (2016).
- ²² Takashi Koretsune, Toru Kikuchi, and Ryotaro Arita, “First-principles evaluation of the dzyaloshinskiimoriya interaction,” *Journal of the Physical Society of Japan* **87**, 041011 (2018), <https://doi.org/10.7566/JPSJ.87.041011>.
- ²³ Frank Freimuth, Stefan Blügel, and Yuriy Mokrousov, “Relation of the Dzyaloshinskii-Moriya interaction to spin currents and to the spin-orbit field,” *Phys. Rev. B* **96**, 054403 (2017).
- ²⁴ AN Bogdanov and DA Yablonskii, “Thermodynamically stable” vortices” in magnetically ordered crystals. the mixed state of magnets,” *Zh. Eksp. Teor. Fiz* **95**, 182 (1989).
- ²⁵ N. Nagaosa and Y. Tokura, “Topological properties and dynamics of magnetic skyrmions,” *Nature nanotechnology* **8**, 899–911 (2013).
- ²⁶ Albert Fert, Nicolas Reyren, and Vincent Cros, “Magnetic skyrmions: advances in physics and potential applications,” *Nature Reviews Materials* **2** (2017), <http://dx.doi.org/10.1038/natrevmats.2017.31>.
- ²⁷ Albert Fert, Vincent Cros, and Joo Sampaio, “Skyrmions on the track,” *Nature Nanotechnology* **8** (2013), <http://dx.doi.org/10.1038/nnano.2013.29>.

- ²⁸ M. dos Santos Dias, J. Bouaziz, M. Bouhassoune, S. Blügel, and S. Lounis, “Chirality-driven orbital magnetic moments as a new probe for topological magnetic structures,” *Nature communications* **7**, 13613 (2016).
- ²⁹ Manuel dos Santos Dias and Samir Lounis, “Insights into the orbital magnetism of noncollinear magnetic systems,” *Proc.SPIE* **10357**, 10357 – 10357 – 17 (2017).
- ³⁰ D. Xiao, M. C. Chang, and Q. Niu, “Berry phase effects on electronic properties,” *Rev. Mod. Phys.* **82**, 1959–2007 (2010).
- ³¹ K. Everschor-Sitte and M. Sitte, “Real-space Berry phases: Skyrmion soccer (invited),” *Journal of Applied Physics* **115**, 172602 (2014).
- ³² M. Hoffmann, J. Weischenberg, B. Dupé, F. Freimuth, P. Ferriani, Y. Mokrousov, and S. Heinze, “Topological orbital magnetization and emergent hall effect of an atomic-scale spin lattice at a surface,” *Phys. Rev. B* **92**, 020401 (2015).
- ³³ J.P. Hanke, F. Freimuth, A. K. Nandy, H. Zhang, S. Blügel, and Y. Mokrousov, “Role of berry phase theory for describing orbital magnetism: From magnetic heterostructures to topological orbital ferromagnets,” *Phys. Rev. B* **94**, 121114 (2016).
- ³⁴ Jan-Philipp Hanke, Frank Freimuth, Stefan Blügel, and Yuriy Mokrousov, “Prototypical topological orbital ferromagnet g-femn,” *Scientific Reports* **7**, 41078 EP – (2017), article.
- ³⁵ Fabian R. Lux, Frank Freimuth, Stefan Blügel, and Yuriy Mokrousov, “Chiral and topological orbital magnetism of spin textures,” *ArXiv* **1706**, 06068 (2017), <https://arxiv.org/pdf/1706.06068.pdf>.
- ³⁶ Gen Tatara and N. Garcia, “Quantum toys for quantum computing: Persistent currents controlled by the spin josephson effect,” *Phys. Rev. Lett.* **91**, 076806 (2003).
- ³⁷ N. Hatano, R. Shirasaki, and H. Nakamura, “Non-abelian gauge field theory of the spin-orbit interaction and a perfect spin filter,” *Phys. Rev. A* **75**, 032107 (2007).
- ³⁸ Son-Hsien Chen and Ching-Ray Chang, “Non-abelian spin-orbit gauge: Persistent spin helix and quantum square ring,” *Phys. Rev. B* **77**, 045324 (2008).
- ³⁹ B. Berche and E. Medina, “Classical Yang-Mills theory in condensed matter physics,” *European Journal of Physics* **34**, 161 (2013).
- ⁴⁰ J. Bouaziz, M. dos Santos Dias, A. Ziane, M. Benakki, S. Blügel, and S. Lounis, “Chiral magnetism of magnetic adatoms generated by Rashba electrons,” *New Journal of Physics* **19**, 023010 (2017).

- ⁴¹ Sergey S. Pershoguba, Sho Nakosai, and Alexander V. Balatsky, “Skyrmion-induced bound states in a superconductor,” *Phys. Rev. B* **94**, 064513 (2016).
- ⁴² Jamie D. Walls, Jian Huang, Robert M. Westervelt, and Eric J. Heller, “Multiple-scattering theory for two-dimensional electron gases in the presence of spin-orbit coupling,” *Phys. Rev. B* **73**, 035325 (2006).
- ⁴³ L. L. Hirst, “The microscopic magnetization: concept and application,” *Rev. Mod. Phys.* **69**, 607–628 (1997).
- ⁴⁴ Samir Lounis, Phivos Mavropoulos, Peter H. Dederichs, and Stefan Blügel, “Surface-state scattering by adatoms on noble metals: Ab initio calculations using the korringa-kohn-rostoker green function method,” *Phys. Rev. B* **73**, 195421 (2006).
- ⁴⁵ V. S. Stepanyuk, W. Hergert, K. Wildberger, R. Zeller, and P. H. Dederichs, “Magnetism of 3d, 4d, and 5d transition-metal impurities on pd(001) and pt(001) surfaces,” *Phys. Rev. B* **53**, 2121–2125 (1996).
- ⁴⁶ Focko Meier, Samir Lounis, Jens Wiebe, Lihui Zhou, Swantje Heers, Phivos Mavropoulos, Peter H. Dederichs, Stefan Blügel, and Roland Wiesendanger, “Spin polarization of platinum (111) induced by the proximity to cobalt nanostripes,” *Phys. Rev. B* **83**, 075407 (2011).
- ⁴⁷ D. M. Toyli, D. J. Christle, A. Alkauskas, B. B. Buckley, C. G. Van de Walle, and D. D. Awschalom, “Measurement and control of single nitrogen-vacancy center spins above 600 k,” *Phys. Rev. X* **2**, 031001 (2012).