

Detection of emitter-resonator coupling strength in quantum Rabi model via an auxiliary resonator

Xinyun Cui and Zhihai Wang*

*Center for Quantum Sciences, Northeast Normal University, Changchun 130024, China and
Center for Advanced Optoelectronic Functional Materials Research,
and Key Laboratory for UV-Emitting Materials and Technology of Ministry of Education,
Northeast Normal University, Changchun 130024, China*

Yong Li†

*Beijing Computational Science Research Center, Beijing 100193, China and
Synergetic Innovation Center for Quantum Effects and Applications,
Hunan Normal University, Changsha 410081, China*

In this paper, we propose a theoretical scheme for detection of the emitter-resonator coupling strength in the ultra-strong coupling regime in the quantum Rabi model via introducing an auxiliary resonator. We demonstrate the total system as a two-mode Rabi model and obtain the ground state by the transformed rotating wave approximation, which is superior to the usually applied rotating wave approximation. Here, the emitter-resonator coupling strength is detected by monitoring the average excitation number in the auxiliary resonator and the sensitivity of the detection scheme is discussed in an analytical manner.

I. INTRODUCTION

The quantum Rabi model [1] describes the interaction between a two-level emitter and a bosonic mode in quantum optics. In the early works, the rotating wave approximation (RWA) is usually applied when the coupling strength is much smaller than the frequency of the bosonic mode or/and the emitter [2]. However, the recent experimental progress has made it possible to access the ultra-strong and deep-strong coupling regime [3–10], in which the effect of counter rotating wave term plays a crucial role. Therefore, the studies of quantum Rabi model beyond the RWA are becoming a hot topic in recent years.

Generally speaking, the recent investigations in the quantum Rabi model mainly cover the following aspects: (I) Seeking for the exact solutions of the Rabi and anisotropic Rabi models by use of the approaches of the Bargmann algebra and Bogoliubov operators [11–13]. (II) To obtain the analytical solutions by resorting to various approximations. For example, the generalized rotating wave approximation [14, 15], the transformed rotating wave approximation (TRWA) [16–19], the generalized squeezing rotating-wave approximation [20, 21], as well as the generalized variational approach [22–24]. (III) Studying the quantum phase transition in the Rabi-type model, in the situation that the ratio of frequency of the two-level emitter to that of the bosonic mode tends to be infinity [25–30]. (IV) Simulating the ultra-strong coupling [31–33] and investigating its potential applications in holonomic quantum computation [10, 34] and quantum Zeno effect [35–37], etc. However, we find that there

are rare discussions about how to detect the emitter-field coupling strength sensitively.

As is well known commonly, a direct detection will undoubtedly disturb the detected quantum system. Therefore, in this paper we introduce an auxiliary resonator, which is coupled to the resonator that contains a two-level emitter, to perform the detection of the emitter-resonator coupling strength in the quantum Rabi model. Thus, the total system under consideration is demonstrated as a two-mode Rabi model [7, 39]. We generalize the TRWA approach to discuss our two-mode Rabi model, and obtain the ground state approximately. Unlike the ground state under the RWA, the existence of non-zero excitations for the bosonic modes under the ground state of the two-mode Rabi model paves the way to perform the detection of the emitter-resonator coupling strength by monitoring the average excitation number in the auxiliary resonator. We find that a strong photonic hopping strength is beneficial for enhancing the sensitivity of our detecting strategy. Compared to the dynamical detection with the assistance of a auxiliary two-level system [38], our scheme is based on the ground state of the quantum system, we expect that it will be robust to the unavoidable system-environment interaction.

The rest of the paper is organized as follows. In Sec. II, we introduce our two-mode Rabi model and discuss the available experimental setup. In Sec. III, we generalize the TRWA approach to obtain the ground state approximately, and make a comparison with that under the RWA. Based on the ground state, we discuss the sensitivity of coupling strength detection by monitoring the average excitation number in the auxiliary resonator in Sec. IV. At last, we give a conclusion in Sec. V.

* wangzh761@nenu.edu.cn

† liyong@csrc.ac.cn

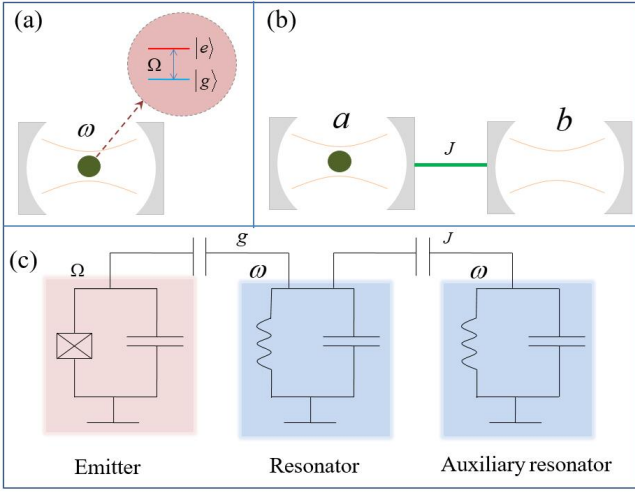


FIG. 1. (Color online) Schematic configuration of the detection proposal. (a) The two-level emitter interacting with a single-mode resonator. (b) The coupling to the auxiliary resonator which is used for performing the detection of the emitter-resonator coupling. (c) The effective circuit diagram of the device.

II. MODEL AND HAMILTONIAN

As schematically shown in Fig. 1(a), the quantum Rabi model describes the interaction between a two-level emitter and a single bosonic mode, which is supplied by a resonator. The corresponding Hamiltonian reads

$$H_R = \omega a^\dagger a + \frac{1}{2}\Omega\sigma_x + \frac{g}{2}(a^\dagger + a)\sigma_z \quad (1)$$

with Ω the energy splitting of the two-level emitter, ω the bosonic mode frequency, and g the coupling strength. σ_x and σ_z are the Pauli matrices to describe the emitter, with $\sigma_x|e\rangle = |g\rangle$, $\sigma_x|g\rangle = -|e\rangle$ and a^\dagger (a) is the creation (annihilation) operator of the bosonic mode.

In the nearly resonant and strong coupling regime, the RWA is usually applied and the Hamiltonian in Eq. (1) takes the form of the Jaynes-Cummings model. However, in the ultra-strong or deep-strong coupling or large detuning regime, the RWA breaks down and the resonator mode will acquire non-zero excitations in the ground state. To perform the detection of the coupling strength g , we introduce an auxiliary resonator as shown in Fig. 1(b), which couples to the original resonator mode, and the total Hamiltonian of such a two-model Rabi model [7, 39] is written as

$$H = H_R + H_d, \quad (2)$$

$$H_d = \omega b^\dagger b + J(a^\dagger b + b^\dagger a), \quad (3)$$

where H_d is the Hamiltonian for the detection scheme. Here, b is the annihilation operator for the auxiliary resonator which supports a single bosonic mode being resonant with the resonator a . J is the coupling strength between the two resonators.

Physically speaking, the two-mode Rabi model under consideration can be realized in circuit QED system as shown in Fig. 1(c). Here, the two-level emitter is supplied by the transmon qubit and the LC circuit serves as the bosonic mode with the frequency of 6 – 8 GHz [32]. The coupling between two resonators has been realized in Ref. [40], where it is used to catch and release the microwave photons instead of performing detection here. In an alternative way, the bosonic mode can also be realized by the superconductive transmission line [41, 42], and the coupling strength between the qubit and the bosonic mode has been achieved in the ultra-strong and deep strong coupling regimes [8, 9].

III. APPROXIMATE GROUND STATE

To tackle the counter-rotating wave terms in the Hamiltonian, in this paper we resort to the TRWA approach [16]. To this end, we firstly define a pair of super bosonic modes A and B as

$$A = \frac{1}{\sqrt{2}}(a + b), \quad B = \frac{1}{\sqrt{2}}(a - b), \quad (4)$$

which are symmetric and anti-symmetry superposition of the two local resonator modes. In term of the operators A and B , the Hamiltonian of the whole system becomes

$$H = (\omega + J)A^\dagger A + (\omega - J)B^\dagger B + \frac{1}{2}\Omega\sigma_x + \frac{g}{2\sqrt{2}}(A + A^\dagger + B + B^\dagger)\sigma_z. \quad (5)$$

The Hamiltonian (5) describes that a two-level emitter interacts with two non-degenerate bosonic super modes simultaneously. To obtain the ground state of the system, we here generalize the TRWA approach which is originally proposed to deal with the traditional Rabi model with only one bosonic mode [16]. Following the spirit of the TRWA, we begin with the unitary transformation performing on the Hamiltonian by $H' = UH U^\dagger$, with

$$U = \exp[\xi_A(A^\dagger - A)\sigma_z + \xi_B(B^\dagger - B)\sigma_z], \quad (6)$$

where the parameters ξ_A and ξ_B are real and will be determined later. After a cumbersome but direct calculation, the Hamiltonian H' is obtained as $H' = H_0 +$

$H_1 + H_2$, where

$$H_0 = \frac{1}{2}\eta\Omega\sigma_x + (\omega + J)A^\dagger A + (\omega - J)B^\dagger B + (\omega + J)\xi_A^2 + (\omega - J)\xi_B^2 - \frac{g\xi_A}{\sqrt{2}} - \frac{g\xi_B}{\sqrt{2}}, \quad (7a)$$

$$H_1 = \left[\frac{g}{2\sqrt{2}} - (\omega + J)\xi_A\right](A^\dagger + A)\sigma_z + \left[\frac{g}{2\sqrt{2}} - (\omega - J)\xi_B\right](B^\dagger + B)\sigma_z + \frac{i}{2}\eta\Omega\sigma_y[2\xi_A(A^\dagger - A) + 2\xi_B(B^\dagger - B)], \quad (7b)$$

$$H_2 = \frac{1}{2}\Omega\sigma_x\{\cosh[2\xi_A(A^\dagger - A) + 2\xi_B(B^\dagger - B)] - \eta\} + \frac{i}{2}\Omega\sigma_y\{\sinh[2\xi_A(A^\dagger - A) + 2\xi_B(B^\dagger - B)] - \eta[2\xi_A(A^\dagger - A) + 2\xi_B(B^\dagger - B)]\}, \quad (7c)$$

and η is the vacuum average

$$\eta := \langle 0_A, 0_B | \cosh[2\xi_A(A^\dagger - A) + 2\xi_B(B^\dagger - B)] | 0_A, 0_B \rangle = \exp[-2(\xi_A^2 + \xi_B^2)]. \quad (8)$$

It is obvious that H_0 is exactly solvable, H_1 describes the effective linear interaction between the emitter and the bosonic modes, which is composed of both the rotating wave and counter rotating wave terms. The counter rotating wave terms in H_1 can be eliminated when ξ_A and ξ_B satisfy

$$\xi_A = \frac{\sqrt{2}g}{4[(\omega + J) - \eta\Omega]}, \quad \xi_B = \frac{\sqrt{2}g}{4[(\omega - J) - \eta\Omega]}. \quad (9)$$

The terms in H_2 include two- and multi-photon transition and can be neglected safely (which is verified by the comparison with the exact numerical results as shown in what follows). Therefore, when the parameters are chosen so that the condition in Eq. (9) is fulfilled, we will reach the approximate TRWA Hamiltonian

$$H' \approx H_0 + H_1 = H_0 + \frac{\sqrt{2}g\eta\Omega}{2(\eta\Omega - \omega - J)}(A^\dagger\sigma_- + A\sigma_+) + \frac{\sqrt{2}g\eta\Omega}{2(\eta\Omega - \omega + J)}(B^\dagger\sigma_- + B\sigma_+), \quad (10)$$

where $\sigma_\pm = (\sigma_x \pm i\sigma_y)/2$. The fact that H' has the similar form with the Jaynes-Cummings model permits us to obtain the approximate ground state energy

$$E_g \approx -\frac{1}{2}\eta\Omega + (\omega + J)\xi_A^2 - \frac{g\xi_A}{\sqrt{2}} + (\omega - J)\xi_B^2 - \frac{g\xi_B}{\sqrt{2}}, \quad (11)$$

and the corresponding ground state

$$|G_T\rangle \approx \exp[-\xi_A(A^\dagger - A)\sigma_z - \xi_B(B^\dagger - B)\sigma_z] |0_A, 0_B, g\rangle = \frac{1}{\sqrt{2}}\{\exp[-\xi_A(A^\dagger - A) - \xi_B(B^\dagger - B)] |0_A, 0_B, \uparrow\rangle - \exp[\xi_A(A^\dagger - A) + \xi_B(B^\dagger - B)] |0_A, 0_B, \downarrow\rangle\}, \quad (12)$$

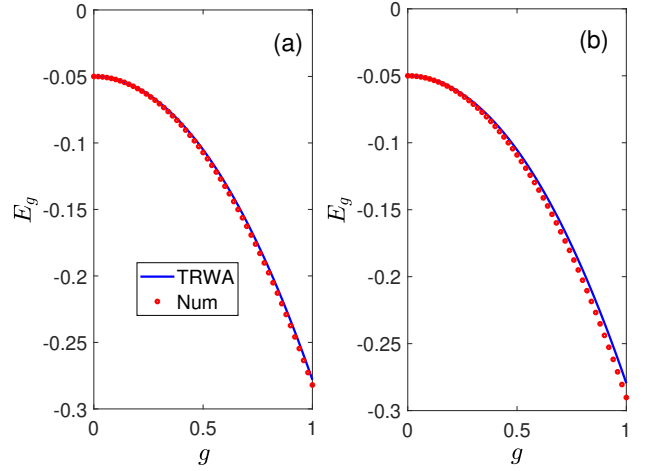


FIG. 2. (Color online) The ground state energy as a function of the coupling strength g . The solid blue line represents the approximate analytical results and the red empty circle is the numerical results. The parameters are set as $\Omega = 0.1$, $\omega = 1$, and (a) $J = 0.05$, (b) $J = 0.2$.

where $|\uparrow\rangle$ and $|\downarrow\rangle$ are the eigen states of σ_z with $\sigma_z |\uparrow(\downarrow)\rangle = +(-) |\uparrow(\downarrow)\rangle$.

To check the validity of our approximations, we compare the ground state energy in Eq. (11) with the exact results by directly diagonalizing the Hamiltonian of two-mode Rabi model in Eq. (2). As shown in Fig. 2, in the parameter regime of $\Omega \ll \omega$, that is the energy splitting of the emitter is much smaller than that of the resonant frequency of the bosonic mode, our approximate results agree well with the numerical results. As for the usual RWA, the ground state energy is readily given by $E_g^{\text{RWA}} = -\Omega/2 > E_g$, regardless of g and J , so that our approach has made a significant improvement beyond the RWA. The improvement is resulted from the fact that, by the unitary transformation U , we have taken the displacement of the ground state into consideration. As shown in the wave function [Eq. (12)], the photonic counterpart of the ground state with counter rotating wave terms yields a coherent state with nonzero excitations, and this displacement with respect to the vacuum state under the RWA lowers the ground state energy, especially in the regime with larger g .

Furthermore, we continue to check the validity of our approximation by investigating the fidelity of the approximate analytical ground state wave function. Here, the fidelity is defined as $\mathcal{F}_T = |\langle G | G_T \rangle|^2$, where $|G\rangle$ is the ground state obtained by numerically diagonalizing the Hamiltonian in Eq. (2), and $|G_T\rangle$ is the approximate result in Eq. (12). In Fig. 3, we plot the fidelity as a function of the coupling strength g for different J ($J = 0.05$ and $J = 0.2$), respectively. It shows that the fidelity reach as high as 99.5% in a broad parameter regime. As a comparison, we also plot the fidelity when the RWA is applied, which is defined as $\mathcal{F}_R = |\langle G | G_R \rangle|^2$,

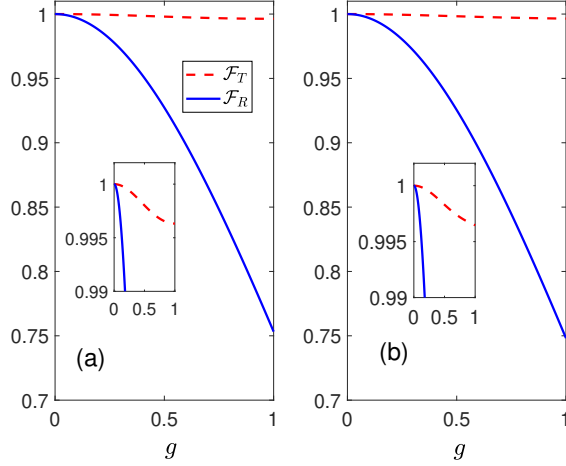


FIG. 3. (Color online) The fidelity of the ground state as a function of the coupling strength g . The red dashed lines represent our approximate analytical results based on TRWA and the solid blue lines are the results from RWA. The parameters are set as $\Omega = 0.1$, $\omega = 1$, and (a) $J = 0.05$, (b) $J = 0.2$.

and $|G_R\rangle = |0_A, 0_B, g\rangle$ is ground state under the RWA. It shows that \mathcal{F}_R decreases dramatically as g increases. Therefore, the TRWA gives a more accurate analytical result, at least for the ground state of the two-mode Rabi model.

IV. DETECTION OF g VIA THE AUXILIARY RESONATOR

In the above section, we have shown that the system will acquire some excitations for the bosonic modes even in the ground state due to the ultra-strong coupling between the emitter and the field. It is intuitive that the coupling strength can be detected by measuring directly the average excitation number in the resonator. However, a direct measurement on the resonator will disturb the resonator-emitter coupling system, and we choose to detect the coupling strength between the resonator a and the emitter by measuring the average excitation number in the auxiliary resonator b . In other words, we regard the auxiliary resonator as the “measurement apparatus”, and the photonic hopping induces the interaction between the system and the “measurement apparatus”.

According to the ground state in Eq. (12), the average excitation number in the auxiliary resonator b is expressed as

$$\langle n_b \rangle = \langle G_T | b^\dagger b | G_T \rangle = \frac{(\xi_A - \xi_B)^2}{2}. \quad (13)$$

In Fig. 4(a), we plot $\langle n_b \rangle$ as a function of the coupling strength g . As shown in the figure, the average excitation number of the auxiliary resonator is a monotropic

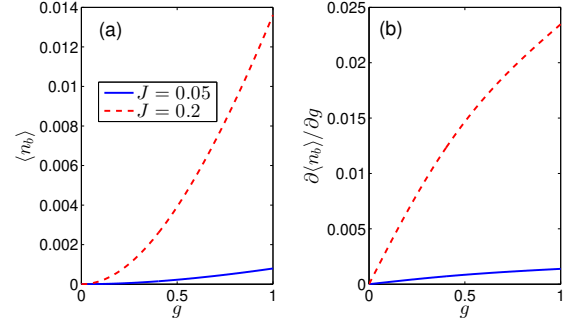


FIG. 4. (Color online) (a) The average photon number and (b) its derivation with respect to g . The parameters are set as $\Omega = 0.1$ and $\omega = 1$.

function of g and a larger photonic hopping strength corresponds to a larger ground state average excitation number in the auxiliary resonator. Therefore, the auxiliary resonator can be applied to perform the detection for the coupling strength g . The sensitivity of the detection is evaluated by the slope of the curve and we regard it as a better detection when the slope is larger. In Fig. 4(b), we plot the slope $\partial \langle n_b \rangle / \partial g$, which is expressed as

$$\frac{\partial \langle n_b \rangle}{\partial g} = \left(\frac{\partial \xi_A}{\partial g} - \frac{\partial \xi_B}{\partial g} \right) (\xi_A - \xi_B), \quad (14)$$

where $\partial \xi_{A(B)} / \partial g$ can be determined from Eq. (9). It is shown in Fig. 4(b) that a large slope can be achieved by both increasing J and g , so as to be beneficial for performing a more sensitive quantum detection.

V. CONCLUSION

In this paper, we have investigated the ground state of the two-mode quantum Rabi model, where the auxiliary resonator b serves as a sensor for the coupling strength g between the two-level emitter and the resonator a . In the large detuning or/and ultra-strong coupling regime, we successfully give an analytical result for the ground state of the system based on the TRWA. By comparing with the result from the usual RWA, we reach the more accurate results, both for the ground state wave function and its eigen-energy, which is rooted in that the displacement induced by the ultra-strong coupling lowers the energy level. Moreover, we can detect the amplitude of the emitter-resonator coupling strength g by monitoring the average excitation number in the auxiliary resonator, which is a monotropic function of g , and its slope with respect to g will increase with the inter-resonator coupling strength. Therefore it provides us a new way to perform the coupling strength detection. We hope that our studies can be generalized to investigate the property of ground state for a more complicated photonic hybrid system in the ultra-strong coupling regime. Also, the discussions about the quantum detection by introducing

the auxiliary resonator in this paper may be useful in the field of quantum sensing and quantum metrology.

ACKNOWLEDGMENTS

This work is supported by the Jilin province science and technology development plan item (under Grant No. 20170520132JH) and the NSFC (under Grant No. 11774024, No. 11534002, No. U1530401).

-
- [1] I. I. Rabi, Phys. Rev. **51**, 652 (1937).
 - [2] E. T. Jaynes and F. W. Cummings, Proc. IEEE **51**, 89 (1963).
 - [3] T. Niemczyk, F. Deppe, H. Huebl, E. P. Menzel, F. Hocke, M. J. Schwarz, J. J. G.-Ripoll, D. Zueco, T. Hummer, E. Solano, A. Marx, and R. Gross, Nat. Phys. **6**, 772 (2010).
 - [4] Y. Todorov, A. M. Andrews, R. Colombelli, S. De Liberato, C. Ciuti, P. Klang, G. Strasser, and C. Sirtori, Phys. Rev. Lett. **105**, 196402 (2010).
 - [5] M. Geiser, F. Castellano, G. Scalari, M. Beck, L. Nevou, and J. Faist, Phys. Rev. Lett. **108**, 106402 (2012).
 - [6] A. Cacciola, O. D. Stefano, R. Stassi, R. Saija, and S. Savasta, ACS Nano. **8**, 11483 (2014).
 - [7] A. Baust *et al.*, Phys. Rev. B **93**, 214501 (2016).
 - [8] P. F.-Dlaz, J. J. Garcia-Ripoll, B. Peropadre, J.-L. Orgiazzi, M. A. Yurtalan, R. Belyansky, C. M. Wilson, and A. Lupascu, Nat. Phys. **13**, 39 (2017).
 - [9] F. Yoshihara, T. Fuse, S. Ashhab, K. Kakuyanagi, S. Saito, and K. Semba, Nat. Phys. **13**, 44 (2017).
 - [10] X. Gu, A. F. Kockum, Gu, A. Miranowicz, Y.-X. Liu, and F. Nori, Physics Reports **718**, 1 (2017).
 - [11] D. Braak, Phys. Rev. Lett. **107**, 100401 (2011).
 - [12] Q. T. Xie, S. Cui, J. P. Cao, L. Amico, and H. Fan, Phys. Rev. X **4**, 021046 (2014).
 - [13] Q. H. Chen, C. Wang, S. He, T. Liu, and K. L. Wang, Phys. Rev. A **86**, 023822 (2012).
 - [14] E. K. Irish, Phys. Rev. Lett. **99**, 173601 (2007).
 - [15] Z. H. Wang, Y. Li, D. L. Zhou, C. P. Sun, and P. Zhang, Phys. Rev. A **86**, 023824 (2012).
 - [16] C. J. Gan and H. Zheng, Eur. Phys. J. D **59**, 473 (2010).
 - [17] L. Yu, S. Zhu, Q. Liang, G. Chen, and S. Jia, Phys. Rev. A **86**, 015803 (2012).
 - [18] G. Zhang and H. Zhu, Sci. Rep. **5**, 8756 (2015).
 - [19] Z. H. Wang, Q. Zheng, X. Wang, and Y. Li, Sci. Rep. **6**, 22347 (2016).
 - [20] Y.-Y. Zhang, Phys. Rev. A **94**, 063824 (2016).
 - [21] Y. Y. Zhang and X.-Y. Chen, Phys. Rev. A **96**, 063821 (2017).
 - [22] M.-J. Hwang and M.-S. Choi, Phys. Rev. A **82**, 025802 (2010).
 - [23] Y. Zhang, G. Chen, L. Yu, Q. Liang, J.-Q. Liang, and S. Jia, Phys. Rev. A **83**, 065802 (2011).
 - [24] M. Liu, Z.-J. Ying, J.-H. An, and H.-G. Luo, New J. Phys. **17**, 043001 (2015).
 - [25] S. Ashhab, Phys. Rev. A **87**, 013826 (2013).
 - [26] Z.-J. Ying, M. Liu, H.-G. Luo, H.-Q. Lin, and J. Q. You, Phys. Rev. A **92**, 053823 (2015).
 - [27] M. J. Hwang, R. Puebla, and M. B. Plenio, Phys. Rev. Lett. **115**, 180404 (2015); M.-J. Hwang and M. B. Plenio, *ibid.* **117**, 123602 (2016).
 - [28] R. Puebla, M.-J. Hwang, and M. B. Plenio, Phys. Rev. A **94**, 023835 (2016).
 - [29] L.-T. Shen, Z.-B. Yang, H.-Z. Wu, and S.-B. Zheng, Phys. Rev. A **95**, 013819 (2017).
 - [30] M. Liu, S. Chesi, Z.-J. Ying, X. Chen, H.-G. Luo, and H.-Q. Lin, Phys. Rev. Lett. **119**, 220601 (2017).
 - [31] D. Ballester, G. Romero, J. J. Garcia-Ripoll, F. Deppe, and E. Solano, Phys. Rev. X **2**, 021007 (2012).
 - [32] J. Braumuller, M. Marthaler, A. Schneider, A. Stehli, H. Rotzinger, M. Weides, and A. V. Ustinov, Nature Commun. **8**, 779 (2017).
 - [33] K. Dai, H. Wu, P. Zhao, M. Li, Q. Liu, G. Xue, X. Tan, H. Yu, and Y. Yu, Appl. Phys. Lett. **111**, 242601 (2017).
 - [34] Y. Wang, J. Zhang, C. Wu, J. Q. You, and G. Romero, Phys. Rev. A **94**, 012328 (2016).
 - [35] H. Zheng, S. Y. Zhu, and M. S. Zubairy, Phys. Rev. Lett. **101**, 200404 (2008).
 - [36] I. Lizuain, J. Casanova, J. J. Garcia-Ripoll, J. G. Muga, and E. Solano, Phys. Rev. A **81**, 062131 (2010).
 - [37] Q. Ai, Y. Li, H. Zheng, and C. P. Sun, Phys. Rev. A **81**, 042116 (2010).
 - [38] S. Felicetti, T. Douce, G. Romero, P. Milman, and E. Solano, Sci. Rep. **5**, 11818 (2015).
 - [39] S. A. Chilingaryan and B. M. Rodriguez-Lara, J. Phys. B: Atomic, Molecular and Optical Physics **48**, 245501 (2015).
 - [40] Y. Yin, Y. Chen, Daniel Sank, P. J. J. OMalley, T. C. White, R. Barends, J. Kelly, Erik Lucero, Matteo Mariantoni, A. Megrant, C. Neill, A. Vainsencher, J. Wenner, Alexander N. Korotkov, A. N. Cleland, and John M. Martinis, Phys. Rev. Lett. **110**, 107001 (2013).
 - [41] A. Wallraff, D. I. Schuster, A. Blais, L. Frunzio, R.-S. Huang, J. Majer, S. Kumar, S. M. Girvin, and R. J. Schoelkopf, Nature **431**, 162 (2004).
 - [42] A. Blais, R.-S. Huang, A. Wallraff, S. M. Girvin, and R. J. Schoelkopf, Phys. Rev. A **69**, 062320 (2004).