

Bulk photovoltaic effects in the presence of a static electric field

Benjamin M. Fregoso

Department of Physics, Kent State University, Kent, Ohio, 44242, USA

Irradiated crystalline insulators in the presence of a static electric field exhibit three new types of nonlinear photocurrents. They represent physical singularities of the third order free electron polarization susceptibility and hence generalize the standard second order bulk photovoltaic effects. In the absence of momentum relaxation and saturation effects they grow as t^n ($n = 2, 1, 0$) with illumination time and are dubbed *jerk*, *modified injection*, and *modified shift* current, respectively. The presence of a static electric field gives rise to new processes which are described in detail. Experimental signatures and extensions to higher order susceptibilities are also discussed.

I. INTRODUCTION AND MAIN RESULTS

Electrons in crystals can exhibit novel dynamics in the presence of electric and magnetic fields, as exemplified by the anomalous Hall effect in metallic ferromagnets¹, and the chiral anomaly in Weyl semimetals², to name a few. Crystalline insulators, however, do not develop a dc-current in the presence of a static electric field alone; the insulator must be irradiated with light. An example of the non-trivial carrier dynamics possible in irradiated insulators is given by the so-called injection³ and shift⁴ (dc) currents. These are examples of bulk photovoltaic effects (BPVEs) whose name derives from the fact that there is no need of barriers or interfaces such as the semiconductor *pn*-junctions.

The injection current arises from the unequal carrier injection at time-reversed momenta in the Brillouin zone (BZ) which leads to an imbalance of carriers moving in one direction, i.e., to a polar velocity distribution and hence to an ‘injection’ current. It is a second order effect in the field and hence appears only in noncentrosymmetric materials. In the absence of momentum relaxation and saturation effects the injection current varies linearly with illumination time. It has been observed in CdSe^{5,6}, CdS⁶, InGaAs/GaAs quantum wells⁷, and hybrid perovskites⁸ to name a few. The shift current, on the other hand, arises from the transfer of electrons between distant centers of charge in the unit cell upon photon absorption. It is also a second order effect and is constant in time. The shift current has been observed in GaAs⁹, BaTiO₃¹⁰ and many other materials¹¹. In particular, the shift current seems to be the dominant BPVE in bulk ferroelectrics^{12,13} and it is expected to be large in two-dimensional (2D) ferroelectric materials^{14,15}. Both BPVEs have long been studied in the context of photovoltaic applications, with recent reports suggesting high efficiencies are possible^{13,16}.

For not too large electric fields, the insulator’s response to an external electric field is described perturbatively by susceptibilities χ_n as

$$\mathbf{P} = \mathbf{P}_0 + \chi_1 \mathbf{E} + \chi_2 \mathbf{E}^2 + \chi_3 \mathbf{E}^3 + \dots, \quad (1)$$

where \mathbf{P}_0 is the spontaneous electric polarization in the absence of an external electric field, χ_1 is the linear susceptibility, and χ_2, χ_3, \dots are nonlinear susceptibilities¹⁷.

For example, if we denote the amplitude of the physical electric field by $E^b = \sum_{\beta} E_{\beta}^b e^{-i\omega_{\beta}t}$, the polarization to second order is

$$P^{a(2)} = \sum_{b\beta c\sigma} \chi_2^{abc}(-\omega_{\Sigma}, \omega_{\beta}, \omega_{\sigma}) E_{\beta}^b E_{\sigma}^c e^{-i\omega_{\Sigma}t}, \quad (2)$$

and oscillates with frequency $\omega_{\Sigma} = \omega_{\beta} + \omega_{\sigma}$ in the long-time limit.

The electric polarization in insulators is thought to be determined by off-diagonal density matrix elements which describe the displacement of charge from its equilibrium position in the presence of an electric field. Intraband processes, however, are important since they cure unphysical divergences in susceptibilities at zero frequency by incorporating the fact that the intraband motion of Bloch electrons cannot accelerate indefinitely in insulators^{19,21}. Importantly, when intraband and interband processes are considered on an equal footing divergent susceptibilities represent real photocurrents such as injection and shift currents derived from χ_2 -divergences^{19,22}.

Indeed, it can be shown that the intraband χ_{2i} and interband χ_{2e} contributions to the susceptibility

$$\chi_2 = \chi_{2i} + \chi_{2e}, \quad (3)$$

have different analytic properties. The intraband part, for example, can be expanded in powers of ω_{Σ} as^{19,22}

$$(-i\omega_{\Sigma})^2 \chi_{2i} = \eta_2 + (-i\omega_{\Sigma})\sigma_2 + \dots, \quad (4)$$

where, and this is the main point, the coefficients η_2 , and σ_2 vanish for frequencies less than the energy gap (resonant). The dots represent higher order terms associated with the (nonresonant) rectification current^{23,24}. The above equation means χ_{2i} (and hence χ_2) is singular at $\omega_{\Sigma} = 0$. χ_{2e} can be shown to be regular at $\omega_{\Sigma} = 0$. From the Maxwell equation

$$\frac{dP^a}{dt} = J^a, \quad (5)$$

we see that η_2 and σ_2 represent the injection and shift

TABLE I. Summary of bulk photovoltaic effects (BPVEs) obtained from divergent electric polarization susceptibilities. The standard injection and shift current are derived from singularities in χ_2 . Higher order BPVEs are classified by their dependence on illumination time in the absence of momentum relaxation and saturation effects. For example, we call all BPVEs that vary as $\sim t$ with illumination time injection (or modified injection) current even though the physical origin of the standard injection current as derived from χ_2 is different from those derived from χ_3 . In the third row, the singularities of χ_3 where considered when the field has *two* distinct frequencies ω and 2ω 18.

BPVE	Symbol	Expression	Time dependence $\sim t^\alpha$	Origin	Ref.
Injection	η_2	$\frac{\pi e^3}{\hbar^2 V} \sum_{nm\mathbf{k}} f_{mn} \omega_{nm;a} r_{nm}^b r_{mn}^c \delta(\omega_{nm} - \omega)$	1	$\chi_2(0, \omega, -\omega) \rightarrow \infty$	19
Shift	σ_2	$\frac{i\pi e^3}{2\hbar^2 V} \sum_{nm\mathbf{k}} f_{mn} (r_{nm;a}^c r_{mn}^b - r_{nm}^c r_{mn;a}^b)$	0		19
Jerk	ι_3	$\frac{2\pi e^4}{6\hbar^3 V} \sum_{nm\mathbf{k}} f_{mn} [2\omega_{nm;ad} r_{nm}^b r_{mn}^c + \omega_{nm;a} (r_{nm}^b r_{mn}^c)_{;d}] \delta(\omega_{nm} - \omega)$	2	$\chi_3(0, \omega, -\omega, 0) \rightarrow \infty$	20
Injection	η_3	Eq. 88	1		present
Shift	σ_3	Eq. 105	0		present
Injection	ν_3	Eq. 7	1	$\chi_3(0, -2\omega, \omega, \omega) \rightarrow \infty$	18
Shift	σ_3	Eq. 8	0		18
Snap	ς_4	Eq. 110	3	$\chi_4(0, \omega, -\omega, 0, 0) \rightarrow \infty$	present
Jerk	ι_4		2		
Injection	η_4		1		
shift	σ_4		0		
Any	a_n	$\frac{1}{2\pi i} \oint_{ z =\rho} dz \frac{\chi_{ni}}{z^{l+1}}, \quad z = -i\omega\Sigma, \quad \rho \rightarrow 0, \quad l = -n, \dots, -1, \text{ Eq. 116}$	$\alpha = n - 1, \dots, 0$	$\chi_n(0, \omega_\beta, \omega_\sigma, \dots) \rightarrow \infty, \quad \omega_\Sigma = \omega_\beta + \omega_\sigma + \dots \rightarrow 0$	present

currents such that

$$\frac{d}{dt} J_{inj}^{a(2)} = 2 \sum_{bc} \eta_2^{abc}(0, \omega, -\omega) E^b(\omega) E^c(-\omega), \quad (6)$$

$$J_{sh}^{a(2)} = 2 \sum_{bc} \sigma_2^{abc}(0, \omega, -\omega) E^b(\omega) E^c(-\omega). \quad (7)$$

In these expressions the external field is taken to be monochromatic and the sum over frequency components has been performed taking into account the intrinsic permutation symmetry of susceptibilities under pair-wise exchange of external frequency components $b, \beta \leftrightarrow c, \sigma$ 25. In the absence of momentum relaxation and saturation effects they grow as

$$|J_{inj}^{a(2)}|^2 \propto \eta_2 t \quad (8)$$

$$|J_{sh}^{a(2)}| \propto \sigma_2, \quad (9)$$

with illumination time. The macroscopic current dynamics of injection and shift currents involves not only the above generation processes but also the subsequent evolution of charge distribution in the sample. This evolution is usually described via a phenomenological semiclassical description.

In this article we ask how is this picture is modified by the presence of a static field. Biased irradiated semiconductors have been extensively studied from a semiclassical point of view, e.g., solving a Boltzmann-type of equations numerically 26. This approach, successful in many cases, misses some important quantum effects such as the change in carrier injection rate due to the presence of the static electric field. Here we study this problem from the perspective of electric polarization susceptibilities which captures this effect and is physically intuitive. The main disadvantage is that it considers free Bloch electrons at short time scales where momentum relaxation does not play a significant role. The results of this approach, however, can be used as a starting point of a phenomenological model of the current dynamics for longer times 6.

Using the susceptibility approach we find that the presence of the static field leads to three types of source photocurrents. These are represented by physical divergences in χ_3 at zero frequency. We focus on short time scales, which can be probed experimentally, e.g., with THz spectroscopy 5-7, 27. The light-matter interaction is described by a dipole Hamiltonian, which allows us to define explicitly intraband and interband polarization op-

erators^{22,28} and hence incorporate intraband and interband processes on an equal footing. Another advantage of the dipole Hamiltonian is that perturbation theory is explicitly gauge invariant.

In the dc-limit, the intraband part of χ_3 admits an expansion similar to that of χ_{2i} , namely

$$(-i\omega_\Sigma)^3 \chi_{3i} = \iota_3 + (-i\omega_\Sigma)\eta_3 + (-i\omega_\Sigma)^2\sigma_3 + \dots, \quad (10)$$

or alternatively, a Laurent series

$$\chi_{3i} = \frac{\iota_3}{z^3} + \frac{\eta_3}{z^2} + \frac{\sigma_3}{z} + \dots, \quad (11)$$

where $z = -i\omega_\Sigma$ and $\iota_3, \eta_3, \sigma_3$ are (resonant) residues which represent BPVE response tensors. The corresponding currents vary as t^2, t, t^0 with illumination time in the absence of momentum relaxation and saturation effects. We dub them jerk, modified injection and modified shift current, respectively. Similar to the expansion of χ_{2i} , the dots represent regular terms associated with a rectification currents. We provide explicit expressions for $\iota_3, \eta_3, \sigma_3$ in terms of material parameters amenable for numerical calculations and give simple arguments to explain the microscopic processes involved.

Each power in the electric field in the expansion of χ_{ni} gives rise to a factor with a frequency in the denominator and hence the dc-singularities of χ_{ni} are, at most, of order n . In fact, the n th order $z = 0$ singularities of χ_n ($n \geq 2$) represent photocurrents which vary as t^n . This happens when all but two of the external frequencies are zero. In addition, there is a hierarchy of higher order shift, injection,..., currents which are represented by $z = 0$ singularities of order $1, 2, 3, \dots, n$ of χ_{ni} . Formally χ_{ni} can be expanded as

$$\chi_{ni} = \sum_{l=-n}^{\infty} a_l z^l, \quad (12)$$

where $a_l = 0$ for frequencies less than the gap and hence the residues are

$$a_l = \frac{1}{2\pi i} \oint_{|z|=\rho} \frac{\chi_{ni} dz}{z^{l+1}}. \quad (13)$$

In general, however, the poles of χ_{ni} are of lower order than n . This occurs two when the field has two distinct frequency components giving rise, again, to an injection and shift current¹⁹ (see third row in Table I).

The article is organized as follows. In Sec. IV and V we introduce the polarization and current operators respectively following Ref.²². In Sec. V A we explicitly calculate the intraband part of the current which will guide our physical intuition. In Sec. VII we rederive the known expressions for η_2 and σ_2 in a slightly nonstandard way to emphasize their physical significance. We then study the physical divergences of χ_3 at zero frequency which we dub jerk current (Sec. VIII A), modified injection (VIII B) and modified shift (Sec. VIII C).

The jerk current was presented before²⁰ and is included here for completeness. BPVEs arising from singularities of χ_n ($n > 3$) are discussed in Sec. IX A. A summary of the BPVEs is presented in Table I. Some details of the derivations are given in the appendices.

II. NOTATION

To keep the notation under control we often omit the independent variables such as the time, real space position, or crystal momentum, specially in expressions which are diagonal in these variables. Greek indices which label external frequency components and latin indices which label Cartesian components will often also be omitted in susceptibilities. Our susceptibilities should read $\epsilon_0 \chi_n$, with a free permittivity factor ϵ_0 , in accord with the standard notation of susceptibilities²⁵. For clarity we absorb it into the susceptibility. We adopt the semicolon and subscript $_{;a}$ to mean a covariant derivative with respect to crystal momenta with Cartesian component $a = x, y, z$. Unless otherwise specified we contract the spinor index, e.g., $n\alpha \rightarrow n$ in our expressions. A hat on a Hamiltonian, polarization and current indicates an operator and a lack of a hat means a quantum mechanical average. We do not use hats on the creation and inhalation operators or on the position operator. A bold font will indicate a vector or spinor. We hope the missing details will become clear from the context.

III. HAMILTONIAN

We start from a Hamiltonian

$$\hat{H}_0 = \int d\mathbf{r} \psi^\dagger \left(\frac{\hat{p}^2}{2m} + V(\mathbf{r}) + \mu_B^2 \mathbf{e} \cdot (\hat{\mathbf{p}} \times \boldsymbol{\sigma}) \right) \psi, \quad (14)$$

describing Bloch electrons with spin-orbit (SO) coupling, where $V(\mathbf{r})$ is the periodic potential of the ions, $\hat{\mathbf{p}} = -i\hbar\nabla_{\mathbf{r}}$ is the momentum operator, $\mathbf{e}(\mathbf{r}) = -\nabla_{\mathbf{r}}V(\mathbf{r})$ is the SO field from the nucleus and $\mu_B = e\hbar/2mc$ the Bohr magneton. The electron charge is $e = -|e|$. We define the real space spinor field as

$$\boldsymbol{\psi} = \begin{pmatrix} \psi_\uparrow \\ \psi_\downarrow \end{pmatrix}. \quad (15)$$

A classical homogeneous electric field is coupled to the Hamiltonian by minimal substitution, $\mathbf{p} \rightarrow \mathbf{p} + e\mathbf{A}/\hbar c$. After the gauge transformation

$$\psi_\alpha \rightarrow \psi_\alpha e^{-ie\mathbf{A}\cdot\mathbf{r}/\hbar}, \quad (16)$$

the Hamiltonian acquires the dipole form

$$\hat{H}(t) = \hat{H}_0 + \hat{H}_D(t), \quad (17)$$

where \hat{H}_0 is given by Eq. 14 and the perturbation is

$$\hat{H}_D = -e \int d\mathbf{r} \psi^\dagger \mathbf{r} \cdot \mathbf{E} \psi \equiv -\hat{\mathbf{P}} \cdot \mathbf{E}. \quad (18)$$

The eigenfunctions of H_0 can be chosen to be Bloch wavefunctions $\psi_n^{(\beta)}(\mathbf{kr}) = \mathbf{u}_n^{(\beta)}(\mathbf{k})e^{-i\mathbf{k}\mathbf{r}}$, where $\mathbf{u}_n^{(\beta)}(\mathbf{k}, \mathbf{r} + \mathbf{R}) = \mathbf{u}_n^{(\beta)}(\mathbf{k}, \mathbf{r})$ has the period of a lattice vector \mathbf{R} . \mathbf{k} is the crystal momentum and $\beta = 1, 2$ is the spinor index. The field operators can then be expanded in Bloch states

$$\psi_\alpha(\mathbf{r}) = \sum_{n\beta\mathbf{k}} \psi_{n\alpha}^{(\beta)}(\mathbf{kr}) a_{n\beta}(\mathbf{k}), \quad (19)$$

where $a_{n\beta}^\dagger(\mathbf{k})$ creates a particle in a Bloch state and obeys anticommutation rules $\{a_{n\alpha}^\dagger(\mathbf{k}), a_{m\beta}(\mathbf{k}')\} = \delta_{nm}\delta_{\alpha\beta}\delta_{\mathbf{k}\mathbf{k}'}$ ($= \delta_{nm}(2\pi)^3\delta(\mathbf{k} - \mathbf{k}')/V$ in the thermodynamic limit). In this basis, H_0 is diagonal

$$\hat{H}_0 = \sum_{n\beta\mathbf{k}} \hbar\omega_{n\beta} a_{n\beta}^\dagger a_{n\beta}, \quad (20)$$

and $\hbar\omega_{n\beta}(\mathbf{k})$ is the energy of band n and spinor β . The sum over crystal momenta is confined to the Brillouin Zone (BZ). In the thermodynamic limit in d -dimensions the sums becomes $\sum_{\mathbf{k}} \rightarrow V \int d^d k / (2\pi)^d$, where the volume of the sample is V . In what follows we choose the periodic gauge by which Bloch wavefunctions are periodic in reciprocal lattice vectors, $\psi_n^{(\beta)}(\mathbf{k} + \mathbf{G}, \mathbf{r}) = \psi_n^{(\beta)}(\mathbf{k}, \mathbf{r})$.

IV. POLARIZATION OPERATOR

The electric polarization $\hat{\mathbf{P}} = e\mathbf{r}$ in the basis of Bloch fields is given by

$$\hat{\mathbf{P}} = e \sum_{nm\mathbf{k}\mathbf{k}'} \langle n\mathbf{k}|\mathbf{r}|m\mathbf{k}' \rangle a_n^\dagger(\mathbf{k}) a_m(\mathbf{k}'). \quad (21)$$

Because the position operator is unbounded, the matrix elements (restoring spinor indices)

$$\begin{aligned} \langle n\mathbf{k}|\mathbf{r}|m\mathbf{k}' \rangle &\rightarrow \langle n\alpha\mathbf{k}|\mathbf{r}|m\beta\mathbf{k}' \rangle \\ &= \int d\mathbf{r} \psi_n^{(\alpha)\dagger}(\mathbf{kr}) \mathbf{r} \psi_m^{(\beta)}(\mathbf{k}'\mathbf{r}), \end{aligned} \quad (22)$$

are singular. Fortunately, this singularity does not propagate to observables such as the spontaneous polarization²², if we separate the singularity by the well-known identity^{1,28}

$$\begin{aligned} \langle n\mathbf{k}|\mathbf{r}|m\mathbf{k}' \rangle &= \delta_{nm}[\delta(\mathbf{k} - \mathbf{k}')\xi_{nn} + i\nabla_{\mathbf{k}}\delta(\mathbf{k} - \mathbf{k}')] + \\ &\quad (1 - \delta_{nm})\delta(\mathbf{k} - \mathbf{k}')\xi_{nm}. \end{aligned} \quad (23)$$

Here ξ_{nm} are the Berry connections

$$\xi_{nm} \rightarrow \xi_{n\alpha m\beta} = \int d\mathbf{r} \mathbf{u}_n^{(\alpha)\dagger} i\nabla_{\mathbf{k}} \mathbf{u}_m^{(\beta)}. \quad (24)$$

The polarization operator can then be separated into interband component proportional to $(1 - \delta_{nm})$ and intra-band component proportional to δ_{nm} . To tighten notation let us define

$$\begin{aligned} \mathbf{r}_{nm} &= \xi_{nm} & n \neq m \\ &= 0 & \text{otherwise.} \end{aligned} \quad (25)$$

The polarization is then²²

$$\hat{\mathbf{P}} = \hat{\mathbf{P}}_e + \hat{\mathbf{P}}_i \quad (26)$$

where

$$\hat{\mathbf{P}}_e = e \sum_{nm\mathbf{k}} \mathbf{r}_{nm} a_n^\dagger a_m \quad (27)$$

$$\hat{P}_i^b = ie \sum_{n\mathbf{k}} a_n^\dagger a_{n;b} \quad (28)$$

and $b = x, y, z$ is a Cartesian index. The intraband polarization depends on the covariant derivative

$$a_{m;b} = \left(\frac{\partial}{\partial k^b} - i\xi_{mm}^b \right) a_m, \quad (29)$$

which, importantly, is gauge invariant and hence potentially physical. Under local gauge transformations $\psi_n^{(\beta)} \rightarrow \psi_n^{(\beta)} e^{i\phi_n^{(\beta)}}$ the covariant derivative transforms as a scalar $a_{m;b} \rightarrow a_{m;b} e^{i\phi_m^{(\beta)}}$. This should be contrasted with the transformation of $\partial a_m / \partial k^b$ which acquires a gauge-dependent contribution and hence it is not well defined (physical).

From Eq. 26, the susceptibility also naturally separates into intraband and interband contributions

$$\chi = \chi_i + \chi_e, \quad (30)$$

as we show below.

V. CURRENT OPERATOR

The local current density is

$$\hat{\mathbf{J}} = e \int d\mathbf{r} \psi^\dagger \hat{\mathbf{v}} \psi, \quad (31)$$

where the particle's velocity operator is $\hat{\mathbf{v}} = [\mathbf{r}, \hat{H}_0]/i\hbar = \hat{\mathbf{p}}/m + \mu_B^2 \boldsymbol{\sigma} \times \mathbf{e}$. In terms of Bloch fields the current operator is

$$\hat{\mathbf{J}} = e \sum_{nm\mathbf{k}} \mathbf{v}_{nm} a_n^\dagger a_m, \quad (32)$$

where $\mathbf{v}_{nm} \equiv \langle n\mathbf{k} | \hat{\mathbf{v}} | m\mathbf{k} \rangle$. The current satisfies charge conservation and Maxwell's equation

$$\nabla \cdot \hat{\mathbf{J}} + \frac{\partial \hat{\rho}}{\partial t} = 0 \quad (33)$$

$$\frac{d\hat{\mathbf{P}}}{dt} = \hat{\mathbf{J}}, \quad (34)$$

where $\hat{\rho} = e\psi^\dagger\psi$ is the local charge density and $\hat{\mathbf{P}}$ is the polarization given by Eq. 26. Local particle conservation follows from the equation of motion (EOM) of $\hat{\rho}$ in the standard way. Maxwell's equation is established as follows. From Eqs. 26 and 20,

$$i\frac{d\hat{P}^a}{dt} = e \sum_{nm\mathbf{k}} (\omega_{mn}r_{nm}^a + i\omega_{n;a}\delta_{nm})a_n^\dagger a_m \quad (35)$$

where $\omega_{nm} \equiv \omega_n - \omega_m$. We define the covariant derivative of Bloch matrix element O_{nm} as

$$O_{mn;b} = \left[\frac{\partial}{\partial k^b} - i(\xi_{mm}^b - \xi_{nn}^b) \right] O_{mn}, \quad (36)$$

which can be shown to transform as a tensor under gauge transformations. Since the energy bands are the diagonal matrix elements of the Hamiltonian, $\omega_{n;a} = \partial\omega_n/\partial k^a = p_n^a/m + \mu_B^2(\boldsymbol{\sigma} \times \mathbf{e})_{nn}^a$. To relate r_{nm}^a to velocity matrix elements take Bloch matrix elements of both sides of the commutator, $[\mathbf{r}, \hat{H}_0] = i\hbar\hat{\mathbf{p}}/m + i\hbar\mu_B^2\boldsymbol{\sigma} \times \mathbf{e}$ and substitute into Eq. 35. Then from $i\hbar d\hat{\mathbf{P}}/dt = [\hat{\mathbf{P}}_i + \hat{\mathbf{P}}_e, \hat{H}_0]$ the relation for current from bound charges and polarization is established.

The intraband and interband polarization operators allows us to define the intraband current operator which plays a central role in the theory of the BPVEs and, as we show below, is closely related to the semiclassical theory of conduction in metals based on localized wavepackets.

A. Intraband current

We define the intraband current $\hat{\mathbf{J}}_i$ by

$$\hat{\mathbf{J}} = \hat{\mathbf{J}}_i + \hat{\mathbf{J}}_e, \quad (37)$$

where $\hat{\mathbf{J}}_i = d\hat{\mathbf{P}}_i/dt$ and the interband current is $\hat{\mathbf{J}}_e = d\hat{\mathbf{P}}_e/dt$. To calculate $\hat{\mathbf{J}}_i$ we first calculate $\hat{\mathbf{J}}_e$ and subtract it from the total current. $d\hat{\mathbf{P}}_e/dt$ is given by

$$i\hbar \frac{d\hat{P}_e^a}{dt} = [\hat{P}_e^a, \hat{H}_0] - \sum_b [\hat{P}_e^a, \hat{P}_i^b + \hat{P}_e^b] E^b. \quad (38)$$

The first term has been computed in Eq. 35. The second term is

$$[\hat{P}_e^a, \hat{P}_i^b + \hat{P}_e^b] = -ie^2 \sum_{nm\mathbf{k}} (r_{nm;b}^a + i \sum_p [r_{np}^a r_{pm}^b - r_{np}^b r_{pm}^a]) a_n^\dagger a_m. \quad (39)$$

To make progress we now invoke a sum rule first discussed by Sipe and coworkers¹⁹. It derives from taking matrix elements of

$$[r^a, r^b] = 0, \quad (40)$$

and carefully separating the interband and intraband parts of the position operator \mathbf{r}_{nm} (Eq. 23). It is easy to show that such procedure works for spinor matrix elements too. Two cases are of interest. Taking diagonal matrix elements ($n = m$) of Eq. 40 gives

$$\Omega_n^{ab} \equiv \frac{\partial \xi_{nn}^a}{\partial k^b} - \frac{\partial \xi_{nn}^b}{\partial k^a} = -i \sum_l [r_{nl}^a r_{ln}^b - r_{nl}^b r_{ln}^a], \quad (41)$$

and off diagonal elements ($m \neq n$) gives

$$r_{nm;b}^a - r_{nm;a}^b = -i \sum_l [r_{nl}^a r_{lm}^b - r_{nl}^b r_{lm}^a]. \quad (42)$$

It is customary, in analogy with electrodynamics, to define a gauge field tensor Ω_n^{ab} derived from the Berry vector potential of band n . The Berry curvature $\boldsymbol{\Omega}_n = \nabla \times \boldsymbol{\xi}_{nn}$ is related to it by $\Omega_n^{ab} = \sum_e \epsilon_{abe} \Omega_{ne}^e$. We now separate the diagonal from the nondiagonal matrix elements in Eq. 39 and use Eqs. 41, 42 to obtain

$$- \sum_b [\hat{P}_e^a, \hat{P}_i^b + \hat{P}_e^b] E^b = ie^2 \sum_{n\mathbf{k}} (\mathbf{E} \times \boldsymbol{\Omega}_n)^a a_n^\dagger a_n + ie^2 \sum_{nm\mathbf{k}} E^b r_{nm;a}^b a_n^\dagger a_m. \quad (43)$$

Subtracting \mathbf{J} (Eq. 32) from $d\hat{\mathbf{P}}_e/dt$ we obtain \mathbf{J}_i ,

$$\hat{J}_i^a = e \sum_{nm\mathbf{k}} \left[\omega_{n;a} \delta_{nm} - \frac{e}{\hbar} (\mathbf{E} \times \boldsymbol{\Omega}_n)^a \delta_{nm} - \frac{e}{\hbar} \sum_b E^b r_{nm;a}^b \right] a_n^\dagger a_m. \quad (44)$$

The first term is the standard group velocity (renormalized by the SOC) of an electron wavepacket in band n , $\omega_{n;a} = v_n^a$. The 2nd term depends on the Berry curvature $\boldsymbol{\Omega}_n$ and hence arises from the geometry of the Bloch wavefunctions. The SOC renormalization of the velocity and the Berry term are often called 'anomalous' contributions to the velocity and appear in many contexts in condensed matter physics, e.g., the (intrinsic) anomalous Hall conductivity in metallic ferromagnets^{1,29}. However, as we show below, the Berry curvature term does not contribute to any 2nd order effect but it does contribute to third order.

The third term resembles a small dipole created by the external electric field. Just as the standard momentum derivative of Bloch energies leads to the usual group

velocity, the (covariant) derivative of the dipole energy $U_{nm} = e\mathbf{r}_{nm} \cdot \mathbf{E}$, can be thought of as a group dipole velocity associated with a *pair* of wavepackets in distinct bands

$$v_{nm,dip}^a = \frac{e}{\hbar} \mathbf{r}_{nm;a} \cdot \mathbf{E}. \quad (45)$$

Under time-reversal symmetry dipole velocity satisfies $v_{nm,dip}^a(-\mathbf{k}) = -v_{nm,dip}^a(\mathbf{k}) = -(v_{nm,dip}^a(\mathbf{k}))^*$.

Up to this point, the above formalism is valid for metals and insulators. We now focus on the short time response of insulators, discarding Fermi surface contributions and momentum relaxation. By 'short time' we mean times longer than the period of light but shorter than momentum relaxation characteristic time. Momentum relaxation, essential for the complete time evolution of macroscopic currents in a sample will be considered in future work.

VI. PERTURBATION THEORY

Let us define the single-particle density matrix

$$\rho_{mn} \equiv \langle a_n^\dagger a_m \rangle, \quad (46)$$

where the a_n operators are in the Heisenberg representation and the quantum average is over an equilibrium ground state defined in the infinite past. The single-particle density matrix contains all the information about the system. The amplitude of the electric field is

$$E^b = \sum_{\delta} E_{\delta}^b e^{-i(\omega_{\delta} + i\epsilon)t}, \quad (47)$$

where $\delta = 1, 2, \dots$ label the frequency components of the field. The dipole Hamiltonian is treated as a perturbation with the electric field turned on slowly so that all the transients effects have vanished. This is achieved by the limit $\epsilon \rightarrow 0$ taken at the end of the calculation. To find the density matrix we first compute its equation of motion (EOM)²²

$$\begin{aligned} \frac{\partial \rho_{mn}}{\partial t} + i\omega_{mn}\rho_{mn} &= \frac{e}{i\hbar} \sum_{lb} E^b (\rho_{ml} r_{ln}^b - r_{ml}^b \rho_{ln}) \\ &\quad - \frac{e}{\hbar} \sum_b E^b \rho_{mn;b}. \end{aligned} \quad (48)$$

This equation is solved iteratively. The first term on the right comes from interband processes as can be recognized by the presence of \mathbf{r}_{nm} . The second term comes from the intraband processes which involves the covariant derivative of the density matrix

$$\rho_{mn;b} = \left[\frac{\partial}{\partial k^b} - i(\xi_{mm}^b - \xi_{nn}^b) \right] \rho_{mn}, \quad (49)$$

Only when the intraband and interband motion is considered on an equal footing, the EOM reduces to the Boltzmann equation (in the one-band limit) with no collision integral (or the standard semiclassical EOM in a homogeneous electric field).

A. 0th order

If $\mathbf{E} = 0$ the solution of Eq. 48 is simply $\rho_{mn}^{(0)} = \delta_{nm} f_n$, where $f_n \equiv f(\epsilon_n(\mathbf{k})) = 0, 1$ is the Fermi occupation of band n at zero temperature. We assumed the initial ground state had all valence bands occupied.

B. 1st order

Substituting the 0th order solution into the right-hand side of Eq. 48 and solving for $\rho_{mn}^{(1)}$ we obtain

$$\rho_{mn}^{(1)} = \frac{e}{\hbar} \sum_{b\beta} \frac{r_{mn}^b f_{nm}}{\omega_{mn} - \omega_{\beta}} E_{\beta}^b e^{-i\omega_{\beta}t}. \quad (50)$$

where we defined $f_{nm} \equiv f_n - f_m$. To first order only the interband processes are allowed.

C. nth-order

In the long-time limit, by which we mean longer than the period of light, we expect harmonic solutions of the form

$$\rho_{mn}^{(n)} = \sum_{a_1 \alpha_1, \dots} \bar{\rho}_{mn}^{(n) a_1 \alpha_1, \dots} E_{\alpha_1}^{a_1} E_{\alpha_2}^{a_2} \dots E_{\alpha_n}^{a_n} e^{-i\omega_{\Sigma}t}, \quad (51)$$

where $\omega_{\Sigma} = \omega_{\alpha_1} + \dots + \omega_{\alpha_n}$. Substituting into Eq. 48 and iterating we obtain an equation for $\bar{\rho}_{mn}^{(n+1)}$ in terms of $\bar{\rho}_{mn}^{(n)}$. Omitting the superscripts $a_1 \alpha_1, \dots$ on the left hand side for clarity we obtain

$$\begin{aligned} \bar{\rho}_{mn}^{(n+1)} &= \frac{-e}{\hbar(\omega_{mn} - \omega_{\alpha_{n+1}})} \left[\sum_l (\bar{\rho}_{ml}^{(n)} r_{ln}^{a_{n+1}} - r_{ml}^{a_{n+1}} \bar{\rho}_{ln}^{(n)}) \right. \\ &\quad \left. - \frac{e}{\hbar} \bar{\rho}_{mn; a_{n+1}}^{(n)} \right]. \end{aligned} \quad (52)$$

Note that at every order in perturbation theory there are interband (first term) and intraband (second term) contributions. In general, the n th-order $\rho^{(n)}$ ($n \geq 1$) has 2^{n-1} intraband and 2^{n-1} interband contributions.

VII. PHYSICAL DIVERGENCES OF χ_2

The injection η_2 and shift σ_2 response tensors can be derived from the Taylor expansion in Eq. 4^{19,22}, see Appendix B. Let us derive these tensors from a slightly different perspective that exposes the analytical properties

χ_{2i} . From Eq. 27, 44, and 52 the interband and intra-band components of $\chi_2^{abc}(-\omega_\Sigma, \omega_\beta, \omega_\sigma)$ are¹⁹

$$\frac{\chi_{2e}}{C_2} = i \sum_{nm\mathbf{k}} \frac{r_{nm}^a f_{nm}}{\omega_{mn} - \omega_\Sigma} \left(\frac{r_{mn}^b}{\omega_{mn} - \omega_\beta} \right) - \sum_{nm\mathbf{k}} \frac{r_{nm}^a}{\omega_{mn} - \omega_\Sigma} \left(\frac{r_{ml}^b r_{ln}^c f_{lm}}{\omega_{ml} - \omega_\beta} - \frac{r_{ml}^c r_{ln}^b f_{nl}}{\omega_{ln} - \omega_\beta} \right), \quad (53)$$

$$\frac{\chi_{2i}}{C_2} = \frac{i}{\omega_\Sigma^2} \sum_{nm\mathbf{k}} \omega_{nm;a} \frac{r_{nm}^b r_{mn}^c f_{mn}}{\omega_{nm} - \omega_\beta} + \frac{1}{i\omega_\Sigma} \sum_{nm\mathbf{k}} \frac{r_{nm;a}^c r_{mn}^b f_{nm}}{\omega_{mn} - \omega_\beta}, \quad (54)$$

where we defined $C_2 = e^3/\hbar^2 V$. Let us assume χ_{2i} admits a Laurent series

$$\chi_{2i} = \frac{\eta_2}{z^2} + \frac{\sigma_2}{z} + \dots \quad (55)$$

where $z = -i\omega_\Sigma$. Then η_2 is a residue of the $z = 0$ pole

$$\eta_2 = \frac{1}{2\pi i} \oint_{|z|=\rho} dz z \chi_{2i}. \quad (56)$$

ρ is the radius of convergence and all external frequencies are parametrized in terms of $\omega_\Sigma = \omega_\beta + \omega_\sigma = iz$ and hence χ_{2i} is a function of z only. One such parametrization could be

$$\omega_\beta = \omega + n_\beta \omega_\Sigma \quad (57)$$

$$\omega_\sigma = -\omega + n_\sigma \omega_\Sigma, \quad (58)$$

where $n_\beta + n_\sigma = 1$. The manifold where $\omega_\Sigma = 0$ is a line of singular points $(\omega_\beta, \omega_\sigma) = (\omega, -\omega)$, parametrized by a single frequency $\omega > 0$. An explicit calculation gives

$$\eta_2^{abc} = \frac{\pi e^3}{\hbar^2 V} \sum_{nm\mathbf{k}} f_{mn} \omega_{nm;a} r_{nm}^b r_{mn}^c \delta(\omega_{nm} - \omega), \quad (59)$$

which is independent of the parameters n_β, n_σ . In calculating η_2 we take the $\rho \rightarrow 0$ limit before the $\epsilon \rightarrow 0$ limit of the small imaginary parts of the frequencies. This corresponds to the physical situation where $\omega_\Sigma = 0$ in the infinite past. Similarly, σ_2 is given by

$$\sigma_2 = \frac{1}{2\pi i} \oint_{|z|=\rho} dz \chi_{2i}. \quad (60)$$

After an integration by parts we obtain

$$\sigma_2^{abc} = \frac{i\pi e^3}{2\hbar^2 V} \sum_{nm\mathbf{k}} f_{mn} (r_{nm;a}^c r_{mn}^b - r_{nm}^c r_{mn;a}^b) \delta(\omega_{nm} - \omega). \quad (61)$$

In calculating σ_2 we took $n_\beta = n_\sigma = 1/2$ to eliminate an imaginary (resonant) term which depends on $n_\beta - n_\sigma$.

This term does not arise in the standard method^{19,22} because there the prescription is to Taylor expand only the real parts. Taking $n_\beta = n_\sigma = 1/2$ means we are approaching the line of singularities at right angle.

Eqs. 59 and 61 are the well-known injection and shift current tensors. Since they are quadratic in the fields, they vanish for centrosymmetric materials. η_2 is pure imaginary and antisymmetric in b, c indices and hence vanishes for linear polarization³. σ_2 , on the other hand, is real and symmetric in b, c indices. Following the standard convention²⁵, the injection and shift currents are

$$J_{sh}^{a(2)} = \sum_{b\beta c\sigma} \sigma_2^{abc}(-\omega_\Sigma, \omega_\beta, \omega_\sigma) E_\beta^b E_\sigma^c e^{-i\omega_\Sigma t}$$

$$\frac{d}{dt} J_{inj}^{a(2)} = \sum_{b\beta c\sigma} \eta_2^{abc}(-\omega_\Sigma, \omega_\beta, \omega_\sigma) E_\beta^b E_\sigma^c e^{-i\omega_\Sigma t}. \quad (62)$$

Performing the frequency sums using the intrinsic permutation of susceptibilities we obtain

$$J_{sh}^{a(2)} = 2 \sum_{bc} \sigma_2^{abc}(0, \omega, -\omega) E^b(\omega) E^c(-\omega) \quad (63)$$

$$\frac{d}{dt} J_{inj}^{a(2)} = 2 \sum_{bc} \eta_2^{abc}(0, \omega, -\omega) E^b(\omega) E^c(-\omega). \quad (64)$$

The above expressions indicate the injection and shift currents vary as

$$|J_{sh}^{a(2)}(t)| \sim \sigma_2 \quad (65)$$

$$|J_{inj}^{a(2)}(t)| \sim \eta_2 t \quad (66)$$

with illumination time in the absence of momentum relaxation and saturation effects.

A. Physical interpretation of injection and shift current

In this section we show that the injection and shift current could be understood from simple phenomenological models.

1. Injection current

The physical origin of the injection current is well known. It arises from the asymmetry in the carrier injection rate at time-reversed momenta in the BZ^{3,30}. Let us consider an electron wavepacket with velocity v_n^a . The current is

$$J^a = \frac{e}{V} \sum_{n\mathbf{k}} f_n v_n^a. \quad (67)$$

The effect of an optical field is to inject carriers into the conduction bands. Taking a time derivative we obtain (to lowest order)

$$\frac{d}{dt} J^a = \frac{e}{V} \sum_{n\mathbf{k}} \frac{df_n}{dt} v_n^a. \quad (68)$$

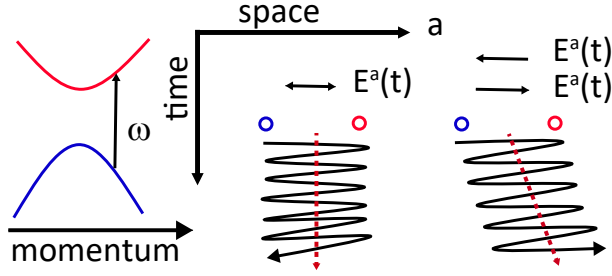


FIG. 1. Cartoon picture of shift current generation. The wiggly lines represent particle-hole oscillations between spatially separated centers of charge (circles). The quantum interference between population oscillations and wavepacket oscillations gives rise to a dc-current.

For low intensity, the Fermi's Golden Rule gives the one-photon absorption rate

$$\begin{aligned} \frac{df_v}{dt} &= -\frac{2\pi e^2}{\hbar^2} \sum_{cc'b'} r_{cv}^{b'} r_{vc}^{c'} E^{b'}(\omega) E^{c'}(-\omega) \delta(\omega_{cv} - \omega) \\ \frac{df_c}{dt} &= \frac{2\pi e^2}{\hbar^2} \sum_{vc'b'} r_{cv}^{b'} r_{vc}^{c'} E^{b'}(\omega) E^{c'}(-\omega) \delta(\omega_{cv} - \omega), \end{aligned} \quad (69)$$

where we label c, v a conduction and valence band respectively. As can be seen, the carrier injection rate at time-reversed points \mathbf{k} and $-\mathbf{k}$ is not the same leading to a polar distribution of carriers and hence to a current. Substituting into Eq. 68 we obtain

$$\frac{d}{dt} J_{inj}^{a(2)} = \frac{2\pi e^3}{\hbar^2 V} \sum_{cv\mathbf{k}} \omega_{nm;a} r_{vc}^b r_{cv}^c \delta(\omega_{cv} - \omega) E^b(\omega) E^c(-\omega), \quad (70)$$

which after symmetrization we recover the standard injection current shown in Eq. 64.

2. Shift current

An interesting aspect of the shift current is that it does not require the presence of impurities as was originally assumed⁴. This should be compared and contrasted with metallic conduction which usually requires momentum relaxation and hence explicitly breaks time reversal symmetry. Dissipationless conduction in insulators is possible if, e.g., there is a nonzero Berry curvature³¹. How is time-reversal symmetry broken in the shift current? It is broken at the time of photon absorption which is an irreversible process.

Materials that exhibit shift current have valence and conduction band centers spatially separated within the unit cell and hence charge is transferred (shifted) upon photon absorption. This process depends on the off-diagonal density matrix elements and hence it requires quantum coherence as have been extensively documented. Here we add to this picture that shift current

arises from the quantum interference of two distinct microscopic oscillators. To see this consider the dipole current (Eq. 44) to second order

$$J_{dip}^{a(2)} = -\frac{e^2}{\hbar V} \sum_{nm\mathbf{k}} \mathbf{E}(t) \cdot \mathbf{r}_{nm;a} \rho_{mn}^{(1)}(t). \quad (71)$$

The total current is the sum of dipole velocities for each pair of wavepackets in bands n, m weighted by the probability $\rho_{mn}^{(1)}$ of being occupied. From Eq. 50 we have

$$J_{dip}^{a(2)} = -\frac{e^2}{\hbar V} \sum_{nm\mathbf{k}bc} \frac{f_{nm} r_{nm;a}^b r_{mn}^c}{\omega_{mn} - \omega_\beta} E_\beta^b E_\sigma^c e^{-i(\omega_\beta + \omega_\sigma)t}. \quad (72)$$

Setting $E^b = E^b(\omega)e^{-i\omega t} + E^b(-\omega)e^{i\omega t}$, and keeping only the resonant terms gives

$$\begin{aligned} J_{sh}^{a(2)} &= \frac{i2\pi e^3}{\hbar^2 V} \sum_{nm\mathbf{k}bc} f_{nm} (r_{nm;a}^b r_{mn}^c \\ &\quad + r_{nm;a}^c r_{mn}^b) \delta(\omega_{nm} - \omega) E^b(\omega) E^c(-\omega). \end{aligned} \quad (73)$$

After symmetrization, we recover the standard expression for the shift current in Eq. 63. This calculation suggests that the *quantum* mechanical interference of population and dipole oscillations is the origin of the shift current, see Fig. 1. We note that electron oscillations between centers of charge, alone, do not lead to a dc-current. However, the directionality of the electron oscillations combined with an isotropic relaxation (due to, e.g., randomized collisions) could, in principle, also lead to a dc-current.

We now show how the injection and shift currents are modified by the presence of a static electric field.

VIII. PHYSICAL DIVERGENCES OF χ_3

The expression for the intraband χ_{3i} is given in Eq. C2 in Appendix C. The same expression was obtained in Ref.¹⁹. The difference is that we calculate the intraband current J_i^a explicitly and use it to guide our physical intuition about the singularities of χ_{3i} . For example, the first three terms derive from the combination $v_n^a \rho_{nn}^{(3)}$ in Eq. 44 and hence, by analogy with χ_{2i} , we would expect them to be injection coefficients with one caveat; the 1st term has no analog in χ_{2i} (Eq. 54) since it is proportional to *three* powers of frequency, $\omega_\Sigma^{-2} \omega_2^{-1}$ and is the most divergent at zero frequency. The other two, proportional to ω_Σ^{-2} seem standard injection coefficients similar to the 1st term in χ_{2i} . The 4th term, proportional to $(\omega_\Sigma \omega_2)^{-1}$, arises from the anomalous velocity $(\mathbf{E} \times \boldsymbol{\Omega})^a \rho_{nn}^{(2)}$ and is an injection coefficient. The last two terms, proportional to ω_Σ^{-1} originate from $\mathbf{E} \cdot \mathbf{r}_{nm;a} \rho_{mn}^{(2)}$ and hence are shift current coefficients. χ_{3i} has up to three powers of the frequency in the denominators and hence we expect χ_{3i}

to admit a series expansion as

$$\chi_{3i} = \frac{\iota_3}{z^3} + \frac{\eta_3}{z^2} + \frac{\sigma_3}{z} + \dots \quad (74)$$

or alternatively the Taylor expansion in Eq. 10. The important point is that the residues vanish for frequencies less than the energy gap. We now analyze the physical divergences of χ_{3i} , using Eq. 10.

A. Jerk current

1. Hydrodynamic model

In an isotropic system the current is

$$J_{clas}^a = en v^a, \quad (75)$$

where n is the carrier density. Taking two derivatives we obtain

$$\frac{d^2}{dt^2} J_{clas}^a = e \frac{d^2 n}{dt^2} v^a + 2e \frac{dn}{dt} \frac{dv^a}{dt} + en \frac{d^2 v^a}{dt^2}. \quad (76)$$

If the rate of carrier injection $dn/dt = g$ and acceleration eE_0^a/m^* are constant in time, then

$$\frac{d^2}{dt^2} J_{clas}^a = \frac{2e^2 g E_0^a}{m^*} = \text{constant}, \quad (77)$$

leads to a current varying quadratically with illumination time. However, the presence of the static field is expected to modify the carrier injection rate. We now discuss this effect.

2. Susceptibility divergence

From Eq. 74, ι_3 is given by

$$\iota_3 = \frac{1}{2\pi i} \oint_{|z|=\rho} dz z^2 \chi_{3i}, \quad (78)$$

or by the limit $\lim_{\omega_\Sigma \rightarrow 0} (-i\omega_\Sigma)^3 \chi_{3i} = \iota_3$. ι_3 is finite but vanishes for frequencies smaller than the gap. Combined with Eq. 34, it implies the existence of a current whose *second* time-derivative is controlled by ι_3 . Such current would grow quadratically in time in the absence of momentum relaxation and saturation effects. In analogy with second derivative of velocity which is called 'jerk' we dub it *jerk* current. Explicit calculation of $\iota_3(0, \omega, -\omega, 0)$ gives²⁰

$$\begin{aligned} \iota_3^{abcd} = \frac{2\pi e^4}{6\hbar^3 V} \sum_{nm\mathbf{k}} f_{mn} [2\omega_{nm;ad} r_{nm}^b r_{mn}^c \\ + \omega_{nm;a}(r_{nm}^b r_{mn}^c; d)] \delta(\omega_{nm} - \omega), \end{aligned} \quad (79)$$

where $\omega_{nm;ad} = \partial^2 \omega_{nm} / \partial k^d \partial k^a = \partial^2 \omega_n / \partial k^d \partial k^a - \partial^2 \omega_m / \partial k^d \partial k^a$. The details of the derivation are outlined in Appendix C.

In the presence of time-reversal symmetry we can choose $\mathbf{r}_{nm}(-\mathbf{k}) = \mathbf{r}_{mn}(\mathbf{k})$ to show that ι_3 is real, symmetric in the b, c indices, and satisfies $[\iota_3^{abcd}(0, \omega, -\omega, 0)]^* = \iota_3^{acbd}(0, \omega, -\omega, 0) = \iota_3^{abcd}(0, -\omega, \omega, 0) = \iota_3^{acbd}(0, -\omega, \omega, 0)$. Since ι_3 is a third order response function we write it as

$$\frac{d^2}{dt^2} J_{jerk}^{a(3)} = \sum_{b\beta c\gamma d\delta} \iota_3^{abcd}(-\omega_\Sigma, \omega_\beta, \omega_\gamma, \omega_\delta) E_\beta^b E_\gamma^c E_\delta^d e^{-i\omega_\Sigma t}. \quad (80)$$

Performing the sum over frequencies we obtain

$$\frac{d^2}{dt^2} J_{jerk}^{a(3)} = 6 \sum_{bcd} \iota_3^{abcd}(0, \omega, -\omega, 0) E^b(\omega) E^c(-\omega) E_0^d, \quad (81)$$

where E_0^d is a static external field. The factor of $6 = 3!$ is the number of pair-wise exchange of two field indices E_β^b , E_γ^c or E_δ^d ²⁵. Eq. 81 indicates that the jerk current grows quadratically with illumination time

$$|\mathbf{J}_{jerk}^{(3)}| \sim \iota_3 t^2, \quad (82)$$

in the absence of momentum relaxation and saturation effects. This should be compared and contrasted with injection current which grows linearly with illumination time (Eq. 66) and shift current which is constant (Eq. 65).

Two terms contribute to the jerk current. The first depends on the curvature of the bands or alternatively on the inverse mass tensor at \mathbf{k} -points in the BZ. It can be interpreted as the electron acceleration in the static electric field. The second contribution depends on the change of transition probabilities proportional to $r_{nm}^b r_{mn}^c$ due to the static field.

3. Jerk Hall current

In an isotropic medium, charge carriers move parallel to the electric field. The jerk current, on the other hand, allows current transverse to the static electric field even in a rotationally symmetric medium. Let us assume a static field in the x -direction and compute the current in the y -direction. An optical field of the form $\mathbf{E} = \hat{\mathbf{x}} E^x(\omega) e^{-i\omega t} + \hat{\mathbf{y}} E^y(\omega) e^{-i\omega t} + c.c.$ is incident perpendicular to the xy -plane. The components of the field are complex $E^a(\omega) = |E^a(\omega)| e^{-i\phi_a}$. From Eq. 81

$$\begin{aligned} \frac{d^2}{dt^2} J_{jerk}^y = 6\iota_3^{yxxx} |E^x(\omega)|^2 E_0^x + 6\iota_3^{yyyx} |E^y(\omega)|^2 E_0^x \\ + 12\iota_3^{yyxx} |E^x(\omega)| |E^y(\omega)| E_0^x \cos(\phi_x - \phi_y), \end{aligned} \quad (83)$$

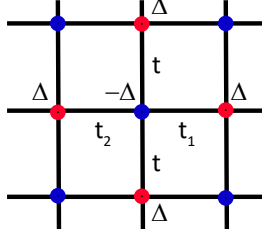


FIG. 2. 2D tight binding model with inversion symmetry breaking. The model is isotropic for parameters $t_1 = t_2 = t$ (or $\delta = t_2 - t_1 = 0$) and breaks inversion symmetry for $\delta \neq 0$. In the last case there is a ferroelectric order parameter along the x -axis.

where we used $\iota_3^{abcd} = \iota_3^{acbd}$. For circular polarization, $\phi_x - \phi_y = \pm\pi/2$, and the last term does not contribute. If, on the other hand, the crystal has mirror symmetry, $y \rightarrow -y$, the first and second terms vanish and the transverse current has a $\cos(\phi_x - \phi_y)$ dependence on polarization. This polarization dependence could be measured by varying the phases of the components of the field, e.g., with a quarter-wave plate and hence distinguish the jerk current from other currents.

4. Physical interpretation of jerk current

From Eq. 79 it is hard to understand the physical origin of the jerk current. Here we rederive the same result from a simpler phenomenological model²⁰. Consider an electron wavepacket in band n subject to a static electric field E_0^d . The wavevector of the wavepacket obeys

$$\frac{d\hbar\mathbf{k}}{dt} = -e \frac{\partial \mathbf{A}}{\partial t}, \quad (84)$$

where the vector potential is used to represent the electric field as $E_0^d = -\partial A^d / \partial t$. We can expand the Bloch velocity of the electron in powers of \mathbf{A} and then take time-derivatives. For example, the derivative of the velocity is

$$\frac{dv_n^a}{dt} = \frac{e}{\hbar} \omega_{n;ad} E_0^d. \quad (85)$$

Taking two time-derivatives of Eq. 67 we obtain

$$\frac{d^2 J^a}{dt^2} = \frac{e}{V} \sum_{n\mathbf{k}} \left(\frac{d^2 f_n}{dt^2} v_n^a + 2 \frac{df_n}{dt} \frac{dv_n^a}{dt} + f_n \frac{d^2 v_n^a}{dt^2} \right). \quad (86)$$

Using Eq. 85 and Eq. 69 we have, to linear order in E_0^d

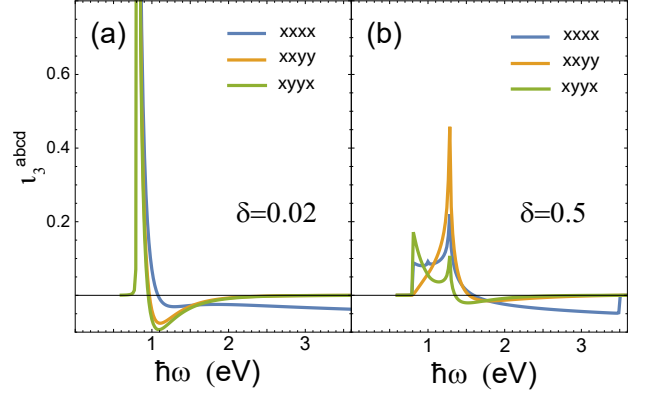


FIG. 3. Three representative components of the jerk response tensor ι_3^{abcd} for weak (a) and strong (b) inversion symmetric breaking in Eq. 89. The $xxyy$ component which gives rise to current perpendicular to the static field is largest in (a) due to the larger curvature of bands. We defined $\delta = t_2 - t_1$ and used units where $t = 0.5$, $\Delta = 0.4$, $a = 1$.

$$\begin{aligned} \frac{d^2}{dt^2} J_{jerk}^{a(3)} = & \frac{2\pi e^4}{\hbar^3 V} \sum_{cv\mathbf{k}} 2\omega_{cv;ad} r_{vc}^b r_{cv}^c \delta(\omega_{cv} - \omega) E^b(\omega) E^c(-\omega) E_0^d \\ & + \frac{2\pi e^4}{\hbar^3 V} \sum_{cv\mathbf{k}} \omega_{cv;a} \frac{\partial(r_{vc}^b r_{cv}^c)}{\partial k^d} \delta(\omega_{cv} - \omega) E^b(\omega) E^c(-\omega) E_0^d, \end{aligned} \quad (87)$$

Extending the sum to all bands and adding factors of f_{nm} since diagonal terms vanish ($\mathbf{r}_{nm} = 0$) and terms with exchanged b, c indices also vanish since we assumed $\omega > 0$. After symmetrization we recover Eq. 81. An important point of this calculation is to show that the first term in Eq. 79 comes from the acceleration of carriers in the static electric field. The second contribution comes from changes in the carrier injection rate $d^2 f_n / dt^2$ which is missing in the standard semiclassical approach²⁶.

5. Jerk current in a model with inversion symmetry breaking

To get a sense of the behavior of the jerk current let us calculate it for a model with explicit inversion symmetry breaking

$$H = \sum_{\mathbf{id}} t_{\mathbf{d}} c_{\mathbf{i}+\mathbf{d}}^\dagger c_{\mathbf{i}} + h.c. + \Delta \sum_{\mathbf{i}} (-1)^{i_x + i_y} c_{\mathbf{i}}^\dagger c_{\mathbf{i}}. \quad (89)$$

\mathbf{i} labels the site and $t_{\mathbf{d}} = t_1, t, t_2, t$ for $\mathbf{d} = \pm\hat{x}, \pm\hat{y}$ respectively, Fig. 2. There are two nonequivalent sites per unit cell. The model is isotropic for $t_1 = t_2 = t$, or $\delta = t_2 - t_1 = 0$. In this case only three component are independent. If $\delta \neq 0$ inversion symmetry is broken and

$$\begin{aligned}
\eta_3^{abcd}(0, \omega, -\omega, 0) = & -\frac{\pi e^4}{6\hbar^3 V} \sum_{nm\mathbf{k}} f_{mn} [\Omega_{nm}^{ad}(r_{nm}^b r_{mn}^c - r_{nm}^c r_{mn}^b) \delta(\omega_{nm} - \omega) + i(r_{nm}^b r_{mn}^c{}_{;a} - r_{nm}^c r_{mn}^b{}_{;a}) \delta(\omega_{nm} - \omega)] \\
& + \frac{\pi i e^4}{3\hbar^3 V} \sum_{nm\mathbf{k}} f_{mn} \omega_{nm;a} \left[\left(\frac{r_{mn}^d}{\omega_{nm}} \right)_{;b} r_{nm}^c - \left(\frac{r_{mn}^d}{\omega_{nm}} \right)_{;c} r_{nm}^b \right] \delta(\omega_{nm} - \omega) \\
& - \frac{\pi e^4}{3\hbar^3 V} \sum_{nm\mathbf{k}} f_{mn} \omega_{nm;a} \frac{r_{ln}^d}{\omega_{nl}} (r_{nm}^b r_{ml}^c - r_{nm}^c r_{ml}^b) D_-(\omega_{nm}, \omega).
\end{aligned} \tag{88}$$

a ferroelectric order parameter develops along the x -axis. Also note that there is a mirror symmetry $y \rightarrow -y$. In this case 6 independent components. The degree of inversion symmetry breaking is parametrized by δ .

In Fig. 3 we show three typical responses for weak (a) and strong (b) inversion symmetry breaking. In general, materials with flatter bands will produce less jerk current than materials whose bands range over a wider energy window.

An estimate of the current can be given by assuming a set of stacked 2D parallel planes, e.g., of single layer of GeSe. Let us assume a simple relaxation model in which the current, $j^a = -en v^a$, reaches an equilibrium carrier density $n_0 \propto \tau_c$ and velocity $v_0 \propto \tau_s E_0$ where τ_c, τ_s are the charge and momentum relaxation times. In the steady state the current per unit incident intensity, $I_\omega = c\epsilon |E(\omega)|^2$, is

$$\frac{J_{jerk}}{I_\omega} = \frac{\iota_3 \tau_c \tau_s}{A c \epsilon_0} E_0. \tag{90}$$

Estimating generic relaxation times as $\tau_c = \tau_s = 100$ fs and a static electric field $E_0 = 10^6$ V/m, with $a = 4.53 \text{ \AA}$ and across area $A = 10 \times 3.6 \text{ \AA}^2$, we obtain $J_{jerk}/I \sim 1$ mA/W which could be easily measurable.

B. Modified injection current

η_3 is given by

$$\eta_3 = \frac{1}{2\pi i} \oint_{|z|=\rho} dz z \chi_{3i}. \tag{91}$$

An explicit calculation gives four contributions, Eq. 88. The details of the derivation are presented in the Appendix D. $\Omega_{nm}^{ad} = \Omega_n^{ad} - \Omega_m^{ad}$ is the difference of Berry vector potentials. The Berry curvature is related to the Berry vector potential as $\Omega_n^{ad} = \sum_e \epsilon_{ade} \Omega_n^e$. The covariant derivative of products and quotients are defined in Eq. B1 and Eq. C8 respectively. We also defined

$$D_\pm(\omega_{nm}, \omega) = \delta(\omega_{nm} - \omega) \pm \delta(\omega_{nm} + \omega). \tag{92}$$

It can be shown that $\eta_3^{abcd}(0, \omega, -\omega, 0)$ is pure imaginary, antisymmetric in the b, c indices, and satisfies $[\eta_3^{abcd}(0, \omega, -\omega, 0)]^* = -\eta_3^{abcd}(0, \omega, -\omega, 0)$

$\eta_3^{abcd}(0, -\omega, \omega, 0) = -\eta_3^{acbd}(0, -\omega, \omega, 0)$. The antisymmetry in the b, c indices means that η_3 is nonzero only for circular polarization ($b \neq c$). η_3 represents the current

$$\frac{d}{dt} J_{mi}^{a(3)} = 6 \sum_{bcd} \eta_3^{abcd}(0, \omega, -\omega, 0) E^b(\omega) E^c(-\omega) E_0^d, \tag{93}$$

which varies as

$$|J_{mi}^{(3)}| \sim \eta_3 t, \tag{94}$$

linearly with illumination time in the absence of momentum relaxation and saturation effects.

1. Injection Hall current

Let us assume a static field is in the x -direction and compute the current in the y -direction. An optical field of the form $\mathbf{E} = \hat{\mathbf{x}} E^x(\omega) e^{-i\omega t} + \hat{\mathbf{y}} E^y(\omega) e^{-i\omega t} + c.c.$ is incident perpendicular to the xy -plane. Its components are complex $E^a(\omega) = |E^a(\omega)| e^{-i\phi_a}$. From Eq. 93

$$\frac{d}{dt} J_{mi}^{y(3)} = 12i \eta_3^{yyxx} |E^x(\omega)| |E^y(\omega)| E_0^x \sin(\phi_x - \phi_y), \tag{95}$$

where we used $\eta_3^{abcd} = -\eta_3^{acbd}$ and $\eta_3^{abbd} = 0$. Similar to η_2 , it vanishes for linear light $\phi_x = \phi_y$ and is maximum for circularly polarized light.

2. Physical interpretation of modified injection current

The presence of a static field gives rise to new physical processes which we now describe in detail.

1st term.- Similar to the injection current, the first term arises from the asymmetric injection of carriers within the BZ which produces a polar distribution. The difference is that the velocity states are anomalous. To see this, let us consider an electron wave packet in band n subject to a static field E_0^d . The static field induces an anomalous contribution to the electron velocity which generates a current given by (Eq. 44)

$$\mathbf{J}_{mi,1} = -\frac{e^2}{\hbar V} \sum_{n\mathbf{k}} f_n \mathbf{E}_0 \times \boldsymbol{\Omega}_n, \tag{96}$$

where we used the diagonal part of the density matrix in equilibrium $\rho_{nn}^{(0)}$. In ferroelectric metals this term would give rise to the anomalous Hall effect. Taking a time derivative we obtain (to leading order in the fields)

$$\frac{d}{dt} \mathbf{J}_{mi,1} = -\frac{e^2}{\hbar V} \sum_{n\mathbf{k}} \frac{d\mathbf{f}_n}{dt} \mathbf{E}_0 \times \boldsymbol{\Omega}_n. \quad (97)$$

When an optical field is turned on, electrons will be excited from the valence into conduction states. To lowest order in the intensity, Fermi's Golden rule gives the one-photon injection rate (Eq. 69). Separating conduction (c) from valence bands (v) and using Eqs. 69 in Eq. 97 we obtain

$$\frac{d}{dt} J_{mi,1}^{a(3)} = -\frac{2\pi e^4}{\hbar^3} \sum_{vckdb'c'} \Omega_{cv}^{ad} r_{cv}^{b'} r_{vc}^{c'} \delta(\omega_{cv} - \omega) \times E^{b'}(\omega) E^{c'}(-\omega) E_0^d. \quad (98)$$

We can extend the sum to all bands since the diagonal terms vanish ($\mathbf{r}_{nn} = 0$) and terms with exchanged c, v indices also vanish since $\omega > 0$. After symmetrization we recover the 1st term in Eq. 88.

2st term.- A wavepacket drifts in the presence of a static field. In particular, the drift of a pair of wavepackets leads to a current. To see this, let us start from the dipole velocity contribution to the current, Eq. 72. Writing explicitly the small imaginary parts of the external frequencies and taking the resonant part only we obtain

$$J_{mi,2}^a = -\frac{i\pi e^3}{\hbar^2 V} \sum_{nmkbc} f_{nm} [r_{nm;a}^b r_{mn}^c \delta(\omega_{mn} + \omega) + r_{nm;a}^c r_{mn}^b \delta(\omega_{mn} - \omega)] E^b(\omega) E^c(-\omega). \quad (99)$$

Taking a time derivative, exchanging the n, m indices, and making $\mathbf{k} \rightarrow -\mathbf{k}$, we obtain

$$\frac{d}{dt} J_{mi,2}^{a(3)} = -\frac{i\pi e^4}{\hbar^3 V} \sum_{nmkbc} f_{nm} \frac{\partial}{\partial k^d} (r_{nm;a}^b r_{mn}^c - r_{nm;a}^c r_{mn}^b) \delta(\omega_{nm} - \omega) E^b(\omega) E^c(-\omega) E_0^d, \quad (100)$$

which after symmetrization, we recover the 2nd term in Eq. 88.

3st term.- The 3rd term takes into account the modifications of the electron distribution to third order. Let us consider the current of an electron wavepacket in band n to third order in the electric field

$$J_{mi,3}^{a(3)} = \frac{e}{V} \sum_{n\mathbf{k}} v_n^a \rho_{nn}^{(3)}. \quad (101)$$

Taking a time derivative

$$\frac{d}{dt} J_{mi,3}^{a(3)} = \frac{e}{V} \sum_{n\mathbf{k}} v_n^a \frac{\partial \rho_{nn}^{(3)}}{\partial t} \quad (102)$$

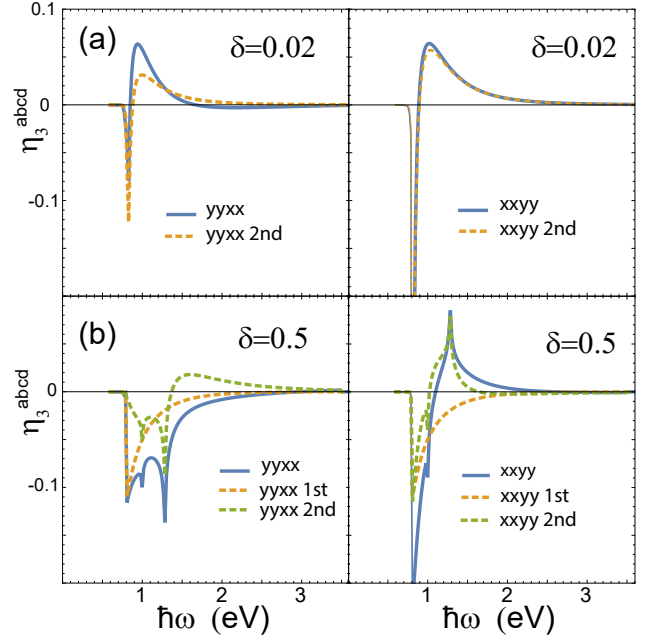


FIG. 4. Independent components of η_3^{abcd} for the model shown in Eq. 89 for strong (a) and weak (b) inversion-symmetry breaking. The total response and the dominant contributions of Eq. 88 are plotted. For weak symmetry breaking the second term saturates the response whereas for strong symmetry breaking the 1st and 2nd terms are equally important. The parameters used are in units $t = 0.5, \Delta = 0.5, a = 1$.

and from Eq. 48 we have

$$\frac{\partial \rho_{nn}^{(3)}}{\partial t} = \frac{e}{i\hbar} \sum_{mb} E^b (\rho_{nm}^{(2)} r_{mn}^b - r_{nm}^b \rho_{mn}^{(2)}) - \frac{e}{\hbar} \sum_b E^b \rho_{nn;b}^{(2)}. \quad (103)$$

It contains two contributions: the interband (first) and the intraband (2nd). The density matrix to second order is obtained from $\rho^{(1)}$. The first order density matrix is simply given by the nonequilibrium distribution shown in Eq. 50 in the presence of a static electric field

$$\rho_{nm}^{(1)} = \frac{e}{\hbar} \sum_d f_{nm} \frac{r_{mn}^d}{\omega_{mn}} E_0^d. \quad (104)$$

If we only consider the interband contribution to second order we obtain

$$\rho_{nm,intra}^{(2)} = -\frac{e}{\hbar} \sum_{c\sigma} \frac{\rho_{nm;c}^{(1)}}{\omega_{mn} - \omega_\sigma} E_\sigma^c e^{-i\omega_\sigma t}. \quad (106)$$

where we use the fact that one of the frequencies is zero $\omega_\Delta = 0$. Substituting the above equations into Eq. 103, using $df_n/dt = 0$, taking the resonant part, and symmetrizing we recover the 3rd term in Eq. 88.

$$\begin{aligned}
\sigma_3^{abcd}(0, \omega, -\omega, 0) = & \frac{2\pi e^4}{12\hbar^3 V} \sum_{nm\mathbf{k}} f_{mn} \left[\left(\frac{r_{mn}^d}{\omega_{nm}} \right)_{;c} r_{nm;a}^b + \left(\frac{r_{mn}^d}{\omega_{nm}} \right)_{;b} r_{nm;a}^c - \left(\frac{r_{mn;a}^d}{\omega_{nm}} \right)_{;c} r_{nm}^b - \left(\frac{r_{mn;a}^d}{\omega_{nm}} \right)_{;b} r_{nm}^c \right] \delta(\omega_{nm} - \omega) \\
& - \frac{2i\pi e^4}{12\hbar^3 V} \sum_{nml\mathbf{k}} \frac{f_{ln}}{\omega_{mn}} \left[r_{nl}^c (r_{mn}^d r_{lm}^b)_{;a} + r_{nl}^b (r_{mn}^d r_{lm}^c)_{;a} - r_{mn}^d (r_{nl;a}^c r_{lm}^b + r_{nl;a}^b r_{lm}^c) \right] D_+(\omega_{nl}, \omega). \quad (105)
\end{aligned}$$

4st term.- This contribution arises from electrons excited from the valence to conduction bands via an intermediate state l . These new states are generated by the presence of static field.

3. Modified injection current in a tight binding model with inversion symmetry breaking

To get a sense of the various contributions to η_3 let us calculate the modified injection current for the model Hamiltonian in Eq. 89 for light incident perpendicular to the xy -plane. The antisymmetry in the b, c indices leaves only 4 independent components. In addition, mirror symmetry $y \rightarrow -y$, leaves independent components $yyxx$ and $xyxy$ only.

In Fig. 4 we show the independent components of η_3 for weak (a) and strong (b) inversion symmetry breaking. Since the Berry curvature (1st term) vanishes for inversion symmetric systems, we expect it to be small in (a). Indeed, the response η_3 for weak symmetry breaking is saturated by the 2nd term in Eq. 88. For strong symmetry breaking, both the 1st and 2nd terms are equally important. This suggests the anomalous velocity term plays an important role in ferroelectrics.

C. Modified shift current

The tensor σ_3 is obtained from

$$\sigma_3 = \frac{1}{2\pi i} \oint_{|z|=\rho} dz \chi_{3i}, \quad (107)$$

or alternatively from the expansion in Eq. 10. The result has two main contribution, Eq. 105. The details of the derivation are presented in the Appendix E. D_+ is defined in Eq. 92. It can be shown that σ_3 is pure real and symmetry in the b, c indices and satisfies $\sigma_3^{abcd}(0, \omega, -\omega, 0)$, $[\sigma_3^{abcd}(0, \omega, -\omega, 0)]^* = \sigma_3^{abcd}(0, \omega, -\omega, 0) = \sigma_3^{acbd}(0, -\omega, \omega, 0) = \sigma_3^{acbd}(0, -\omega, \omega, 0)$. The current

$$J_{shift}^{a(3)} = 6 \sum_{bcd} \sigma_3^{abcd}(0, \omega, -\omega, 0) E^b(\omega) E^c(-\omega) E_0^d, \quad (108)$$

is constant in time.

1. Physical interpretation of the modified shift current

As with σ_2 , the modified shift current arises from the dipole velocity Eq. 45 with density matrix to second order in the electric field. Two cases are possible, the static field couples to the density matrix as $\mathbf{E} \cdot \mathbf{r}_{nm} \rho_{mn}^{(2)}$, giving the first two terms in brackets. This process is similar to the standard shift current mechanism. In the second case, the static field couples to the dipole matrix element as $\mathbf{E}_0 \cdot \mathbf{r}_{nm} \rho_{mn}^{(2)}$, giving the third and forth terms within the first bracket.

The terms in the last bracket are not easily derived from a simple model. These processes involve virtual transitions to an intermediate band.

2. Modified shift current in tight binding model with inversion symmetry breaking

In Fig. 5 we show representative components of σ_3 for the model shown in Eq. 89 for weak (a) and strong (b) symmetry breaking ferroelectric. Only the first term in Eq. 105 gives a nonzero contribution in a two-band model. Notice that when the model is rotationally symmetric there is a large transverse response. This should be contrasted with standard shift current which vanishes for inversion symmetry systems.

IX. GENERALIZATIONS

A. Snap current

By power counting frequencies in denominators of χ_4 it is easy to see that the leading divergence is of order ω_Σ^{-4} , and occurs when all but two of the external frequencies are zero. Proceeding as before we calculate physical divergences of χ_4 and find the *snap* response tensor $\varsigma_4^{abcde}(0, \omega, -\omega, 0, 0)$. Taking three derivatives of Eq. 67 and using Eq. 85, Eq. 69, and

$$\frac{d^2}{dt^2} v_n^a = \frac{e^2}{\hbar^2} \omega_{n;ade} E_0^d E_0^e, \quad (109)$$

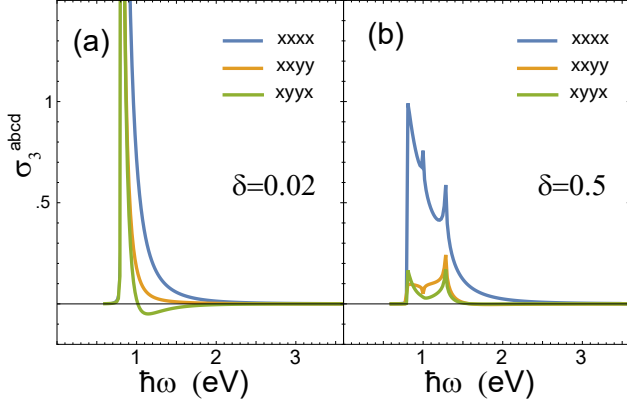


FIG. 5. Three representative components of σ_3^{abcd} for nearly inversion symmetric (a) and strongly inversion asymmetric (b) model shown in Eq. 89. The parameters used are $t = 0.5$ eV, $\delta = t_2 - t_1$, $\Delta = 0.4$, $a = 1$.

we obtain

$$\begin{aligned} \varsigma_4^{abcde} = & \frac{2\pi e^5}{4! \hbar^4 V} \sum_{nmk} f_{mn} [3\omega_{nm;ade} r_{nm}^b r_{mn}^c \\ & + 3\omega_{nm;ad} (r_{nm}^b r_{mn}^c)_{;e} \\ & + \omega_{nm;a} (r_{nm}^b r_{mn}^c)_{;de}] \delta(\omega_{nm} - \omega). \end{aligned} \quad (110)$$

The snap current tensor is symmetric in the b, c indices and represents the third derivative of the snap current

$$\frac{d^3 J_{sp}^{a(4)}}{dt^3} = 4! \sum_{bcde} \varsigma_4^{abcde} (0, \omega, -\omega, 0, 0) E^b(\omega) E^c(-\omega) E_0^d E_0^e, \quad (111)$$

where E_0^d, E_0^e are static external fields. The current varies with the 3rd derivative of time and hence grows as $\sim t^3$ with illumination time in the absence of momentum relaxation and saturation effects. By analogy with a particle's third derivative of its velocity we dub it *snap* current. It could also be thought of as the next order correction to jerk current in the static field.

B. Higher order singularities

One can show that the leading physical divergence of χ_{ni} represents, in general, the $n - 1$ -th time derivative of a current and that this occurs when all but two of the external frequencies are set to zero. They are obtained from Taylor expansions

$$(-i\omega_\Sigma)^4 \chi_{4i} = \varsigma_4 + (-i\omega_\Sigma) \iota_4 + (-i\omega_\Sigma)^2 \eta_4 + \dots \quad (112)$$

$$(-i\omega_\Sigma)^5 \chi_{5i} = \kappa_5 + (-i\omega_\Sigma) \varsigma_5 + (-i\omega_\Sigma)^2 \iota_5 + \dots \quad (113)$$

$$(-i\omega_\Sigma)^6 \chi_{6i} = \varpi_6 + (-i\omega_\Sigma) \kappa_6 + (-i\omega_\Sigma)^2 \varsigma_6 + \dots \quad (114)$$

\vdots

These are higher order analogs of the injection, jerk and snap currents. By analogy with the time derivatives of velocity we dub them *crackle*, *pop*, etc. currents and denote them by, κ, ϖ, \dots respectively. They have similar physical origin, namely the acceleration of electrons and changes of the carrier injection rate due to the presence of the static electric field.

Alternatively, we can write a Laurent series for χ_{ni} as

$$\chi_{ni} = \sum_{l=-n}^{\infty} a_l z^l \quad (115)$$

where $z = -i\omega_\Sigma$ and $a_l = 0$ for frequencies less than the gap. The residues $a_{-1} = \eta$, $a_{-2} = \sigma$, $a_{-3} = \iota$, etc., are formally given by

$$a_l = \frac{1}{2\pi i} \oint_{|z|=\rho} \frac{\chi_{ni} dz}{z^{l+1}}, \quad (116)$$

ρ is the radius of convergence of the $1/z$ series. In these calculations the limit $\rho \rightarrow 0$ is taken before the limit $\epsilon \rightarrow 0$.

In general, however, if more than two frequencies are distinct (but $\omega_\Sigma = 0$), the series starts from $l > -n$. This occurs, for example, if a field has two frequency components^{19,27,30}.

X. DISCUSSION AND CONCLUSIONS

The injection and shift currents are archetypical examples of nontrivial carrier dynamics in insulators and semiconductors. They vary as t, t^0 with illumination time in the absence of momentum relaxation and saturation effects. Their microscopic origin is different from metals. Shift current, for example, involves oscillating wavepackets and is a pure quantum coherent effect. Interestingly, the BPVEs may probe geometrical aspects of the Bloch wavefunction as exemplified by its dependence on Berry phases and polarization differences^{14,32,33}.

On the practical side, the direction and magnitude of the photocurrent can be easily controlled via the polarization, frequency and intensity of external light, which could lead to optoelectronic applications. 2D ferroelectrics are particularly promising since their nonlinear optical response is large^{15,34,35} and the lattice structure is strongly coupled to other electronic degrees of freedom adding an extra control knob^{14,36,37}.

The presence of a static field adds to the above richness of carrier dynamics. There are three new bulk photovoltaic effects which vary as $\sim t^2, t, t^0$ with illumination time in the absence of momentum relaxation and saturation effects. We dub them jerk, modified injection and modified shift currents, respectively. The jerk current can be thought of as a higher order injection current²⁰. The modified injection and shift currents have the same time dependence as the standard BPVEs but involve novel processes which can be understood using

wavepacket dynamics in the presence of electric fields in the spirit of the semiclassical theory of conduction in metals. We have shown that these new BPVEs represent physical divergences of χ_3 in the dc-limit. Higher order BPVEs are possible with ever increasing orders in the external fields.

Experimentally, various BPVEs could occur simultaneously making it difficult to distinguish among them. For example, materials that breaks inversion symmetry have nonzero η_2, ι_3 . In principle, the different generation rates could be measured experimentally but this has proven difficult in the past⁶. However, the polarization of light, choice of materials, frequency and dependence on the static field could distinguish among them in experiments. We have focused on the ideal case of absent momentum relaxation, a situation that can only be achieved at very short times in solid systems. Macroscopic current dynamics beyond generation processes discussed here will be discussed elsewhere.

XI. ACKNOWLEDGMENTS

We thank J.E. Sipe, R.A. Muniz, Y. Lin and C. Aversa for useful discussions. We acknowledge support from DOE-NERSC Contract No. DE-AC02-05CH11231.

Appendix A: List of identities

We list some definitions used in this paper

$$\mathbf{v}_{nm}(\mathbf{k}) = \langle u_n | \mathbf{v} | u_n \rangle \equiv \mathbf{v}_n(\mathbf{k}) \quad (\text{A1})$$

$$f_n \equiv f(\epsilon_n(\mathbf{k})) \quad (\text{A2})$$

$$f_{nm} \equiv f_n - f_m \quad (\text{A3})$$

$$\boldsymbol{\xi}_{nm}(\mathbf{k}) \equiv i \langle u_n | \nabla_{\mathbf{k}} | u_m \rangle \quad (\text{A4})$$

$$\mathbf{r}_{nm}(\mathbf{k}) \equiv \boldsymbol{\xi}_{nm}(\mathbf{k}), \quad (m \neq n) \quad (\text{A5})$$

$$\mathbf{r}_{nn}(\mathbf{k}) \equiv 0, \quad (\text{A6})$$

which describe velocity matrix elements, Fermi distribution, Fermi function differences, Berry connection, and off-diagonal and diagonal dipole matrix elements, respectively. Some identities used in this paper are

$$\omega_n(-\mathbf{k}) = \omega_n(\mathbf{k}) \quad (\text{A7})$$

$$\omega_{n;a}(-\mathbf{k}) = -\omega_{n;a}(\mathbf{k}) = -\frac{\partial}{\partial k^a} \omega_n(\mathbf{k}) \quad (\text{A8})$$

$$\mathbf{v}_{nm}(-\mathbf{k}) = -\mathbf{v}_{mn}(\mathbf{k}) = -[\mathbf{v}_{nm}(\mathbf{k})]^* \quad (\text{A9})$$

$$\mathbf{r}_{nm}(-\mathbf{k}) = \mathbf{r}_{mn}(\mathbf{k}) = (\mathbf{r}_{mn}(-\mathbf{k}))^* \quad (\text{A10})$$

$$\mathbf{r}_{nm;a}(-\mathbf{k}) = -\mathbf{r}_{mn;a}(\mathbf{k}) = -(\mathbf{r}_{nm;a}(\mathbf{k}))^* \quad (\text{A11})$$

$$\begin{aligned} \omega_{nm;a}(\mathbf{k}) &= v_n^a(\mathbf{k}) - v_m^a(\mathbf{k}) = -\omega_{nm;a}(-\mathbf{k}) \\ &= \omega_{mn;a}(-\mathbf{k}) \end{aligned} \quad (\text{A12})$$

$$\boldsymbol{\Omega}_n(-\mathbf{k}) = -\boldsymbol{\Omega}_n(\mathbf{k}) = -(\boldsymbol{\Omega}_n(\mathbf{k}))^*, \quad (\text{A13})$$

which arise from the hermicity of operators and the assumptions of time-reversal invariance. u_n is the periodic part of the Bloch wave function (spinor index contracted), and $\hbar\omega_n$ and $\boldsymbol{\Omega}_n$ are the Bloch band energy and Berry curvature of band n .

Appendix B: Derivation of η_2 and σ_2 from χ_2

To compute $\eta_2^{abc}(0, \omega, -\omega)$ and $\sigma_2^{abc}(0, \omega, -\omega)$ from Eq. 4, start from Eq. 54 and symmetrize $(-i\omega_\Sigma)^2 \chi_{2i}$ with respect to pair-wise exchanges of electric fields indices b, β and c, σ ²⁵. Then introduce explicitly the small imaginary part of frequencies, $\omega_\beta \rightarrow \omega_\beta + i\epsilon$, $\omega_\sigma \rightarrow \omega_\sigma + i\epsilon$ and let $1/(x-i\epsilon) = 1/x + i\pi\delta(x)$. Next, set $\omega_\beta = \omega + n_\beta\omega_\Sigma$, $\omega_\sigma = -\omega + n_\sigma\omega_\Sigma$, $1 = n_\beta + n_\sigma$, and Taylor expand real parts up to first order in ω_Σ . It is easy to show that the non-resonant terms cancel and we obtain Eq. 59 and 61 as claimed. In this calculation we used,

$$\frac{\partial}{\partial k^a} (r_{nm}^c r_{mn}^b) = r_{nm;a}^c r_{mn}^b + r_{nm}^c r_{mn;a}^b \equiv (r_{nm}^c r_{mn}^b)_{;a}. \quad (\text{B1})$$

and some identities listed in Appendix A.

Appendix C: Derivation of ι_3

From Eq. 27, 44, and 52 the interband χ_{3i} and intra-band χ_{3e} components of $\chi_3^{abcd}(-\omega_\Sigma, \omega_\beta, \omega_\sigma, \omega_\Delta)$ are given by

$$\begin{aligned}
\frac{\chi_{3e}}{C_3} \equiv & - \sum_{nm\mathbf{k}} \frac{r_{nm}^a}{\omega_{mn} - \omega_\Sigma} \left[\frac{1}{(\omega_{mn} - \omega_2)} \left(\frac{r_{mn}^b f_{nm}}{\omega_{mn} - \omega_\beta} \right) \right]_{;c;d} - i \sum_{nm\mathbf{p}\mathbf{k}} \frac{r_{nm}^a}{\omega_{mn} - \omega_\Sigma} \left[\frac{1}{\omega_{mn} - \omega_2} \left(\frac{r_{mp}^b r_{pn}^c f_{pm}}{\omega_{mp} - \omega_\beta} - \frac{r_{pm}^c r_{pn}^b f_{np}}{\omega_{pn} - \omega_\beta} \right) \right]_{;d} \\
& - i \sum_{nm\mathbf{p}\mathbf{k}} \frac{r_{nm}^a}{\omega_{mn} - \omega_\Sigma} \left[\left(\frac{r_{mp}^b f_{pm}}{\omega_{mp} - \omega_\beta} \right) \frac{r_{pn}^d}{\omega_{mp} - \omega_2} - \frac{r_{mp}^b}{\omega_{pn} - \omega_2} \left(\frac{r_{pn}^b f_{np}}{\omega_{pn} - \omega_\beta} \right) \right]_{;c} \\
& - \sum_{nm\mathbf{p}\mathbf{l}\mathbf{k}} \frac{r_{nm}^a}{\omega_{mn} - \omega_\Sigma} \left[\frac{r_{mp}^d}{\omega_{pn} - \omega_2} \left(\frac{r_{pl}^b r_{lp}^c f_{lp}}{\omega_{pl} - \omega_\beta} - \frac{r_{pl}^c r_{ln}^b f_{nl}}{\omega_{lp} - \omega_\beta} \right) - \left(\frac{r_{ml}^b r_{lp}^c f_{lm}}{\omega_{ml} - \omega_\beta} - \frac{r_{ml}^c r_{lp}^b f_{pl}}{\omega_{lp} - \omega_\beta} \right) \frac{r_{pn}^d}{\omega_{mp} - \omega_2} \right] \quad (C1)
\end{aligned}$$

$$\begin{aligned}
\frac{\chi_{3i}}{C_3} \equiv & \sum_{n=1}^6 \chi_{3in} \\
= & \frac{1}{\omega_2 \omega_\Sigma^2} \sum_{nm\mathbf{k}} \omega_{nm;a} f_{mn} \left(\frac{r_{nm}^b r_{mn}^c}{\omega_{nm} - \omega_\beta} \right)_{;d} \\
& - \frac{1}{\omega_\Sigma^2} \sum_{nm\mathbf{k}} \frac{\omega_{nm;a} r_{mn}^d}{\omega_{nm} - \omega_2} \left(\frac{r_{nm}^b f_{mn}}{\omega_{nm} - \omega_\beta} \right)_{;c} - \frac{i}{\omega_\Sigma^2} \sum_{nm\mathbf{l}\mathbf{k}} \frac{\omega_{nm;a} r_{mn}^d}{\omega_{nm} - \omega_2} \left(\frac{r_{nl}^b r_{lm}^c f_{ln}}{\omega_{nl} - \omega_\beta} - \frac{r_{nl}^c r_{lm}^b f_{ml}}{\omega_{lm} - \omega_\beta} \right) - \frac{i}{\omega_2 \omega_\Sigma} \sum_{nm\mathbf{k}} \Omega_{nm}^{ad} \frac{r_{nm}^b r_{mn}^c f_{mn}}{\omega_{nm} - \omega_\beta} \\
& + \frac{1}{\omega_\Sigma} \sum_{nm\mathbf{k}} \frac{r_{mn;a}^d}{\omega_{nm} - \omega_2} \left(\frac{r_{nm}^b f_{mn}}{\omega_{nm} - \omega_\beta} \right)_{;c} + \frac{i}{\omega_\Sigma} \sum_{nm\mathbf{l}\mathbf{k}} \frac{r_{mn;a}^d}{\omega_{nm} - \omega_2} \left(\frac{r_{nl}^b r_{lm}^c f_{ln}}{\omega_{nl} - \omega_\beta} - \frac{r_{nl}^c r_{lm}^b f_{ml}}{\omega_{lm} - \omega_\beta} \right). \quad (C2)
\end{aligned}$$

Where $C_3 \equiv e^4/\hbar^3 V$, $\Omega_{nm}^{ad} \equiv \Omega_n^{ad} - \Omega_m^{ad}$, $\omega_\Sigma \equiv \omega_\beta + \omega_\sigma + \omega_\Delta$ and $\omega_2 = \omega_\beta + \omega_\sigma$. Let us consider each term individually.

1. χ_{3i1}

Integrate by parts χ_{3i1} and symmetrize with respect to pair-wise exchange of electric field indices $(\beta, b), (\sigma, c), (\Delta, d)$ ²⁵ to obtain

$$\begin{aligned}
\chi_{3i,1} \equiv & \sum_{l=1}^3 \chi_{3i,1,l} \\
= & - \frac{i\omega_\Sigma}{6} \sum_{nm\mathbf{k}} \frac{\omega_{nm;ad} f_{mn} r_{nm}^b r_{mn}^c}{(\omega_{nm} - \omega_\beta)(\omega_{nm} + \omega_\sigma)} \\
& - \frac{i\omega_\Sigma}{6} \sum_{nm\mathbf{k}} \frac{\omega_{nm;ac} f_{mn} r_{nm}^b r_{mn}^d}{(\omega_{nm} - \omega_\beta)(\omega_{nm} + \omega_\Delta)} \\
& - \frac{i\omega_\Sigma}{6} \sum_{nm\mathbf{k}} \frac{\omega_{nm;ab} f_{mn} r_{nm}^d r_{mn}^c}{(\omega_{nm} - \omega_\Delta)(\omega_{nm} + \omega_\sigma)} \quad (C3)
\end{aligned}$$

The 2nd and 3rd terms will cancel against other terms as we show later, but the first term will contribute to ι_3 . By partial fractions and making explicit the imaginary

parts of the frequencies, the first term gives

$$\begin{aligned}
\chi_{3i,1,1} = & \frac{-i\omega_\Sigma}{6(\omega_\beta + \omega_\sigma)} \sum_{nm\mathbf{k}} \frac{\omega_{nm;ad} f_{mn} r_{nm}^b r_{mn}^c}{(\omega_{nm} - \omega_\beta - i\epsilon)} \\
& - \frac{i\omega_\Sigma}{6(\omega_\beta + \omega_\sigma)} \sum_{nm\mathbf{k}} \frac{\omega_{nm;ad} f_{mn} r_{nm}^c r_{mn}^b}{(\omega_{nm} - \omega_\sigma - i\epsilon)}. \quad (C4)
\end{aligned}$$

Without loss of generality, set $\omega_\beta = \omega + n_\beta \omega_\Sigma$, $\omega_\sigma = -\omega + n_\sigma \omega_\Sigma$, and $1 = n_\beta + n_\sigma$. Now use of $1/(x - i\epsilon) = 1/x + i\pi\delta(x)$, and expand in powers of ω_Σ to 1st order. Since we are expanding about $(\omega_\beta, \omega_\sigma) = (\omega, -\omega)$, we set $\omega_\Delta = \omega_\Sigma$ (without expanding) to be consistent with $\omega_\Sigma = \omega_\beta + \omega_\sigma + \omega_\Delta$. After some algebra we obtain

$$\begin{aligned}
\chi_{3i,1,1} = & \frac{2\pi}{6} \sum_{nm\mathbf{k}} \omega_{nm;ad} f_{mn} r_{nm}^b r_{mn}^c \delta(\omega_{nm} - \omega) \\
& - \frac{i\omega_\Sigma}{6} \sum_{nm\mathbf{k}} \omega_{nm;ad} f_{mn} r_{nm}^b r_{mn}^c \frac{\partial}{\partial \omega} \left(\frac{1}{\omega_{nm} - \omega} \right) \quad (C5)
\end{aligned}$$

The first term is of zeroth order in ω_Σ and vanishes for frequencies smaller than the energy gap, $\hbar\omega < E_g$ (resonant) and hence contributes to ι_3 . The second term will cancel against other terms.

2. χ_{3i2}

Let us symmetrize the 2nd term in Eq. C2. After few integrations by part we obtain

$$\begin{aligned} \chi_{3i2} \equiv \sum_{l=1}^8 \chi_{3i2,l} = & \frac{i\omega_\Sigma}{6} \sum_{nm\mathbf{k}} \frac{\omega_{nm;ac} r_{mn}^d r_{nm}^b f_{mn}}{(\omega_{nm} - \omega_\beta - \omega_\sigma)(\omega_{nm} - \omega_\beta)} + \frac{i\omega_\Sigma}{6} \sum_{nm\mathbf{k}} \frac{\omega_{nm;a} r_{nm}^b f_{mn}}{\omega_{nm} - \omega_\beta} \left(\frac{r_{mn}^d}{\omega_{nm} - \omega_\beta - \omega_\sigma} \right)_{;c} \\ & + \frac{i\omega_\Sigma}{6} \sum_{nm\mathbf{k}} \frac{\omega_{nm;ab} r_{mn}^d r_{nm}^c f_{mn}}{(\omega_{nm} - \omega_\beta - \omega_\sigma)(\omega_{nm} - \omega_\sigma)} + \frac{i\omega_\Sigma}{6} \sum_{nm\mathbf{k}} \frac{\omega_{nm;a} r_{nm}^c f_{mn}}{\omega_{nm} - \omega_\sigma} \left(\frac{r_{mn}^d}{\omega_{nm} - \omega_\beta - \omega_\sigma} \right)_{;b} \\ & - \frac{i\omega_\Sigma}{6} \sum_{nm\mathbf{k}} \frac{\omega_{nm;a} r_{mn}^c f_{mn}}{\omega_{nm} - \omega_\beta - \omega_\Delta} \left(\frac{r_{nm}^b}{\omega_{nm} - \omega_\beta} \right)_{;d} - \frac{i\omega_\Sigma}{6} \sum_{nm\mathbf{k}} \frac{\omega_{nm;a} r_{mn}^b f_{mn}}{\omega_{nm} - \omega_\Delta - \omega_\sigma} \left(\frac{r_{nm}^d}{\omega_{nm} - \omega_\Delta} \right)_{;c} \\ & - \frac{i\omega_\Sigma}{6} \sum_{nm\mathbf{k}} \frac{\omega_{nm;a} r_{mn}^b f_{mn}}{\omega_{nm} - \omega_\sigma - \omega_\Delta} \left(\frac{r_{nm}^c}{\omega_{nm} - \omega_\sigma} \right)_{;d} - \frac{i\omega_\Sigma}{6} \sum_{nm\mathbf{k}} \frac{\omega_{nm;a} r_{mn}^c f_{mn}}{\omega_{nm} - \omega_\Delta - \omega_\beta} \left(\frac{r_{nm}^d}{\omega_{nm} - \omega_\Delta} \right)_{;b}. \end{aligned} \quad (C6)$$

The above terms are apparently linear in ω_Σ and contribute only to η_3 . As we show below, this is not the case. Only the $l = 5, 7$ terms contribute to ι_3 . Note that we can set $\omega_\beta + \omega_\sigma = 0$ (or $\omega_\Delta = 0$) with impunity (where this combination appears) since the denominators' real part never vanishes. This is not true in terms $l = 5, 7$ and we consider them separately. To linear order, the terms $l = 1, 3$ cancel with identical 2nd and 3rd terms in Eq. C3. The terms $l = 2, 6$ and $l = 4, 8$ combine to give the first term of η_3 in Eq. 88.

The real parts of the denominators of terms $l = 5, 7$ vanish and hence the imaginary parts of the frequencies play an important role as $\omega_\Delta \rightarrow 0$. After differentiation the $l = 5$ term can be written as

$$\begin{aligned} \chi_{3i2,5} = & -\frac{i\omega_\Sigma}{6} \sum_{nm\mathbf{k}} \frac{\omega_{nm;a} r_{mn}^c r_{nm;d}^b f_{mn}}{(\omega_{nm} - \omega_2)(\omega_{nm} - \omega_\beta)} \\ & + \frac{i\omega_\Sigma}{6} \sum_{nm\mathbf{k}} \frac{\omega_{nm;a} r_{mn}^c r_{nm;d}^b f_{mn} \omega_{nm;d}}{(\omega_{nm} - \omega_2)(\omega_{nm} - \omega_\beta)^2} \end{aligned} \quad (C7)$$

here $\omega_2 = \omega_\beta + \omega_\Delta$ and we used

$$\left(\frac{r_{nm}^d}{\omega_{nm} - \omega_\Delta} \right)_{;c} = \frac{r_{nm;d}^c}{\omega_{nm} - \omega_\Delta} - \frac{r_{nm}^d \omega_{nm;c}}{(\omega_{nm} - \omega_\Delta)^2}. \quad (C8)$$

Now obtain simple poles via partial fractions. The term with a square of frequencies in denominator can be handled by

$$\frac{\omega_{nm;d}}{(\omega_{nm} - \omega_\Delta)^2} = -\frac{\partial}{\partial k^d} (\omega_{nm} - \omega_\beta)^{-1} \quad (C9)$$

and a partial integration. Next, introduce the imaginary part of frequencies, use $1/(x - i\epsilon) = 1/x + i\pi\delta(x)$, and set $\omega_\beta = \omega + n_\beta\omega_\Sigma$, $\omega_\sigma = -\omega + n_\sigma\omega_\Sigma$, and $1 = n_\beta + n_\sigma$. Note that with these definitions $\omega_2 = \omega + (1 + n_\beta)\omega_\Sigma$. Now expand to second order in ω_Σ and set (without expanding)

$\omega_\Delta = \omega_\Sigma$. After some algebra we obtain,

$$\begin{aligned} \chi_{3i2,5} = & \frac{i\omega_\Sigma}{6} \sum_{nm\mathbf{k}} r_{mn}^c r_{nm;d}^b f_{mn} \frac{\partial}{\partial k^a} \left(\frac{1}{\omega_{nm} - \omega} \right) \\ & + \frac{i\omega_\Sigma}{12} \sum_{nm\mathbf{k}} \frac{\partial}{\partial k^d} (\omega_{nm;a} r_{mn}^c r_{nm}^b f_{mn}) \frac{\partial}{\partial \omega} \left(\frac{1}{\omega_{nm} - \omega} \right) \\ & + \frac{\pi}{6} \sum_{nm\mathbf{k}} \frac{\partial}{\partial k^d} (\omega_{nm;a} r_{mn}^c r_{nm}^b f_{mn}) \delta(\omega_{nm} - \omega) \end{aligned} \quad (C10)$$

In this calculation we have used the identity

$$\frac{\partial}{\partial \omega} \left(\frac{1}{\omega_{nm} - \omega} \right) = -\frac{\partial}{\partial \omega_{nm}} \left(\frac{1}{\omega_{nm} - \omega} \right). \quad (C11)$$

Note that we have obtained the last term which contributes to ι_3 and two other nonresonant terms which will eventually cancel. A similar calculation for the $l = 7$ terms gives

$$\begin{aligned} \chi_{3i2,7} = & \frac{i\omega_\Sigma}{6} \sum_{nm\mathbf{k}} r_{mn}^b r_{nm;d}^c f_{mn} \frac{\partial}{\partial k^a} \left(\frac{1}{\omega_{nm} + \omega} \right) \\ & - \frac{i\omega_\Sigma}{12} \sum_{nm\mathbf{k}} \frac{\partial}{\partial k^d} (\omega_{nm;a} r_{mn}^b r_{nm}^c f_{mn}) \frac{\partial}{\partial \omega} \left(\frac{1}{\omega_{nm} + \omega} \right) \\ & + \frac{\pi}{6} \sum_{nm\mathbf{k}} \frac{\partial}{\partial k^d} (\omega_{nm;a} r_{mn}^b r_{nm}^c f_{mn}) \delta(\omega_{nm} + \omega) \end{aligned} \quad (C12)$$

Combining the $l = 5$ and $l = 7$ terms above and using B1 we obtain

$$\begin{aligned} \chi_{3i2,5} + \chi_{3i2,7} = & \frac{i\omega_\Sigma}{6} \sum_{nm\mathbf{k}} \omega_{nm;ad} r_{mn}^c r_{nm}^b f_{mn} \frac{\partial}{\partial \omega} \left(\frac{1}{\omega_{nm} - \omega} \right) \\ & + \frac{2\pi}{6} \sum_{nm\mathbf{k}} \frac{\partial}{\partial k^d} (\omega_{nm;a} r_{mn}^c r_{nm}^b f_{mn}) \delta(\omega_{nm} - \omega) \end{aligned} \quad (C13)$$

The first term is nonresonant and will cancel against the 2nd term in Eq. C5. The second term combined with the first term in Eq. C5 gives the jerk current tensor in Eq. 79.

1. 1st term

The first term in η_3 comes from χ_{3i4} . Symmetrizing χ_{3i4} in Eq. C6 and after partial fractions we obtain

$$\chi_{3i,4} \equiv \sum_{l=1}^3 \chi_{3i,4,l} \quad (D1)$$

$$\begin{aligned} &= \frac{\omega_\Sigma^2}{6(\omega_\beta + \omega_\sigma)} \sum_{nm\mathbf{k}} \Omega_{nm}^{ad} f_{mn} r_{nm}^b r_{mn}^c \left[\frac{1}{\omega_{nm} - \omega_\beta} - \frac{1}{\omega_{nm} + \omega_\sigma} \right] \\ &+ \frac{\omega_\Sigma^2}{6} \sum_{nm\mathbf{k}} \frac{\Omega_{nm}^{ac} f_{mn} r_{nm}^b r_{mn}^d}{(\omega_{nm} - \omega_\beta)(\omega_{nm} + \omega_\Delta)} \\ &+ \frac{\omega_\Sigma^2}{6} \sum_{nm\mathbf{k}} \frac{\Omega_{nm}^{ab} f_{mn} r_{nm}^d r_{mn}^c}{(\omega_{nm} - \omega_\Delta)(\omega_{nm} + \omega_\sigma)} \end{aligned} \quad (D2)$$

Only the 1st term contributes to η_3 . Writing the imaginary parts of the frequencies, setting $\omega_\beta = \omega + n_\beta \omega_\Sigma$, $\omega_\sigma = -\omega + n_\sigma \omega_\Sigma$, and Taylor expanding, we obtain to leading order in ω_Σ

$$\begin{aligned} \chi_{3i,4,1} &= \frac{2i\pi\omega_\Sigma}{6} \sum_{nm\mathbf{k}} \Omega_{nm}^{ad} f_{mn} r_{nm}^b r_{mn}^c \delta(\omega_{nm} - \omega) \\ &+ \frac{\omega_\Sigma^2}{6} \sum_{nm\mathbf{k}} \Omega_{nm}^{ad} f_{mn} r_{nm}^b r_{mn}^c \frac{\partial}{\partial \omega} \left(\frac{1}{\omega_{nm} - \omega} \right) \end{aligned} \quad (D3)$$

Appendix D: Derivation of η_3

Adding 1/2 of the first term to 1/2 of itself and letting $\mathbf{k} \rightarrow -\mathbf{k}$ in the 2nd term we obtain the first contribution of η_3 in Eq. 88. The 2nd term cancels against other nonresonant contributions.

2. 2nd term

We now derive the expression for η_3 from Taylor expanding $(-i\omega_\Sigma)^3 \chi_{3i}$ in powers of ω_Σ .

This term arises from χ_{3i5} . Symmetrizing we obtain

$$\begin{aligned} \chi_{3i5} \equiv \sum_{l=1}^6 \chi_{3i5,l} &= \frac{i\omega_\Sigma^2}{6} \sum_{nm\mathbf{k}} \frac{r_{mn;a}^d f_{mn}}{\omega_{nm} - \omega_\beta - \omega_\sigma} \left(\frac{r_{nm}^b}{\omega_{nm} - \omega_\beta} \right)_{;c} + \frac{i\omega_\Sigma^2}{6} \sum_{nm\mathbf{k}} \frac{r_{mn;a}^d f_{mn}}{\omega_{nm} - \omega_\beta - \omega_\sigma} \left(\frac{r_{nm}^c}{\omega_{nm} - \omega_\sigma} \right)_{;b} \\ &+ \frac{i\omega_\Sigma^2}{6} \sum_{nm\mathbf{k}} \frac{r_{mn;a}^c f_{mn}}{\omega_{nm} - \omega_\beta - \omega_\Delta} \left(\frac{r_{nm}^b}{\omega_{nm} - \omega_\beta} \right)_{;d} + \frac{i\omega_\Sigma^2}{6} \sum_{nm\mathbf{k}} \frac{r_{mn;a}^b f_{mn}}{\omega_{nm} - \omega_\Delta - \omega_\sigma} \left(\frac{r_{nm}^d}{\omega_{nm} - \omega_\Delta} \right)_{;c} \\ &+ \frac{i\omega_\Sigma^2}{6} \sum_{nm\mathbf{k}} \frac{r_{mn;a}^b f_{mn}}{\omega_{nm} - \omega_\sigma - \omega_\Delta} \left(\frac{r_{nm}^c}{\omega_{nm} - \omega_\sigma} \right)_{;d} + \frac{i\omega_\Sigma^2}{6} \sum_{nm\mathbf{k}} \frac{r_{mn;a}^c f_{mn}}{\omega_{nm} - \omega_\Delta - \omega_\delta} \left(\frac{r_{nm}^d}{\omega_{nm} - \omega_\Delta} \right)_{;b}. \end{aligned} \quad (D4)$$

Let us consider $\chi_{3i5,3}$ first

$$\chi_{3i5,3} = \frac{i\omega_\Sigma^2}{6} \sum_{nm\mathbf{k}} \frac{r_{mn;a}^c f_{mn}}{\omega_{nm} - \omega_2} \left(\frac{r_{nm}^b}{\omega_{nm} - \omega_\beta} \right)_{;d}, \quad (D5)$$

where $\omega_2 = \omega_\beta + \omega_\Delta$. Performing a partial fraction expansion, a substitution $1/(x-i\epsilon) = 1/x + i\pi\delta(x)$, followed by a Taylor expansion (to 2nd order) in ω_Σ of the real part about $(\omega_\beta, \omega_2) = (\omega, \omega)$ using $\omega_\beta = \omega + n_\beta\omega_\Sigma, \omega_\sigma = -\omega + n_\sigma\omega_\Sigma$ such that $\omega_2 = \omega + (1 + n_\beta)\omega_\Sigma$, we obtain

$$\begin{aligned}\chi_{3i5,3} &= \frac{i\omega_\Sigma^2}{6} \sum_{nm\mathbf{k}} r_{mn;a}^c r_{nm;d}^b f_{mn} \frac{\partial}{\partial\omega} \left(\frac{1}{\omega_{nm} - \omega} \right) \\ &\quad - \frac{i\omega_\Sigma^2}{12} \sum_{nm\mathbf{k}} (r_{mn;a}^c r_{nm;d}^b)_{;d} f_{mn} \frac{\partial}{\partial\omega} \left(\frac{1}{\omega_{nm} - \omega} \right) \\ &\quad + \frac{i\omega_\Sigma(i\pi)}{6} \sum_{nm\mathbf{k}} (r_{mn;a}^c r_{nm;d}^b)_{;d} f_{mn} \delta(\omega_{nm} - \omega) \quad (\text{D6})\end{aligned}$$

the first two terms are nonresonant contributions which cancel against other terms. The last term is the 2nd term in Eq. 88. A similar analysis of $\chi_{3i5,5}$ gives

$$\begin{aligned}\chi_{3i5,5} &= -\frac{i\omega_\Sigma^2}{6} \sum_{nm\mathbf{k}} r_{mn;a}^b r_{nm;d}^c f_{mn} \frac{\partial}{\partial\omega} \left(\frac{1}{\omega_{nm} + \omega} \right) \\ &\quad + \frac{i\omega_\Sigma^2}{12} \sum_{nm\mathbf{k}} (r_{mn;a}^b r_{nm;d}^c)_{;d} f_{mn} \frac{\partial}{\partial\omega} \left(\frac{1}{\omega_{nm} + \omega} \right) \\ &\quad + \frac{i\omega_\Sigma(i\pi)}{6} \sum_{nm\mathbf{k}} (r_{mn;a}^b r_{nm;d}^c)_{;d} f_{mn} \delta(\omega_{nm} + \omega) \quad (\text{D7})\end{aligned}$$

the first two terms are nonresonant contributions which cancel against other terms. After changing indices n, m and $\mathbf{k} \rightarrow -\mathbf{k}$ we see that last term is the remaining resonant contribution to the 2nd term of η_3 in Eq. 88.

3. 3rd term

These terms arise from $\chi_{3i2,2} + \chi_{3i2,6}$ in Eq. C6. In these terms we can set $\omega_\beta + \omega_\sigma = 0$ from the outset since the real part of the denominators never vanishes and hence the small imaginary parts do not play a significant role. Setting $1/(x-i\epsilon) = 1/x + i\pi\delta(x)$ and Taylor expanding about $(\omega_\beta, \omega_\sigma) = (\omega, -\omega)$ we see that to leading order the nonresonant parts vanish and

$$\begin{aligned}\chi_{3i2,2} + \chi_{3i2,6} &= \\ &\quad - \frac{\omega_\Sigma\pi}{3} \sum_{bm\mathbf{k}} \omega_{nm;a} \left(\frac{r_{mn}^d}{\omega_{nm}} \right)_{;c} r_{nm}^b f_{mn} \delta(\omega_{nm} - \omega), \quad (\text{D8})\end{aligned}$$

which contributes the 3rd term in η_3 . The other contribution is obtained from $\chi_{3i2,4} + \chi_{3i2,8}$ in Eq. C6. Similar manipulations lead to vanishing nonresonant terms and to

$$\begin{aligned}\chi_{3i2,4} + \chi_{3i2,8} &= \\ &\quad - \frac{\omega_\Sigma\pi}{3} \sum_{bm\mathbf{k}} \omega_{nm;a} \left(\frac{r_{mn}^d}{\omega_{nm}} \right)_{;b} r_{nm}^c f_{mn} \delta(\omega_{nm} + \omega), \quad (\text{D9})\end{aligned}$$

Relabeling of indices n, m and setting $\mathbf{k} \rightarrow -\mathbf{k}$ leads to the 2nd contribution to the 3rd term of η_2 .

4. 4th term

This term arises from χ_{3i3} and its derivation requires nothing but good bookkeeping skills. Let us start by labeling the 12 terms obtained after symmetrization as

$$\begin{aligned}\chi_{3i3} &\equiv \sum_l^{12} \chi_{3i3,l} \\ &= \frac{\omega_\Sigma}{6} \sum_{nm\mathbf{o}\mathbf{k}} \frac{\omega_{nm;a} r_{mn}^d}{\omega_{nm} - \omega_\beta - \omega_\sigma} \left[\frac{r_{no}^b r_{om}^c f_{on}}{\omega_{no} - \omega_\beta} - \frac{r_{no}^c r_{om}^b f_{mo}}{\omega_{om} - \omega_\beta} \right] + \frac{\omega_\Sigma}{6} \sum_{nm\mathbf{o}\mathbf{k}} \frac{\omega_{nm;a} r_{mn}^d}{\omega_{nm} - \omega_\beta - \omega_\sigma} \left[\frac{r_{no}^c r_{om}^b f_{on}}{\omega_{no} - \omega_\sigma} - \frac{r_{no}^b r_{om}^c f_{mo}}{\omega_{om} - \omega_\sigma} \right] \\ &\quad + \frac{\omega_\Sigma}{6} \sum_{nm\mathbf{o}\mathbf{k}} \frac{\omega_{nm;a} r_{mn}^c}{\omega_{nm} - \omega_\beta - \omega_\Delta} \left[\frac{r_{no}^b r_{om}^d f_{on}}{\omega_{no} - \omega_\beta} - \frac{r_{no}^d r_{om}^b f_{mo}}{\omega_{om} - \omega_\beta} \right] + \frac{\omega_\Sigma}{6} \sum_{nm\mathbf{o}\mathbf{k}} \frac{\omega_{nm;a} r_{mn}^c}{\omega_{nm} - \omega_\beta - \omega_\Delta} \left[\frac{r_{no}^d r_{om}^c f_{on}}{\omega_{no} - \omega_\Delta} - \frac{r_{no}^c r_{om}^d f_{mo}}{\omega_{om} - \omega_\Delta} \right] \\ &\quad + \frac{\omega_\Sigma}{6} \sum_{nm\mathbf{o}\mathbf{k}} \frac{\omega_{nm;a} r_{mn}^b}{\omega_{nm} - \omega_\sigma - \omega_\Delta} \left[\frac{r_{no}^c r_{om}^d f_{on}}{\omega_{no} - \omega_\sigma} - \frac{r_{no}^d r_{om}^c f_{mo}}{\omega_{om} - \omega_\sigma} \right] + \frac{\omega_\Sigma}{6} \sum_{nm\mathbf{o}\mathbf{k}} \frac{\omega_{nm;a} r_{mn}^b}{\omega_{nm} - \omega_\sigma - \omega_\Delta} \left[\frac{r_{no}^d r_{om}^b f_{on}}{\omega_{no} - \omega_\Delta} - \frac{r_{no}^b r_{om}^d f_{mo}}{\omega_{om} - \omega_\Delta} \right] \quad (\text{D10})\end{aligned}$$

Let us consider each term independently. In the first four terms we can set $\omega_\beta + \omega_\sigma = 0$ since the real part of the denominators never vanish. After some algebra we find

$$\begin{aligned}\chi_{3i3,1} + \chi_{3i3,2} &= \\ &= \frac{\omega_\Sigma}{6} \sum_{nm\mathbf{o}\mathbf{k}} \frac{\omega_{nm;a} r_{mn}^d r_{no}^b r_{om}^c f_{on}}{\omega_{nm}} F_+(\omega_{no}, \omega_\beta), \quad (\text{D11})\end{aligned}$$

where F_+ is defined as

$$F_+(\omega_{no}, \omega_\beta) \equiv \frac{1}{\omega_{no} - \omega_\beta - i\epsilon} + \frac{1}{\omega_{no} + \omega_\beta + i\epsilon} \\ = H_+(\omega_{no}, \omega_\beta) + i\pi D_-(\omega_{no}, \omega_\beta), \quad (D12)$$

and

$$H_\pm(\omega_{no}, \omega_\beta) \equiv \frac{1}{\omega_{no} - \omega_\beta} \pm \frac{1}{\omega_{no} + \omega_\beta} \\ D_\pm(\omega_{no}, \omega_\beta) \equiv \delta(\omega_{no} - \omega_\beta) \pm \delta(\omega_{no} + \omega_\beta). \quad (D13)$$

Similar manipulations lead to

$$\chi_{3i3,3} + \chi_{3i3,4} = \\ = \frac{\omega_\Sigma}{6} \sum_{nmok} \frac{\omega_{nm;a} r_{mn}^d r_{no}^c r_{om}^b f_{on}}{\omega_{nm}} F_+(\omega_{no}, \omega_\sigma) \quad (D14)$$

Adding these contributions we find

$$\sum_l^4 \chi_{3i3,l} = \\ = \frac{\omega_\Sigma}{6} \sum_{nmok} \omega_{nm;a} \frac{r_{mn}^d}{\omega_{nm}} (r_{no}^b r_{om}^c + r_{no}^c r_{om}^b) f_{on} H_+(\omega_{no}, \omega) \\ + \frac{i\pi\omega_\Sigma}{6} \sum_{nmok} \omega_{nm;a} \frac{r_{mn}^d}{\omega_{nm}} (r_{no}^b r_{om}^c - r_{no}^c r_{om}^b) f_{on} D_-(\omega_{no}, \omega) \quad (D15)$$

The first term will cancel against other nonresonant contributions and the second term contributes to the 4th term of η_3 .

Next,

$$\chi_{3i3,5} = \sum_l^4 \chi_{3i3,5,l} \\ = \frac{\omega_\Sigma}{6} \sum_{nmok} \frac{\omega_{nm;a} r_{mn}^c r_{no}^b r_{om}^d f_{on}}{\omega_{mo}} \left[\frac{1}{\omega_{nm} - \omega} \right. \\ \left. + i\pi\delta(\omega_{nm} - \omega) - \frac{1}{\omega_{no} - \omega} - i\pi\delta(\omega_{no} - \omega) \right], \quad (D16)$$

adding the nonresonant part of $\chi_{3i3,12}$ we obtain,

$$(\chi_{3i3,5,1} + \chi_{3i3,12})_{nr} = -\frac{\omega_\Sigma}{6} \sum_{nmok} \frac{\omega_{nm;a} r_{mn}^c r_{no}^b r_{om}^d f_{mn}}{\omega_{om}(\omega_{nm} - \omega)} \\ (\chi_{3i2,5,2} + \chi_{3i3,12})_r = \\ -\frac{i\pi\omega_\Sigma}{6} \sum_{nmok} \frac{\omega_{nm;a} r_{mn}^c r_{no}^b r_{om}^d f_{mn}}{\omega_{om}} \delta(\omega_{nm} - \omega) \quad (D17)$$

This takes care of the resonant and nonresonant term $\chi_{3i3,12}$. Next

$$\chi_{3i3,6} = \sum_l^4 \chi_{3i3,5,l} \\ = -\frac{\omega_\Sigma}{6} \sum_{nmok} \frac{\omega_{nm;a} r_{mn}^c r_{no}^d r_{om}^b f_{mo}}{\omega_{on}} \left[\frac{1}{\omega_{nm} - \omega} \right. \\ \left. + i\pi\delta(\omega_{nm} - \omega) - \frac{1}{\omega_{om} - \omega} - i\pi\delta(\omega_{om} - \omega) \right] \quad (D18)$$

and hence,

$$(\chi_{3i3,6,1} + \chi_{3i3,11})_{nr} = \frac{\omega_\Sigma}{6} \sum_{nmok} \frac{\omega_{nm;a} r_{mn}^c r_{no}^d r_{om}^b f_{mn}}{\omega_{no}(\omega_{nm} - \omega)} \\ (\chi_{3i3,6,2} + \chi_{3i3,11})_r = \\ -\frac{i\pi\omega_\Sigma}{6} \sum_{nmok} \frac{\omega_{nm;a} r_{mn}^c r_{no}^d r_{om}^b f_{mn}}{\omega_{on}} \delta(\omega_{nm} - \omega) \quad (D19)$$

Next

$$\chi_{3i3,9} = \sum_l^4 \chi_{3i3,5,l} \\ = \frac{\omega_\Sigma}{6} \sum_{nmok} \frac{\omega_{nm;a} r_{mn}^b r_{no}^c r_{om}^d f_{on}}{\omega_{mo}} \left[\frac{1}{\omega_{nm} + \omega} \right. \\ \left. + i\pi\delta(\omega_{nm} + \omega) - \frac{1}{\omega_{no} + \omega} - i\pi\delta(\omega_{no} + \omega) \right], \quad (D20)$$

$$(\chi_{3i3,9,1} + \chi_{3i3,8})_{nr} = -\frac{\omega_\Sigma}{6} \sum_{nmok} \frac{\omega_{nm;a} r_{mn}^b r_{no}^c r_{om}^d f_{mn}}{\omega_{om}(\omega_{nm} + \omega)} \\ (\chi_{3i3,9,2} + \chi_{3i3,8})_r = \\ -\frac{i\pi\omega_\Sigma}{6} \sum_{nmok} \frac{\omega_{nm;a} r_{mn}^b r_{no}^c r_{om}^d f_{mn}}{\omega_{om}} \delta(\omega_{nm} + \omega), \quad (D21)$$

$$\chi_{3i3,10} = \sum_l^4 \chi_{3i3,10,l} \\ = -\frac{\omega_\Sigma}{6} \sum_{nmok} \frac{\omega_{nm;a} r_{mn}^b r_{no}^d r_{om}^c f_{mo}}{\omega_{on}} \left[\frac{1}{\omega_{nm} + \omega} \right. \\ \left. + i\pi\delta(\omega_{nm} + \omega) - \frac{1}{\omega_{om} + \omega} - i\pi\delta(\omega_{om} + \omega) \right], \quad (D22)$$

$$\begin{aligned}
(\chi_{3i3,10,1} + \chi_{3i3,7})_{nr} &= \frac{\omega_\Sigma}{6} \sum_{nmok} \frac{\omega_{nm;a} r_{mn}^b r_{no}^d r_{om}^c f_{mn}}{\omega_{no}(\omega_{nm} + \omega)} \\
(\chi_{3i3,10,1} + \chi_{3i3,7})_r &= \\
&\frac{i\pi\omega_\Sigma}{6} \sum_{nmok} \frac{\omega_{nm;a} r_{mn}^b r_{no}^d r_{om}^c f_{mn}}{\omega_{no}} \delta(\omega_{nm} + \omega).
\end{aligned} \tag{D23}$$

a. Resonant contributions

After changing dummy indices n, m and $\mathbf{k} \rightarrow -\mathbf{k}$ in $\chi_{3i3,6,4}$ and adding to $\chi_{3i3,5,4}$ we obtain

$$\begin{aligned}
\chi_{3i3,6,4} + \chi_{3i3,5,4} &= \\
& - \frac{i\pi\omega_\Sigma}{6} \sum_{nmok} \omega_{nm;a} \frac{r_{mn}^c r_{om}^d r_{no}^b f_{on}}{\omega_{mo}} D_-(\omega_{no}, \omega)
\end{aligned} \tag{D24}$$

Similar manipulations give

$$\begin{aligned}
\chi_{3i3,10,4} + \chi_{3i3,9,4} &= \\
& \frac{i\pi\omega_\Sigma}{6} \sum_{nmok} \omega_{nm;a} \frac{r_{mn}^b r_{om}^d r_{no}^c f_{on}}{\omega_{mo}} D_-(\omega_{no}, \omega)
\end{aligned} \tag{D25}$$

Adding Eq. D24 and D25

$$\begin{aligned}
\chi_{3i3,6,4} + \chi_{3i3,5,4} + \chi_{3i3,10,4} + \chi_{3i3,9,4} &= \\
& \frac{i\pi\omega_\Sigma}{6} \sum_{nmok} \omega_{nm;a} \frac{r_{om}^d}{\omega_{mo}} (r_{mn}^b r_{no}^c - r_{mn}^c r_{no}^b) f_{on} D_-(\omega_{no}, \omega).
\end{aligned} \tag{D26}$$

Analogous manipulations lead to

$$\begin{aligned}
\chi_{3i3,6,2} + \chi_{3i3,11,res} + \chi_{3i3,5,2} + \chi_{3i3,12,res} &= \\
& - \frac{i\pi\omega_\Sigma}{6} \sum_{nmok} \omega_{nm;a} \frac{r_{mn}^c r_{no}^b r_{om}^d f_{mn}}{\omega_{om}} D_-(\omega_{nm}, \omega),
\end{aligned} \tag{D27}$$

and

$$\begin{aligned}
\chi_{3i3,10,2} + \chi_{3i3,7,res} + \chi_{3i3,9,2} + \chi_{3i3,8,res} &= \\
& \frac{i\pi\omega_\Sigma}{6} \sum_{nmok} \omega_{nm;a} \frac{r_{mn}^b r_{om}^d r_{no}^c f_{mn}}{\omega_{om}} D_-(\omega_{nm}, \omega).
\end{aligned} \tag{D28}$$

After $n \rightarrow m$, and $\mathbf{k} \rightarrow -\mathbf{k}$ in Eq. D26 and adding to Eq. D15 we obtain

$$\begin{aligned}
\sum_l^4 \chi_{3i3,l} + \chi_{3i3,6,4} + \chi_{3i3,5,4} + \chi_{3i3,10,4} + \chi_{3i3,9,4} &= \\
& \frac{i\pi\omega_\Sigma}{6} \sum_{nmok} \omega_{nm;a} \frac{r_{mn}^d}{\omega_{nm}} (r_{no}^b r_{om}^c - r_{no}^c r_{on}^b) f_{on} D_-(\omega_{no}, \omega)
\end{aligned} \tag{D29}$$

Adding Eq. D27 and Eq. D28 we obtain

$$\begin{aligned}
&\chi_{3i3,6,2} + \chi_{3i3,11,res} + \chi_{3i3,5,2} + \chi_{3i3,12,res} \\
&+ \chi_{3i3,10,2} + \chi_{3i3,7,res} + \chi_{3i3,9,2} + \chi_{3i3,8,res} = \\
&- \frac{i\pi\omega_\Sigma}{6} \sum_{nmok} \omega_{on;a} \frac{r_{mn}^d}{\omega_{nm}} (r_{no}^b r_{om}^c - r_{no}^c r_{on}^b) f_{on} D_-(\omega_{no}, \omega).
\end{aligned} \tag{D30}$$

Finally adding Eq. D29 and Eq. D30 we obtain

$$\begin{aligned}
&Eq. D29 + Eq. D30 = \\
&\frac{2i\pi\omega_\Sigma}{6} \sum_{nmok} \omega_{no;a} \frac{r_{mn}^d}{\omega_{nm}} (r_{no}^b r_{om}^c - r_{no}^c r_{on}^b) f_{on} D_-(\omega_{no}, \omega)
\end{aligned} \tag{D31}$$

Which is the 4th contribution to η_3 .

b. Nonresonant contributions

We have

$$\begin{aligned}
&\chi_{3i3,6,3} + \chi_{3i3,5,3} + \chi_{3i3,9,3} + \chi_{3i3,10,3} = \\
&- \frac{\omega_\Sigma}{6} \sum_{nmok} \omega_{nm;a} \frac{r_{om}^d (r_{mn}^c r_{no}^b + r_{mn}^b r_{no}^c) f_{on}}{\omega_{mo}} H_+(\omega_{no}, \omega),
\end{aligned} \tag{D32}$$

and

$$\begin{aligned}
&\chi_{3i3,5,3} + \chi_{3i3,12,nr} + \chi_{3i3,6,3} + \chi_{3i3,11,nr} = \\
&- \frac{\omega_\Sigma}{6} \sum_{nmok} \omega_{nm;a} \frac{r_{mn}^c r_{no}^b r_{om}^d f_{mn}}{\omega_{om}} H_+(\omega_{nm}, \omega),
\end{aligned} \tag{D33}$$

and

$$\begin{aligned}
&\chi_{3i3,10,3} + \chi_{3i3,7,nr} + \chi_{3i3,9,3} + \chi_{3i3,8,nr} = \\
&- \frac{\omega_\Sigma}{6} \sum_{nmok} \omega_{nm;a} \frac{r_{mn}^b r_{no}^c r_{om}^d f_{mn}}{\omega_{om}} H_+(\omega_{nm}, \omega),
\end{aligned} \tag{D34}$$

After $p \leftrightarrow n$ and $\mathbf{k} \rightarrow -\mathbf{k}$ in Eq. D32 combined with the nonresonant part of Eq. D15 we obtain

$$\begin{aligned}
&\left(\sum_l^4 \chi_{3i3,l} \right)_{nr} + \chi_{3i3,6,3} + \chi_{3i3,5,3} + \chi_{3i3,9,3} + \chi_{3i3,10,3} = \\
&\frac{\omega_\Sigma}{6} \sum_{nmok} \omega_{no;a} \frac{r_{mn}^d (r_{om}^c r_{no}^b + r_{om}^b r_{no}^c) f_{on}}{\omega_{nm}} H_+(\omega_{no}, \omega),
\end{aligned} \tag{D35}$$

Adding Eq. D33 and Eq. D34

$$\begin{aligned}
&Eq. D33 + Eq. D34 = \\
&- \frac{\omega_\Sigma}{6} \sum_{nmok} \omega_{no;a} \frac{r_{om}^d (r_{no}^c r_{mn}^b + r_{no}^b r_{mn}^c) f_{on}}{\omega_{om}} H_+(\omega_{no}, \omega),
\end{aligned} \tag{D36}$$

After a change of indices and $\mathbf{k} \rightarrow -\mathbf{k}$ Eq. D36 is seen to exactly cancel Eq. D35.

Appendix E: Derivation of σ_3

1. 1st term

Consider $\chi_{3i5,1}$ and $\chi_{3i5,2}$ in Eq. D4. In these terms we can set $\omega_\beta + \omega_\sigma = 0$ since the real part of the denominators never vanishes. Setting $1/(x - i\epsilon) = 1/x + i\pi\delta(x)$ and using

$$\frac{\partial}{\partial k^c} \left(\frac{r_{mn;a}^d r_{nm}^b}{\omega_{nm}} \right) = \left(\frac{r_{mn;a}^d}{\omega_{nm}} \right)_{;c} r_{nm}^b + \left(\frac{r_{mn;a}^d}{\omega_{nm}} \right) r_{nm;c}^b \quad (\text{E1})$$

the resonant parts are

$$(\chi_{3i5,1} + \chi_{3i5,2})_{res} = \frac{\pi\omega_\Sigma^2}{6} \sum_{nm\mathbf{k}} f_{mn} \left[\left(\frac{r_{mn;a}^d}{\omega_{nm}} \right)_{;c} r_{nm}^b + \left(\frac{r_{mn;a}^d}{\omega_{nm}} \right)_{;b} r_{nm}^c \right] \delta(\omega_{nm} - \omega) \quad (\text{E2})$$

Similar manipulations on $\chi_{3i5,4}$ and $\chi_{3i5,6}$ in Eq. D4 yield the rest of the terms in the square brackets in σ_3 . The nonresonant parts can be shown to vanish.

2. 2nd term

This contribution to σ_3 arises from χ_{3i6} in Eq. C2. It can be shown that the nonresonant parts vanish and the resonant part gives the 2nd term in σ_3 . Since the algebraic steps are very similar to those used in finding the third term in η_3 we omit the derivation.

-
- ¹ R. Karplus and J. M. Luttinger, Phys. Rev. **95**, 1154 (1954).
 - ² A. Vishwanath, Physics **8**, 84 (2015).
 - ³ B. I. Sturman and V. M. Fridkin, *The Photovoltaic and Photorefractive Effects in Non-Centrosymmetric Materials* (Gordon and Breach Science Publishers, Philadelphia, 1992).
 - ⁴ R. von Baltz and W. Kraut, Phys. Rev. B **23**, 5590 (1981).
 - ⁵ N. Laman, A. I. Shkrebtii, J. E. Sipe, and H. M. van Driel, Applied Physics Letters **75**, 2581 (1999).
 - ⁶ N. Laman, M. Bieler, and H. M. van Driel, Journal of Applied Physics **98**, 103507 (2005).
 - ⁷ M. Bieler, N. Laman, H. M. van Driel, and A. L. Smirl, Applied Physics Letters **86**, 061102 (2005).
 - ⁸ J. Li and P. M. Haney, Applied Physics Letters **109**, 193903 (2016).
 - ⁹ D. Ct, N. Laman, and H. M. van Driel, Applied Physics Letters **80**, 905 (2002).
 - ¹⁰ W. T. H. Koch, R. Munser, W. Ruppel, and P. Wrfel, Ferroelectrics **13**, 305 (1976).
 - ¹¹ L. Z. Tan, F. Zheng, S. M. Young, F. Wang, S. Liu, and A. M. Rappe, npj Comput. Mater. **2**, 16026 (2016).
 - ¹² S. M. Young and A. M. Rappe, Phys. Rev. Lett. **109**, 116601 (2012).
 - ¹³ A. M. Rappe, I. Grinberg, and J. E. Spanier, Proceedings of the National Academy of Sciences **114**, 7191 (2017).
 - ¹⁴ B. M. Fregoso, T. Morimoto, and J. E. Moore, Phys. Rev. B **96**, 075421 (2017).
 - ¹⁵ T. Rangel, B. M. Fregoso, B. S. Mendoza, T. Morimoto, J. E. Moore, and J. B. Neaton, Phys. Rev. Lett. **119**, 067402 (2017).
 - ¹⁶ J. E. Spanier, V. M. Fridkin, A. M. Rappe, A. R. Akbashev, A. Polemi, Y. Qi, Z. Gu, S. M. Young, C. J. Hawley, D. Imbrenda, G. Xiao, A. L. Bennett-Jackson, and C. L. Johnson, Nature Photonics **10**, 611 (2016).
 - ¹⁷ In the standard notation of susceptibilities²⁵ a permittivity of free space, ϵ_0 , is factored out of χ_n . For clarity we omit this factor in what follows.
 - ¹⁸ C. Aversa and J. E. Sipe, IEEE Journal of Quantum Electronics **32**, 1570 (1996).
 - ¹⁹ C. Aversa and J. E. Sipe, Phys. Rev. B **52**, 14636 (1995).
 - ²⁰ B. M. Fregoso, R. A. Muniz, and J. E. Sipe, “The jerk current,” ArXiv:1804.03970 [cond-mat.mes-hall].
 - ²¹ D. E. Aspnes, Phys. Rev. B **6**, 4648 (1972).
 - ²² J. E. Sipe and A. I. Shkrebtii, Phys. Rev. B **61**, 5337 (2000).
 - ²³ M. Bass, P. A. Franken, J. F. Ward, and G. Weinreich, Phys. Rev. Lett. **9**, 446 (1962).
 - ²⁴ F. Nastos and J. E. Sipe, Phys. Rev. B **82**, 235204 (2010).
 - ²⁵ R. W. Boyd, *Nonlinear Optics* (Academic Press; 2nd edition, San Diego, USA, 2003).
 - ²⁶ P. U. Jepsen, R. H. Jacobsen, and S. R. Keiding, J. Opt. Soc. Am. B **13**, 2424 (1996).
 - ²⁷ R. Atanasov, A. Haché, J. L. P. Hughes, H. M. van Driel, and J. E. Sipe, Phys. Rev. Lett. **76**, 1703 (1996).
 - ²⁸ E. I. Blount, *Solid State Physics: Advances in Research and Applications*, Vol. vol 13 (Academic Press, 1962).
 - ²⁹ F. D. M. Haldane, Phys. Rev. Lett. **93**, 206602 (2004).
 - ³⁰ H. M. van Driel and J. E. Sipe, “Coherence control of photocurrents in semiconductors,” (Springer, New York, NY, 2001) Chap. 5, pp. 261–306.
 - ³¹ D. J. Thouless, M. Kohmoto, M. P. Nightingale, and M. den Nijs, Phys. Rev. Lett. **49**, 405 (1982).
 - ³² F. de Juan, A. G. Grushin, T. Morimoto, and J. E. Moore, Nature Communications **8**, 15995 (2017).
 - ³³ T. Morimoto and N. Nagaosa, Science Advances **2** (2016).
 - ³⁴ S. R. Panday and B. M. Fregoso, Journal of Physics: Condensed Matter **29**, 43LT01 (2017).
 - ³⁵ H. Wang and X. Qian, Nano Letters **17**, 5027 (2017).
 - ³⁶ G. G. Naumis, S. Barraza-Lopez, M. Oliva-Leyva, and H. Terrones, Rep. Prog. Phys. **80**, 096501 (2017).
 - ³⁷ S. Barraza-Lopez, T. P. Kaloni, S. P. Poudel, and P. Kumar, Phys. Rev. B **97**, 024110 (2018).