

k -nearest neighbors prediction and classification for spatial data

M.S. Ahmed
University of Lille, LEM-CNRS 9221
Villeneuve d'ascq, France
mohamed-salem.ahmed@univ-lille.fr

M. N'diaye
University of UCAD and CRODT
Dakar, Senegal
mamadoundiaye397@gmail.com

M.K. Attouch
University of Djilalli Liabes
Sidi Bel Abbes, Algeria
attou_kadi@yahoo.fr

S. Dabo-Niang
University of Lille, LEM-CNRS 9221, INRIA-MODAL
Villeneuve d'ascq, France
sophie.dabo@univ-lille.fr

Abstract

We propose a nonparametric predictor and a supervised classification based on the regression function estimate of a spatial real variable using k -nearest neighbors method (k -NN). Under some assumptions, we establish almost complete or sure convergence of the proposed estimates which incorporate a spatial proximity between observations. Numerical results on simulated and real fish data illustrate the behavior of the given predictor and classification method.

keyword: Regression estimation, Prediction, Supervised classification, Spatial process, k -nearest neighbors.

1 Introduction

Spatio-temporal data naturally arise in many fields such as environmental sciences, geophysics, soil science, oceanography, econometrics, epidemiology, forestry, image processing and many others in which the data of interest are collected across space. The literature on spatio-temporal models is relatively abundant, see for example the monograph of Cressie & Wikle (2015).

Complex issues arise in spatial analysis, many of which are neither clearly defined nor completely resolved, but form the basis for current researches. Among the practical considerations that influence the available techniques used in the spatial data modelling, is the data dependency. In fact, spatial data are often dependent and a spatial model must be able to handle this aspect. Notice that the linear models for spatial data only capture global linear relationships between spatial locations. However, in many circumstances the spatial dependency is not linear. It is for example, the classical case where one deals with the spatial pattern of extreme events such as in the economic analysis of poverty.

Then in such situations, it is more appropriate to use a nonlinear spatial dependence measure by using for instance the strong mixing coefficients concept (see Tran, 1990). The literature on

nonparametric estimation techniques, which incorporate nonlinear spatial dependency is not extensive compare to that of linear dependence. For an overview on results and applications considering spatial dependent data for density, regression estimation, prediction and classification, we highlight the following works: Lu & Chen (2004), Hallin et al. (2004), Biau & Cadre (2004), Carbon et al. (2007), Dabo-Niang & Yao (2007), Menezes et al. (2010), El Machkouri & Stoica (2010), Wang & Wang (2009), Ternynck (2014). Other authors deal with the spatial quantile regression estimation Hallin et al. (2009), Abdi et al. (2010), Dabo-Niang et al. (2012), Younso (2017), among others.

The k -Nearest Neighbor (k -NN) (Biau & Devroye, 2015) kernel estimator is a weighted average of response variables in the neighborhood of the value of covariate. The k -NN kernel estimate has a significant advantage over the classical kernel estimate. The specificity of the k -NN estimator lies in the fact that it is flexible to all sort of heterogeneity in the covariate which allows to account the local structure of the data. This consists of using in the choice of an appropriate number of neighbors, a random bandwidth adapted to the local structure of the data, permitting to learn more on the local data dependency. Another advantage of the k -NN method is based on its easy smoothing parameter implementation. Indeed, in the classical kernel method, the smoothing parameter is a real positive bandwidth while in the k -NN method, the smoothing parameter takes values in a discrete set.

The use of k -NN method is very recent for spatial data. Li & Tran (2009) proposed a regression estimator of spatial data based on the k nearest neighbors method. They proved an asymptotic normality result of their estimator in the case of multivariate data. Nearest neighbors rule for classifying spatial real-valued data has been investigated recently by Younso (2017).

We are interested here in k -nearest neighbors prediction and classification of spatial real-valued data. The originality of the suggested predictor and classification rule proposed lies in the fact that they depend on two kernels, one of which controls the distance between observations using a random bandwidth and the other controls the spatial dependence structure. This idea has been presented in Menezes et al. (2010), Dabo-Niang et al. (2016), Ternynck (2014) in the context of kernel prediction problem for multivariate or functional spatial data. The outline of the present paper is as follows. In Section 2, we introduce the regression model and define the corresponding predictor. Section 3 is dedicated to the almost complete convergence of the predictor whereas Section 4 applies the regression model to a supervised classification rule and adapt the previous asymptotic result. Section 5 gives some simulations and application to real data, to illustrate the performance of the proposed method. Section 7 is devoted to some conclusions. Finally, the proofs of some lemmas and the main results are postponed to the last Section.

2 Model and construction of predictor

Let $\{Z_{\mathbf{i}} = (X_{\mathbf{i}}, Y_{\mathbf{i}}) \in \mathbb{R}^d \times \mathbb{R}, \mathbf{i} \in \mathbb{N}^N\}$ ($d \geq 1$) be a spatial process defined over some probability space $(\Omega, \mathcal{A}, \mathbb{P})$, $N \in \mathbb{N}^*$. We assume that the process is observable in $\mathcal{I}_{\mathbf{n}} = \{\mathbf{i} \in \mathbb{N}^N : 1 \leq i_r \leq n_r, r = 1, \dots, N\}$, $\mathbf{n} = (n_1, \dots, n_N) \in \mathbb{N}^N$, and $\hat{\mathbf{n}} = n_1 \times \dots \times n_N$, we write $\mathbf{n} \rightarrow \infty$ if $\min\{n_r\} \rightarrow +\infty$, $n_k/n_i \leq C$, $\forall 1 \leq k, i \leq N$. Let $\|\cdot\|$ denote the Euclidian norm in \mathbb{R}^N or in \mathbb{R}^d and $\mathbb{I}(\cdot)$ the indicator function. We assume that the relation between the two process $(X_{\mathbf{i}}, \mathbf{i} \in \mathbb{N}^N)$

and $(Y_{\mathbf{i}}, \mathbf{i} \in \mathbb{N}^N)$ is described by the following model:

$$Y_{\mathbf{i}} = r(X_{\mathbf{i}}) + \varepsilon_{\mathbf{i}}, \mathbf{i} \in \mathbb{N}^N, \quad (1)$$

where

$$r(\cdot) = E(Y_{\mathbf{i}} | X_{\mathbf{i}} = \cdot) \quad (2)$$

is assumed to be independent of \mathbf{i} , the noise $(\varepsilon_{\mathbf{i}}, \mathbf{i} \in \mathbb{N}^N)$ is centered, α -mixing (see Section 3 for a description of this condition) and independent of $(X_{\mathbf{i}}, \mathbf{i} \in \mathbb{N}^N)$. We are interested in predicting the spatial process $(Y_{\mathbf{i}}, \mathbf{i} \in \mathbb{N}^N)$ in some unobserved locations and particularly at an unobserved site $\mathbf{s}_0 \in \mathcal{I}_{\mathbf{n}}$ under the information that can be drawn on $X_{\mathbf{s}_0}$ and observations $(X_{\mathbf{i}}, Y_{\mathbf{i}})_{\mathbf{i} \in \mathcal{O}_{\mathbf{n}}}$, where $\mathcal{O}_{\mathbf{n}}$ is the observed spatial set of finite cardinality tending to ∞ as $\mathbf{n} \rightarrow \infty$ and contained in $\mathcal{I}_{\mathbf{n}}$, with $\mathbf{s}_0 \notin \mathcal{O}_{\mathbf{n}}$. In the following proposed predictor, we integrate information that might be drawn from the structure of the spatial dependence between the considered site \mathbf{s}_0 and all sites in $\mathcal{O}_{\mathbf{n}}$. To achieve this objective, we do not suppose as usual a strict stationarity assumption. We assume that the observations $(X_{\mathbf{i}}, Y_{\mathbf{i}})_{\mathbf{i} \in \mathcal{O}_{\mathbf{n}}}$ are locally identically distributed (given in assumption (H7) below, see Dabo-Niang et al. (2016) and Klemelä (2008) for more detail).

Indeed, we say that a substantial number of observations $(X_{\mathbf{i}}, Y_{\mathbf{i}})$ has a distribution close to that of $(X_{\mathbf{s}_0}, Y_{\mathbf{s}_0})$. In such case, one may imagine that if there is enough sites \mathbf{i} closed to \mathbf{s}_0 , then sequence $(X_{\mathbf{i}}, Y_{\mathbf{i}})_{\mathbf{i} \in \mathcal{O}_{\mathbf{n}}}$ may be used to predict $Y_{\mathbf{s}_0}$. Assume that $(Y_{\mathbf{i}}, \mathbf{i} \in \mathbb{N}^N)$ is integrable and that $(X_{\mathbf{s}_0}, Y_{\mathbf{s}_0})$ has the same distribution as that of some pair (X, Y) . We assume that (X, Y) and $(X_{\mathbf{i}}, Y_{\mathbf{i}})$ have unknown continuous densities with respect to Lebesgue measure and let $f_{X,Y}$ and f be the densities of (X, Y) and X respectively.

A predictor of $Y_{\mathbf{s}_0}$ could be defined by combining the principle of k -nearest neighbors method (k -NN) using a random bandwidth depending on the observations and the kernel weight (see Dabo-Niang et al. (2016)), as follows:

$$\hat{Y}_{\mathbf{s}_0} = \frac{\sum_{\mathbf{i} \in \mathcal{O}_{\mathbf{n}}} Y_{\mathbf{i}} K_1 \left(\frac{X_{\mathbf{s}_0} - X_{\mathbf{i}}}{H_{\mathbf{n}, X_{\mathbf{s}_0}}} \right) K_2 \left(h_{\mathbf{n}, \mathbf{s}_0}^{-1} \left\| \frac{\mathbf{s}_0 - \mathbf{i}}{\mathbf{n}} \right\| \right)}{\sum_{\mathbf{i} \in \mathcal{O}_{\mathbf{n}}} K_1 \left(\frac{X_{\mathbf{s}_0} - X_{\mathbf{i}}}{H_{\mathbf{n}, X_{\mathbf{s}_0}}} \right) K_2 \left(h_{\mathbf{n}, \mathbf{s}_0}^{-1} \left\| \frac{\mathbf{s}_0 - \mathbf{i}}{\mathbf{n}} \right\| \right)}, \quad (3)$$

if the denominator is not null otherwise the predictor is equal to the empirical mean. Here, K_1 and K_2 are two kernels from \mathbb{R}^d and \mathbb{R} to \mathbb{R}_+ respectively, $\frac{\mathbf{i}}{\mathbf{n}} = \left(\frac{i_1}{n_1}, \dots, \frac{i_N}{n_N} \right)$, and $H_{\mathbf{n}, X_{\mathbf{s}_0}} =$

$$\min \left\{ h \in \mathbb{R}_+^* \mid \sum_{\mathbf{i} \in \mathcal{O}_{\mathbf{n}}} \mathbb{I}_{\{\|X_{\mathbf{i}} - X_{\mathbf{s}_0}\| < h\}} = k_{\mathbf{n}} \right\} \text{ and}$$

$$h_{\mathbf{n}, \mathbf{s}_0} = \min \left\{ h \in \mathbb{R}_+^* \mid \sum_{\mathbf{i} \in \mathcal{O}_{\mathbf{n}}} \mathbb{I}_{\left\{ \left\| \frac{\mathbf{i} - \mathbf{s}_0}{\mathbf{n}} \right\| < h \right\}} = k'_{\mathbf{n}} \right\} \text{ where } k'_{\mathbf{n}}, k_{\mathbf{n}} \text{ are positive integer sequences.}$$

The random bandwidth $H_{\mathbf{n}, X_{\mathbf{s}_0}}$ is a positive random variable which depends on $X_{\mathbf{s}_0}$ and observations $\{X_{\mathbf{i}}, \mathbf{i} \in \mathcal{O}_{\mathbf{n}}\}$.

The main advantage of using this predictor compare to the fully kernel method proposed by Dabo-Niang et al. (2016) may be in its easy implementation. In fact, it is easier to choose the smoothing

parameters k'_n and k_n which take their values in a discrete subset than the bandwidths used in the following kernel counterpart of (3) (Dabo-Niang et al., 2016)

$$\widehat{Y}_{s_0}^{NW} = \frac{\sum_{\mathbf{i} \in \mathcal{O}_n} Y_{\mathbf{i}} K_1\left(\frac{X_{s_0} - X_{\mathbf{i}}}{h_n}\right) K_2\left(\rho_n^{-1} \left\| \frac{s_0 - \mathbf{i}}{n} \right\| \right)}{\sum_{\mathbf{i} \in \mathcal{O}_n} K_1\left(\frac{X_{s_0} - X_{\mathbf{i}}}{h_n}\right) K_2\left(\rho_n^{-1} \left\| \frac{s_0 - \mathbf{i}}{n} \right\| \right)}, \quad (4)$$

where here the bandwidths h_n, ρ_n are non random. In addition, the fact that $H_{n, X_{s_0}}$ depends on X_{s_0} allows the predictor \widehat{Y}_{s_0} to be adapted to a local structure of the observations, particularly if these are heterogeneous (see Burba et al. (2009)).

3 Main results

To account for spatial dependency, we assume that the process $\{Z_{\mathbf{i}} = (X_{\mathbf{i}}, Y_{\mathbf{i}}) \in \mathbb{R}^d \times \mathbb{R}, \mathbf{i} \in \mathbb{N}^N\}$ satisfies a mixing condition defined as follows: there exists a function $\varphi(x) \searrow 0$ as $x \rightarrow \infty$, such that

$$\begin{aligned} \alpha(\sigma(S), \sigma(S')) &= \sup \{ |\mathbb{P}(A \cap B) - \mathbb{P}(A)\mathbb{P}(B)|, A \in \sigma(S), B \in \sigma(S') \} \\ &\leq \psi(\text{Card}(S), \text{Card}(S')) \varphi(\text{dist}(S, S')), \end{aligned} \quad (5)$$

where S and S' are two finite sets of sites, $\text{Card}(S)$ denotes the cardinality of the set S , $\sigma(S) = \{Z_{\mathbf{i}}, \mathbf{i} \in S\}$ and $\sigma(S') = \{Z_{\mathbf{i}}, \mathbf{i} \in S'\}$ are σ -fields generated by the $Z_{\mathbf{i}}$'s, $\text{dist}(S, S')$ is the Euclidean distance between S and S' , and $\psi(\cdot)$ is a positive symmetric function nondecreasing in each variable. We recall that the process is said to be strongly mixing if $\psi \equiv 1$ (see Doukhan (1994)). As usual, we will assume that $\varphi(i)$ verifies :

$$\varphi(t) \leq Ct^{-\theta}, \quad \theta > 0, t \in \mathbb{R}_+^*. \quad (6)$$

for some $C > 0$ (i.e. $\varphi(t)$ tends to zero at a polynomial rate).

Before giving the main results, let us give the following set of assumptions. All along the paper, we fix a compact subset D in \mathbb{R}^d and when no confusion is possible, we will denote by C , a strictly positive generic constant.

(H1) f and $r(\cdot)$ are continuous functions in D . In addition, the density function f is lipschitzian and $\inf_{x \in D} f(x) > 0$.

(H2) $k_n \sim \hat{\mathbf{n}}^\gamma$ and $k'_n \sim \hat{\mathbf{n}}^{\tilde{\gamma}}$, where $\gamma, \tilde{\gamma} \in]0.5, 1[$, $\gamma < \tilde{\gamma}$ and $\gamma + \tilde{\gamma} > 3/2$.

(H3) The kernel K_1 is bounded, of compact support and

$$\forall u \in \mathbb{R}^d, K_1(u) \leq K_1(tu) \quad \forall t \in]0, 1[. \quad (7)$$

(H4) K_2 is a bounded nonnegative function, and there exist constants C_1, C_2 and ρ such that

$$C_1 \mathbb{I}_{\|t\| \leq \rho} \leq K_2(\|t\|) \leq C_2 \mathbb{I}_{\|t\| \leq \rho}, \quad \forall t \in \mathbb{R}^d, 0 < C_1 \leq C_2 < \infty, \rho > 0. \quad (8)$$

(H5) The density f_{X_i, X_j} of (X_i, X_j) is bounded in D and $|f_{X_i, X_j}(u, v) - f_{X_i}(u)f_{X_j}(v)| \leq C$ for all $\mathbf{i} \neq \mathbf{j}$ and $(u, v) \in D \times D$.

(H6) $\forall n, m \in \mathbb{N}$ $\psi(n, m) \leq C \min(n, m)$ and $\theta > N(sd(3 - \gamma - \tilde{\gamma}) + 2s(3 - \gamma) + 2d)/(1 - s(2 - \gamma - \tilde{\gamma}))$ where $2 < s < 1/(2 - \gamma - \tilde{\gamma})$.

(H7) $\forall n, m \in \mathbb{N}$ $\psi(n, m) \leq C(n + m + 1)^{\tilde{\beta}}$, $\tilde{\beta} \geq 1$ and $\theta > N\left(s(d(3 - \gamma - \tilde{\gamma}) + (7 + 2\tilde{\beta} - 3\gamma - \tilde{\gamma})) + 2(d + 1)\right)/(1 - s(2 - \gamma - \tilde{\gamma}))$ where $2 < s < 1/(2 - \gamma - \tilde{\gamma})$,

(H8) The densities $f_{\mathbf{i}}$ and f_{X_i, Y_i} of $X_{\mathbf{i}}$ and $(X_{\mathbf{i}}, Y_{\mathbf{i}})$ are such that

$$\sup_{x \in D, \|\frac{\mathbf{i} - \mathbf{s}_0}{\mathbf{n}}\| < h_{\mathbf{n}, \mathbf{s}_0}} |f_{\mathbf{i}}(x) - f(x)| = o(1), \quad \sup_{x \in D, \|\frac{\mathbf{i} - \mathbf{s}_0}{\mathbf{n}}\| < h_{\mathbf{n}, \mathbf{s}_0}} |g_{\mathbf{i}}(x) - g(x)| = o(1) \quad \text{as } \mathbf{n} \rightarrow \infty,$$

with $g_{\mathbf{i}}(x) = \int y f_{X_i, Y_i}(x, y) dy$.

The conditional density $f_{Y_i, Y_j | X_i, X_j}$ of (Y_i, Y_j) given (X_i, X_j) and the conditional density $f_{Y_i | X_j}$ of Y_i given X_j exist and

$$f_{Y_i, Y_j | X_i, X_j}(y, t | u, v) < C \quad f_{Y_i | X_j}(y | u) < C$$

for all $y, t, u, v, \mathbf{i}, \mathbf{j}$.

Remark 1

1. In assumption (H1), f is lipschitzian, this is used particularly for the bias term (see the proof of condition (L1) in Lemmas 8.1 and 8.2) and it allows with assumption (H8) to specify the rate of convergence in Corollary 3.1.
2. The condition on $k_{\mathbf{n}}$ in assumption (H2) is similar to the condition on the number of nearest neighbors assumed by Muller & Dippon (2011) in the case of time dependent functional data. The condition on $k'_{\mathbf{n}}$ is the same as that assumed by Dabo-Niang et al. (2016) on the number of neighbors of the site \mathbf{s}_0 .
3. Condition (7) on the kernel K_1 is required in the proofs of Lemma 8.1 and Lemma 8.2, for more details on this kernel, see Collomb (1980).
4. Hypotheses (H4)-(H8) are usual in nonparametric estimation of spatial data, see for instance Dabo-Niang et al. (2016).

The following theorem gives an almost complete convergence of the predictor.

Theorem 3.1 Under assumptions (H1)-(H5), (H8) and (H6) or (H7), we have

$$\left| \widehat{Y}_{\mathbf{s}_0} - Y_{\mathbf{s}_0} \right| \xrightarrow{\mathbf{n} \rightarrow \infty} 0 \quad \text{a.co.} \quad (9)$$

If $r(\cdot)$ is lipschitzian we can obtain the rate of almost complete convergence stated in the following Corollary.

Corollary 3.1 *Under assumptions (H1)-(H5), (H8) and (H6) or (H7), as $\mathbf{n} \rightarrow \infty$,*

$$\left| \widehat{Y}_{\mathbf{s}_0} - Y_{\mathbf{s}_0} \right| = \mathcal{O} \left(\left(\frac{k_{\mathbf{n}}}{\widehat{\mathbf{n}}} \right)^{1/d} + \left(\frac{\widehat{\mathbf{n}} \log(\widehat{\mathbf{n}})}{k'_{\mathbf{n}} k_{\mathbf{n}}} \right)^{1/2} \right) \quad a.co. \quad (10)$$

The results of Theorem 3.1 and Corollary 3.1 can be proved easily from the asymptotic results (stated respectively in Lemmas 3.1 and 3.2) of the following regression function estimate

$$r_{\text{kNN}}(x) = \begin{cases} \frac{g_{\mathbf{n}}(x)}{f_{\mathbf{n}}(x)} & \text{if } f_{\mathbf{n}}(x) \neq 0; \\ \bar{Y}, & \text{the empirical mean, otherwise,} \end{cases}$$

with

$$g_{\mathbf{n}}(x) = \frac{1}{\widehat{\mathbf{n}} h_{\mathbf{n}, \mathbf{s}_0}^N H_{\mathbf{n}, x}^d} \sum_{\mathbf{i} \in \mathcal{I}_{\mathbf{n}, \mathbf{s}_0} \neq \mathbf{i}} K_2 \left(h_{\mathbf{n}, \mathbf{s}_0}^{-1} \left\| \frac{\mathbf{s}_0 - \mathbf{i}}{\mathbf{n}} \right\| \right) K_1 \left(\frac{x - X_{\mathbf{i}}}{H_{\mathbf{n}, x}} \right) Y_{\mathbf{i}}$$

$$f_{\mathbf{n}}(x) = \frac{1}{\widehat{\mathbf{n}} h_{\mathbf{n}, \mathbf{s}}^N H_{\mathbf{n}, x}^d} \sum_{\mathbf{i} \in \mathcal{I}_{\mathbf{n}, \mathbf{s}_0} \neq \mathbf{i}} K_2 \left(h_{\mathbf{n}, \mathbf{s}_0}^{-1} \left\| \frac{\mathbf{s}_0 - \mathbf{i}}{\mathbf{n}} \right\| \right) K_1 \left(\frac{x - X_{\mathbf{i}}}{H_{\mathbf{n}, x}} \right)$$

Lemma 3.1 *Under assumptions (H1)-(H5), (H8) and (H6) or (H7), we have*

$$\sup_{x \in D} |r_{\text{kNN}}(x) - r(x)| \xrightarrow{\mathbf{n} \rightarrow \infty} 0 \quad a.co. \quad (11)$$

Lemma 3.2 *Under assumptions (H1)-(H5), (H8) and (H6) or (H7), as $\mathbf{n} \rightarrow \infty$, we have*

$$\sup_{x \in D} |r_{\text{kNN}}(x) - r(x)| = \mathcal{O} \left(\left(\frac{k_{\mathbf{n}}}{\widehat{\mathbf{n}}} \right)^{1/d} + \left(\frac{\widehat{\mathbf{n}} \log(\widehat{\mathbf{n}})}{k'_{\mathbf{n}} k_{\mathbf{n}}} \right)^{1/2} \right) \quad a.co. \quad (12)$$

The proofs will be postponed to the last section. Since the proofs of Theorem 3.1 and Corollary 3.1 come directly from that of Lemmas 3.1 and 3.2, they will be omitted. The main difficulty in the proofs of these lemmas comes from randomness of the window $H_{\mathbf{n}, x}$. Then, we do not have in the numerator and denominator of $r_{\text{kNN}}(x)$ sums of identically distributed variables. The idea is to frame sensibly $H_{\mathbf{n}, x}$ by two non-random bandwidths.

In the following, we apply the proposed prediction method to supervised classification.

4 Application to discrimination : kNN classification rule

Classical *discrimination* or is about predicting the unknown nature of an object, a discrete quantity for example one or zero, sick or healthy, black or white. An object is a collection of numerical measurements such as a vector of weather data. More generally, an observation of an object is a

d -dimensional vector X . The unknown nature of the object is called a *class* and is denoted by Y which takes values in a finite set $\{1, \dots, M\}$. In classification, one constructs a function g taking values in $\{1, \dots, M\}$ which represents one's guess $g(X)$ of Y given X . The mapping g is called a *classifier*.

Here we consider an observation X of the object belonging to \mathbb{R}^d , with an unknown class Y . We want to predict this class from X at some station using a sample of this pair of variables at some stations. As in Section 2, we assume the prediction site is $\mathbf{s}_0 \in \mathcal{I}_{\mathbf{n}}$ and $(X_{\mathbf{s}_0}, Y_{\mathbf{s}_0})$ is of same distribution as (X, Y) and the observations $(X_{\mathbf{i}}, Y_{\mathbf{i}})_{\mathbf{i} \in \mathcal{O}_{\mathbf{n}}} \in$ are locally identically distributed.

The mapping g , which is called a *classifier*, is defined on \mathbb{R}^d and takes values in $\{1, \dots, M\}$. We err on Y if $g(X) \neq Y$, and the probability of error for a classifier g is

$$L(g) = P\{g(X) \neq Y\}.$$

It is well known that the Bayes classifier, defined by,

$$g^* = \arg \min_{g: \mathcal{X} \rightarrow \{1, \dots, M\}} P\{g(X) \neq Y\},$$

is the best possible classifier, with respect to quadratic loss. The minimum probability of error is called the *Bayes error* and is denoted by $L^* = L(g^*)$. Note that g^* depends upon the distribution of (X, Y) which is unknown.

However, an estimator $g_{\mathbf{n}}$ of the classifier based on the observations $(X_{\mathbf{i}}, Y_{\mathbf{i}})_{\mathbf{i} \in \mathcal{O}_{\mathbf{n}}}$, a sample of (X, Y) ; Y is guessed by $g_{\mathbf{n}}(X; (X_{\mathbf{i}}, Y_{\mathbf{i}})_{\mathbf{i} \in \mathcal{O}_{\mathbf{n}}})$. The performance of $g_{\mathbf{n}}$ is measured by the conditional probability of error

$$L_{\mathbf{n}} = L(g_{\mathbf{n}}) = P\{g_{\mathbf{n}}(X; (X_{\mathbf{i}}, Y_{\mathbf{i}})_{\mathbf{i} \in \mathcal{O}_{\mathbf{n}}}) \neq Y\} \geq L^*.$$

A sequence $\{g_{\mathbf{n}}, \mathbf{n} \in \mathbf{N}^N\}$ is called a *discrimination rule*.

Discrimination kernel rule has been investigated extensively in the literature particularly for independent or time-series data (Paredes & Vidal, 2006; Devroye et al., 1994; Devroye & Wagner, 1982; Hastie & Tibshirani, 1996), see the monograph of Biau & Devroye (2015) for more details. Recently, Younso (2017) has addressed a discrimination kernel rule for multivariate strict stationary spatial processes $(X_{\mathbf{i}} \in \mathbb{R}^d)_{\mathbf{i} \in \mathbb{N}^N}$ and binary spatial classes $(Y_{\mathbf{i}} \in \{0, 1\})_{\mathbf{i} \in \mathbb{N}^N}$. To the best of our knowledge this work is the first one dealing with spatial data.

In this section, we extend the previous kNN predictor (3) results in the setting of Y belonging to $\{1, \dots, M\}$.

The Bayes classifier g^* can be approximated by the kernel regression rule $(g_{\mathbf{n}}, \mathbf{n} \geq 1)$ derived from the kNN regression estimate $r_{\text{kNN}}(\cdot)$ and chosen such that

$$\sum_{\mathbf{i} \in \mathcal{O}_{\mathbf{n}}} W_{\mathbf{ni}}(\mathbf{s}_0) \mathbb{I}_{\{Y_{\mathbf{i}} = g_{\mathbf{n}}(\mathbf{s}_0)\}} = \max_{1 \leq j \leq M} \sum_{\mathbf{i} \in \mathcal{O}_{\mathbf{n}}} W_{\mathbf{ni}}(\mathbf{s}_0) \mathbb{I}_{\{Y_{\mathbf{i}} = j\}}. \quad (13)$$

where

$$W_{\mathbf{ni}}(\mathbf{s}_0) = \frac{K_1\left(\frac{X_{\mathbf{s}_0} - X_{\mathbf{i}}}{H_{\mathbf{n}, X_{\mathbf{s}_0}}}\right) K_2\left(h_{\mathbf{n}, \mathbf{s}_0}^{-1} \left\| \frac{\mathbf{s}_0 - \mathbf{i}}{\mathbf{n}} \right\| \right)}{\sum_{\mathbf{i} \in \mathcal{O}_{\mathbf{n}}} K_1\left(\frac{X_{\mathbf{s}_0} - X_{\mathbf{i}}}{H_{\mathbf{n}, X_{\mathbf{s}_0}}}\right) K_2\left(h_{\mathbf{n}, \mathbf{s}_0}^{-1} \left\| \frac{\mathbf{s}_0 - \mathbf{i}}{\mathbf{n}} \right\| \right)}. \quad (14)$$

Such classifier $g_{\mathbf{n}}$ (not necessarily uniquely determined) is called an *approximate Bayes classifier*. For us, a rule is good if it is *consistent*, that is if, $L_{\mathbf{n}} \rightarrow L$ in probability or almost surely as $\mathbf{n} \rightarrow \infty$. The almost sure convergence of the proposed rule is established in the following theorem.

Theorem 4.1 *If assumptions (H1)-(H5), (H8) and (H6) or (H7), as $\mathbf{n} \rightarrow \infty$, hold then,*

$$|L_{\mathbf{n}} - L^*| \xrightarrow{\mathbf{n} \rightarrow \infty} 0 \quad \text{almost surely.}$$

The proof is derived easily from Lemma 3.1 and is therefore omitted.

Now, that we have checked the theoretical behavior of our predictor and its extension to a classification rule, we study the practical features through some simulations as well as an application to a multivariate data set related to fisheries data of West African Coast.

5 Numerical experiments

5.1 Simulation dataset

In order to evaluate the efficiency of the k -NN prediction for a set of spatial data, we use the average of mean absolute errors (MAE) to compare the prediction by k -NN method and that by kernel of Dabo-Niang et al. (2016) using simulated data based on observations $(X_{i,j}, Y_{i,j})$, $1 \leq i \leq n_1, 1 \leq j \leq n_2$ such that $\forall i, j$:

$$X_{i,j} = A_{i,j} \times U_{i,j} \times T_{i,j} + (1 - A_{i,j}) \times (6 + U_{i,j} \times Z_{i,j})$$

and

$$Y_{i,j} = r(X_{i,j}) + \varepsilon_{i,j}, \text{ with } r(x) = x^2$$

Let the $A_{i,j}$ be independent Bernoulli random variables with parameter 0.5, $T = (T_{i,j})_{1 \leq i \leq n_1, 1 \leq j \leq n_2} = \text{GRF}(0, 5, 3)$, $Z = (Z_{i,j})_{1 \leq i \leq n_1, 1 \leq j \leq n_2} = \text{GRF}(0, \sigma, 3)$ and $\varepsilon = (\varepsilon_{i,j})_{1 \leq i \leq n_1, 1 \leq j \leq n_2} = \text{GRF}(0, 0.1, 3)$, where we denote by $\text{GRF}(\mu, \sigma^2, s)$ a stationary Gaussian random field with mean μ and covariance function defined by $C(h) = \sigma^2 \exp(-(\|h\|/s)^2)$, $h \in \mathbb{R}^2, s > 0, \sigma > 0$. The process $U = (U_{i,j})_{1 \leq i \leq n_1, 1 \leq j \leq n_2}$ allows to control the local dependence between the sites and is:

$$U_{i,j} = \frac{1}{n_1 \times n_2} \sum_{t,m} \exp(-\|(i,j) - (m,t)\|/a), \quad a > 0,$$

the greater a is, weaker is the spatial dependency. Accordingly, we provide simulation results obtained with different values of a ; $a = 5, 10, 20$, different grid sizes $n_1 = 25, n_2 = 25$ and $n_1 = 35, n_2 = 30$ and two variance parameters σ^2 ($\sigma = 5$ and 0.1). The model is replicated 100 times. We take kernels

$$K_2(x) = \begin{cases} 1 - 6x^2 + 6|x|^3 & \text{if } |x| < 0.5; \\ 2(1 - |x|)^3 & \text{if } 0.5 \leq |x| \leq 1; \\ 0 & \text{otherwise,} \end{cases}$$

and

$$K_1(x) = 0.75(1 - x^2)\mathbb{I}_{\{|x| < 1\}}.$$

satisfying assumption (H4). The smoothing parameters are computed using the cross-validation procedure as used in Dabo-Niang et al. (2016) using the mean absolute error

$$\text{MAE} = \frac{1}{n_1 \times n_2} \sum_{\mathbf{i} \in \mathcal{I}_n} \left| Y_{\mathbf{i}} - \hat{Y}_{\mathbf{i}} \right| \text{ with } \hat{Y}_{\mathbf{i}} = \tilde{Y}_{\mathbf{i}} \text{ or } \tilde{Y}_{\mathbf{i}}^{NW},$$

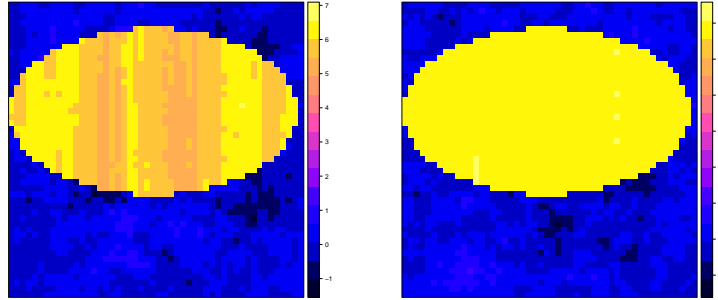
where

$$\tilde{Y}_{\mathbf{i}} = \frac{\sum_{\mathbf{j} \neq \mathbf{i}} Y_{\mathbf{j}} K_1\left(\frac{X_{\mathbf{i}} - X_{\mathbf{j}}}{H_{\mathbf{n}, X_{\mathbf{i}}}}\right) K_2\left(h_{\mathbf{n}, \mathbf{i}}^{-1} \left\| \frac{\mathbf{i} - \mathbf{j}}{\mathbf{n}} \right\| \right)}{\sum_{\mathbf{j} \neq \mathbf{i}} K_1\left(\frac{X_{\mathbf{i}} - X_{\mathbf{j}}}{H_{\mathbf{n}, X_{\mathbf{i}}}}\right) K_2\left(h_{\mathbf{n}, \mathbf{i}}^{-1} \left\| \frac{\mathbf{i} - \mathbf{j}}{\mathbf{n}} \right\| \right)}$$

and

$$\tilde{Y}_{\mathbf{i}}^{NW} = \frac{\sum_{\mathbf{j} \neq \mathbf{i}} Y_{\mathbf{j}} K_1\left(\frac{X_{\mathbf{i}} - X_{\mathbf{j}}}{h_{\mathbf{n}}}\right) K_2\left(\rho_{\mathbf{n}}^{-1} \left\| \frac{\mathbf{i} - \mathbf{j}}{\mathbf{n}} \right\| \right)}{\sum_{\mathbf{j} \neq \mathbf{i}} K_1\left(\frac{X_{\mathbf{i}} - X_{\mathbf{j}}}{h_{\mathbf{n}}}\right) K_2\left(\rho_{\mathbf{n}}^{-1} \left\| \frac{\mathbf{i} - \mathbf{j}}{\mathbf{n}} \right\| \right)}.$$

Figure 1: Two realizations of the random field with $a = 10$, $\sigma = 5$ (left) and $\sigma = .1$ (right) over a grid 50×50 .



The table 1 gives the average and standard deviations of the mean absolute errors of the both methods, over the 100 replications. The column entitled p-value, gives for each considered case, the p-value of a paired t-test performing in order to determine if the mean absolute error of the kernel prediction is significantly greater than that of mean absolute error of k -NN prediction. We notice that the k -NN method performs better than the kernel method in all cases of the spatial dependency parameter a and standard deviation parameter σ . In particular, k -NN method is more efficient than kernel method with very small p-value when the deviation is small, which highlight that k -NN method is more adapted to a local data structure.

Table 1: Average and standard deviation of the mean absolute errors associated to prediction by each method. The p-values are very closed to 0 and then they are replaced by the symbol (***) means that the corresponding p-value is closer to 0 than that of (**).

$n_1 \times n_2$	σ	a	Kernel method		k -NN method		p-value
			Mean	SD	Mean	SD	
25×25	5	5	0.303	0.0047	0.241	0.001	**
		10	0.548	0.0308	0.396	0.017	**
		20	0.747	0.0471	0.579	0.024	**
	0.1	5	0.289	0.0045	0.149	0.0001	***
		10	0.428	0.0052	0.198	0.0001	***
		20	0.629	0.0006	0.289	0.0012	***
35×30	5	5	0.235	0.002	0.208	0.0002	**
		10	0.367	0.009	0.288	0.0023	**
		20	0.476	0.010	0.405	0.0065	**
	0.1	5	0.169	0.001	0.141	0.00001	***
		10	0.271	0.002	0.178	0.00004	***
		20	0.482	0.004	0.241	0.00023	***

6 Application on fisheries data of West African Coast

Data comes from coastal demersal surveys off Senegalese coasts performed by the scientific team of the CRODT (Oceanographic Research Center of Dakar Thiaroye) in cold and hot season, in the North, Center and South areas, from 2001 to 2015. The fishing gear used is a standard fish trawl long of 31.82 m, with 33.9 m for the length of the bead, 24.5 m for the back rope and 45 mm for the size of the meshes stretched at the level of the pocket. Fishing stations were visited from sunrise to sunset (diurnal strokes) at the rate of 1/2 hour per station, according to the usual working methodology of the CRODT. They were essentially fired by stratified sampling, following double stratification by area (North, Center and South) and bathymetry (0 – 50 m, 50 – 100 m, 100 – 150 m and 150 – 200 m). The database includes 495 stations described, among other, by identifying variables (campaign, number of station or trawl), temporal (date, year, season, starting and ending trawl times, duration time and time stratum), spatial (starting and ending latitudes and longitudes, area, starting and ending depths, average depth and bathymetric strata) biological (species/group of species, family, zoological group and specific status) and environmental (sea bottom temperature (SBT), sea surface temperature (SST), sea bottom salinity (SBS) and sea surface salinity (SSS)). We note that the Senegalese and Mauritanian upwellings affect the spatial end seasonal distribution of coastal demersal fish. In this work, taking account the environment effect, we focus on classifying three species which are of economic interest in this west african part.

- *Dentex angolensis* (**Dentex**) is of Sparidae family. That family are coastal marine fish presents in tropical and temperate regions. *Dentex angolensis* is the most deep specie in Sparidae family. It is present at depths up to 200 m.

- *Pagrus caeruleostictus* (**Pagrus**) is an intertropical species belonging to the Sparidae family, very abundant in south of Dakar (center zone) between 15 and 35 m. It presents in cold waters ($< 15^{\circ}C$) between 10 to 90 m.
- *Galeoides decadactylus* (**Thiekem**) is of Polynemidae family that belongs to the coastal community of Sciaenidae. It is preferentially at a depth between 10 m and 20 m, but it is present up to 60 m. Migrations perpendicular to the coast are noted for fleeing waters where the oxygen level is too low. Thiekem is a specie of Guinean affinity, particularly abundant in the hot season in Senegal.

A preprocessing process has been applied on the dataset, which allowed us to identify the eventually covariates: SBT, SST, SBS, and SSS. Figure 3 illustrates the spatial variation of each of these selected covariates. Figure 2 presents the spatial repartition of the previous three species. For example, one can observe that **Thiekem** is very coastal specie mainly presents in depth between 10 and 20m. This means that **Thiekem** prefers a high temperature and lower surface salinity, see figure 3. We aim to compare the classification quality of our method (Kernel kNN) with that of the kernel method proposed by Dabo-Niang et al. (2016) and three other well known classification methods, namely:

- Basic k-NN classifier given by the `cadet` package where the spatial dependency is ignore, the number of neighbors is chosen by Cross validation (CV) method. Note that in addition to the previous covariates, the geographical coordinates (longitude and latitude) are considered as basic covariates.
- SVM (Support vector machines) with radial basis function defined in the `cadet` package. This model is drown with the same covariates of the previous classical k-NN classifier
- Classification by logit models. We select the best model in term of AIC (Akaike information criteria). That is a logit model with an intercept, longitude, latitude, SBS, and SBT as explanatory variables.

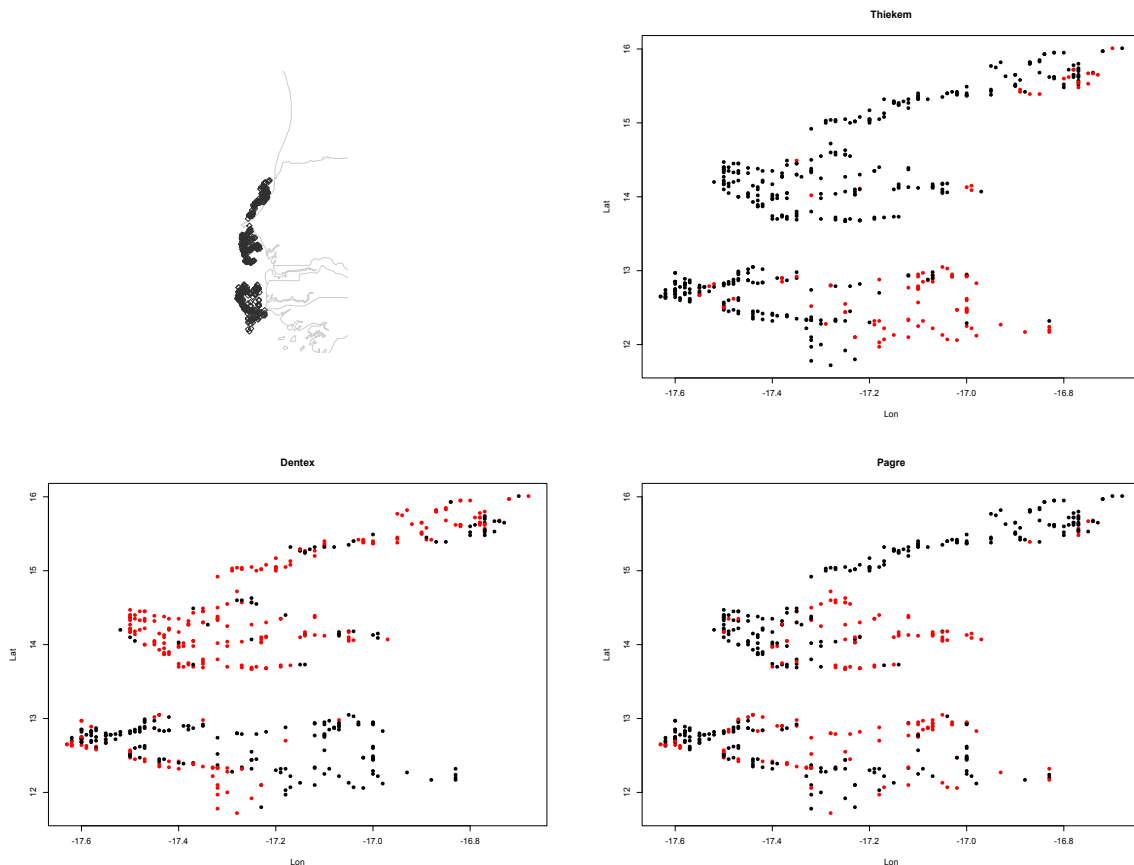
For each specie, the dataset is split in two samples: training and testing samples with respective sizes 80% and 20% of the whole sample size. Note that these two samples are selected randomly and have the same partition as that of the dataset. Cross validation method based on the correct classification rate (CCR), by using training sample is applied on each method to chose the optimal tune parameters. Several kernels have been used, some of them are not compactly bounded as in the theoretical hypotheses.

For the three species, the results of classification over the testing sample show differences between the various methods. For **Dentex** specie (see table 2), our k-NN kernel method gives the best CCR (85%) with 82% for the CCR over the first cluster ($Y = 0$) and 87% for second cluster ($Y = 1$). Note that the other methods fail to calibrate between the classification quality over the two classes together. For example SVM gives CCR equals to 82% with the best CCR over the second cluster equals to 89%, but it is less efficient for the first cluster, only 73%. The kernel method accounts only 45% for the second cluster and is efficient for the first one, 89%. Logit model seems to be not adapted to the dataset, this would be related to eventual no linear relationship.

For **Pagrus** specie (see table 3), the kernel method performs with 83% of total CCR with 94% and 58% for the two clusters respectively. Note that all methods have difficulties to predict well the elements of the second cluster.

For **Thiekem** specie (see table 4), all methods gives good results with CCR around 90%. The proposed k-NN method seems to be very adaptable to this case, it gives a total CCR equals to 96% with 98% and 85% for the respective two clusters when one use biweight and gaussian kernels.

Figure 2: Spatial fish positions. Red points indicate the presence of coastal demersal fish (**Dentex**, **Pagre**, **Thiekem**) in corresponding site.



7 Conclusion

In this work, we propose a k -nearest neighbors method to define a nonparametric spatial predictor and discrimination for non-strictly stationary spatial processes. The originality of the proposed method is to take into account both the distance between sites and that between the observations. We give an extension of the recent work of Dabo-Niang et al. (2016) on spatial kernel predictor of

Figure 3: Spatial variation of temperature and salinity in bottom and surface.

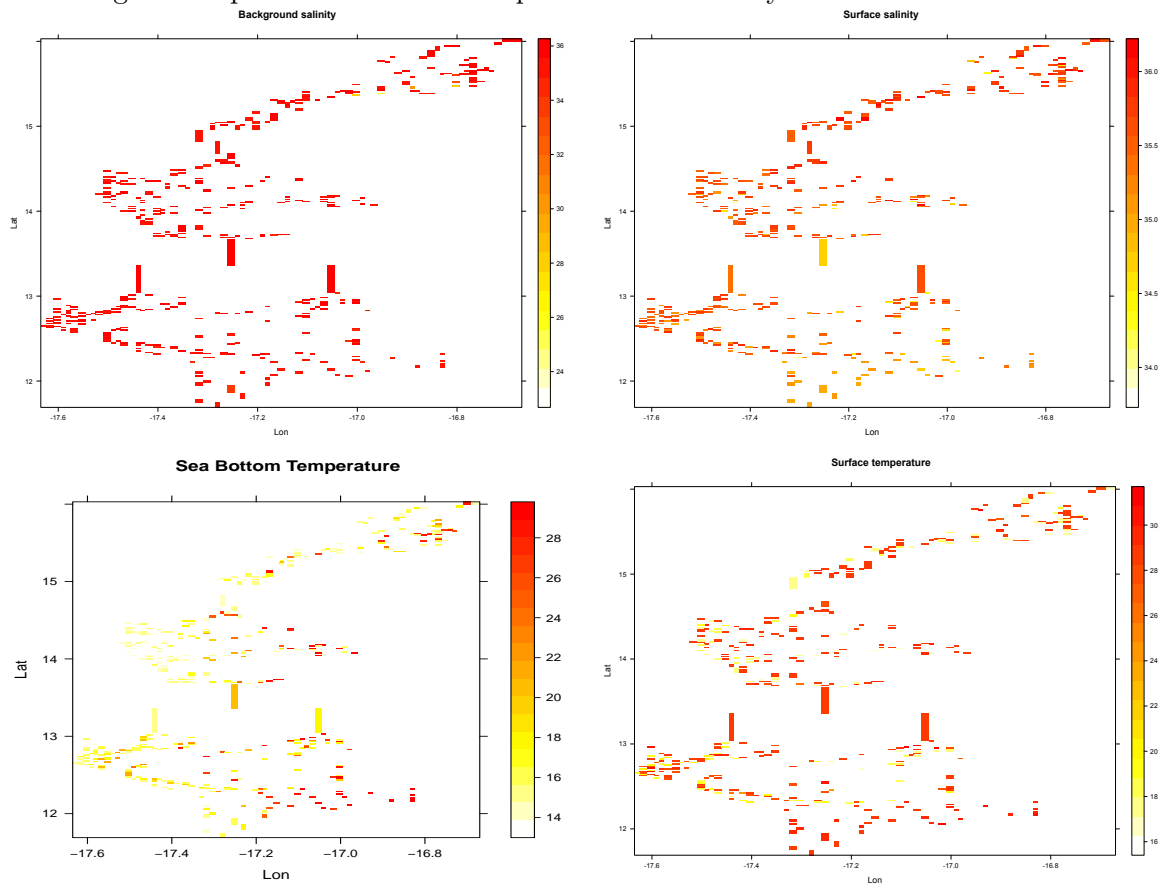


Table 2: Correct classification rates of **Dentex** over the testing sample.

		kNN kernel method			kernel method		
		CCR for:			CCR for :		
K_1	K_2	All	$Y = 1$	$Y = 0$	All	$Y = 1$	$Y = 0$
Biweight	Biweight	0.765	0.717	0.822	0.653	0.453	0.889
	Epanechnikov	0.735	0.679	0.800	0.653	0.453	0.889
	Gaussian	0.776	0.830	0.711	0.653	0.453	0.889
	Indicator	0.745	0.698	0.800	0.673	0.528	0.844
	Parzen	0.724	0.623	0.844	0.673	0.528	0.844
	Triangular	0.694	0.604	0.800	0.673	0.528	0.844
Epanechnikov	Biweight	0.745	0.755	0.733	0.612	0.396	0.867
	Epanechnikov	0.694	0.566	0.844	0.612	0.396	0.867
	Gaussian	0.765	0.792	0.733	0.551	0.265	0.889
	Indicator	0.714	0.623	0.822	0.633	0.453	0.844
	Parzen	0.745	0.698	0.800	0.643	0.509	0.800
	Triangular	0.724	0.755	0.689	0.633	0.453	0.844
Gaussian	Biweight	0.837	0.849	0.822	0.745	0.774	0.711
	Epanechnikov	0.847	0.868	0.822	0.745	0.736	0.756
	Gaussian	0.786	0.830	0.733	0.694	0.698	0.689
	Indicator	0.786	0.830	0.733	0.694	0.698	0.689
	Parzen	0.806	0.868	0.733	0.724	0.660	0.800
	Triangular	0.837	0.849	0.822	0.735	0.736	0.733
Triangular	Biweight	0.684	0.547	0.844	0.653	0.509	0.822
	Epanechnikov	0.714	0.642	0.800	0.653	0.509	0.822
	Gaussian	0.745	0.755	0.733	0.643	0.453	0.867
	Indicator	0.776	0.717	0.844	0.643	0.453	0.867
	Parzen	0.735	0.660	0.822	0.653	0.509	0.822
	Triangular	0.724	0.698	0.756	0.653	0.472	0.867
Others methods							
kNN classic		0.776	0.811	0.733			
SVM		0.816	0.887	0.733			
Logit model		0.714	0.774	0.644			

a stationary multivariate process. We also extend the kernel discrimination rule of Younso (2017) for multivariate strict stationary spatial processes and two cluster. We provide asymptotic results, simulation results on the predictor. This discrimination rule is applied to a prediction problem through an environmental fishing dataset. The numerical results show that proposed k -nearest neighbors method outperforms kernel methods, particularly in presence of a local spatial data structure. This is well known in the case of non-spatial data. One can then see the proposed methodology as a good alternative to the classical k -nearest neighbors approach for spatial data of Li & Tran (2009) and Younso (2017) that does not take into account the proximity between

Table 3: Correct classification rates of **Pagrus** over the testing sample.

		kNN kernel method			kernel method		
		CCR for:			CCR for :		
K_1	K_2	All	$Y = 1$	$Y = 0$	All	$Y = 1$	$Y = 0$
Biweight	Biweight	0.724	0.452	0.851	0.704	0.097	0.985
	Epanechnikov	0.694	0.355	0.851	0.704	0.097	0.985
	Gaussian	0.755	0.581	0.836	0.684	0.00	1.00
	Indicator	0.745	0.452	0.881	0.714	0.323	0.896
	Parzen	0.663	0.258	0.851	0.694	0.032	1.00
	Triangular	0.663	0.419	0.776	0.704	0.097	0.985
Epanechnikov	Biweight	0.694	0.419	0.821	0.694	0.032	1.00
	Epanechnikov	0.714	0.323	0.896	0.694	0.032	1.00
	Gaussian	0.796	0.581	0.896	0.714	0.226	0.940
	Indicator	0.694	0.323	0.866	0.745	0.484	0.866
	Parzen	0.724	0.387	0.881	0.755	0.419	0.910
	Triangular	0.694	0.452	0.806	0.694	0.032	1.00
Gaussian	Biweight	0.735	0.613	0.791	0.776	0.645	0.836
	Epanechnikov	0.745	0.581	0.821	0.786	0.452	0.940
	Gaussian	0.724	0.452	0.851	0.827	0.581	0.940
	Indicator	0.745	0.581	0.821	0.786	0.452	0.940
	Parzen	0.714	0.548	0.791	0.786	0.452	0.940
	Triangular	0.765	0.581	0.851	0.776	0.6452	0.836
Triangular	Biweight	0.724	0.516	0.821	0.755	0.452	0.896
	Epanechnikov	0.673	0.387	0.806	0.714	0.129	0.985
	Gaussian	0.745	0.581	0.821	0.745	0.387	0.91
	Indicator	0.714	0.323	0.896	0.745	0.355	0.925
	Parzen	0.704	0.387	0.851	0.694	0.032	1.00
	Triangular	0.745	0.581	0.821	0.714	0.129	0.985
Others methods							
kNN classic		0.735	0.516	0.836			
SVM		0.786	0.452	0.940			
Logit model		0.704	0.258	0.910			

locations.

8 Appendix

We start to introduce these followings technical lemmas that will permit us to handle the difficulties induced by the random bandwidth $H_{\mathbf{n},x}$ in the expression of the function $r_{\text{kNN}}(x)$. These technical lemmas represent adaptation of the results given in Collomb (1980) (for independent multivariate data) and their generalized version by Burba et al. (2009), Kudraszow & Vieu (2013) (for

Table 4: Correct classification of **Thiekem** over the testing sample.

		kNN kernel method			kernel method		
K_1	K_2	CCR for:			CCR for :		
		All	$Y = 1$	$Y = 0$	All	$Y = 1$	$Y = 0$
Biweight	Biweight	0.837	0.45	0.936	0.847	0.25	1.00
	Epanechnikov	0.867	0.60	0.936	0.847	0.45	0.949
	Gaussian	0.959	0.85	0.987	0.827	0.35	0.949
	Indicator	0.867	0.45	0.974	0.857	0.45	0.962
	Parzen	0.857	0.50	0.949	0.827	0.25	0.974
	Triangular	0.939	0.75	0.987	0.827	0.25	0.974
Epanechnikov	Biweight	0.898	0.70	0.949	0.868	0.50	0.962
	Epanechnikov	0.960	0.80	1.00	0.847	0.45	0.949
	Gaussian	0.929	0.70	0.987	0.827	0.25	0.974
	Indicator	0.949	0.80	0.987	0.827	0.15	1.00
	Parzen	0.949	0.80	0.987	0.837	0.20	1.00
	Triangular	0.939	0.75	0.987	0.837	0.35	0.962
Gaussian	Biweight	0.878	0.70	0.923	0.878	0.65	0.936
	Epanechnikov	0.888	0.60	0.962	0.878	0.65	0.936
	Gaussian	0.929	0.70	0.987	0.888	0.55	0.974
	Indicator	0.908	0.65	0.974	0.898	0.70	0.949
	Parzen	0.888	0.75	0.923	0.878	0.65	0.936
	Triangular	0.908	0.65	0.974	0.878	0.65	0.936
Triangular	Biweight	0.929	0.80	0.962	0.867	0.50	0.962
	Epanechnikov	0.918	0.70	0.974	0.796	0.00	1.00
	Gaussian	0.939	0.75	0.987	0.847	0.40	0.962
	Indicator	0.929	0.70	0.987	0.847	0.35	0.974
	Parzen	0.908	0.75	0.949	0.867	0.50	0.962
	Triangular	0.929	0.75	0.974	0.857	0.50	0.949
Others methods							
kNN classic		0.857	0.4	0.974			
SVM		0.908	0.75	0.95			
Logit model		0.878	0.75	0.91			

independent functional data).

Technical Lemmas

For $x \in D$, we define

$$c_{\mathbf{n}}(H_{\mathbf{n},x}) = \frac{\sum_{\mathbf{i} \in \mathcal{I}_{\mathbf{n},s_0 \neq \mathbf{i}}} Y_{\mathbf{i}} K_1 \left(\frac{x - X_{\mathbf{i}}}{H_{\mathbf{n},x}} \right) K_2 \left(h_{\mathbf{n},s_0}^{-1} \left\| \frac{s_0 - \mathbf{i}}{\mathbf{n}} \right\| \right)}{\sum_{\mathbf{i} \in \mathcal{I}_{\mathbf{n},s_0 \neq \mathbf{i}}} K_1 \left(\frac{x - X_{\mathbf{i}}}{H_{\mathbf{n},x}} \right) K_2 \left(h_{\mathbf{n},s_0}^{-1} \left\| \frac{s_0 - \mathbf{i}}{\mathbf{n}} \right\| \right)},$$

and

$$\forall \mathbf{n} \in (\mathbb{N}^*)^N \quad v_{\mathbf{n}} = \left(\frac{k_{\mathbf{n}}}{\hat{\mathbf{n}}} \right)^{1/d} + \left(\frac{\hat{\mathbf{n}} \log(\hat{\mathbf{n}})}{k'_{\mathbf{n}} k_{\mathbf{n}}} \right)^{1/2}.$$

For all $\beta \in]0, 1[$ and $x \in D$, let

$$D_{\mathbf{n}}^-(\beta, x) = \left(\frac{k_{\mathbf{n}}}{cf(x)\hat{\mathbf{n}}} \right)^{1/d} \beta^{1/2d}, \quad D_{\mathbf{n}}^+(\beta, x) = \left(\frac{k_{\mathbf{n}}}{cf(x)\hat{\mathbf{n}}} \right)^{1/d} \beta^{-1/2d} \quad (15)$$

where c is the volume of the unit sphere in \mathbb{R}^d . It is clear that

$$\forall \mathbf{n} \in (\mathbb{N}^*)^N, \forall x \in D \quad D_{\mathbf{n}}^-(\beta, x) \leq D_{\mathbf{n}}^+(\beta, x).$$

Lemma 8.1 *If the following conditions are verified:*

$$(L_1) \quad \mathbb{I}_{[D_{\mathbf{n}}^-(\beta, x) \leq H_{\mathbf{n}, x} \leq D_{\mathbf{n}}^+(\beta, x), \forall x \in D]} \longrightarrow 1 \quad a.co.$$

$$(L_2) \quad \sup_{x \in D} \left| \frac{\sum_{\mathbf{i} \in \mathcal{I}_{\mathbf{n}, \mathbf{s}_0} \neq \mathbf{i}} K_1 \left(\frac{x - X_{\mathbf{i}}}{D_{\mathbf{n}}^-(\beta, x)} \right) K_2 \left(h_{\mathbf{n}, \mathbf{s}_0}^{-1} \left\| \frac{\mathbf{s}_0 - \mathbf{i}}{\mathbf{n}} \right\| \right)}{\sum_{\mathbf{i} \in \mathcal{I}_{\mathbf{n}, \mathbf{s}_0} \neq \mathbf{i}} K_1 \left(\frac{x - X_{\mathbf{i}}}{D_{\mathbf{n}}^+(\beta, x)} \right) K_2 \left(h_{\mathbf{n}, \mathbf{s}_0}^{-1} \left\| \frac{\mathbf{s}_0 - \mathbf{i}}{\mathbf{n}} \right\| \right)} - \beta \right| \longrightarrow 0 \quad a.co.$$

$$(L_3) \quad \sup_{x \in D} |c_{\mathbf{n}}(D_{\mathbf{n}}^-(\beta, x)) - r(x)| \longrightarrow 0 \quad a.co., \quad \sup_{x \in D} |c_{\mathbf{n}}(D_{\mathbf{n}}^+(\beta, x)) - r(x)| \longrightarrow 0 \quad a.co.,$$

then we have $\sup_{x \in D} |c_{\mathbf{n}}(H_{\mathbf{n}, x}) - r(x)| \longrightarrow 0 \quad a.co.$

Lemma 8.2 *Under the following conditions:*

$$(L_1) \quad \mathbb{I}_{[D_{\mathbf{n}}^-(\beta, x) \leq H_{\mathbf{n}, x} \leq D_{\mathbf{n}}^+(\beta, x), \forall x \in D]} \longrightarrow 1 \quad a.co.$$

$$(L_2') \quad \sup_{x \in D} \left| \frac{\sum_{\mathbf{i} \in \mathcal{I}_{\mathbf{n}, \mathbf{s}_0} \neq \mathbf{i}} K_1 \left(\frac{x - X_{\mathbf{i}}}{D_{\mathbf{n}}^-(\beta, x)} \right) K_2 \left(h_{\mathbf{n}, \mathbf{s}_0}^{-1} \left\| \frac{\mathbf{s}_0 - \mathbf{i}}{\mathbf{n}} \right\| \right)}{\sum_{\mathbf{i} \in \mathcal{I}_{\mathbf{n}, \mathbf{s}_0} \neq \mathbf{i}} K_1 \left(\frac{x - X_{\mathbf{i}}}{D_{\mathbf{n}}^+(\beta, x)} \right) K_2 \left(h_{\mathbf{n}, \mathbf{s}_0}^{-1} \left\| \frac{\mathbf{s}_0 - \mathbf{i}}{\mathbf{n}} \right\| \right)} - \beta \right| = \mathcal{O}(v_{\mathbf{n}}) \quad a.co.$$

$$(L_3') \quad \sup_{x \in D} |c_{\mathbf{n}}(D_{\mathbf{n}}^-(\beta, x)) - r(x)| = \mathcal{O}(v_{\mathbf{n}}) \quad a.co.,$$

$$\sup_{x \in D} |c_{\mathbf{n}}(D_{\mathbf{n}}^+(\beta, x)) - r(x)| = \mathcal{O}(v_{\mathbf{n}}) \quad a.co.,$$

we have, $\sup_{x \in D} |c_{\mathbf{n}}(H_{\mathbf{n}, x}) - r(x)| = \mathcal{O}(v_{\mathbf{n}}) \quad a.co.$

The proof Lemma 8.2 is similar as in Collomb (1980) and is therefore not presented here. Whereas that of lemma 8.1 is a particular case of the proof of Lemma 8.2 when taking $v_{\mathbf{n}} = 1$ and $C = 1$.

Proofs of Lemma 3.1 and Lemma 3.2

Since the proof of Lemma 3.1 is based on the result of Lemma 8.1, it is sufficient to check conditions (L_1) , (L_2) and (L_3) . For the proof of Lemma 3.2, it suffices to check conditions (L'_2) and (L'_3) . To check the condition (L_1) we will need to use the following two lemmas.

Lemma 8.3 (*Ibragimov & Linnik (1971) or Deo (1973)*)

i) We assume that the condition (5) of the dependence is satisfied. We denote by $\mathcal{L}_r(\mathcal{F})$ the class \mathcal{F} -mesurable of random variables X satisfying $\|X\|_r := (E(|X|^r))^{1/r} < \infty$. Let $X \in \mathcal{L}_r(\mathcal{B}(E))$ and $Y \in \mathcal{L}_s(\mathcal{B}(E'))$. Let $1 \leq r, s, t \leq \infty$ such that $\frac{1}{r} + \frac{1}{s} + \frac{1}{t} = 1$. Then

$$\begin{aligned} |E(XY) - E(X)E(Y)| &\leq \\ \|X\|_r \|Y\|_s \left\{ \psi \left(\text{Card}(E), \text{Card}(E') \right) \varphi \left(\text{dist}(E, E') \right) \right\}^{1/t}. \end{aligned} \quad (16)$$

ii) For random variables bounded with probability 1, we have

$$\begin{aligned} |E(XY) - E(X)E(Y)| &\leq \\ C\psi \left(\text{Card}(E), \text{Card}(E') \right) \varphi \left(\text{dist}(E, E') \right). \end{aligned} \quad (17)$$

Lemma 8.4 *Under assumptions of Theorem 3.1, we have*

$$S_{\mathbf{n}} + R_{\mathbf{n}} = \mathcal{O}(\hat{\mathbf{n}}\delta_{\mathbf{n}})$$

where

$$\begin{aligned} \Lambda_{\mathbf{i}} &= \mathbb{I}_{B(x, D_{\mathbf{n}})}(X_{\mathbf{i}}), \quad \mathbf{i} \in \mathcal{I}_{\mathbf{n}}, \quad \delta_{\mathbf{n}} = \mathbb{P}(\|X - x\| < D_{\mathbf{n}}), \quad D_{\mathbf{n}}^d = \mathcal{O}\left(\frac{k_{\mathbf{n}}}{\hat{\mathbf{n}}}\right) \\ S_{\mathbf{n}} &= \sum_{\mathbf{i} \in \mathcal{I}_{\mathbf{n}}} \text{Var}(\Lambda_{\mathbf{i}}) \quad \text{and} \quad R_{\mathbf{n}} = \sum_{\mathbf{i} \in \mathcal{I}_{\mathbf{n}}} \sum_{\substack{\mathbf{j} \in \mathcal{I}_{\mathbf{n}} \\ \mathbf{j} \neq \mathbf{i}}} |\text{Cov}(\Lambda_{\mathbf{i}}, \Lambda_{\mathbf{j}})| \end{aligned}$$

where $B(x, \varepsilon)$ denote the closed ball of \mathbb{R}^d with center x and radius ε .

Proof of Lemma 8.4

Let $\delta_{\mathbf{n}, \mathbf{i}} = \mathbb{P}(\|X_{\mathbf{i}} - x\| < D_{\mathbf{n}})$, we can deduce that

$$S_{\mathbf{n}} = \sum_{\mathbf{i} \in \mathcal{I}_{\mathbf{n}}} \text{Var}(\Lambda_{\mathbf{i}}) = \sum_{\mathbf{i} \in \mathcal{I}_{\mathbf{n}}} \delta_{\mathbf{n}, \mathbf{i}}(1 - \delta_{\mathbf{n}, \mathbf{i}}) = \mathcal{O}(\hat{\mathbf{n}}\delta_{\mathbf{n}})$$

by the following results. Under the lipschitz condition of f (assumption (H1)), we have

$$\delta_{\mathbf{n}} = cf(x)D_{\mathbf{n}}^d + \mathcal{O}\left(D_{\mathbf{n}}^{d+1}\right). \quad (18)$$

and for all $\mathbf{i} \in \mathcal{I}_{\mathbf{n}}$, we deduce that

$$\delta_{\mathbf{n},\mathbf{i}} = \mathcal{O}(\delta_{\mathbf{n}}) = \mathcal{O}\left(\frac{k_{\mathbf{n}}}{\hat{\mathbf{n}}}\right), \quad (19)$$

in addition, For $R_{\mathbf{n}}$, note that by (H5) and for each $\mathbf{j} \neq \mathbf{i}$

$$\begin{aligned} |\text{Cov}(\Lambda_{\mathbf{i}}, \Lambda_{\mathbf{j}})| &= |\mathbb{P}(\|X_{\mathbf{i}} - x\| < D_{\mathbf{n}}, \|X_{\mathbf{j}} - x\| < D_{\mathbf{n}}) \\ &\quad - \mathbb{P}(\|X_{\mathbf{i}} - x\| < D_{\mathbf{n}}) \mathbb{P}(\|X_{\mathbf{j}} - x\| < D_{\mathbf{n}})| \\ &\leq \int_{B(x, D_{\mathbf{n}}) \times B(x, D_{\mathbf{n}})} |f_{X_{\mathbf{i}}, X_{\mathbf{j}}}(u, v) - f_{\mathbf{i}}(u) f_{\mathbf{j}}(v)| \, dudv \\ &\leq CD_{\mathbf{n}}^{2d} \leq C\delta_{\mathbf{n}}^2 \end{aligned} \quad (20)$$

since by (18)

$$\frac{D_{\mathbf{n}}^d}{\delta_{\mathbf{n}}} \rightarrow \frac{1}{cf(x)}, \quad \text{as } \mathbf{n} \rightarrow \infty.$$

Using Lemma 8.3, we can write for $r = s = 4$

$$\begin{aligned} |\text{Cov}(\Lambda_{\mathbf{i}}, \Lambda_{\mathbf{j}})| &\leq C [E(\Lambda_{\mathbf{i}}^4) E(\Lambda_{\mathbf{j}}^4)]^{1/4} (\psi(1, 1) \varphi(\|\mathbf{i} - \mathbf{j}\|))^{1/2} \\ &\leq C\delta_{\mathbf{n}}^{1/2} \varphi(\|\mathbf{i} - \mathbf{j}\|)^{1/2}. \end{aligned} \quad (21)$$

Let $q_{\mathbf{n}}$ be a sequence of real numbers defined as $q_{\mathbf{n}}^N = \mathcal{O}\left(\frac{\hat{\mathbf{n}}}{k_{\mathbf{n}}}\right)$, $S = \{\mathbf{i}, \mathbf{j} \in \mathcal{I}_{\mathbf{n}}, 0 < \|\mathbf{i} - \mathbf{j}\| \leq q_{\mathbf{n}}\}$ and S^c its complementary in $\mathcal{I}_{\mathbf{n}}$ and write

$$R_{\mathbf{n}} = \sum_{\mathbf{i}, \mathbf{j} \in S} |\text{Cov}(\Lambda_{\mathbf{i}}, \Lambda_{\mathbf{j}})| + \sum_{\mathbf{i}, \mathbf{j} \in S^c} |\text{Cov}(\Lambda_{\mathbf{i}}, \Lambda_{\mathbf{j}})| = R_{\mathbf{n}}^{(1)} + R_{\mathbf{n}}^{(2)}.$$

According to the definitions of $q_{\mathbf{n}}$ and S , and equation (20), it is that

$$R_{\mathbf{n}}^{(1)} \leq C\delta_{\mathbf{n}}^2 \sum_{\mathbf{i}, \mathbf{j} \in S} 1 \leq C\delta_{\mathbf{n}}^2 \hat{\mathbf{n}} q_{\mathbf{n}}^N \leq C\hat{\mathbf{n}} \delta_{\mathbf{n}} \frac{\delta_{\mathbf{n}} \hat{\mathbf{n}}}{k_{\mathbf{n}}} \leq C\hat{\mathbf{n}} \delta_{\mathbf{n}}$$

since by (18), $\frac{\delta_{\mathbf{n}} \hat{\mathbf{n}}}{k_{\mathbf{n}}} \rightarrow C$ as $\mathbf{n} \rightarrow \infty$. Then, we have $R_{\mathbf{n}}^{(1)} = \mathcal{O}(\hat{\mathbf{n}} \delta_{\mathbf{n}})$.

In addition, by (6) and (21), we get

$$\begin{aligned} R_{\mathbf{n}}^{(2)} &\leq C\delta_{\mathbf{n}}^{1/2} \sum_{\mathbf{i}, \mathbf{j} \in S^c} \varphi(\|\mathbf{i} - \mathbf{j}\|)^{1/2} = C\delta_{\mathbf{n}}^{1/2} \hat{\mathbf{n}} \sum_{\|\mathbf{i}\| \geq q_{\mathbf{n}}} \varphi(\|\mathbf{i}\|)^{1/2} \\ &= C\delta_{\mathbf{n}} \hat{\mathbf{n}} \delta_{\mathbf{n}}^{-1/2} \sum_{\|\mathbf{i}\| \geq q_{\mathbf{n}}} \varphi(\|\mathbf{i}\|)^{1/2} \leq C\delta_{\mathbf{n}} \hat{\mathbf{n}} \left(\frac{k_{\mathbf{n}}}{\hat{\mathbf{n}}}\right)^{-1/2} \sum_{\|\mathbf{i}\| \geq q_{\mathbf{n}}} \varphi(\|\mathbf{i}\|)^{1/2} \\ &\leq C\delta_{\mathbf{n}} \hat{\mathbf{n}} \sum_{\|\mathbf{i}\| \geq q_{\mathbf{n}}} \|\mathbf{i}\|^{(N-\theta)/2} \leq C\delta_{\mathbf{n}} \hat{\mathbf{n}}. \end{aligned}$$

This last implies that $R_{\mathbf{n}}^{(2)} = \mathcal{O}(\hat{\mathbf{n}} \delta_{\mathbf{n}})$. Finally, the result follows:

$$R_{\mathbf{n}} = \mathcal{O}(\hat{\mathbf{n}} \delta_{\mathbf{n}}) \text{ and } S_{\mathbf{n}} + R_{\mathbf{n}} = \mathcal{O}(\hat{\mathbf{n}} \delta_{\mathbf{n}}).$$

Verification of (L_1)

Let $\varepsilon_{\mathbf{n}} = \frac{1}{2}\varepsilon_0 (k_{\mathbf{n}}/\hat{\mathbf{n}})^{1/d}$ with $\varepsilon_0 > 0$ and let $N_{\varepsilon_{\mathbf{n}}} = \mathcal{O}(\varepsilon_{\mathbf{n}}^{-d})$ be a positive integer. Since D is compact, one can cover it by $N_{\varepsilon_{\mathbf{n}}}$ closed balls in \mathbb{R}^d of centers $x_i \in D$, $i = 1, \dots, N_{\varepsilon_{\mathbf{n}}}$ and radius $\varepsilon_{\mathbf{n}}$. Let us show that

$$\mathbb{I}_{[D_{\mathbf{n}}^-(\beta, x) \leq H_{\mathbf{n}, x} \leq D_{\mathbf{n}}^+(\beta, x), \forall x \in D]} \longrightarrow 1 \quad a.co.$$

which can be written as, $\forall \eta > 0$,

$$\sum_{\mathbf{n} \in \mathbb{N}^{*N}} \mathbb{P}(|\mathbb{I}_{[D_{\mathbf{n}}^-(\beta, x) \leq H_{\mathbf{n}, x} \leq D_{\mathbf{n}}^+(\beta, x), \forall x \in D]} - 1| > \eta) < \infty.$$

We have

$$\begin{aligned} & \mathbb{P}(|\mathbb{I}_{[D_{\mathbf{n}}^-(\beta, x) \leq H_{\mathbf{n}, x} \leq D_{\mathbf{n}}^+(\beta, x), \forall x \in D]} - 1| > \eta) \\ & \leq \mathbb{P}\left(\inf_{x \in D} (H_{\mathbf{n}, x} - D_{\mathbf{n}}^-(\beta, x)) < 0\right) + \mathbb{P}\left(\sup_{x \in D} (H_{\mathbf{n}, x} - D_{\mathbf{n}}^+(\beta, x)) > 0\right) \\ & \leq \mathbb{P}\left(\min_{1 \leq i \leq N_{\varepsilon_{\mathbf{n}}}} (H_{\mathbf{n}, x_i} - D_{\mathbf{n}}^-(\beta, x_i)) < 2\varepsilon_{\mathbf{n}}\right) + \mathbb{P}\left(\max_{1 \leq i \leq N_{\varepsilon_{\mathbf{n}}}} (H_{\mathbf{n}, x_i} - D_{\mathbf{n}}^+(\beta, x_i)) > -2\varepsilon_{\mathbf{n}}\right) \\ & \leq N_{\varepsilon_{\mathbf{n}}} \max_{1 \leq i \leq N_{\varepsilon_{\mathbf{n}}}} \mathbb{P}(H_{\mathbf{n}, x_i} < D_{\mathbf{n}}^-(\beta, x_i) + 2\varepsilon_{\mathbf{n}}) \\ & \quad + N_{\varepsilon_{\mathbf{n}}} \max_{1 \leq i \leq N_{\varepsilon_{\mathbf{n}}}} \mathbb{P}(H_{\mathbf{n}, x_i} > D_{\mathbf{n}}^+(\beta, x_i) - 2\varepsilon_{\mathbf{n}}). \end{aligned} \quad (22)$$

Let us evaluate the first term in the right-hand side of (22), without ambiguity we ignore the i index in x_i . Remark that

$$\mathbb{P}(H_{\mathbf{n}, x} < D_{\mathbf{n}}^-(\beta, x) + 2\varepsilon_{\mathbf{n}}) \leq \mathbb{P}\left(\sum_{i \in \mathcal{I}_{\mathbf{n}}} \mathbb{I}_{B(x, D_{\mathbf{n}}^-(\beta, x) + 2\varepsilon_{\mathbf{n}})}(X_i) > k_{\mathbf{n}}\right) \quad (23)$$

$$\leq \mathbb{P}\left(\sum_{i \in \mathcal{I}_{\mathbf{n}}} \xi_i > k_{\mathbf{n}} - \hat{\mathbf{n}}\delta_{\mathbf{n}}\right) \quad (24)$$

$$\leq \mathbb{P}\left(\sum_{i \in \mathcal{I}_{\mathbf{n}}} \xi_i > Ck_{\mathbf{n}}(1 - \beta^{1/2})\right) := P_{1, \mathbf{n}} \quad (25)$$

where $\xi_i = \Lambda_i - \delta_{\mathbf{n}, i}$ is centered, Λ_i is defined in Lemma 8.4 when we replace $D_{\mathbf{n}}$ by $D_{\mathbf{n}}^- + 2\varepsilon_{\mathbf{n}}$. From (23), we get (24) by (18) while result (24) permits to get (25) by the help of the following. In fact, according to the definition of $D_{\mathbf{n}}^-$ in (15), when we replace $D_{\mathbf{n}}$ by $D_{\mathbf{n}}^- + 2\varepsilon_{\mathbf{n}}$ in (18), we get

$$\hat{\mathbf{n}}\delta_{\mathbf{n}} - k_{\mathbf{n}} \left(\varepsilon_0(cf(x))^d + \beta^{1/2d}\right)^d = o(k_{\mathbf{n}}) \quad (26)$$

then we have for all $\varepsilon_1 > 0$,

$$k_{\mathbf{n}} - \hat{\mathbf{n}}\delta_{\mathbf{n}} > k_{\mathbf{n}} \left(1 - \left(\varepsilon_0(cf(x))^d + \beta^{1/2d}\right)^d - \varepsilon_1\right).$$

Then, for ε_1 and ε_0 very small such that $1 - (\varepsilon_0(cf(x))^d + \beta^{1/2d})^d - \varepsilon_1 > 0$, we can find some constant $C > 0$ such that

$$k_{\mathbf{n}} - \hat{\mathbf{n}}\delta_{\mathbf{n}} > Ck_{\mathbf{n}}(1 - \beta^{1/2}). \quad (27)$$

For the second term in the right-hand side of (22),

$$\mathbb{P}(H_{\mathbf{n},x} > D_{\mathbf{n}}^+(\beta, x) - 2\varepsilon_{\mathbf{n}}) \leq \mathbb{P}\left(\sum_{\mathbf{i} \in \mathcal{I}_{\mathbf{n}}} (1 - \mathbb{I}_{B(x, D_{\mathbf{n}}^+(\beta, x) - 2\varepsilon_{\mathbf{n}})}(X_{\mathbf{i}})) > \hat{\mathbf{n}} - k_{\mathbf{n}}\right) \quad (28)$$

$$\leq \mathbb{P}\left(\sum_{\mathbf{i} \in \mathcal{I}_{\mathbf{n}}} \Delta_{\mathbf{i}} > \hat{\mathbf{n}}\delta_{\mathbf{n}} - k_{\mathbf{n}}\right) \quad (29)$$

$$\leq \mathbb{P}\left(\sum_{\mathbf{i} \in \mathcal{I}_{\mathbf{n}}} \Delta_{\mathbf{i}} > Ck_{\mathbf{n}}(\beta^{-1/2} - 1)\right) := P_{2,\mathbf{n}} \quad (30)$$

with $\Delta_{\mathbf{i}} = \delta_{\mathbf{n},\mathbf{i}} - \Lambda_{\mathbf{i}}$ is centered, $\Lambda_{\mathbf{i}}$ is defined in Lemma 8.4 replacing $D_{\mathbf{n}}$ by $D_{\mathbf{n}}^+ - 2\varepsilon_{\mathbf{n}}$. Result (29) is obtained by (18). To prove (30) remark that by $D_{\mathbf{n}}^+$ in (15), when replacing $D_{\mathbf{n}}$ by $D_{\mathbf{n}}^+ - 2\varepsilon_{\mathbf{n}}$ in (18), we get

$$\hat{\mathbf{n}}\delta_{\mathbf{n}} - k_{\mathbf{n}} \left(\beta^{-1/2d} - \varepsilon_0(cf(x))^d\right)^d = o(k_{\mathbf{n}}). \quad (31)$$

Thus for all $\varepsilon_2 > 0$, it is easy to see that

$$\hat{\mathbf{n}}\delta_{\mathbf{n}} - k_{\mathbf{n}} > k_{\mathbf{n}} \left(\left(\beta^{-1/2d} - \varepsilon_0(cf(x))^d\right)^d - 1 - \varepsilon_2\right),$$

so for ε_2 and ε_0 small enough such that $\left(\left(\beta^{-1/2d} - \varepsilon_0(cf(x))^d\right)^d - 1 - \varepsilon_2\right) > 0$, there is $C > 0$ such that

$$\hat{\mathbf{n}}\delta_{\mathbf{n}} - k_{\mathbf{n}} > Ck_{\mathbf{n}}(\beta^{-1/2} - 1). \quad (32)$$

Now, it suffices to prove that

$$\sum_{\mathbf{n} \in \mathbb{N}^{*N}} N_{\varepsilon_{\mathbf{n}}} P_{1,\mathbf{n}} < \infty \quad \text{and} \quad \sum_{\mathbf{n} \in \mathbb{N}^{*N}} N_{\varepsilon_{\mathbf{n}}} P_{2,\mathbf{n}} < \infty.$$

Let us consider $P_{1,\mathbf{n}}$

This proof is based on the classical spatial block decomposition of the sum $\sum_{\mathbf{i} \in \mathcal{I}_{\mathbf{n}}} \xi_{\mathbf{i}}$ similarly to Tran (1990). Without loss of generality, we assume that $n_l = 2bq_l$, $l = 1, \dots, N$, then this decomposition

can be presented as follows

$$\begin{aligned}
U(1, \mathbf{n}, \mathbf{j}) &= \sum_{\substack{i_l=2j_l b+1, \\ l=1, \dots, N}}^{(2j_l+1)b} \xi_{\mathbf{i}} \\
U(2, \mathbf{n}, \mathbf{j}) &= \sum_{\substack{i_l=2j_l b+1, \\ l=1, \dots, N-1}}^{(2j_l+1)b} \sum_{i_N=(2j_N+1)b+1}^{2(j_N+1)b} \xi_{\mathbf{i}} \\
U(3, \mathbf{n}, \mathbf{j}) &= \sum_{\substack{i_l=2j_l b+1, \\ l=1, \dots, N-2}}^{(2j_l+1)b} \sum_{i_{N-1}=(2j_{N-1}+1)b+1}^{2(j_{N-1}+1)b} \sum_{i_N=2j_N b+1}^{(2j_N+1)b} \xi_{\mathbf{i}} \\
U(4, \mathbf{n}, \mathbf{j}) &= \sum_{\substack{i_l=2j_l b+1, \\ l=1, \dots, N-2}}^{(2j_l+1)b} \sum_{i_{N-1}=(2j_{N-1}+1)b+1}^{2(j_{N-1}+1)b} \sum_{i_N=(2j_N+1)b+1}^{2(j_N+1)b} \xi_{\mathbf{i}} \\
&\dots
\end{aligned}$$

Note that

$$U(2^{N-1}, \mathbf{n}, \mathbf{j}) = \sum_{\substack{i_l=(2j_l+1)b+1, \\ l=1, \dots, N-1}}^{2(j_l+1)b} \sum_{i_N=2j_N b+1}^{(2j_N+1)b} \xi_{\mathbf{i}}$$

and that

$$U(2^N, \mathbf{n}, \mathbf{j}) = \sum_{\substack{i_l=(2j_l+1)b+1, \\ l=1, \dots, N}}^{2(j_l+1)b} \xi_{\mathbf{i}}.$$

For each integer $1 \leq l \leq 2^N$, let

$$T(\mathbf{n}, l) = \sum_{\substack{j_l=0 \\ l=1, \dots, N}}^{q_l-1} U(l, \mathbf{n}, \mathbf{j}).$$

Therefore, we have

$$\sum_{\mathbf{i} \in \mathcal{I}_{\mathbf{n}}} \xi_{\mathbf{i}} = \sum_{l=1}^{2^N} T(\mathbf{n}, l). \tag{33}$$

Replacing (33) on the expression of $P_{1, \mathbf{n}}$, it follows that

$$\begin{aligned}
P_{1, \mathbf{n}} &= \mathbb{P} \left(\sum_{l=1}^{2^N} T(\mathbf{n}, l) > Ck_{\mathbf{n}}(1 - \sqrt{\beta}) \right) \\
&\leq 2^N \mathbb{P} \left(|T(\mathbf{n}, 1)| > \frac{Ck_{\mathbf{n}}(1 - \sqrt{\beta})}{2^N} \right).
\end{aligned}$$

We enumerate in an arbitrary manner the $\hat{q} = q_1 \times \dots \times q_N$ terms $U(1, \mathbf{n}, \mathbf{j})$ of the sum $T(\mathbf{n}, 1)$ and denote them $W_1, \dots, W_{\hat{q}}$. Notice that, $U(1, \mathbf{n}, \mathbf{j})$ is measurable with respect to the field generated by the Z_i with $\mathbf{i} \in \mathbf{I}(\mathbf{n}, \mathbf{j}) = \{\mathbf{i} \in \mathcal{I}_{\mathbf{n}} \mid 2j_l b + 1 \leq i_l \leq (2j_l + 1)b, l = 1, \dots, N\}$, the set $\mathbf{I}(\mathbf{n}, \mathbf{j})$ contains b^N sites and $\text{dist}(\mathbf{I}(\mathbf{n}, \mathbf{j}), \mathbf{I}(\mathbf{n}, \mathbf{j}')) > b$. In addition, we have $|W_l| \leq b^N$.

According to Lemma 4.5 of Carbon et al. (1997), we can find a sequence of independent random variables $W_1^*, \dots, W_{\hat{q}}^*$ where W_l has same distribution as W_l^* and:

$$\sum_{l=1}^{\hat{q}} E(|W_l - W_l^*|) \leq 4\hat{q}b^N \psi((\hat{q} - 1)b^N, b^N) \varphi(b).$$

Then, we can write

$$\begin{aligned} P_{1,\mathbf{n}} &\leq 2^N \mathbb{P} \left(|T(\mathbf{n}, 1)| > \frac{Ck_{\mathbf{n}}(1 - \sqrt{\beta})}{2^N} \right) \\ &\leq 2^N \mathbb{P} \left(\left| \sum_{l=1}^{\hat{q}} W_l \right| > \frac{Ck_{\mathbf{n}}(1 - \sqrt{\beta})}{2^N} \right) \\ &\leq 2^N \mathbb{P} \left(\sum_{l=1}^{\hat{q}} |W_l - W_l^*| > \frac{Ck_{\mathbf{n}}(1 - \sqrt{\beta})}{2^{N+1}} \right) \\ &\quad + 2^N \mathbb{P} \left(\sum_{l=1}^{\hat{q}} |W_l^*| > \frac{Ck_{\mathbf{n}}(1 - \sqrt{\beta})}{2^{N+1}} \right). \end{aligned}$$

Denoting by $P_{11,\mathbf{n}} = \mathbb{P} \left(\sum_{l=1}^{\hat{q}} |W_l - W_l^*| > \frac{Ck_{\mathbf{n}}(1 - \sqrt{\beta})}{2^{N+1}} \right)$

and $P_{12,\mathbf{n}} = \mathbb{P} \left(\sum_{l=1}^{\hat{q}} |W_l^*| > \frac{Ck_{\mathbf{n}}(1 - \sqrt{\beta})}{2^{N+1}} \right)$.

It suffices to show that $\sum_{\mathbf{n} \in \mathbb{N}^{*N}} P_{11,\mathbf{n}} < \infty$ and $\sum_{\mathbf{n} \in \mathbb{N}^{*N}} P_{12,\mathbf{n}} < \infty$.

Consider first $P_{11,\mathbf{n}}$

Using Markov's inequality, we get

$$\begin{aligned} P_{11,\mathbf{n}} &= \mathbb{P} \left(\sum_{l=1}^{\hat{q}} |W_l - W_l^*| > \frac{Ck_{\mathbf{n}}(1 - \sqrt{\beta})}{2^{N+1}} \right) \\ &\leq \frac{2^{N+3}}{Ck_{\mathbf{n}}(1 - \sqrt{\beta})} \hat{q} b^N \psi((\hat{q} - 1)b^N, b^N) \varphi(b) \\ &\leq \frac{C}{k_{\mathbf{n}}(1 - \sqrt{\beta})} \hat{\mathbf{n}} \psi((\hat{q} - 1)b^N, b^N) \varphi(b). \end{aligned}$$

Let

$$b^N = \mathcal{O} \left(\left(\frac{\hat{\mathbf{n}}^{1+\tilde{\beta}}}{k_{\mathbf{n}}} \right)^{2(1-s(2-\gamma-\tilde{\gamma}))/a} \right) \quad (34)$$

with $a = s(d+1)(3-\gamma-\tilde{\gamma}) + s(5-2\gamma) + 2d - 1$. Under the assumption on the function $\psi(n, m)$, we distinguish the following two cases:

Case 1

$$\psi(n, m) \leq C \min(n, m)$$

and $\theta > N(sd(3-\gamma-\tilde{\gamma}) + 2s(3-\gamma) + 2d)/(1-s(2-\gamma-\tilde{\gamma}))$ where $2 < s < 1/(2-\gamma-\tilde{\gamma})$. In this case, we have

$$P_{11, \mathbf{n}} \leq \frac{C}{k(\hat{\mathbf{n}})} \hat{\mathbf{n}} b^N \varphi(b). \leq C \frac{\hat{\mathbf{n}}}{k(\hat{\mathbf{n}})} b^{N-\theta}.$$

Then by using (34) and the definition of $N_{\varepsilon_{\mathbf{n}}}$, we find that

$$N_{\varepsilon_{\mathbf{n}}} P_{11, \mathbf{n}} \leq C \hat{\mathbf{n}}^{-2\beta}.$$

This shows that $\sum_{\mathbf{n} \in \mathbb{N}^{*N}} N_{\varepsilon_{\mathbf{n}}} P_{11, \mathbf{n}} < \infty$.

Case 2

$$\psi(n, m) \leq C(n+m+1)^{\tilde{\beta}}$$

and $\theta > N\left(s(d(3-\gamma-\tilde{\gamma}) + (7+2\tilde{\beta}-3\gamma-\tilde{\gamma})) + 2(d+1)\right)/(1-s(2-\gamma-\tilde{\gamma}))$. In this case, we have

$$P_{11, \mathbf{n}} \leq \frac{C}{k_{\mathbf{n}}} \hat{\mathbf{n}} (\hat{q} b^N)^{\tilde{\beta}} \varphi(b) \leq \frac{C}{k_{\mathbf{n}}} \hat{\mathbf{n}}^{(\tilde{\beta}+1)} b^{-\theta}.$$

Then, it follows that $\sum_{\mathbf{n} \in \mathbb{N}^N} N_{\varepsilon_{\mathbf{n}}} P_{11, \mathbf{n}} < \infty$.

Consider $P_{12, \mathbf{n}}$

Applying Markov's inequality, we have for each $t > 0$:

$$\begin{aligned} P_{12, \mathbf{n}} &= \mathbb{P} \left(\sum_{l=1}^{\hat{q}} |W_l^*| > \frac{Ck_{\mathbf{n}}(1-\sqrt{\beta})}{2^{N+1}} \right) \\ &\leq \exp \left(-t \frac{Ck_{\mathbf{n}}(1-\sqrt{\beta})}{2^{N+1}} \right) E \left(\exp \left(t \sum_{l=1}^{\hat{q}} W_l^* \right) \right) \\ &\leq \exp \left(-t \frac{Ck_{\mathbf{n}}(1-\sqrt{\beta})}{2^{N+1}} \right) \prod_{l=1}^{\hat{q}} E(\exp(tW_l^*)) \end{aligned}$$

since the variables $W_1^*, \dots, W_{\hat{q}}^*$ are independent.

Let $r > 0$, for $t = \frac{r \log(\hat{\mathbf{n}})}{k_{\mathbf{n}}}$, $l = 1, \dots, \hat{q}$ and using (34), we can easily get

$$\begin{aligned} t |W_l^*| &\leq \frac{r \log(\hat{\mathbf{n}})}{k_{\mathbf{n}}} b^N \leq C \frac{\log(\hat{\mathbf{n}})}{k_{\mathbf{n}}} \left(\frac{\hat{\mathbf{n}}^{\tilde{\beta}+1}}{k_{\mathbf{n}}} \right)^{2(1-s(2-\gamma-\tilde{\gamma}))/a} \\ &\leq C \frac{\log(\hat{\mathbf{n}})}{\hat{\mathbf{n}}^{\beta/a}}, \end{aligned}$$

where $\beta = a\gamma - 2(1 + \tilde{\beta} - \gamma)(1 - s(2 - \gamma - \tilde{\gamma})) > 0$, we then have $t |W_l^*| < 1$ for \mathbf{n} large enough. So, $\exp(tW_l^*) \leq 1 + tW_l^* + t^2(W_l^*)^2$ then

$$E(\exp(tW_l^*)) \leq 1 + E(t^2(W_l^*)^2) \leq \exp(E(t^2(W_l^*)^2)).$$

Therefore,

$$\prod_{l=1}^{\hat{q}} E(\exp(tW_l^*)) \leq \exp\left(t^2 \sum_{l=1}^{\hat{q}} E((W_l^*)^2)\right).$$

As W_l^* and W_l have the same distribution, we have

$$\sum_{l=1}^{\hat{q}} E((W_l^*)^2) = \text{Var}\left(\sum_{l=1}^{\hat{q}} W_l^*\right) = \text{Var}\left(\sum_{l=1}^{\hat{q}} W_l\right) \leq S_{\mathbf{n}} + R_{\mathbf{n}}.$$

From Lemma 8.4, we obtain

$$\begin{aligned} \prod_{l=1}^{\hat{q}} E(\exp(tW_l^*)) &\leq \exp\left(Ct^2 k_{\mathbf{n}} (\sqrt{\beta} + o(1))\right) \\ &\leq \exp\left(Cr^2 (\sqrt{\beta} + o(1)) \frac{\log(\hat{\mathbf{n}})^2}{k_{\mathbf{n}}}\right) \rightarrow 1, \mathbf{n} \rightarrow \infty, \end{aligned}$$

because $\log(\hat{\mathbf{n}})^2/k_{\mathbf{n}} \rightarrow 0$ as $\mathbf{n} \rightarrow \infty$. Then, we deduce that

$$\begin{aligned} P_{12,\mathbf{n}} &\leq C \exp\left(-t \frac{Ck_{\mathbf{n}}(1-\sqrt{\beta})}{2^{N+1}}\right) \\ &\leq C \exp\left(-\frac{rC(1-\sqrt{\beta})}{2^{N+1}} \log(\hat{\mathbf{n}})\right) \leq C \hat{\mathbf{n}}^{-\frac{rC(1-\sqrt{\beta})}{2^{N+1}}}. \end{aligned}$$

Then, we deduce that

$$N_{\varepsilon_{\mathbf{n}}} P_{12,\mathbf{n}} < C \hat{\mathbf{n}}^{1-\gamma-\frac{rC(1-\sqrt{\beta})}{2^{N+1}}}$$

Therefore, for some $r > 0$ such that $\gamma + \frac{rC(1-\sqrt{\beta})}{2^{N+1}} > 2$, we get

$$\sum_{\mathbf{n} \in \mathbb{N}^N} N_{\varepsilon_{\mathbf{n}}} P_{12,\mathbf{n}} < \infty.$$

Combining the two results, we get $\sum_{\mathbf{n} \in \mathbb{N}^N} N_{\varepsilon_{\mathbf{n}}} P_{1,\mathbf{n}} < \infty$.

Using same calculations as for $P_{1,\mathbf{n}}$, we have $\sum_{\mathbf{n} \in \mathbb{N}^N} N_{\varepsilon_{\mathbf{n}}} P_{2,\mathbf{n}} < \infty$. Now the check of conditions (L_2) , (L_3) , (L'_2) and (L'_3) is based on Theorem 3.1 in Dabo-Niang et al. (2016), we need to show that $D_{\mathbf{n}}^-(\beta, x)$, $D_{\mathbf{n}}^+(\beta, x)$ satisfy assumptions (H6) and (H7) used by these authors for all $(\beta, x) \in]0, 1[\times D$. This is proved in the following lemmas where without ambiguity D_n will denote $D_{\mathbf{n}}^-(\beta, x)$ or $D_{\mathbf{n}}^+(\beta, x)$.

Lemma 8.5 *Under assumption (H6) on function $\psi(\cdot)$, we have*

$$\hat{\mathbf{n}} D_{\mathbf{n}}^{d\theta_0} h_{\mathbf{n},s}^{N\theta_1} \log(\hat{\mathbf{n}})^{-\theta_2} u_{\mathbf{n}}^{-\theta_3} \rightarrow \infty$$

with

$$\begin{aligned} \theta_0 &= \frac{s(\theta + N(d+2))}{\theta - N(s(d+4) + 2d)}; & \theta_1 &= \frac{s(\theta + Nd)}{\theta - N(s(d+4) + 2d)}, \\ \theta_2 &= \frac{s(\theta - N(d+2))}{\theta - N(s(d+4) + 2d)}; & \theta_3 &= \frac{2(\theta + N(d+s))}{\theta - N(s(d+4) + 2d)}, \end{aligned}$$

and $u_{\mathbf{n}} = \prod_{i=1}^N (\log(\log(n_i)))^{1+\varepsilon} \log(n_i)$ for all $\varepsilon > 0$.

Proof of Lemma 8.5

We have

$$\begin{aligned} \hat{\mathbf{n}} D_{\mathbf{n}}^{d\theta_0} h_{\mathbf{n},s}^{N\theta_1} \log(\hat{\mathbf{n}})^{-\theta_2} u_{\mathbf{n}}^{-\theta_3} &\geq C \hat{\mathbf{n}} \left(\frac{k'_{\mathbf{n}}}{\hat{\mathbf{n}}} \right)^{\theta_0} \left(\frac{k_{\mathbf{n}}}{\hat{\mathbf{n}}} \right)^{\theta_1} \log(\hat{\mathbf{n}})^{-\theta_2} u_{\mathbf{n}}^{-\theta_3} \\ &\geq C \frac{\hat{\mathbf{n}}^{1+(\gamma-1)\theta_0+(\gamma-1)\theta_1}}{\log(\hat{\mathbf{n}})^{\theta_2} u_{\mathbf{n}}^{\theta_3}}. \end{aligned}$$

Note that $u_{\mathbf{n}} \leq \log(n_j)^{N(2+\varepsilon)} \Rightarrow \frac{1}{u_{\mathbf{n}}^{\theta_3}} \geq \frac{1}{\log(n_j)^{(2+\varepsilon)N\theta_3}}$, where $n_j = \max_{k=1,\dots,N} n_k$, and

$$\log(\hat{\mathbf{n}}) \leq C \log(n_j) \Rightarrow \frac{1}{\log(\hat{\mathbf{n}})^{\theta_2}} \geq C \frac{1}{\log(n_j)^{\theta_2}}.$$

Since $\frac{n_k}{n_i} \leq C, \forall 1 \leq k, i \leq N$, we deduce that $\hat{\mathbf{n}} \geq C n_j^N$. Indeed, a simple calculation gives

$$\begin{aligned} \hat{\mathbf{n}} D_{\mathbf{n}}^{d\theta_0} h_{\mathbf{n},s}^{N\theta_1} \log(\hat{\mathbf{n}})^{-\theta_2} u_{\mathbf{n}}^{-\theta_3} &\geq C \left[\frac{\hat{\mathbf{n}}^{\theta(1-s(2-\gamma-\tilde{\gamma})) - N(s(d(3-\gamma-\tilde{\gamma})+2(3-\gamma))+2d)}}{\log(n_j)^{s(\theta-N(d+2))+2N(2+\varepsilon)(\theta+N(d+s))}} \right]^{1/(\theta-N(s(d+4)+2d))} \\ &\geq C \left[\frac{n_j^{N(\theta(1-s(2-\gamma-\tilde{\gamma})) - N(s(d(3-\gamma-\tilde{\gamma})+2(3-\gamma))+2d))}}{\log(n_j)^{s(\theta-N(d+2))+2N(2+\varepsilon)(\theta+N(d+s))}} \right]^{1/(\theta-N(s(d+4)+2d))} \\ &\rightarrow +\infty. \end{aligned}$$

Lemma 8.6 Under assumption (H7) on $\psi(\cdot)$, we have

$$\hat{\mathbf{n}} D_{\mathbf{n}}^{d\theta'_0} h_{\mathbf{n},s}^{N\theta'_1} \log(\hat{\mathbf{n}})^{-\theta'_2} u_{\mathbf{n}}^{-\theta'_3} \rightarrow \infty$$

with

$$\begin{aligned} \theta'_0 &= \frac{s(\theta + N(d+3))}{\theta - N(s(d+3 + 2\tilde{\beta}) + 2(d+1))}; & \theta'_1 &= \frac{s(\theta + N(d+1))}{\theta - N(s(d+3 + 2\tilde{\beta}) + 2(d+1))} \\ \theta'_2 &= \frac{s(\theta - N(d+1))}{\theta - N(s(d+3 + 2\tilde{\beta}) + 2(d+1))}; & \theta'_3 &= \frac{2(\theta + N(s+d+1))}{\theta - N(s(d+3 + 2\tilde{\beta}) + 2(d+1))}. \end{aligned}$$

The proof of this lemma is very similar to the one of Lemma 8.5 and is omitted.

Verification of (L_2)

Let

$$f_{\mathbf{n}}(x, D_{\mathbf{n}}^-(\beta, x)) = \frac{1}{\hat{\mathbf{n}} h_{\mathbf{n},s_0}^N (D_{\mathbf{n}}^-(\beta, x))^d} \sum_{\mathbf{i} \in \mathcal{I}_{\mathbf{n},s_0} \neq \mathbf{i}} K_1 \left(\frac{x - X_{\mathbf{i}}}{D_{\mathbf{n}}^-(\beta, x)} \right) K_2 \left(h_{\mathbf{n},s_0}^{-1} \left\| \frac{\mathbf{s} - \mathbf{i}}{\mathbf{n}} \right\| \right),$$

and

$$f_{\mathbf{n}}(x, D_{\mathbf{n}}^+(\beta, x)) = \frac{1}{\hat{\mathbf{n}} h_{\mathbf{n},s_0}^N (D_{\mathbf{n}}^+(\beta, x))^d} \sum_{\mathbf{i} \in \mathcal{I}_{\mathbf{n},s_0} \neq \mathbf{i}} K_1 \left(\frac{x - X_{\mathbf{i}}}{D_{\mathbf{n}}^+(\beta, x)} \right) K_2 \left(h_{\mathbf{n},s_0}^{-1} \left\| \frac{\mathbf{s}_0 - \mathbf{i}}{\mathbf{n}} \right\| \right).$$

Under the hypotheses of Lemma 3.1 and the results of Lemma 8.5 and Lemma 8.6, (see Dabo-Niang et al. (2016)), we have

$$\begin{aligned} \sup_{x \in D} |f_{\mathbf{n}}(x, D_{\mathbf{n}}^-(\beta, x)) - f(x)| &\rightarrow 0 \quad a.co. \\ \sup_{x \in D} |f_{\mathbf{n}}(x, D_{\mathbf{n}}^+(\beta, x)) - f(x)| &\rightarrow 0 \quad a.co. \end{aligned}$$

then,

$$\sup_{x \in D} \left| \frac{\sum_{\mathbf{i} \in \mathcal{I}_{\mathbf{n},s} \neq \mathbf{i}} K_1 \left(\frac{x - X_{\mathbf{i}}}{D_{\mathbf{n}}^-(\beta, x)} \right) K_2 \left(h_{\mathbf{n},s_0}^{-1} \left\| \frac{\mathbf{s}_0 - \mathbf{i}}{\mathbf{n}} \right\| \right)}{\sum_{\mathbf{i} \in \mathcal{I}_{\mathbf{n},s_0} \neq \mathbf{i}} K_1 \left(\frac{x - X_{\mathbf{i}}}{D_{\mathbf{n}}^+(\beta, x)} \right) K_2 \left(h_{\mathbf{n},s_0}^{-1} \left\| \frac{\mathbf{s}_0 - \mathbf{i}}{\mathbf{n}} \right\| \right)} - \beta \right| = \beta \sup_{x \in D} \left| \frac{f_{\mathbf{n}}(x, D_{\mathbf{n}}^-(\beta, x))}{f_{\mathbf{n}}(x, D_{\mathbf{n}}^+(\beta, x))} - 1 \right| \rightarrow 0 \quad a.co.$$

Verification of (L_3)

Under assumptions of Lemma 3.1, Lemmas 8.5 and 8.6, it follows that (see Dabo-Niang et al. (2016))

$$\sup_{x \in D} |c_{\mathbf{n}}(D_{\mathbf{n}}^-(\beta, x)) - r(x)| \rightarrow 0 \quad a.co \quad \text{and} \quad \sup_{x \in D} |c_{\mathbf{n}}(D_{\mathbf{n}}^+(\beta, x)) - r(x)| \rightarrow 0 \quad a.co.$$

Proof of Lemma 3.2

The proof of this lemma is based on the results of Lemma 8.2. It suffices to check the conditions (L'_2) and (L'_3) . Clearly, similar arguments as those involved to prove (L_2) and (L_3) can be used to obtain the requested conditions.

Verification of (L'_2)

Under assumptions of Corollary 3.1 and Lemmas 8.5, 8.6, we have

$$\begin{aligned} \sup_{x \in D} |f_{\mathbf{n}}(x, D_{\mathbf{n}}^-(\beta, x)) - f(x)| &= \mathcal{O}(D_{\mathbf{n}}^-(\beta, x)) + \mathcal{O}\left(\left(\frac{\log(\hat{\mathbf{n}})}{\hat{\mathbf{n}}(D_{\mathbf{n}}^-(\beta, x))^d h_{\mathbf{n}, \mathbf{s}_0}^N}\right)^{1/2}\right) a.co. \\ &= \mathcal{O}\left(\left(\frac{k_{\mathbf{n}}}{\hat{\mathbf{n}}}\right)^{1/d} + \left(\frac{\hat{\mathbf{n}} \log(\hat{\mathbf{n}})}{k'_{\mathbf{n}} k_{\mathbf{n}}}\right)^{1/2}\right) a.co., \end{aligned}$$

$$\begin{aligned} \sup_{x \in D} |f_{\mathbf{n}}(x, D_{\mathbf{n}}^+(\beta, x)) - f(x)| &= \mathcal{O}(D_{\mathbf{n}}^+(\beta, x)) + \mathcal{O}\left(\left(\frac{\log(\hat{\mathbf{n}})}{\hat{\mathbf{n}}(D_{\mathbf{n}}^+(\beta, x))^d h_{\mathbf{n}, \mathbf{s}_0}^N}\right)^{1/2}\right) a.co. \\ &= \mathcal{O}\left(\left(\frac{k_{\mathbf{n}}}{\hat{\mathbf{n}}}\right)^{1/d} + \left(\frac{\hat{\mathbf{n}} \log(\hat{\mathbf{n}})}{k'_{\mathbf{n}} k_{\mathbf{n}}}\right)^{1/2}\right) a.co. \end{aligned}$$

We conclude that

$$\begin{aligned} \sup_{x \in D} \left| \frac{\sum_{\mathbf{i} \in \mathcal{I}_{\mathbf{n}, \mathbf{s}_0} \neq \mathbf{i}} K_1 \left(\frac{x - X_{\mathbf{i}} K_2 \left(h_{\mathbf{n}, \mathbf{s}_0}^{-1} \left\| \frac{\mathbf{s}_0 - \mathbf{i}}{\mathbf{n}} \right\| \right)}{D_{\mathbf{n}}^-(\beta, x)} \right)}{\sum_{\mathbf{i} \in \mathcal{I}_{\mathbf{n}, \mathbf{s}_0} \neq \mathbf{i}} K_1 \left(\frac{x - X_{\mathbf{i}}}{D_{\mathbf{n}}^+(\beta, x)} \right) K_2 \left(h_{\mathbf{n}, \mathbf{s}_0}^{-1} \left\| \frac{\mathbf{s}_0 - \mathbf{i}}{\mathbf{n}} \right\| \right)} - \beta \right| \\ = \beta \sup_{x \in D} \left| \frac{f_{\mathbf{n}}(x, D_{\mathbf{n}}^-(\beta, x))}{f_{\mathbf{n}}(x, D_{\mathbf{n}}^+(\beta, x))} - 1 \right| = \mathcal{O}\left(\left(\frac{k_{\mathbf{n}}}{\hat{\mathbf{n}}}\right)^{1/d} + \left(\frac{\hat{\mathbf{n}} \log(\hat{\mathbf{n}})}{k'_{\mathbf{n}} k_{\mathbf{n}}}\right)^{1/2}\right) a.co. \end{aligned}$$

Verification of (L'_3)

It is relatively easy to deduce from Lemmas 8.5 and 8.6 (Dabo-Niang et al. (2016)), that

$$\begin{aligned} \sup_{x \in D} |c_{\mathbf{n}}(D_{\mathbf{n}}^-(\beta, x)) - r(x)| &= \mathcal{O}\left(\left(\frac{k_{\mathbf{n}}}{\hat{\mathbf{n}}}\right)^{1/d} + \left(\frac{\hat{\mathbf{n}} \log(\hat{\mathbf{n}})}{k'_{\mathbf{n}} k_{\mathbf{n}}}\right)^{1/2}\right) a.co. \\ \sup_{x \in D} |c_{\mathbf{n}}(D_{\mathbf{n}}^+(\beta, x)) - r(x)| &= \mathcal{O}\left(\left(\frac{k_{\mathbf{n}}}{\hat{\mathbf{n}}}\right)^{1/d} + \left(\frac{\hat{\mathbf{n}} \log(\hat{\mathbf{n}})}{k'_{\mathbf{n}} k_{\mathbf{n}}}\right)^{1/2}\right) a.co. \end{aligned}$$

References

- Abdi, A. O., Diop, A., Dabo-Niang, S., & Abdi, S. A. O. (2010). Estimation non paramétrique du mode conditionnel dans le cas spatial. *Comptes Rendus Mathématique*, *348*, 815–819.
- Biau, G., & Cadre, B. (2004). Nonparametric spatial prediction. *Statistical Inference for Stochastic Processes*, *7*, 327–349.
- Biau, G., & Devroye, L. (2015). *Lectures on the nearest neighbor method*. Springer.
- Burba, F., Ferraty, F., & Vieu, P. (2009). k-nearest neighbour method in functional nonparametric regression. *Journal of Nonparametric Statistics*, *21*, 453–469.
- Carbon, M., Francq, C., & Tran, L. T. (2007). Kernel regression estimation for random fields. *Journal of Statistical Planning and Inference*, *137*, 778–798.
- Carbon, M., Tran, L. T., & Wu, B. (1997). Kernel density estimation for random fields (density estimation for random fields). *Statistics & Probability Letters*, *36*, 115–125.
- Collomb, G. (1980). Estimation de la régression par la méthode des k points les plus proches avec noyau: quelques propriétés de convergence ponctuelle. *Statistique non Paramétrique Asymptotique*, (pp. 159–175).
- Cressie, N., & Wikle, C. K. (2015). *Statistics for spatio-temporal data*. John Wiley & Sons.
- Dabo-Niang, S., Kaid, Z., & Laksaci, A. (2012). Spatial conditional quantile regression: Weak consistency of a kernel estimate. *Rev. Roumaine Math. Pures Appl.*, *57*, 311–339.
- Dabo-Niang, S., Ternynck, C., & Yao, A.-F. (2016). Nonparametric prediction of spatial multivariate data. *Journal of Nonparametric Statistics*, *28*, 428–458.
- Dabo-Niang, S., & Yao, A. F. (2007). Kernel regression estimation for continuous spatial processes. *Mathematical Methods of Statistics*, *16*, 298–317.
- Deo, C. M. (1973). A note on empirical processes of strong-mixing sequences. *The Annals of Probability*, (pp. 870–875).
- Devroye, L., Györfi, L., Krzyżak, A., & Lugosi, G. (1994). On the strong universal consistency of nearest neighbor regression function estimates. *The Annals of Statistics*, (pp. 1371–1385).
- Devroye, L., & Wagner, T. J. (1982). 8 nearest neighbor methods in discrimination. *Handbook of Statistics*, *2*, 193–197.
- Doukhan, P. (1994). *Mixing* volume 85 of *Lecture Notes in Statistics*. Springer-Verlag, New York. URL: <http://dx.doi.org/10.1007/978-1-4612-2642-0>. doi:10.1007/978-1-4612-2642-0 properties and examples.

- El Machkouri, M., & Stoica, R. (2010). Asymptotic normality of kernel estimates in a regression model for random fields. *Journal of Nonparametric Statistics*, *22*, 955–971.
- Hallin, M., Lu, Z., Tran, L. T. et al. (2004). Local linear spatial regression. *The Annals of Statistics*, *32*, 2469–2500.
- Hallin, M., Lu, Z., Yu, K. et al. (2009). Local linear spatial quantile regression. *Bernoulli*, *15*, 659–686.
- Hastie, T., & Tibshirani, R. (1996). Discriminant adaptive nearest neighbor classification and regression. In *Advances in Neural Information Processing Systems* (pp. 409–415).
- Ibragimov, I. A., & Linnik, Y. V. (1971). *Independent and stationary sequences of random variables*. Wolters-Noordhoff Publishing, Groningen. With a supplementary chapter by I. A. Ibragimov and V. V. Petrov, Translation from the Russian edited by J. F. C. Kingman.
- Klemelä, J. (2008). Density estimation with locally identically distributed data and with locally stationary data. *J. Time Ser. Anal.*, *29*, 125–141. URL: <http://dx.doi.org/10.1111/j.1467-9892.2007.00547.x>. doi:10.1111/j.1467-9892.2007.00547.x.
- Kudraszow, N. L., & Vieu, P. (2013). Uniform consistency of knn regressors for functional variables. *Statistics & Probability Letters*, *83*, 1863–1870.
- Li, J., & Tran, L. T. (2009). Nonparametric estimation of conditional expectation. *Journal of Statistical Planning and Inference*, *139*, 164–175.
- Lu, Z., & Chen, X. (2004). Spatial kernel regression estimation: weak consistency. *Statistics & probability letters*, *68*, 125–136.
- Menezes, R., Garcia-Soidan, P., & Ferreira, C. (2010). Nonparametric spatial prediction under stochastic sampling design. *Journal of Nonparametric Statistics*, *22*, 363–377.
- Muller, S., & Dippon, J. (2011). k-nn kernel estimate for nonparametric functional regression in time series analysis. *Fachbereich Mathematik, Fakultat Mathematik und Physik (Pfaffenwaldring 57)*, *14*, 2011.
- Paredes, R., & Vidal, E. (2006). Learning weighted metrics to minimize nearest-neighbor classification error. *IEEE Transactions on Pattern Analysis and Machine Intelligence*, *28*, 1100–1110.
- Ternynck, C. (2014). Spatial regression estimation for functional data with spatial dependency. *J. SFdS*, *155*, 138–160.
- Tran, L. T. (1990). Kernel density estimation on random fields. *Journal of Multivariate Analysis*, *34*, 37–53.
- Wang, H., & Wang, J. (2009). Estimation of the trend function for spatio-temporal models. *Journal of Nonparametric Statistics*, *21*, 567–588.

Younso, A. (2017). On the consistency of a new kernel rule for spatially dependent data. *Statistics & Probability Letters*, 131, 64–71.