

# Skyrmions and antiskyrmions in quasi-two-dimensional magnets

Alexey A. Kovalev<sup>1,\*</sup> and Shane Sandhoefner<sup>1</sup>

<sup>1</sup>Department of Physics and Astronomy and Nebraska Center for Materials and Nanoscience, University of Nebraska, Lincoln, Nebraska 68588, USA

Correspondence\*:  
Alexey A. Kovalev  
alexey.kovalev@unl.edu

## ABSTRACT

A stable skyrmion, representing the smallest realizable magnetic texture, could be an ideal element for ultra-dense magnetic memories. Here, we review recent progress in the field of skyrmionics, which is concerned with studies of tiny whirls of magnetic configurations for novel memory and logic applications, with a particular emphasis on antiskyrmions. Magnetic antiskyrmions represent analogs of skyrmions with opposite topological charge. Just like skyrmions, antiskyrmions can be stabilized by the Dzyaloshinskii-Moriya interaction, as has been demonstrated in a recent experiment. Here, we emphasize differences between skyrmions and antiskyrmions, e.g., in the context of the topological Hall effect, skyrmion Hall effect, as well as nucleation and stability. Recent progress suggests that antiskyrmions can be potentially useful for many device applications. Antiskyrmions offer advantages over skyrmions as they can be driven without the Hall-like motion, offer increased stability due to dipolar interactions, and can be realized above room temperature.

**Keywords:** Dzyaloshinskii–Moriya interaction, chiral spin textures, race-track memory, topological transport, magnetic skyrmion, antiskyrmion, skyrmion Hall effect, skyrmion stability

## 1 INTRODUCTION

A magnetic skyrmion is a non-collinear configuration of magnetic moments with a whirling magnetic structure (see Figure 1). Magnetic skyrmions represent a (2+1)-dimensional analog of the Skyrme model [1], which is a (3+1)-dimensional theory. Thus, magnetic skyrmions are often referred to as baby-skyrmions. From a topological point of view, a magnetic skyrmion is described by an integer invariant, referred to as topological charge, that arises in the map from the physical two-dimensional space to the target space  $S_2$ . The formula for topological charge is:

$$Q = \frac{1}{4\pi} \int d^2r (\partial_x \mathbf{m} \times \partial_y \mathbf{m}) \cdot \mathbf{m}, \quad (1)$$

where  $\mathbf{m}$  is a unit vector pointing in the direction of the magnetization. The topological charge describes how many times magnetic moments wrap around a unit sphere in the mapping (see Figure 1). Erasing a skyrmion requires globally modifying the system and, as a result, skyrmions possess topological protection. Initially, magnetic skyrmions of Bloch type (see Figure 1) [2, 3, 4, 5] were discovered in chiral B20

compounds such as MnSi, FeGe, and  $\text{Fe}_{1-x}\text{Co}_x\text{Si}$  in which spin-orbit interactions and the absence of the center of inversion lead to appearance of the Dzyaloshinskii-Moriya interaction (DMI) [6, 7]. Sufficiently strong DMI can then lead to the formation of isolated skyrmions or even skyrmion lattices.

Skyrmions stabilized by DMI are commonly referred to as Bloch- and Néel-type skyrmions (see Figure 1). Helicity and polarity are also used to describe skyrmions. Helicity can be defined as the angle of the global rotation around the z-axis that relates various skyrmions to the Néel skyrmion. For the Néel skyrmion, helicity is zero. Polarity describes whether the magnetization points in the positive ( $p = 1$ ) or negative ( $p = -1$ ) z-direction at the center of the skyrmion [8]. For Bloch and Néel skyrmions, the topological charge and polarity are equal ( $Q = p$ ). The difference in helicity distinguishes Bloch and Néel skyrmions from one another. On the other hand, magnetic textures stabilized by DMI can also have opposite topological charge and polarity ( $Q = -p$ ). Such magnetic textures are referred to as *antiskyrmions*. Antiskyrmions (see Figure 1) can be stabilized by bulk DMI with lower symmetry as was first predicted [9, 10] and later realized experimentally at room temperatures in Heusler compounds with  $D_{2d}$  symmetry [11]. It has also been predicted that interfacial DMI with  $C_{2v}$  symmetry can lead to formation of antiskyrmions in ultrathin magnetic films [12, 13]. In general, various types of skyrmions and antiskyrmions, as shown in Figure 3, can be stabilized by changing the form of DMI tensor [12]. Anisotropic interfacial DMI with  $C_{2v}$  symmetry has recently been realized in epitaxial Au/Co/W magnetic films [14].

Microscopically, DMI arises when the interaction of two magnetic atoms is mediated by a non-magnetic atom via the superexchange or double-exchange mechanisms (see Figure 2). In the absence of an inversion center, a non-collinear configuration of magnetic moments is preferred by DMI energy:

$$H_{DMI} = \mathcal{D}_{12} \cdot (\mathbf{S}_1 \times \mathbf{S}_2), \quad (2)$$

where  $\mathbf{S}_1$  and  $\mathbf{S}_2$  describe the spins and the DMI vector  $\mathcal{D}_{12} \propto \mathbf{r}_1 \times \mathbf{r}_2$  (see Figure 2). The strength of DMI is proportional to the strength of the spin-orbit interaction, which is expected to scale with the fourth power of the atomic number. However, in some cases the particular form of the band structure and/or effects related to charge transfer can influence the strength of the spin-orbit interaction. Particularly strong spin-orbit interaction and DMI can arise at interfaces between magnetic films and non-magnetic metals where the  $3d$  orbitals of magnetic atoms interact with  $5d$  orbitals of the heavy metal [15]. Néel type-skyrmions stabilized by interfacial DMI have been obtained at low temperatures in epitaxially grown Fe and PdFe magnetic layers on Ir [16, 17]. Another approach is to stack magnetic and non-magnetic layers in such a way that additive interfacial DMI leads to the formation of Néel skyrmions. Such an approach leads to the formation of room temperature skyrmions in magnetic layers (e.g., Co) sandwiched between two different non-magnetic layers (e.g., Ir and Pt) [18, 19, 20, 21].

Non-collinear magnetic textures can also arise due to dipolar interactions in the form of magnetic bubbles. Compared to skyrmions, magnetic bubbles have larger size and no definite chirality. Thus antiskyrmions can be realized in systems with dipolar interactions [22]. Magnetic skyrmion bubbles are similar to magnetic bubbles but have definite chirality induced by DMI [23, 24, 25]. Skyrmion-like structures can be also realized in systems without DMI [26, 27, 28], e.g., it has been predicted that skyrmions of both chiralities can be stabilized in lattices with frustrated exchange interactions [29, 30, 31].

## 2 DESCRIPTION OF SKYRMIONS AND ANTISKYRMIONS

Magnetic skyrmions in thin magnetic films can be well understood by considering a continuous model with the free energy density written for a two-dimensional ferromagnet well below the Curie temperature:

$$\mathcal{F} = A (\partial_i \mathbf{m})^2 - K m_z^2 - H m_z + \mathbf{D}_j \cdot (\partial_j \mathbf{m} \times \mathbf{m}), \quad (3)$$

where the free energy is  $F = \int d^2r \mathcal{F}$ , we assume summation over repeated index  $i = x, y$ , and  $\mathbf{m}$  is a unit vector along the magnetization direction. The first term in Eq. (3) describes isotropic exchange with exchange stiffness  $A$ , the second term describes uniaxial anisotropy with strength  $K$ , the third term describes the Zeeman energy due to the external magnetic field  $H_e$ ,  $H \equiv \mu_0 H_e M$  where  $M$  is the magnetization, and the last term corresponds to DMI described by a general tensor  $D_{ij} = (\mathbf{D}_j)_i$  [12], where for a two-dimensional magnet  $j$  is limited to  $x$  and  $y$ . DMI is the most important term in Eq. (3) for the formation of magnetic skyrmions. Modest DMI strength favors isolated metastable skyrmions [32], while strong DMI leads to condensation into a skyrmion lattice [33] (see discussion around Eq. (5)).

The form of the DMI tensor  $D_{ij}$  is determined by the crystallographic symmetry of the system [12]. In particular, non-zero elements of the DMI tensor are determined by relations:

$$D_{ij} = (\det \mathbf{R}^{(\alpha)}) R_{il}^{(\alpha)} R_{jm}^{(\alpha)} D_{lm}, \quad (4)$$

where  $\mathbf{R}^{(\alpha)}$  are generators of the point group corresponding to the crystallographic symmetry,  $\alpha = 1, 2, \dots$ , and the summation over repeated indices  $l$  and  $m$  is assumed. Note that the constraints on the DMI tensor in Eq. (4) can be equivalently expressed via Lifshitz invariants [34, 9, 35].

A system invariant under  $SO(3)$  rotations then results in  $D_{ij} = D \delta_{ij}$ , where  $\delta_{ij}$  is the Kronecker delta. Such DMI stabilizes Bloch-type skyrmions (see Figure 1). A system with  $C_{\infty v}$  symmetry is invariant under proper and improper rotations around the  $z$  axis and allows only two nonzero tensor coefficients  $D_{12} = -D_{21} = D$ . Such DMI stabilizes Néel-type skyrmions (see Figure 1). Another important example arises for a system invariant under  $D_{2d}$  symmetry, for which again only two nonzero tensor coefficients are allowed, i.e.,  $D_{12} = D_{21} = D$ . The latter case realizes a system with *antiskyrmions* (see Figure 1). Within a simple model given by Eq. (3), all three examples given above are mathematically equivalent as they can be mapped to each other by a global spin rotation/reflection accompanied by an appropriate transformation of the DMI tensor [12]. Since the free energy does not change in such a mapping, one can expect that the same stability diagram will describe the above skyrmions and antiskyrmions (other examples of equivalent skyrmions and antiskyrmions are shown in Figure 3) [12]. This equivalence is no longer valid in the presence of dipolar interactions [36] or more complicated magnetocrystalline anisotropy. In fact, antiskyrmions offer increased stability due to the presence of dipolar interactions [36].

The parameters  $A$ ,  $K$ ,  $H$ , and  $D$  in the above examples enter the free energy density (3), and they determine whether magnetic skyrmions or antiskyrmions can be present in a system. Minimization of the free energy corresponding to Eq. (3) leads to the phase diagram shown in Figure 4, where the phase boundaries separate the cycloid or spiral phase (SP), the hexagonal skyrmion lattice (SkX), the square cell skyrmion lattice (SC), and the ferromagnetic phase (FM) [12]. It is convenient to introduce a critical DMI:

$$D_c = 4(AK)^{1/2}/\pi, \quad (5)$$

corresponding to the strength of DMI at which the formation of Dzyaloshinskii domain walls becomes energetically favorable [37]. In an infinite sample, the transition from isolated skyrmions to a skyrmion lattice or cycloid phase happens in the vicinity of this critical DMI strength [33, 38, 12] (see Figure 4). The magnetic skyrmion size changes substantially as one varies the strength of DMI. At  $D < D_c$ , the skyrmion size has been calculated analytically,  $R_s \approx \Delta / \sqrt{2(1 - D/D_c)}$ , where  $\Delta = \sqrt{A/K}$  [37]. The effects related to finite temperature and dipolar interactions modify this behavior, especially close to the divergence when  $R_s \rightarrow \infty$  at  $D = D_c$  [20]. At  $D > D_c$ , inside the skyrmion lattice phase the skyrmion lattice period can be estimated by the period of the equilibrium helix,  $L_D = 4\pi A/D$  [33, 39, 12]. Note that the ballpark value for the critical DMI is  $D_c \sim 4 \text{ mJ/m}^2$  (we use parameters for Co/Pt multilayer [40]). Comparable DMI can be realized in magnetic layers sandwiched between non-magnetic layers. The skyrmion size can range from 8 nm at low temperatures ( $< 30\text{K}$ ) [41] to 50 nm at room temperature [18, 19, 20].

In principle, the stability of a skyrmion can be hindered by finite temperature. In studies of magnetic memories, this question is usually answered by studying the Arrhenius law of escape from a particular state [42]. Recent studies based on harmonic transition state theory confirm that the life-time of isolated skyrmions is sufficient for realizations of magnetic memories [43].

### 3 DYNAMICS OF SKYRMIONS AND ANTISKYRMIONS

A design of skyrmion-based memory device [15] closely resembles the race-track memory [44]. One of the challenges is to achieve efficient control of the skyrmion dynamics. Skyrmion dynamics can be induced by spin transfer torques (STT) [45, 46, 47, 48], spin-orbit torques (SOT) (often referred to as spin Hall effect torques) [47, 49], voltage-controlled magnetic anisotropy [50], surface acoustic waves [51], temperature gradients [52, 53, 54, 55], and other mechanisms.

Here, we discuss (anti)skyrmion dynamics due to STT and SOT induced by in-plane charge currents [56, 31]. These two mechanisms differ as the former vanishes in the absence of magnetic textures while the latter does not. Both mechanisms can be included in the Landau-Lifshitz-Gilbert equation:

$$s(1 - \alpha \mathbf{m} \times) \dot{\mathbf{m}} = \mathbf{H}_{\text{eff}} \times \mathbf{m} - (1 - \beta \mathbf{m} \times)(\mathbf{j}_s \cdot \nabla) \mathbf{m} + \boldsymbol{\tau}_{so}, \quad (6)$$

where  $s = M_s/\gamma$  is the spin density,  $M_s$  is the saturation magnetization,  $\gamma$  is (minus) the gyromagnetic ratio ( $\gamma > 0$  for electrons),  $\alpha$  is the Gilbert damping,  $\mathbf{H}_{\text{eff}} = -\delta F/\delta \mathbf{m}$  is the effective field,  $\beta$  is the factor describing non-adiabaticity,  $\mathbf{j}_s$  is the in-plane spin current proportional to the charge current  $\mathbf{j}$ , and  $\boldsymbol{\tau}_{so}$  is the spin-orbit torque [57]. For the spin Hall contribution,  $\boldsymbol{\tau}_{so} = (\hbar\theta_{SH}/2et_f)\mathbf{m} \times [\mathbf{m} \times (\hat{z} \times \mathbf{j})]$ , where  $\theta_{SH}$  is the spin Hall angle,  $e$  is the electron charge, and  $t_f$  is the thickness of the ferromagnetic layer. The Thiele approach [58] applied to Eq. (6) leads to equations of motion describing (anti)skyrmion dynamics:

$$(Q\hat{z} \times + \alpha\hat{\eta})\mathbf{v} = \mathbf{F}, \quad (7)$$

where  $\hat{\eta}$  is the damping dyadic tensor and  $\mathbf{F} = \mathbf{F}_{so} + \mathbf{F}_{st}$  is the total force acting on the (anti)skyrmion due to SOT and STT. The SOT contribution is  $\mathbf{F}_{so} = \hat{\mathcal{B}} \cdot \mathbf{j}$  where the tensor  $\hat{\mathcal{B}}$  is proportional to the spin Hall angle and is determined by the configuration of the (anti)skyrmion [59, 56]. The STT contribution is  $\mathbf{F}_{st} = (Q\hat{z} \times + \beta\hat{\eta})\mathbf{j}_s$  [48]. We obtain the (anti)skyrmion velocity in an infinite sample:

$$v_x = \frac{F_y Q + F_x \alpha \eta}{Q^2 + \alpha^2 \eta^2}, \quad v_y = \frac{-F_x Q + F_y \alpha \eta}{Q^2 + \alpha^2 \eta^2}, \quad (8)$$

where for typical (anti)skyrmions  $\eta$  is of the order of 1. The velocity in Eq. (8) scales as  $1/Q$ . An interesting situation happens in a nanotrack geometry close to the edge. Due to the edge repulsion, an additional force term appears in Eq. (8),  $v_y = 0$ , and the (anti)skyrmion velocity becomes  $v_x = F_x/(\alpha\eta)$ . As a result, a large (anti)skyrmion velocity is possible close to the edge due to SOT in systems with low Gilbert damping [47, 60].

From Eq. (8), it is clear that (anti)skyrmions will move along a current with an additional side motion, resulting in the (anti)skyrmion Hall effect with the Hall angle  $\theta_H = \tan^{-1}(v_y/v_x)$ . Antiskyrmions exhibit an anisotropic Hall angle dependent on the current direction due to SOT, as the tensor  $\hat{\mathcal{B}}$  becomes anisotropic for an antiskyrmion profile. This is in contrast to the isotropic behavior of skyrmions (the principal values are given by  $\mathcal{B}_{xx} = -\mathcal{B}_{yy}$  for antiskyrmions with  $\gamma = 0$  in Figure 3, and  $\mathcal{B}_{xx} = \mathcal{B}_{yy}$  for Néel skyrmions) [56]. It is also possible to completely suppress the antiskyrmion Hall effect by properly choosing the direction of the charge current or by coupling skyrmions and antiskyrmions in a multilayer stack [56]. Note that antiferromagnetic skyrmions [61] or synthetic antiferromagnetic skyrmions in antiferromagnetically coupled layers [62, 63] also exhibit a vanishing Hall angle. This behavior can be useful for realizations of magnetic memories.

Skyrmion dynamics consistent with Eq. (8) have been observed in magnetic multilayers, e.g., in Pt/Co/Ta [19], Ta/CoFeB/TaO<sub>x</sub> [23, 24], (Pt/CoFeB/MgO)<sub>15</sub> [64], and (Pt/Co/Ir)<sub>10</sub> [65]. SOT and STT contribute to Eq. (7) differently. The major component of SOT force pushes skyrmion in the direction of the current flow while the major component of STT pushes skyrmion in the transverse direction. It follows from Eq. (8) that in the presence of the edge repulsion the velocity due to SOT,  $v_x \propto F_{SOT}/\alpha$ , is expected to be larger than the velocity due to STT,  $v_x \propto F_{STT}$ . Theoretical modeling [47] predicts that the velocity due to SOT is 60 m/s for the current  $2 \times 10^{11} \text{ Am}^{-2}$ . Similar modelling of the motion induced by STT results in much smaller velocity of 8 m/s for the same current. It has also been confirmed experimentally that in a sufficiently large sample the sign of the transverse response is determined by the sign of the spin Hall angle and the topological charge. Some aspects of skyrmion dynamics are still puzzling, i.e., the dependence of the skyrmion Hall angle on the velocity and the dependence of the velocity on the skyrmion size. Variations in the skyrmion Hall angle have been attributed to the presence of pinning sites [66]. In principle, the presence of pinning sites could be problematic for realizations of magnetic memories [67]. Nevertheless, the presence of the skyrmion Magnus force induced by pinning sites results in significant reduction of the depinning threshold current density [68, 66], e.g., by several orders of magnitude if compared to domain wall dynamics. Experimentally, the depinning threshold current density can be as low as  $10^6 \text{ Am}^{-2}$  [46].

## 4 WRITING, ERASING, AND DETECTING

Interfacial skyrmions in Fe on Ir have been controllably written and erased by STT induced by an STM tip at 4.2K in the presence of high magnetic fields [17]. For practical applications it is necessary to write and erase skyrmions at room temperature in the presence of weak or, preferably, no magnetic fields. STT has been demonstrated to generate skyrmions in a confined geometry of a Pt/Co nanodot [47]. A SOT mechanism in which a pair of domain walls is converted into a skyrmion has been demonstrated numerically to require relatively large current densities [69]. At room temperature, SOT has been used to create elongated chiral domains that, under application of inhomogeneous current, break into skyrmion



bubbles [23]. In this experiment, the inhomogeneous current of relatively low magnitude,  $5 \times 10^8 \text{ Am}^{-2}$ , blows chiral domains into bubbles in analogy with how the Rayleigh-Plateau instabilities lead to formation of bubbles in fluid flows. This process has been reproduced by micromagnetic simulations [70]. Detailed analysis of topological charge density revealed that in the process of creating a skyrmion by SOT an unstable antiskyrmion can also be created for a period of time comparable to 1 ns [71]. As an antiskyrmion is not stable in the presence of interfacial DMI ( $C_{\infty v}$  case), it eventually annihilates due to the presence of the Gilbert damping [72]. Thus, detailed studies of antiskyrmions can help in realizing new ways of writing and erasing skyrmions. Generation of skyrmions by charge currents has also been demonstrated for magnetic multilayer stacks [65], as well as for symmetric bilayers hosting pairs of skyrmions with opposite chirality [60]. Other approaches include laser-induced generation of topological defects [73, 74]. The feasibility of such an approach has been confirmed theoretically [75, 76, 77, 78].

For device application, it is preferable to detect the presence of a skyrmion electrically. Several transport techniques have been suggested. Non-collinear magnetoresistance can be used to detect a skyrmion where changes in the band structure induced by non-collinear moments are detected by STM [79]. However, only non-collinearity is being detected and no information about the topological structure of a skyrmion is obtained. Measuring the z-component of magnetization is possible by employing the anomalous Hall effect [80]. This technique has been used to detect a single skyrmion [81]. Measurement of the topological Hall effect can directly reveal the topological nature of a skyrmion as the effect originates in the fictitious magnetic field proportional to the topological charge. The presence of skyrmions has been detected by measurements of the topological Hall effect in non-centrosymmetric bulk materials in the B20 group [82, 83]. In principle, antiskyrmions [11] should also exhibit the topological Hall effect but with the reversed sign due to the opposite topological charge. On the other hand, in magnetic multilayers the topological Hall effect is expected to be much smaller than the anomalous Hall contribution [81].

## 5 CONCLUSIONS AND OUTLOOK

In this article, we review recent progress in the field of skyrmionics – a field concerned with studies of tiny whirls of magnetic configurations for novel memory and logic applications. A particular emphasis has been given to antiskyrmions. These, similar to skyrmions, are particle-like structures with topological protection. Compared to skyrmions, antiskyrmions have opposite topological charge and are anisotropic. Recent experimental observation of antiskyrmions at room temperature [11] encourages further studies of transport and dynamical properties such as the topological Hall effect, antiskyrmion Hall effect, antiskyrmion nucleation and stability, and others. On the other hand, realization of antiskyrmions requires careful material engineering which should also be addressed in future studies. All in all, antiskyrmions offer some advantages over skyrmions as they can be driven without the Hall-like motion, offer increased stability due to dipolar interactions, and can be realized above room temperature. A possibility to annihilate a skyrmion-antiskyrmion pair can lead to new concepts of logic devices [84]. Reservoir computing is another application in which skyrmions could prove highly useful. The anisotropic magnetoresistance (AMR) and the motion and deformation of magnetic texture caused by the interaction of a voltage-induced electric current and a single skyrmion can provide a nonlinear relationship between voltage and current, which is a key ingredient for reservoir computing [85]. Skyrmion fabrics, which may include skyrmions, antiskyrmions, skyrmion crystal structure, and domain walls, represent a potential way to implement skyrmion-based reservoir computing since they fulfill the requirements of an Echo State Network (ESN) [86]. It is expected that, similar to skyrmions, antiskyrmions can potentially result in new device concepts for memory and neuromorphic computing applications [85].

## CONFLICT OF INTEREST STATEMENT

The authors declare that the research was conducted in the absence of any commercial or financial relationships that could be construed as a potential conflict of interest.

## AUTHOR CONTRIBUTIONS

AAK conceived the project presented in this mini review article. AAK and SS prepared the manuscript.

## FUNDING

This work was supported by the DOE Early Career Award DE-SC0014189.

## ACKNOWLEDGMENTS

The topic editors are acknowledged for supporting this open-access publication.

## REFERENCES

- [1] Skyrme THR. A non-linear field theory. *Proc. R. Soc. London* **260** (1961) 127–138. doi:10.1098/rspa.1961.0018.
- [2] Bogdanov A, Hubert A. Thermodynamically stable magnetic vortex states in magnetic crystals. *J. Magn. Magn. Mater.* **138** (1994) 255–269. doi:10.1016/0304-8853(94)90046-9.
- [3] Röblier UK, Bogdanov AN, Pfleiderer C. Spontaneous skyrmion ground states in magnetic metals. *Nature* **442** (2006) 797–801. doi:10.1038/nature05056.
- [4] Mühlbauer S, Binz B, Jonietz F, Pfleiderer C, Rosch A, Neubauer A, et al. Skyrmion lattice in a chiral magnet. *Science* **323** (2009) 915. doi:10.1126/science.1166767.
- [5] Yu XZ, Onose Y, Kanazawa N, Park JH, Han JH, Matsui Y, et al. Real-space observation of a two-dimensional skyrmion crystal. *Nature* **465** (2010) 901–904. doi:10.1038/nature09124.
- [6] Dzyaloshinsky I. A thermodynamic theory of “weak” ferromagnetism of antiferromagnetics. *J. Phys. Chem. Solids* **4** (1958) 241–255. doi:10.1016/0022-3697(58)90076-3.
- [7] Moriya T. Anisotropic superexchange interaction and weak ferromagnetism. *Phys. Rev.* **120** (1960) 91–98. doi:10.1103/PhysRev.120.91.
- [8] Zheng F, Li H, Wang S, Song D, Jin C, Wei W, et al. Direct imaging of a zero-field target skyrmion and its polarity switch in a chiral magnetic nanodisk. *Phys. Rev. Lett.* **119** (2017) 197205. doi:10.1103/PhysRevLett.119.197205.
- [9] Bogdanov AN, Yablonskii D. Thermodynamically stable “vortices” in magnetically ordered crystals. the mixed state of magnets. *J. Exp. Theor. Phys.* **95** (1989) 178.
- [10] Bogdanov AN, Röblier UK, Wolf M, Müller KH. Magnetic structures and reorientation transitions in noncentrosymmetric uniaxial antiferromagnets. *Phys. Rev. B* **66** (2002) 214410. doi:10.1103/PhysRevB.66.214410.
- [11] Nayak AK, Kumar V, Ma T, Werner P, Pippel E, Sahoo R, et al. Magnetic antiskyrmions above room temperature in tetragonal heusler materials. *Nature* **548** (2017) 561–566. doi:10.1038/nature23466.
- [12] Güngördü U, Nepal R, Tretiakov OA, Belashchenko K, Kovalev AA. Stability of skyrmion lattices and symmetries of quasi-two-dimensional chiral magnets. *Phys. Rev. B* **93** (2016) 064428. doi:10.1103/PhysRevB.93.064428.

- [13] Hoffmann M, Zimmermann B, Müller GP, Schürhoff D, Kiselev NS, Melcher C, et al. Antiskyrmions stabilized at interfaces by anisotropic dzyaloshinskii-moriya interactions. *Nat. Commun.* **8** (2017) 308. doi:10.1038/s41467-017-00313-0.
- [14] Camosi L, Rohart S, Fruchart O, Pizzini S, Belmeguenai M, Roussigné Y, et al. Anisotropic dzyaloshinskii-moriya interaction in ultrathin epitaxial au/co/w(110). *Phys. Rev. B* **95** (2017) 214422. doi:10.1103/PhysRevB.95.214422.
- [15] Fert A, Cros V, Sampaio J. Skyrmions on the track. *Nat. Nanotechnol.* **8** (2013) 152–156. doi:10.1038/nnano.2013.29.
- [16] Heinze S, von Bergmann K, Menzel M, Brede J, Kubetzka A, Wiesendanger R, et al. Spontaneous atomic-scale magnetic skyrmion lattice in two dimensions. *Nat. Phys.* **7** (2011) 713–718. doi:10.1038/nphys2045.
- [17] Romming N, Hanneken C, Menzel M, Bickel JE, Wolter B, von Bergmann K, et al. Writing and deleting single magnetic skyrmions. *Science* **341** (2013) 636–639. doi:10.1126/science.1240573.
- [18] Moreau-Luchaire C, Moutafis C, Reyren N, Sampaio J, Vaz CAF, van Horne N, et al. Additive interfacial chiral interaction in multilayers for stabilization of small individual skyrmions at room temperature. *Nat. Nanotechnol.* **11** (2016) 444–448. doi:10.1038/nnano.2015.313.
- [19] Woo S, Litzius K, Krüger B, Im MY, Caretta L, Richter K, et al. Observation of room-temperature magnetic skyrmions and their current-driven dynamics in ultrathin metallic ferromagnets. *Nat. Mater.* **15** (2016) 501–506. doi:10.1038/nmat4593.
- [20] Boulle O, Vogel J, Yang H, Pizzini S, de Souza Chaves D, Locatelli A, et al. Room-temperature chiral magnetic skyrmions in ultrathin magnetic nanostructures. *Nat. Nanotechnol.* **11** (2016) 449–454. doi:10.1038/nnano.2015.315.
- [21] Soumyanarayanan A, Raju M, Gonzalez Oyarce AL, Tan AKC, Im MY, Petrović AP, et al. Tunable room-temperature magnetic skyrmions in ir/fe/co/pt multilayers. *Nat. Mater.* **16** (2017) 898–904. doi:10.1038/nmat4934.
- [22] Koshibae W, Nagaosa N. Theory of antiskyrmions in magnets. *Nat. Commun.* **7** (2016) 10542. doi:10.1038/ncomms10542.
- [23] Jiang W, Upadhyaya P, Zhang W, Yu G, Jungfleisch MB, Fradin FY, et al. Blowing magnetic skyrmion bubbles. *Science* **349** (2015) 283–286. doi:10.1126/science.aaa1442.
- [24] Jiang W, Zhang X, Yu G, Zhang W, Wang X, Benjamin Jungfleisch M, et al. Direct observation of the skyrmion hall effect. *Nat. Phys.* **13** (2017) 162–169. doi:10.1038/nphys3883.
- [25] Yu G, Upadhyaya P, Shao Q, Wu H, Yin G, Li X, et al. Room-temperature skyrmion shift device for memory application. *Nano Lett.* **17** (2017) 261–268. doi:10.1021/acs.nanolett.6b04010.
- [26] Polyakov AM, Belavin AA. Metastable States of Two-Dimensional Isotropic Ferromagnets. *JETP Lett.* **22** (1975) 245–248. [Pisma Zh. Eksp. Teor. Fiz. **22**, 503 (1975)].
- [27] Volovik G, Mineev V. Particle-like solitons in superfluid  $^3\text{He}$  phases. *Sov. Phys. JETP* **45** (1977) 1186.
- [28] Dzyaloshinskii I, Ivanov B. Localized topological solitons in a ferromagnet. *JETP Lett.* **29** (1979) 540.
- [29] Okubo T, Chung S, Kawamura H. Multiple-q states and the skyrmion lattice of the triangular-lattice heisenberg antiferromagnet under magnetic fields. *Phys. Rev. Lett.* **108** (2012) 017206. doi:10.1103/PhysRevLett.108.017206.
- [30] Leonov AO, Mostovoy M. Multiply periodic states and isolated skyrmions in an anisotropic frustrated magnet. *Nat. Commun.* **6** (2015) 8275. doi:10.1038/ncomms9275.
- [31] Zhang X, Xia J, Zhou Y, Liu X, Zhang H, Ezawa M. Skyrmion dynamics in a frustrated ferromagnetic film and current-induced helicity locking-unlocking transition. *Nat. Commun.* **8** (2017) 1717. doi:10.1038/s41467-017-01785-w.

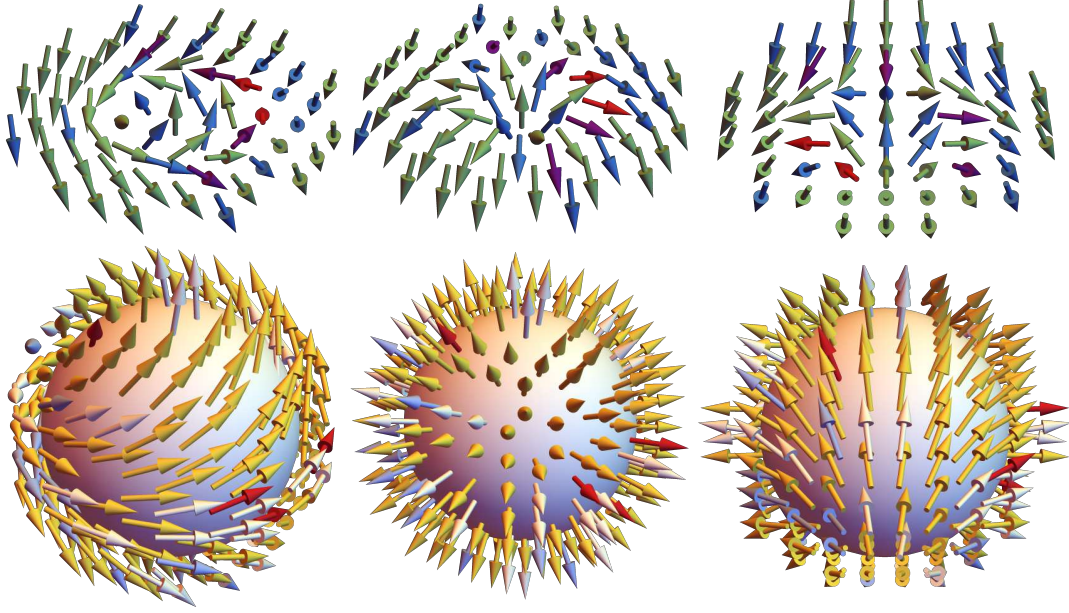


- [32] Leonov AO, Monchesky TL, Romming N, Kubetzka A, Bogdanov AN, Wiesendanger R. The properties of isolated chiral skyrmions in thin magnetic films. *New J. Phys.* **18** (2016) 065003. doi:10.1088/1367-2630/18/6/065003.
- [33] Banerjee S, Rowland J, Erten O, Randeria M. Enhanced stability of skyrmions in two-dimensional chiral magnets with rashba spin-orbit coupling. *Phys. Rev. X* **4** (2014) 031045. doi:10.1103/PhysRevX.4.031045.
- [34] Dzyaloshinskii I. Theory of helicoidal structures in antiferromagnets. 1. nonmetals. *Sov. Phys. JETP* **19** (1964) 17.
- [35] Bak P, Jensen MH. Theory of helical magnetic structures and phase transitions in mnsi and fege. *J. Phys. C: Solid State Phys.* **13** (1980) L881–L885. doi:10.1088/0022-3719/13/31/002.
- [36] Camosi L, Rougemaille N, Fruchart O, Vogel J, Rohart S. Micromagnetics of antiskyrmions in ultrathin films. *Phys. Rev. B* **97** (2018) 134404. doi:10.1103/PhysRevB.97.134404.
- [37] Rohart S, Thiaville A. Skyrmion confinement in ultrathin film nanostructures in the presence of dzyaloshinskii-moriya interaction. *Phys. Rev. B* **88** (2013) 184422. doi:10.1103/PhysRevB.88.184422.
- [38] Siemens A, Zhang Y, Hagemester J, Vedmedenko EY, Wiesendanger R. Minimal radius of magnetic skyrmions: statics and dynamics. *New J. Phys.* **18** (2016) 045021. doi:10.1088/1367-2630/18/4/045021.
- [39] McGrouther D, Lamb RJ, Krajnak M, McFadzean S, McVitie S, Stamps RL, et al. Internal structure of hexagonal skyrmion lattices in cubic helimagnets. *New J. Phys.* **18** (2016) 095004. doi:10.1088/1367-2630/18/9/095004.
- [40] Miron IM, Moore T, Szabolcs H, Buda-Prejbeanu LD, Auffret S, Rodmacq B, et al. Fast current-induced domain-wall motion controlled by the rashba effect. *Nat. Mater.* **10** (2011) 419–423. doi:10.1038/nmat3020.
- [41] Bode M, Heide M, von Bergmann K, Ferriani P, Heinze S, Bihlmayer G, et al. Chiral magnetic order at surfaces driven by inversion asymmetry. *Nature* **447** (2007) 190–193. doi:10.1038/nature05802.
- [42] Langer JS. Statistical theory of the decay of metastable states. *Ann. Phys.* **54** (1969) 258–275. doi:10.1016/0003-4916(69)90153-5.
- [43] Bessarab PF, Müller GP, Lobanov IS, Rybakov FN, Kiselev NS, Jónsson H, et al. Lifetime of racetrack skyrmions. *Sci. Rep.* **8** (2018) 3433. doi:10.1038/s41598-018-21623-3.
- [44] Hayashi M, Thomas L, Moriya R, Rettner C, Parkin SSP. Current-controlled magnetic domain-wall nanowire shift register. *Science* **320** (2008) 209. doi:10.1126/science.1154587.
- [45] Jonietz F, Mühlbauer S, Pfleiderer C, Neubauer A, Münzer W, Bauer A, et al. Spin transfer torques in mnsi at ultralow current densities. *Science* **330** (2010) 1648. doi:10.1126/science.1195709.
- [46] Yu XZ, Kanazawa N, Zhang WZ, Nagai T, Hara T, Kimoto K, et al. Skyrmion flow near room temperature in an ultralow current density. *Nat. Commun.* **3** (2012) 988. doi:10.1038/ncomms1990.
- [47] Sampaio J, Cros V, Rohart S, Thiaville A, Fert A. Nucleation, stability and current-induced motion of isolated magnetic skyrmions in nanostructures. *Nat. Nanotechnol.* **8** (2013) 839–844. doi:10.1038/nnano.2013.210.
- [48] Iwasaki J, Mochizuki M, Nagaosa N. Current-induced skyrmion dynamics in constricted geometries. *Nat. Nanotechnol.* **8** (2013) 742–747. doi:10.1038/nnano.2013.176.
- [49] Woo S, Song KM, Han HS, Jung MS, Im MY, Lee KS, et al. Spin-orbit torque-driven skyrmion dynamics revealed by time-resolved x-ray microscopy. *Nat. Commun.* **8** (2017) 15573. doi:10.1038/ncomms15573.
- [50] Kang W, Huang Y, Zheng C, Lv W, Lei N, Zhang Y, et al. Voltage controlled magnetic skyrmion motion for racetrack memory. *Sci. Rep.* **6** (2016) 23164. doi:10.1038/srep23164.

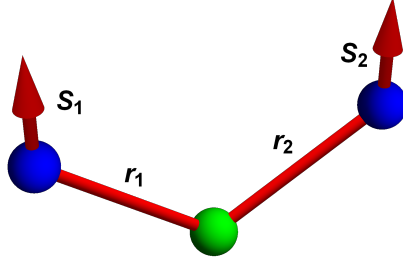
- [51] Nepal R, Güngördü U, Kovalev AA. Magnetic skyrmion bubble motion driven by surface acoustic waves. *Appl. Phys. Lett.* **112** (2018) 112404. doi:10.1063/1.5013620.
- [52] Kong L, Zang J. Dynamics of an insulating skyrmion under a temperature gradient. *Phys. Rev. Lett.* **111** (2013) 067203. doi:10.1103/PhysRevLett.111.067203.
- [53] Lin SZ, Batista CD, Reichhardt C, Saxena A. ac current generation in chiral magnetic insulators and skyrmion motion induced by the spin seebeck effect. *Phys. Rev. Lett.* **112** (2014) 187203. doi:10.1103/PhysRevLett.112.187203.
- [54] Kovalev AA. Skyrmionic spin seebeck effect via dissipative thermomagnonic torques. *Phys. Rev. B* **89** (2014) 241101. doi:10.1103/PhysRevB.89.241101.
- [55] Mochizuki M, Yu XZ, Seki S, Kanazawa N, Koshihara W, Zang J, et al. Thermally driven ratchet motion of a skyrmion microcrystal and topological magnon hall effect. *Nat. Mater.* **13** (2014) 241–246. doi:10.1038/nmat3862.
- [56] Huang S, Zhou C, Chen G, Shen H, Schmid AK, Liu K, et al. Stabilization and current-induced motion of antiskyrmion in the presence of anisotropic dzyaloshinskii-moriya interaction. *Phys. Rev. B* **96** (2017) 144412. doi:10.1103/PhysRevB.96.144412.
- [57] Brataas A, Kent AD, Ohno H. Current-induced torques in magnetic materials. *Nat. Mater.* **11** (2012) 372–381. doi:10.1038/nmat3311.
- [58] Thiele AA. Steady-state motion of magnetic domains. *Phys. Rev. Lett.* **30** (1973) 230–233. doi:10.1103/PhysRevLett.30.230.
- [59] Tomasello R, Martinez E, Zivieri R, Torres L, Carpentieri M, Finocchio G. A strategy for the design of skyrmion racetrack memories. *Sci. Rep.* **4** (2014) 6784. doi:10.1038/srep06784.
- [60] Hrabec A, Sampaio J, Belmeguenai M, Gross I, Weil R, Chérif SM, et al. Current-induced skyrmion generation and dynamics in symmetric bilayers. *Nat. Commun.* **8** (2017) 15765. doi:10.1038/ncomms15765.
- [61] Barker J, Tretiakov OA. Static and dynamical properties of antiferromagnetic skyrmions in the presence of applied current and temperature. *Phys. Rev. Lett.* **116** (2016) 147203. doi:10.1103/PhysRevLett.116.147203.
- [62] Zhang X, Ezawa M, Zhou Y. Thermally stable magnetic skyrmions in multilayer synthetic antiferromagnetic racetracks. *Phys. Rev. B* **94** (2016) 064406. doi:10.1103/PhysRevB.94.064406.
- [63] Woo S, Song KM, Zhang X, Zhou Y, Ezawa M, Liu X, et al. Current-driven dynamics and inhibition of the skyrmion hall effect of ferrimagnetic skyrmions in gdfco films. *Nat. Commun.* **9** (2018) 959. doi:10.1038/s41467-018-03378-7UNREFEREED:.
- [64] Litzius K, Lemesh I, Krüger B, Bassirian P, Caretta L, Richter K, et al. Skyrmion hall effect revealed by direct time-resolved x-ray microscopy. *Nat. Phys.* **13** (2017) 170–175. doi:10.1038/nphys4000.
- [65] Legrand W, Maccariello D, Reyren N, Garcia K, Moutafis C, Moreau-Luchaire C, et al. Room-temperature current-induced generation and motion of sub-100 nm skyrmions. *Nano Lett.* **17** (2017) 2703–2712. doi:10.1021/acs.nanolett.7b00649.
- [66] Reichhardt C, Ray D, Reichhardt CJO. Collective transport properties of driven skyrmions with random disorder. *Phys. Rev. Lett.* **114** (2015) 217202. doi:10.1103/PhysRevLett.114.217202.
- [67] Gross I, Akhtar W, Hrabec A, Sampaio J, Martínez LJ, Chouaieb S, et al. Skyrmion morphology in ultrathin magnetic films. *Phys. Rev. Materials* **2** (2018) 024406. doi:10.1103/PhysRevMaterials.2.024406.
- [68] Lin SZ, Reichhardt C, Batista CD, Saxena A. Particle model for skyrmions in metallic chiral magnets: Dynamics, pinning, and creep. *Phys. Rev. B* **87** (2013) 214419. doi:10.1103/PhysRevB.87.214419.

- [69] Zhou Y, Ezawa M. A reversible conversion between a skyrmion and a domain-wall pair in a junction geometry. *Nat. Commun.* **5** (2014) 4652. doi:10.1038/ncomms5652.
- [70] Lin SZ. Edge instability in a chiral stripe domain under an electric current and skyrmion generation. *Phys. Rev. B* **94** (2016) 020402. doi:10.1103/PhysRevB.94.020402.
- [71] Liu Y, Yan H, Jia M, Du H, Du A. Topological analysis of spin-torque driven magnetic skyrmion formation. *Appl. Phys. Lett.* **109** (2016) 102402. doi:10.1063/1.4962452.
- [72] Stier M, Häusler W, Posske T, Gurski G, Thorwart M. Skyrmion-anti-skyrmion pair creation by in-plane currents. *Phys. Rev. Lett.* **118** (2017) 267203. doi:10.1103/PhysRevLett.118.267203.
- [73] Finazzi M, Savoini M, Khorsand AR, Tsukamoto A, Itoh A, Duò L, et al. Laser-induced magnetic nanostructures with tunable topological properties. *Phys. Rev. Lett.* **110** (2013) 177205. doi:10.1103/PhysRevLett.110.177205.
- [74] Berruto G, Madan I, Murooka Y, Vanacore GM, Pomarico E, Rajeswari J, et al. Laser-induced skyrmion writing and erasing in an ultrafast cryo-lorentz transmission electron microscope. *Phys. Rev. Lett.* **120** (2018) 117201. doi:10.1103/PhysRevLett.120.117201.
- [75] Koshibae W, Nagaosa N. Creation of skyrmions and antiskyrmions by local heating. *Nat. Commun.* **5** (2014) 5148. doi:10.1038/ncomms6148.
- [76] Fujita H, Sato M. Ultrafast generation of skyrmionic defects with vortex beams: Printing laser profiles on magnets. *Phys. Rev. B* **95** (2017) 054421. doi:10.1103/PhysRevB.95.054421.
- [77] Fujita H, Sato M. Encoding orbital angular momentum of light in magnets. *Phys. Rev. B* **96** (2017) 060407. doi:10.1103/PhysRevB.96.060407.
- [78] Yudin D, Gulevich DR, Titov M. Light-induced anisotropic skyrmion and stripe phases in a rashba ferromagnet. *Phys. Rev. Lett.* **119** (2017) 147202. doi:10.1103/PhysRevLett.119.147202.
- [79] Hanneken C, Otte F, Kubetzka A, Dupé B, Romming N, von Bergmann K, et al. Electrical detection of magnetic skyrmions by tunnelling non-collinear magnetoresistance. *Nat. Nanotechnol.* **10** (2015) 1039–1042. doi:10.1038/nnano.2015.218.
- [80] Nagaosa N, Sinova J, Onoda S, MacDonald AH, Ong NP. Anomalous hall effect. *Rev. Mod. Phys.* **82** (2010) 1539–1592. doi:10.1103/RevModPhys.82.1539.
- [81] Maccariello D, Legrand W, Reyren N, Garcia K, Bouzehouane K, Collin S, et al. Electrical detection of single magnetic skyrmions in metallic multilayers at room temperature. *Nat. Nanotechnol.* **13** (2018) 233–237. doi:10.1038/s41565-017-0044-4UNREFEREED:.
- [82] Lee M, Kang W, Onose Y, Tokura Y, Ong NP. Unusual hall effect anomaly in mnsi under pressure. *Phys. Rev. Lett.* **102** (2009) 186601. doi:10.1103/PhysRevLett.102.186601.
- [83] Neubauer A, Pfleiderer C, Binz B, Rosch A, Ritz R, Niklowitz PG, et al. Topological hall effect in the a phase of mnsi. *Phys. Rev. Lett.* **102** (2009) 186602. doi:10.1103/PhysRevLett.102.186602.
- [84] Zhang X, Ezawa M, Zhou Y. Magnetic skyrmion logic gates: conversion, duplication and merging of skyrmions. *Sci. Rep.* **5** (2015) 9400. doi:10.1038/srep09400.
- [85] Prychynenko D, Sitte M, Litzius K, Krüger B, Bourianoff G, Kläui M, et al. Magnetic skyrmion as a nonlinear resistive element: A potential building block for reservoir computing. *Phys. Rev. Appl* **9** (2018) 014034. doi:10.1103/PhysRevApplied.9.014034.
- [86] Bourianoff G, Pinna D, Sitte M, Everschor-Sitte K. Potential implementation of reservoir computing models based on magnetic skyrmions. *AIP Advances* **8** (2018) 055602. doi:10.1063/1.5006918.

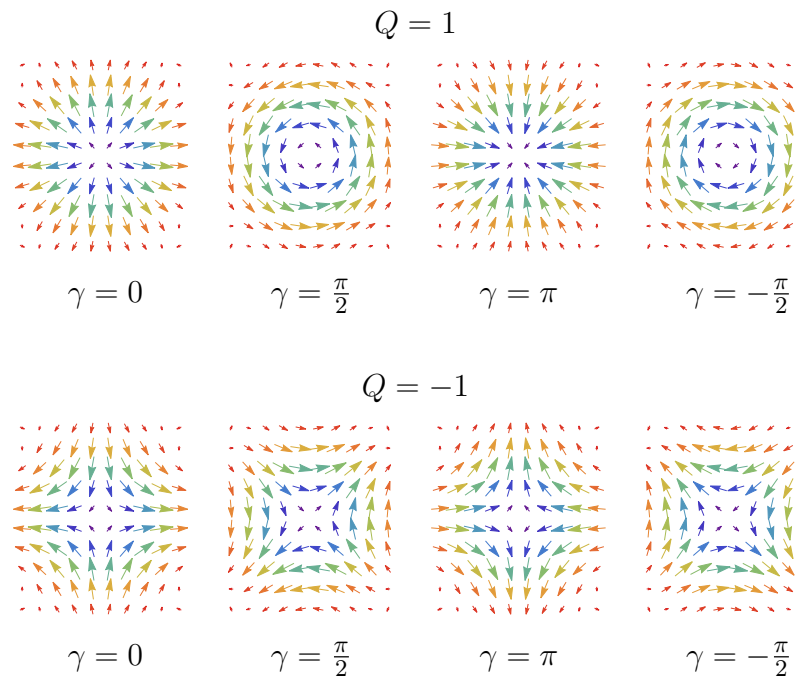
## FIGURE CAPTIONS



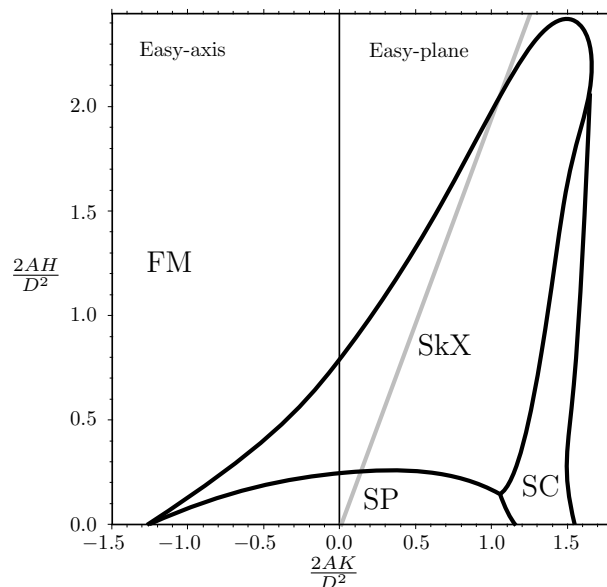
**Figure 1.** Top: Bloch (left) and Néel (middle) skyrmions with topological charge  $Q = 1$  and polarity  $p = 1$ . Antiskyrmion (right) with topological charge  $Q = -1$  and  $p = 1$ . Bottom: For Néel skyrmion (left), Bloch skyrmion (middle), and antiskyrmion (right) the moments wrap around a unit sphere upon application of stereographic projection.



**Figure 2.** Interaction between two neighbouring spins is mediated by the non-magnetic atom. The direction of DMI vector resulting from such interaction is defined by the bond vectors, i.e.,  $\mathcal{D}_{12} \propto \mathbf{r}_1 \times \mathbf{r}_2$ .



**Figure 3.** Magnetization configuration of skyrmions ( $Q = 1$ ) and antiskyrmions ( $Q = -1$ ) with fixed polarity ( $p = 1$ ) and varying helicity. The length and direction of the arrows represent the in-plane component of  $\mathbf{m}$ , and the color indicates  $m_z$ . A Néel skyrmion with  $Q = 1$  and helicity  $\gamma = 0$  corresponds to DMI with  $C_{\infty v}$  symmetry. A Bloch skyrmion with  $Q = 1$  and helicity  $\gamma = \pi/2$  corresponds to DMI with  $SO(3)$  symmetry. Antiskyrmion with  $Q = -1$  and helicity  $\gamma = 0$  corresponds to DMI with  $D_{2d}$  symmetry. An arbitrary helicity  $\gamma$  can be obtained via the global rotation around the  $z$ -axis by an angle  $\gamma$ . Antiskyrmions can be obtained from skyrmions by a reflection with respect to a plane perpendicular to the plane of the magnet. Figure is adapted with permission from Ref. [12].



**Figure 4.** Zero temperature phase diagram for the three cases corresponding to  $SO(3)$ ,  $C_{\infty v}$ , and  $D_{2d}$  symmetries is obtained by numerically solving the LLG equation. The axes correspond to the dimensionless magnetic field and dimensionless uniaxial anisotropy parameter (see Eq. (3)). The gray line separates the aligned and the tilted regions of the FM phase. This phase is taken over by the hexagonal skyrmion lattice (SkX), spiral (SP), and the square cell skyrmion lattice (SC) phases in the regions defined by the bold lines. Figure is adapted with permission from Ref. [12].