

# Time travel in a space-time ring resonator

Marek Czachor

*Katedra Fizyki Teoretycznej i Informatyki Kwantowej, Politechnika Gdańska, 80-233 Gdańsk, Poland*

A ring resonator can be treated as a universal model of a looped dynamics in a Hilbert space. A particular example of a loop occurs in the problem of time travel in space-times whose topologies allow for closed timelike curves (CTCs). I generalize the ring-cavity formalism to an abstract Hilbert-space level. I show that it automatically removes logical inconsistencies associated with chronology protection, provided all input-output relations are given by unitary maps. Examples of elementary loops and a two-loop time machine illustrate the construction. The general formulas, when applied to optical ring resonators, reconstruct the quantum optical results and thus agree with experiment. However, the resulting treatment of CTCs is not equivalent to the one proposed by Deutsch in his classic paper [1].

## I. QUANTUM FEEDBACK LOOPS

Time travel is a physical problem that occurs in space-times involving closed timelike curves (CTC) [2]. What one finds in the literature typically begins with a concrete model of classical space-time (by van Stockhum [3], Gödel [4], Taub [5], Newman-Uni-Tamburino [6], Misner [7], Gott [8, 9], Grant [10]...). The goal of the present paper is to shift the perspective from general relativity to quantum mechanics, and look at the time travel as a general Hilbert-space problem. Basically all the conceptual difficulties are here related to feedback loops. Loops of topological origin lead to logical vicious circles.

Systems whose topology leads to a feedback occur in cases much less esoteric than the time travel (see Fig. 1) but there is no widely accepted procedure of dealing with them in quantum mechanics. Some authors suggest that the dynamics should involve nonlinear maps supplemented by consistency conditions [1, 11, 12]. For example, [11] reports an experimental quantum optical realization of a Deutsch-type system [1], where a Hilbert-space nonlinearity is mimicked by means of an appropriate, externally controlled time-dependent evolution. On the other hand, in the context of time travel examples were given whose description reduced to a functional or path integral, and thus no Hilbert-space nonlinearity occurred [13–15]. Personally sympathizing with the idea of nonlinear generalizations of quantum mechanics, I believe that looped quantum evolutions, including time machines, can be described in a linear way.

Physical systems that may be regarded as analogues of topologically nontrivial space-times can be constructed in a lab. The idea is to create a medium whose optical properties lead to field equations similar to those involving a concrete non-flat metric (meta-materials [16], Bose-Einstein condensates (BEC) [17], dc-SQUID arrays [18], nanophotonic structures [19, 20]). In principle, a Gödel-type space-time could be mimicked by a dc-SQUID array, as discussed in [18, 21], while BECs have been recently proposed as a possible testing ground for gravitational state vector reduction [22]. Last but not least, the idea of the Universe as a ‘helium droplet’ was discussed in great detail by Volovik [23].

We choose a different strategy. Our guiding principle is based on quantum optics of ring resonators [24] (Fig. 1). Ring resonators have found numerous applications in quantum information processing [25]. Their theory is well grounded in experiment, so there is little doubt that quantum mechanical loops are there correctly described.

We will treat a ring cavity interferometer as a universal model of a looped quantum dynamics, a CTC included. A similar reasoning is at the heart of the path-integral formulation of the time machine from [15], although technically speaking the construction from [15] is not based on a consistency condition, but on summation of looped propagator cycles [26]. Some elements of the main idea can be also found in [27, 28], albeit in a much less general setting. It must be stressed, though, that the ‘interferometer’ is understood here in a very abstract sense, as any network of unitary maps, and not as some optical device. In this sense, space-time itself, if treated by path integrals, is an interferometer.

We will formalize, at a general Hilbert-space level, an ‘elementary loop’ consistency condition, different from the one proposed by Deutsch [1], but equivalent to the one employed in optical ring topologies [24]. An optical ring resonator can be thus used as a cross-check of the construction. Moreover, more in the spirit of the lab analogues of nontrivial space-times, a ring resonator can be treated as a lab realization of a time travel.

We cannot a priori exclude the possibility that a part of an input can get trapped in a loop if one appropriately chooses the unitary maps  $U$  and  $W$  in Fig. 1. If this would be the case, we could invent an interferometric analogue of a black hole. To some disappointment, we will find that the resulting linear map is unitary (Theorem 1), so that anything that scatters on the system gets ultimately reflected from it. Accordingly, a looped non-dissipative system is always fully reflecting. The presence of the loop gets encoded in the structure of a scattered state. The result agrees with the fact known from optical ring resonators. Indeed, in the ideal elementary loop topology, the intensities of input and output are equal if losses are neglected.

The consequences for time travel are intriguing.

Namely, a standard objection against CTC is the grandfather paradox: Can we enter the loop, perform a time travel and kill our own grandfather? If so, how come we were born and were able to make the time travel? The solution provided by our first theorem is simple: If you can in principle enter the loop, *you will not be able to do it*. The mouth of the wormhole will behave as an infinite potential barrier. Notice that we have obtained a general chronology protection principle [29, 30]: Chronology protection is guaranteed by unitarity of quantum evolution. Details of the dynamics are irrelevant. One could not hope for a more general result.

Still, there are arguments that an evolution along the loop should not be unitary [14]. If this conclusion is physically correct, our version of chronology protection does not apply.

Next, we consider the case where two loops from Fig. 1 are coupled in a way shown in Fig. 2. The topology here is analogous to the time-machine from [15]. Again, we find that the resulting composition of unitary maps is unitary (Theorem 2). The proofs are given in the last section.

Finally, we ask what happens if one destroys the loop by blocking it somehow, for example by placing there a detector. The interference at the mouth of the loop will be killed, and a putative wormhole traveler will be allowed to enter the loop. However, since the loop is in fact closed, the traveler cannot cross his own world-line (otherwise he would not be allowed to enter the loop). The phenomenon is exactly analogous to the Elitzur-Vaidman interaction-free measurement [31], but here it becomes an ingredient of chronology protection.

We end the paper by comparison with the Deutsch approach [1]. The Appendix collects some formulas from [24] and compares them with our Theorem 1.

## II. HOW TO LOOP A QUANTUM DYNAMICS?

Consider a general quantum dynamical problem  $\psi^{\text{out}} = U\psi^{\text{in}}$  where  $U$  is a unitary map (an  $S$  matrix, an evolution operator  $U(t, t_0)$ , a quantum gate, a beam splitter, whatever). Let us split the input and the output into pairs of ‘ports’, as represented by the diagram

$$\begin{array}{ccc} \psi_0^{\text{in}} & \searrow & \nearrow \psi_0^{\text{out}} \\ & U & \\ \psi_1^{\text{in}} & \nearrow & \searrow \psi_1^{\text{out}} \end{array} \quad (1)$$

The splitting is defined by means of an arbitrary pair of orthogonal projectors,  $P_0 + P_1 = 1$ ,  $P_0 P_1 = 0$ ,  $\psi_0^{\text{in}} = P_0 \psi^{\text{in}}$ ,  $\psi_0^{\text{out}} = P_0 \psi^{\text{out}}$ . The first goal of this paper is to give a general formula for an ‘elementary’ loop (Fig. 1),

$$\psi_0^{\text{out}} = L_{00} \psi_0^{\text{in}}, \quad (2)$$

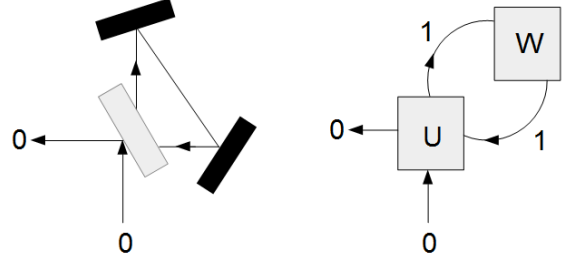


FIG. 1: Elementary loop. Looped interferometer (left) and its general Hilbert-space analogue. The unitary maps  $U$  and  $W$  act in a general Hilbert space. The two input/output ‘ports’ of  $U$  are defined by means of two arbitrary orthogonal projectors,  $P_0$  and  $P_1$ , where the output of the subspace defined by  $P_1$  is fed again into the input defined by the same projector. Restriction of  $W$  to the looped subspace formally means that the map has a block-diagonal form,  $W = P_0 + P_1 W P_1$ . Rotating the semitransparent mirror by 90 degrees we obtain a Sagnac interferometer, involving no loop. The looped interferometer is an example of a ring resonator (a ring cavity) [24], extensively studied both experimentally and theoretically since 1960s.

obtained by looping the dynamics according to the diagram

$$\begin{array}{ccc} \psi_0^{\text{in}} & & \psi_0^{\text{out}} \\ & \searrow \quad \nearrow & \\ & U & \\ & \nearrow \quad \searrow & \\ & W_{11} & \end{array} \quad (3)$$

where  $W_{11} = P_1 W P_1$ .  $W = P_0 + W_{11}$  is a unitary map responsible for the evolution along the loop. The diagram implies a consistency condition for the looped subspace,

$$\psi_1^{\text{in}} = W_{11} \psi_1^{\text{out}}. \quad (4)$$

Unitarity means here that  $W_{11}^* W_{11} = W_{11} W_{11}^* = P_1$ . The diagram has the topology from Fig. 1. Notice that, in principle, the presence of the loop may change the properties the operator  $U$  might have in the absence of the loop (due to a change of boundary conditions). We assume that all these possible modifications of  $U$  have already been taken into account in the definition of  $U$  occurring in the proof of the formula for  $L_{00}$ . This is not a limitation of our argument but a mathematical consistency condition. Now, denoting  $U_{kl} = P_k U P_l$ ,  $W_{kl} = P_k W P_l$ , we obtain the following

*Theorem 1:* (Looped unitary is unlooped-unitary) Let  $U$  and  $W$  occurring in (3) be unitary, and  $1 - U_{11} W_{11}$  be invertible. Then, an input state is transformed into an output state by means of a linear transformation  $L_{00}$

possessing the following properties:

$$L_{00} = U_{00} + U_{01}W_{11}\frac{1}{1-U_{11}W_{11}}U_{10}, \quad (5)$$

$$= U_{00} + U_{01}\frac{1}{1-W_{11}U_{11}}W_{11}U_{10}, \quad (6)$$

$$L_{00} = P_0L_{00}P_0, \quad (7)$$

$$L_{00}L_{00}^* = L_{00}^*L_{00} = P_0. \quad (8)$$

*Proof:* See Section V A.  $\square$

The looped composition of unitaries depicted in Fig. 1 is hence itself unitary, no matter which  $U$  and  $W_{11}$  one takes. Theorem 1 means that it is not possible to trap a part of the input in the loop. A looped ‘beam splitter’ is always fully reflecting, but the fact that there exists a loop is encoded in properties of the outgoing state. In the simplest case of a  $2 \times 2$  matrix  $U$ , the operator  $L_{00}$  is just a phase factor.

Now consider the time-machine from the right part of Fig. 2. The diagram

$$\begin{array}{ccccccc} P_0 & \searrow & & \nearrow & P_0 & & \\ & & U & & & & \\ P_1 & \nearrow & P_1 & \searrow & \swarrow & P_0 & \nwarrow P_0 \\ & & & & W & & \\ P_1 & \nwarrow & P_1 & \swarrow & \searrow & P_0 & \nearrow P_0 \\ & & & & & & U' \\ & & & & P_1 & \nearrow & \searrow P_1 \end{array} \quad (9)$$

indicates which subspaces are looped with one another.

It might seem that the pair  $P_0, P_1$ , defining inputs and outputs of both  $U$  and  $U'$ , could be replaced by two independent pairs,  $P_0, P_1$ , and  $P'_0, P'_1$ , respectively. However, consistency of (9) demands

$$P_0 + P_1 = P'_0 + P'_1 = P_0 + P'_1 = 1. \quad (10)$$

Its only solution is  $P_0 = P'_0, P_1 = P'_1$ .

For  $W = P_0WP_0 + P_1WP_1 = W_{00} + W_{11}$ , the system is equivalent to two separate elementary loops. If  $W = P_0WP_1 + P_1WP_0 = W_{01} + W_{10}$  we essentially get the time machine from [15]. Let us concentrate on the latter special case, still keeping in mind that contemporary experimental ring-resonator configurations are often much more complicated.

*Theorem 2:* Let  $U, U'$  and  $W = W_{01} + W_{10}$  occurring in diagram (9) be unitary. The diagram defines a unitary time machine  $T, TT^* = T^*T = 1$ , whose explicit form reads

$$\begin{aligned} T = & U_{00} + U_{01}W\frac{1}{1-U'_{00}WU_{11}W}U'_{00}WU_{10} \\ & + U'_{10}W\frac{1}{1-U_{11}WU'_{00}W}U_{10} \\ & + U_{01}W\frac{1}{1-U'_{00}WU_{11}W}U'_{01} \\ & + U'_{11} + U'_{10}W\frac{1}{1-U_{11}WU'_{00}W}U_{11}WU'_{01}. \end{aligned} \quad (11)$$

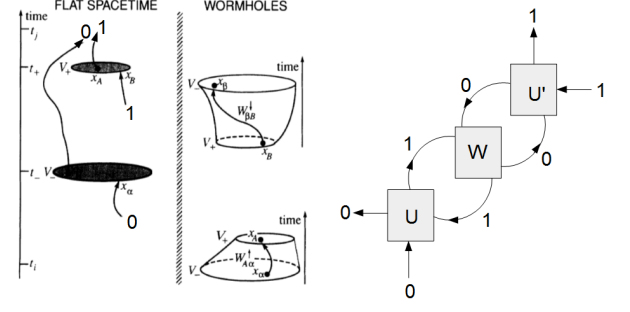


FIG. 2: Two coupled elementary loops. Time machine from [15] (left) and its general Hilbert-space analogue. Here we have six input/output ports of matching dimensions, but the four ports of  $W$  are looped with appropriate ports of  $U$  and  $U'$ .

We assume that all the operators occurring in the denominators of (11) are invertible.

*Proof:* See Section V B.  $\square$

### III. ELITZUR-VAIDMAN PROBLEM AND CHRONOLOGY PROTECTION

The Elitzur-Vaidman problem is related to a property of the Mach-Zehnder interferometer from the left part of Fig. 3. Namely, an amplitude representing a particle transmitted through both beam splitters destructively interferes with the one representing a particle twice reflected from them. In effect, a particle that enters through 0 has zero probability of being detected at 1. If one somehow blocks the upper internal path (by removing the mirror, or placing there an absorber or a detector) the self-interference effect is lost. A particle that enters through 0 can be detected at 1 with probability  $1/4$ . Therefore, a detection of a particle at the output 1 means that the upper internal path was somehow tampered with. This is the essence of interaction-free measurements [31] and tests for eavesdropping in some versions of entangled-state quantum cryptography [32].

Theorem 1 shows that the grandfather paradox is eliminated in our formalism by the same mechanism. Indeed, consider the case of a looped wormhole. Interference at its mouth leads with certainty to reflection. The traveler cannot enter the loop and return to his world-line. However, assume that contrary to his expectation the mouth of the wormhole allowed him to start the time travel. Theorem 1 guarantees that he will not cross his world-line either. A detector or some other absorber waits for him since otherwise he would not be allowed to enter the loop. So, beware of quantum loops!

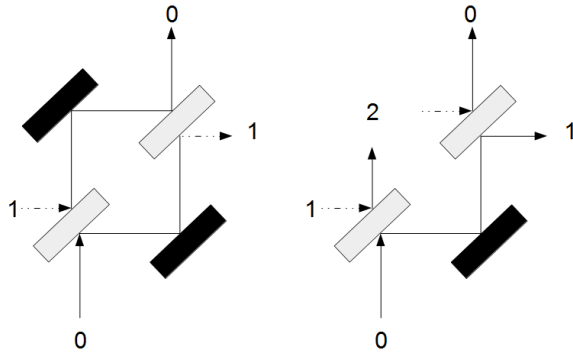


FIG. 3: Mach-Zehnder interferometer(left), and its opened version (right). The left system is a 2-dimensional device that acts as an identity map: 0 at the input is with certainty transmitted into 0 at the output, and 1 into 1. This is an interference effect obtained if the lengths of the two internal paths are identical. However, if we remove one mirror as shown in the right picture, the new map transfers input 0 into output 2 with probability 1/2, and into outputs 0 and 1 with probabilities 1/4. Removal of the mirror kills the interference effect at the second beam splitter so that a reflection into port 1 is no longer impossible. The same effect is found if instead of removing the mirror we place there a detector or an absorber.

#### IV. DEUTSCH REVISITED

The results from our two theorems can be directly compared with the formulas one obtains for ring resonators (cf. Section 2.1.1 in [24]). The agreement is complete (see the Appendix). Experimental realizations of ring resonators include entangled states, quantum memories, heralded single photons, and so on and so forth (for a recent review see [25]). All the formal ingredients needed for quantum information processing are present there. Accordingly, optical experiments seem to confirm the general discussion of loops we have given in a general Hilbert-space setting.

But, then, what about the Deutsch formalism [1]? The first observation is that Deutsch differently defines a looped subsystem. A system in a state  $|x\rangle$  interacts via a CTC with its older version  $|y\rangle$  in such a way that the entire system is described by a tensor product Hilbert space spanned by  $|x\rangle \otimes |y\rangle$ . So, a single-system Hilbert space is turned in a neighborhood of a CTC into a two-system Hilbert space. Deutsch's time traveler interacts with another time traveler, a copy of himself. The wormhole turns a single particle into two particles. But why only two, and not  $1 + n$ , corresponding to  $n$  cycles of a looped evolution? Readers of Stanisław Lem's stories remember the adventure of Ion Tichy who, trapped in a CTC, encountered a crowd of his own copies from Monday, Tuesday morning, Tuesday afternoon, Wednesday...

In my approach, the time traveler remains a single object, but its state is a superposition of being inside and outside of the loop. The interaction with the wormhole is

just an interference effect. My time traveler, as opposed to the Deutsch one, does not *interact* but *interferes* with the older copies of himself. The net result is a reflection from the wormhole. Self-interference, as opposed to self-interaction, is a linear phenomenon.

The second observation is that the notion of a looped subsystem is in the Deutsch formalism associated with a Hilbert space  $\mathcal{H}_2$ , a part of the tensor product  $\mathcal{H} = \mathcal{H}_1 \otimes \mathcal{H}_2$ . Clearly,  $\mathcal{H}_2$  is not a subspace of  $\mathcal{H}$ , so there is no projector projecting  $\mathcal{H}$  onto  $\mathcal{H}_2$ . The ring cavity formalism is thus inapplicable. Then, why does it work so well in quantum optics of photons interacting with ring resonators?

To conclude, I think that the formalism I have outlined is consistent with both quantum mechanics and experiment. The paradoxes of the grandfather variety are all taken care of by quantum interference. The chronology problem is absent. Quantum mechanics of time machines remains a linear theory.

## V. PROOFS

### A. Proof of Theorem 1

#### 1. The form of $L_{00}$

Combining the definition of the two-port

$$\psi_0^{\text{out}} = U_{00}\psi_0^{\text{in}} + U_{01}\psi_1^{\text{in}}, \quad (12)$$

$$\psi_1^{\text{out}} = U_{10}\psi_0^{\text{in}} + U_{11}\psi_1^{\text{in}}, \quad (13)$$

with the loop,

$$\psi_1^{\text{in}} = W_{11}\psi_1^{\text{out}}, \quad (14)$$

we get, after two iterations,

$$\begin{aligned} \psi_0^{\text{out}} &= U_{00}\psi_0^{\text{in}} + U_{01}W_{11}\psi_1^{\text{out}} \\ &= U_{00}\psi_0^{\text{in}} + U_{01}W_{11}(U_{10}\psi_0^{\text{in}} + U_{11}\psi_1^{\text{in}}) \\ &= U_{00}\psi_0^{\text{in}} + U_{01}W_{11}(U_{10}\psi_0^{\text{in}} + U_{11}W_{11}\psi_1^{\text{out}}). \end{aligned} \quad (15)$$

Continuing the iteration one arrives at a geometric series. However, it is simpler to note the consistency condition implied by the first and the third equation,

$$\psi_1^{\text{out}} = U_{10}\psi_0^{\text{in}} + U_{11}W_{11}\psi_1^{\text{out}}, \quad (16)$$

and solve it for  $\psi_1^{\text{out}}$ , assuming the inverse exists,

$$\psi_1^{\text{out}} = \frac{1}{1 - U_{11}W_{11}} U_{10}\psi_0^{\text{in}}. \quad (17)$$

Inserting it back into (15) we obtain

$$\psi_0^{\text{out}} = U_{00}\psi_0^{\text{in}} + U_{01}W_{11} \frac{1}{1 - U_{11}W_{11}} U_{10}\psi_0^{\text{in}} \quad (18)$$

$$= L_{00}\psi_0^{\text{in}}. \quad (19)$$

This ends the proof of the first part of the theorem.

An  $n$ -th term of the geometric series

$$U_{01}W_{11}\frac{1}{1-U_{11}W_{11}}U_{10} = \sum_{n=0}^{\infty} U_{01}W_{11}(U_{11}W_{11})^n U_{10}$$

represents the contribution to  $L_{00}$  from  $n$  cycles of the looped dynamics (see [26]).

In order to see what happens in case the series is not convergent consider the simplest case of a  $2 \times 2$  unitary  $U$ . Unitarity implies  $|U_{11}| \leq 1$ ,  $|W_{11}| = 1$ . For  $|U_{11}| < 1$  the series is convergent and  $L_{00}$  is a phase factor,

$$\begin{aligned} L_{00} &= U_{00} + U_{01}W_{11} \sum_{n=0}^{\infty} (U_{11}W_{11})^n U_{10} \\ &= U_{00} + U_{01}W_{11} \frac{1}{1-U_{11}W_{11}} U_{10} \\ &= -W_{11} \det U \frac{1-U_{11}^*W_{11}^*}{1-U_{11}W_{11}}. \end{aligned} \quad (20)$$

as a product of three phase factors. In the divergent case,  $U_{11}W_{11} = 1$ , the unitarity implies  $U_{10} = U_{01} = 0$ , and  $|U_{00}| = |L_{00}| = 1$ . The divergence of the geometric series is therefore irrelevant since  $L_{00} = U_{00}$  is a well defined phase factor. It seems that an analogous strategy will work in arbitrary dimensions, but we leave the question open.

## 2. Unitarity of $L_{00}$

Consider a unitary operator

$$U = \sum_{k,l=0}^1 P_k U P_l = \sum_{k,l=0}^1 U_{kl}. \quad (21)$$

It is convenient to represent it in a block form

$$U = \begin{pmatrix} U_{00} & U_{01} \\ U_{10} & U_{11} \end{pmatrix} = \begin{pmatrix} a & b \\ c & d \end{pmatrix}. \quad (22)$$

The unitarity of  $U$  means

$$UU^* = \begin{pmatrix} P_0 & 0 \\ 0 & P_1 \end{pmatrix} = \begin{pmatrix} aa^* + bb^* & ac^* + bd^* \\ ca^* + db^* & cc^* + dd^* \end{pmatrix} \quad (23)$$

$$= \begin{pmatrix} a^*a + c^*c & a^*b + c^*d \\ b^*a + d^*c & b^*b + d^*d \end{pmatrix} = U^*U. \quad (24)$$

Analogously,

$$W = \begin{pmatrix} W_{00} & 0 \\ 0 & W_{11} \end{pmatrix} = \begin{pmatrix} P_0 & 0 \\ 0 & w \end{pmatrix}, \quad (25)$$

$$ww^* = w^*w = P_1. \quad (26)$$

Eq. (5) can be written as

$$L_{00} = a + bw \frac{1}{1-dw} c, \quad (27)$$

$$L_{00}^* = a^* + c^* \frac{1}{1-w^*d^*} w^* b^*. \quad (28)$$

The rest reduces to a simple calculation, several times employing (23), (24), (26):

$$\begin{aligned} L_{00}L_{00}^* &= aa^* + ac^* \frac{1}{1-w^*d^*} w^* b^* + bw \frac{1}{1-dw} ca^* \\ &\quad + bw \frac{1}{1-dw} cc^* \frac{1}{1-w^*d^*} w^* b^* \\ &= P_0 - bb^* - bd^* \frac{1}{1-w^*d^*} w^* b^* - bw \frac{1}{1-dw} db^* \\ &\quad + bw \frac{1}{1-dw} cc^* \frac{1}{1-w^*d^*} w^* b^* \\ &= P_0 - bw \frac{1}{1-dw} \left(1 - dd^* - cc^*\right) \frac{1}{1-w^*d^*} w^* b^* \\ &= P_0 - bw \frac{1}{1-dw} P_0 \frac{1}{1-w^*d^*} w^* b^* = P_0. \end{aligned}$$

All the explicit details of the above calculation can be found in the preprint [33]. In order to prove  $L_{00}^*L_{00} = P_0$  we begin with (6) and repeat similar calculations.

## B. Proof of Theorem 2

### 1. The form of $T$

By assumption  $W = W_{01} + W_{10}$  so the loop here is  $\infty$ -shaped (as opposed to the circle-shaped loop from Theorem 1). We begin with  $U$ ,  $U'$ ,

$$\psi_0^{\text{out}} = U_{00}\psi_0^{\text{in}} + U_{01}\psi_1^{\text{in}} \quad (29)$$

$$\psi_1^{\text{out}} = U_{10}\psi_0^{\text{in}} + U_{11}\psi_1^{\text{in}} \quad (30)$$

$$\psi_0'^{\text{out}} = U'_{00}\psi_0'^{\text{in}} + U'_{01}\psi_1'^{\text{in}} \quad (31)$$

$$\psi_1'^{\text{out}} = U'_{10}\psi_0'^{\text{in}} + U'_{11}\psi_1'^{\text{in}}, \quad (32)$$

supplemented by the loops,

$$\psi_1^{\text{in}} = W_{10}\psi_0'^{\text{out}}, \quad (33)$$

$$\psi_0'^{\text{in}} = W_{01}\psi_1^{\text{out}}. \quad (34)$$

The goal is to derive the transformation  $T$

$$\psi_0^{\text{out}} = T_{00}\psi_0^{\text{in}} + T_{01}\psi_1^{\text{in}}, \quad (35)$$

$$\psi_1^{\text{out}} = T_{10}\psi_0^{\text{in}} + T_{11}\psi_1^{\text{in}}. \quad (36)$$

What remains is similar to the proof of Theorem 1. Begin with

$$\psi_0^{\text{out}} = U_{00}\psi_0^{\text{in}} + U_{01}W_{10}\psi_0'^{\text{out}} \quad (37)$$

$$= U_{00}\psi_0^{\text{in}} + U_{01}W_{10}(U'_{00}\psi_0'^{\text{in}} + U'_{01}\psi_1'^{\text{in}})$$

$$= U_{00}\psi_0^{\text{in}} + U_{01}W_{10}(U'_{00}W_{01}\psi_1^{\text{out}} + U'_{01}\psi_1^{\text{in}}).$$

The consistency condition reads

$$\psi_0'^{\text{out}} = U'_{00}W_{01}\psi_1^{\text{out}} + U'_{01}\psi_1^{\text{in}}. \quad (38)$$

Inserting

$$\psi_1^{\text{out}} = U_{10}\psi_0^{\text{in}} + U_{11}W_{10}\psi_0'^{\text{out}} \quad (39)$$

into (38) we obtain

$$\psi_0^{\text{out}} = U'_{00}W_{01}(U_{10}\psi_0^{\text{in}} + U_{11}W_{10}\psi_0^{\text{out}}) + U'_{01}\psi_1^{\text{in}}, \quad (40)$$

which can be solved for  $\psi_0^{\text{out}}$ . Indeed,

$$(1 - U'_{00}W_{01}U_{11}W_{10})\psi_0^{\text{out}} = U'_{00}W_{01}U_{10}\psi_0^{\text{in}} + U'_{01}\psi_1^{\text{in}},$$

so assuming  $1 - U'_{00}W_{01}U_{11}W_{10}$  is invertible, and returning to (37), we find

$$\begin{aligned} \psi_0^{\text{out}} &= U_{00}\psi_0^{\text{in}} \\ &\quad + U_{01}W_{10} \frac{1}{1 - U'_{00}W_{01}U_{11}W_{10}} U'_{00}W_{01}U_{10}\psi_0^{\text{in}} \\ &\quad + U_{01}W_{10} \frac{1}{1 - U'_{00}W_{01}U_{11}W_{10}} U'_{01}\psi_1^{\text{in}} \end{aligned} \quad (41)$$

$$= T_{00}\psi_0^{\text{in}} + T_{01}\psi_1^{\text{in}}. \quad (42)$$

We can skip the indices in  $W$ , arriving at the first and the third terms of (11),

$$T_{00} = U_{00} + U_{01}W \frac{1}{1 - U'_{00}WU_{11}W} U'_{00}WU_{10}, \quad (43)$$

$$T_{01} = U_{01}W \frac{1}{1 - U'_{00}WU_{11}W} U'_{01}. \quad (44)$$

Now, consider

$$\begin{aligned} \psi_1^{\text{out}} &= U'_{10}W_{01}\psi_1^{\text{out}} + U'_{11}\psi_1^{\text{in}} \\ &= U'_{10}W_{01}(U_{10}\psi_0^{\text{in}} + U_{11}\psi_1^{\text{in}}) + U'_{11}\psi_1^{\text{in}} \\ &= U'_{10}W_{01}(U_{10}\psi_0^{\text{in}} + U_{11}W_{10}\psi_0^{\text{out}}) + U'_{11}\psi_1^{\text{in}}. \end{aligned} \quad (45)$$

The consistency condition is

$$\psi_1^{\text{out}} = U_{10}\psi_0^{\text{in}} + U_{11}W_{10}\psi_0^{\text{out}}. \quad (46)$$

Inserting

$$\psi_0^{\text{out}} = U'_{00}W_{01}\psi_1^{\text{out}} + U'_{01}\psi_1^{\text{in}} \quad (47)$$

into (46), we compute  $\psi_1^{\text{out}}$  from

$$(1 - U_{11}W_{10}U'_{00}W_{01})\psi_1^{\text{out}} = U_{10}\psi_0^{\text{in}} + U_{11}W_{10}U'_{01}\psi_1^{\text{in}},$$

and insert the result into (45). Finally,

$$\begin{aligned} \psi_1^{\text{out}} &= U'_{10}W \frac{1}{1 - U_{11}WU'_{00}W} U_{10}\psi_0^{\text{in}} \\ &\quad + U'_{10}W \frac{1}{1 - U_{11}WU'_{00}W} U_{11}WU'_{01}\psi_1^{\text{in}} \\ &\quad + U'_{11}\psi_1^{\text{in}} \\ &= T_{10}\psi_0^{\text{in}} + T_{11}\psi_1^{\text{in}} \end{aligned} \quad (48)$$

reconstruct the second and the fourth lines of (11). The whole formula (11) follows from

$$T = \sum_{k,l=0}^1 P_k T P_l = \sum_{k,l=0}^1 T_{kl}. \quad (49)$$

## 2. Unitarity of $T$

Let  $X = UW$ ,  $X' = U'W$ . The maps are unitary. The blocks are related by

$$X_{00} = P_0UWP_0 = P_0UP_1W = U_{01}W, \quad (50)$$

$$X_{01} = P_0UWP_1 = P_0UP_0W = U_{00}W, \quad (51)$$

$$X_{10} = P_1UWP_0 = P_1UP_1W = U_{11}W, \quad (52)$$

$$X_{11} = P_1UWP_1 = P_1UP_0W = U_{10}W, \quad (53)$$

and analogously for  $X'$ . Rewriting  $T$  by means of  $X$  and  $X'$ , and defining  $S = TW$  we ultimately obtain a form which is more convenient for the proof (unitarity of  $S$  implies the one of  $T$ ),

$$\begin{aligned} S &= X_{01} + X_{00} \frac{1}{1 - X'_{01}X_{10}} X'_{01}X_{11} \\ &\quad + X'_{11} \frac{1}{1 - X_{10}X'_{01}} X_{11} + X_{00} \frac{1}{1 - X'_{01}X_{10}} X'_{00} \\ &\quad + X'_{10} + X'_{11} \frac{1}{1 - X_{10}X'_{01}} X_{10}X'_{00}. \end{aligned} \quad (54)$$

Denote,

$$X = \begin{pmatrix} X_{00} & X_{01} \\ X_{10} & X_{11} \end{pmatrix} = \begin{pmatrix} a & b \\ c & d \end{pmatrix}, \quad (55)$$

$$X' = \begin{pmatrix} X'_{00} & X'_{01} \\ X'_{10} & X'_{11} \end{pmatrix} = \begin{pmatrix} a' & b' \\ c' & d' \end{pmatrix}. \quad (56)$$

In this notation

$$S = \begin{pmatrix} S_{00} & S_{01} \\ S_{10} & S_{11} \end{pmatrix} = \begin{pmatrix} A & B \\ C & D \end{pmatrix} \quad (57)$$

$$= \begin{pmatrix} a \frac{1}{1-b'c} a' & b + a \frac{1}{1-b'c} b'd \\ c' + d' \frac{1}{1-cb'} ca' & d' \frac{1}{1-cb'} d \end{pmatrix}. \quad (58)$$

We have to prove that  $S$  is unitary whenever  $X$  and  $X'$  are unitary. But first, let us have a look at

$$\begin{aligned} S^* &= \begin{pmatrix} A^* & C^* \\ B^* & D^* \end{pmatrix} \\ &= \begin{pmatrix} a'^* \frac{1}{1-c^*b'^*} a^* & c'^* + a'^* c^* \frac{1}{1-b'^*c^*} d'^* \\ b^* + d^* b'^* \frac{1}{1-c^*b'^*} a^* & d^* \frac{1}{1-b'^*c^*} d'^* \end{pmatrix} \\ &= \begin{pmatrix} a'^* \frac{1}{1-c^*b'^*} a^* & c'^* + a'^* \frac{1}{1-c^*b'^*} c^* d'^* \\ b^* + d^* \frac{1}{1-b'^*c^*} b'^* a^* & d^* \frac{1}{1-b'^*c^*} d'^* \end{pmatrix}. \end{aligned} \quad (59)$$

Comparing (59) with (58) we observe that  $S^*$  has the same form as  $S$  if one interchanges  $X$  and  $X'^*$ . Since  $X$  and  $X'$  are arbitrary unitary operators, if we manage to prove  $SS^* = 1$  then  $S^*S = 1$  will be obtained just by  $X \leftrightarrow X'^*$ . The proof of unitarity of  $S$  (and thus of  $T$ ) reduces to checking that

$$AA^* + BB^* = P_0, \quad (60)$$

$$AC^* + BD^* = 0, \quad (61)$$

$$CC^* + DD^* = P_1. \quad (62)$$

All the three proofs are similar to the one we have given for the case of  $L$  from Theorem 1. So, let us outline the one for (62), leaving the remaining ones as exercises for the readers. The conditions to be used are (23), (24), together with their primed versions. Then

$$\begin{aligned}
(62) &= c'c'^* \\
&+ c'a'^*c^* \frac{1}{1-b'^*c^*} d'^* \\
&+ d' \frac{1}{1-cb'} ca'c'^* \\
&+ d' \frac{1}{1-cb'} ca'a'^*c^* \frac{1}{1-b'^*c^*} d'^* \\
&+ d' \frac{1}{1-cb'} dd^* \frac{1}{1-b'^*c^*} d'^* \\
&= P_1 - d' \frac{1}{1-cb'} (1-cb')(1-b'^*c^*) \frac{1}{1-b'^*c^*} d'^* \\
&- d' \frac{1}{1-cb'} (1-cb')b'^*c^* \frac{1}{1-b'^*c^*} d'^* \\
&- d' \frac{1}{1-cb'} cb'(1-b'^*c^*) \frac{1}{1-b'^*c^*} d'^* \\
&+ d' \frac{1}{1-cb'} c(P_0 - b'b'^*)c^* \frac{1}{1-b'^*c^*} d'^* \\
&+ d' \frac{1}{1-cb'} dd^* \frac{1}{1-b'^*c^*} d'^* \\
&= P_1 - d' \frac{1}{1-cb'} P_0 \frac{1}{1-b'^*c^*} d'^* = P_1, \quad (63)
\end{aligned}$$

which we had to demonstrate.

#### Appendix: Elementary loop from [24]

Let us compare the analysis of a single ring resonator given in [24] with our general formulas for elementary-loop map  $L$ . In the notation from [24] the beam splitter is given by (Eq. 2.1 in [24])

$$\begin{pmatrix} E_{t1} \\ E_{t2} \end{pmatrix} = \begin{pmatrix} t & \kappa \\ -\bar{\kappa} & \bar{t} \end{pmatrix} \begin{pmatrix} E_{i1} \\ E_{i2} \end{pmatrix}, \quad (64)$$

with  $|t|^2 + |\kappa|^2 = 1$ . This corresponds to our

$$\begin{pmatrix} \psi_0^{\text{out}} \\ \psi_1^{\text{out}} \end{pmatrix} = \begin{pmatrix} U_{00} & U_{01} \\ U_{10} & U_{11} \end{pmatrix} \begin{pmatrix} \psi_0^{\text{in}} \\ \psi_1^{\text{in}} \end{pmatrix}, \quad (65)$$

with  $U^*U = UU^* = 1$ . The resonator consists of a ring of radius  $r$ . Our feedback formula

$$\psi_1^{\text{in}} = W_{11}\psi_1^{\text{out}}, \quad (66)$$

is represented in [24] by

$$E_{i2} = \alpha e^{i\theta} E_{t2}, \quad \theta = \omega L/c, \quad (67)$$

where  $L = 2\pi r$ .  $\omega$ ,  $c$  are, respectively, a mode frequency and a velocity of light in the resonator.  $\alpha$  is a damping coefficient. Assuming no losses, as we do in the present paper, we should put  $\alpha = 1$ . The solution, given by Eqs. (2.6)-(2.8) in [24], assuming  $E_{i1} = 1$ , reads

$$E_{t1} = \frac{-\alpha + te^{-i\theta}}{-\alpha\bar{t} + e^{-i\theta}}, \quad (68)$$

$$E_{i2} = \frac{-\alpha\bar{\kappa}}{-\alpha\bar{t} + e^{-i\theta}}, \quad (69)$$

$$E_{t2} = \frac{-\bar{\kappa}}{1 - \alpha\bar{t}e^{i\theta}}. \quad (70)$$

In our case

$$\psi_1^{\text{out}} = L_{10}\psi_0^{\text{in}} \quad (71)$$

$$= \frac{1}{1 - U_{11}W_{11}} U_{10}\psi_0^{\text{in}} \quad (72)$$

$$= \frac{1}{1 - \bar{t}\alpha e^{i\theta}} (-\bar{\kappa})\psi_0^{\text{in}} = E_{t2}, \quad (73)$$

since  $\psi_0^{\text{in}} = E_{i1} = 1$ .

$$\psi_0^{\text{out}} = \left( U_{00} + U_{01}W_{11} \frac{1}{1 - U_{11}W_{11}} U_{10} \right) \psi_0^{\text{in}} \quad (74)$$

$$= t + \kappa\alpha e^{i\theta} \frac{1}{1 - \bar{t}\alpha e^{i\theta}} (-\bar{\kappa}) \quad (75)$$

$$= \frac{t - (|t|^2 + |\kappa|^2)\alpha e^{i\theta}}{1 - \bar{t}\alpha e^{i\theta}} = E_{t1}, \quad (76)$$

in full agreement with [24].

- 
- [1] D. Deutsch, Phys. Rev. D **44**, 3197 (1991).
  - [2] M. S. Morris, K. S. Thorne, and U. Yurtsever, Phys. Rev. Lett. **61**, 1446 (1988).
  - [3] W. J. Van Stockum, Proc. Roy. Soc. Edin. **57**, 135 (1937).
  - [4] K. Gödel, Rev. Mod. Phys. **21**, 447 (1949).
  - [5] A. H. Taub, Ann. Math. **53**, 472 (1951).
  - [6] E. T. Newman, L. Tamburino, and T. J. Unti, J. Math. Phys. **4**, 915 (1963).
  - [7] C. W. Misner, in *Relativity Theory and Astrophysics I*.

*Relativity and Cosmology*, ed. J. Ehlers, pp. 160-169, Providence (1967).

- [8] J. R. Gott III, Phys. Rev. Lett. **66**, 1126 (1991).
- [9] S. Deser, R. Jackiw, and G. 't Hooft, Phys. Rev. Lett. **68**, 267 (1992).
- [10] J. D. E. Grant, Phys. Rev. D **47**, 2388 (1993).
- [11] M. Ringbauer et al., Nat. Comm. **5**, 4145 (2014).
- [12] C. H. Bennett et al., Phys. Rev. Lett. **103**, 170502 (2009).
- [13] D. G. Boulware, Phys. Rev. D. **46**, 4421 (1992).

- [14] H. D. Politzer, Phys. Rev. D. **46**, 4410 (1992); Phys. Rev. D. **49**, 3981 (1994).
- [15] D. S. Goldwirth et al., Phys. Rev. D. **49**, 3951 (1994).
- [16] C. Sabín, Phys. Rev. D **94**, 081501 (2016).
- [17] J. Mateos and C. Sabín, Phys. Rev. D **97**, 044045 (2018).
- [18] C. Sabín, New J. Phys. **20**, 053028 (2018).
- [19] R. Bekenstein et al., Nature Phot. **11**, 664 (2017).
- [20] C. Sabín, Universe **4**, 115 (2018).
- [21] G. Martín-Vázquez and C. Sabín, arXiv:1810.05124 [quant-ph] (2018).
- [22] R. Howl, R. Penrose, and I. Fuentes, arXiv:1812.04630 [quant-ph] (2018).
- [23] G. E. Volovik, *The Universe in a Helium Droplet*, Clarendon Press, Oxford (2003).
- [24] D. G. Rabus, *Integrated Ring Resonators. The Compendium*, Springer, Berlin (2007).
- [25] L. Caspani et al., Light: Science & Applications **6**, e17100 (2017); doi: 10.1038/lsa.2017.100
- [26] In an earlier version of the present paper, M. Czachor, arXiv:1805.12129v4 [quant-ph], proofs employing a summation of cycles of looped evolutions were used. As expected, the results were identical to our Theorems 1 and 2. The present proofs are more straightforward, and do not require additional ‘physical’ assumptions about the physical process itself. It is nevertheless very instructive to prove the theorems in both ways.
- [27] T. Pegg, in *Times’ arrows, quantum measurement and superluminal behavior*, eds. D. Mugnai, A. Ranfagni and L. S. Schulman, p. 113, CNDR, Roma (2001); arXiv:quant-ph/0506141.
- [28] D. M. Greenberger and K. Svozil, in *Between Chance and Choice*, eds. H. Atmanspacher and R. Bishop, p. 293, Imprint Academic, Thorverton (2002); arXiv:quant-ph/0506027 (2005).
- [29] S. W. Hawking, Phys. Rev. D **46**, 603 (1992).
- [30] M. Visser, Phys. Rev. D **47**, 554 (1993).
- [31] A. C. Elitzur and L. Vaidman, Found. Phys. **23**, 987 (1993).
- [32] M. Czachor, Phys. Lett. A **257**, 107 (1999); arXiv:quant-ph/9812030.
- [33] M. Czachor, arXiv:1805.12129v1 [quant-ph]