

Interferometric analogue of chronology protection

Marek Czachor^{1,2}

¹*Katedra Fizyki Teoretycznej i Informatyki Kwantowej,
Politechnika Gdańska, 80-233 Gdańsk, Poland,*

²*Centrum Leo Apostel (CLEA),
Vrije Universiteit Brussel, 1050 Brussels, Belgium,*

Consider a unitary beam splitter $\Rightarrow U \Rightarrow$. It has two inputs and two outputs. Now connect one output port with an input port by a feedback loop, so that only single external ports remain, $\rightarrow \bigcirc \rightarrow$. The question is: Can we find such a U that a part of an input signal will get trapped in the loop? If so, we could produce an interferometric analogue of a black hole. We prove that this is impossible. No matter which U one selects the process $\psi_{\text{in}} \rightarrow \bigcirc \rightarrow \psi_{\text{out}}$ implies $|\psi_{\text{in}}| = |\psi_{\text{out}}|$, i.e. a looped beam splitter always behaves as a fully reflecting mirror. Since properties of both U and the looped dynamics get encoded in the scattering phase shift, one can probe the otherwise inaccessible loop region by a Mach-Zehnder interferometry. The Elitzur-Vaidman ‘bomb’ test with the bomb placed in the loop can be interpreted as an interferometric analogue of the ‘grandfather problem’ in the presence of a closed time-like curve. However, here the ‘grandfather paradox’ is absent in consequence of the looped interference. The formalism we employ is based on the standard superposition principle. As opposed to the Deutsch formalism, the loop does not lead to a nonlinear evolution. This is not surprising: An analogous topology occurs in Michelson interferometers but their description does not require nonlinear electrodynamics.

Consider the general scattering problem $\psi^{(1)} = U\psi^{(0)}$ where U is a unitary map (an S matrix, an evolution operator $U(t, t_0)$, a quantum gate, a beam splitter, whatever). Now, let us split the input and the output into pairs of ports, so that we deal with the diagram

$$\begin{array}{ccc} \psi_0^{(0)} & \searrow & \nearrow \psi_0^{(1)} \\ & U & \\ \psi_1^{(0)} & \nearrow & \searrow \psi_1^{(1)} \end{array} \quad (1)$$

and U becomes a beam splitter. Our principal goal is to consider the loop case where an output of one of the ports is fed again into an input port, producing

$$\begin{array}{ccc} \psi_0^{(0)} & \searrow & \nearrow \psi_0^{(1)} \\ & U & \\ \nearrow & & \searrow \\ \leftarrow V \leftarrow & & \end{array} \quad (2)$$

Here V denotes a unitary transformation responsible for the evolution along the loop.

A canonical example of such a process is the interferometer shown in the left part of Fig. 1. However, if one thinks of Fig. 1 as a space-time diagram, then the interferometer describes an evolution of a system in a neighborhood of a closed time-like wormhole [1–26]. The schematic depicted in the right part of Fig. 1 describes a situation where an obstacle makes interference at the beam splitter U impossible. Alternatively, this is a situation where a wormhole traveler gets destroyed before having managed to close the loop. Yet another interpretation of the right picture is the

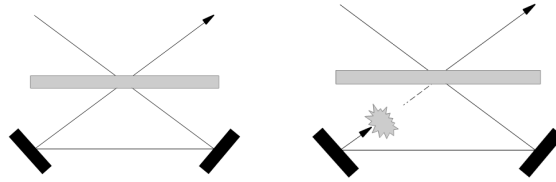


FIG. 1: An optical interferometer with a looped path (left), and its version with an obstacle (right). The latter is equivalent to a beam splitter with a detector in one of its output ports. Reinterpreted in space-time terms, the diagrams represent a quantum evolution in a neighborhood of a closed time-like wormhole.

case where a source of quantum particles is placed at the loop side of the beam splitter, unavoidably destroying the loop itself.

The problem is subtle and has led to an ongoing discussion in the context of closed time-like curves. Some authors regarded the system as a possible scenario for nonlinear evolution of states in quantum mechanics. However, the optical version can be easily built in a lab, and it does not seem to require a modified nonlinear theory of electromagnetism. Actually, the topology of the system is not very different from the Michelson interferometer.

Now we want to formally describe these diagrams and answer the following two questions:

(1) Can we invent an interferometer that traps a part of the input in its loop side? Put differently, is it possible to build an interferometric analogue of a black-hole, where a part of the input signal will not be able to leave the loop?

(2) Can a wormhole traveler enter the loop, perform a time travel, and again interact with its own world-line? In other words, does the interferometer imply a kind of ‘grandfather paradox’?

We will see that both answers are negative no matter which U one selects, at least in the simple one qubit example. It is natural to expect that the proof can be generalized beyond a single qubit case, since all that counts here is unitarity of both U and V .

We will treat the loop dynamics as a superposition of infinitely many loop cycles,

$$\begin{array}{ccccccc} \psi_0^{(0)} & \searrow & & \nearrow & \psi_0^{(1)} & & \\ & & U & & & & \\ & \nearrow & & \searrow & \psi_1^{(1)} & & \\ & & & & V\psi_1^{(1)} & & \end{array} + \begin{array}{ccccccc} & & & & \searrow & & \nearrow \psi_0^{(2)} \\ & & & & & U & \\ & & & & \nearrow & & \searrow \psi_1^{(2)} \\ & & & & & & V\psi_1^{(2)} \end{array} + \dots \quad (3)$$

Let us note that the loop decreases the dimension of the problem. Effectively, only one input and one output channels remain. The output state is the superposition

$$\psi_0 = \sum_{j=1}^{\infty} \psi_0^{(j)}. \quad (4)$$

A part of the input signal will be trapped if $|\psi_0|^2 < |\psi_0^{(0)}|^2$. Somewhat surprisingly, we will now show that

$$|\psi_0|^2 = |\psi_0^{(0)}|^2 \quad (5)$$

for any U and V . Of course, in our case V can be at most a phase factor since this is a 1×1 unitary operator, but the only restriction we impose on

$$\begin{pmatrix} \psi_0^{(n+1)} \\ \psi_1^{(n+1)} \end{pmatrix} = \begin{pmatrix} U_{00} & U_{01} \\ U_{10} & U_{11} \end{pmatrix} \begin{pmatrix} \psi_0^{(n)} \\ \psi_1^{(n)} \end{pmatrix} \quad (6)$$

is its unitarity. Begin with $\psi_0^{(0)} = 1$. The diagrams lead to

$$\begin{pmatrix} \psi_0^{(1)} \\ \psi_1^{(1)} \end{pmatrix} = \begin{pmatrix} U_{00} & U_{01} \\ U_{10} & U_{11} \end{pmatrix} \begin{pmatrix} 1 \\ 0 \end{pmatrix} = \begin{pmatrix} U_{00} \\ U_{10} \end{pmatrix}, \quad (7)$$

$$\begin{pmatrix} \psi_0^{(2)} \\ \psi_1^{(2)} \end{pmatrix} = \begin{pmatrix} U_{00} & U_{01} \\ U_{10} & U_{11} \end{pmatrix} \begin{pmatrix} 0 \\ V\psi_1^{(1)} \end{pmatrix} = \begin{pmatrix} U_{01} \\ U_{11} \end{pmatrix} VU_{10}, \quad (8)$$

$$\begin{pmatrix} \psi_0^{(3)} \\ \psi_1^{(3)} \end{pmatrix} = \begin{pmatrix} U_{00} & U_{01} \\ U_{10} & U_{11} \end{pmatrix} \begin{pmatrix} 0 \\ V\psi_1^{(2)} \end{pmatrix} = \begin{pmatrix} U_{01} \\ U_{11} \end{pmatrix} VU_{11}VU_{10}, \quad (9)$$

$$\begin{pmatrix} \psi_0^{(4)} \\ \psi_1^{(4)} \end{pmatrix} = \begin{pmatrix} U_{00} & U_{01} \\ U_{10} & U_{11} \end{pmatrix} \begin{pmatrix} 0 \\ V\psi_1^{(3)} \end{pmatrix} = \begin{pmatrix} U_{01} \\ U_{11} \end{pmatrix} VU_{11}VU_{11}VU_{10}, \quad (10)$$

and so on. Unitarity implies $|U_{11}V| \leq 1$. For $|U_{11}V| < 1$

$$\begin{aligned} \psi_0 &= U_{00} + U_{01}VU_{10} + U_{01}VU_{11}VU_{10} + U_{01}VU_{11}VU_{11}VU_{10} + U_{01}VU_{11}VU_{11}VU_{11}VU_{10} + \dots \\ &= U_{00} + U_{01}V \left(1 + U_{11}V + (U_{11}V)^2 + (U_{11}V)^3 + \dots \right) U_{10} \\ &= U_{00} + U_{01}V \frac{1}{1 - U_{11}V} U_{10} = \frac{U_{00} - U_{00}U_{11}V + U_{01}U_{10}V}{1 - U_{11}V} = \frac{U_{00} - V \det U}{1 - U_{11}V} \\ &= -V \det U \frac{1 - \bar{V}U_{00}/\det U}{1 - U_{11}V}. \end{aligned} \quad (11)$$

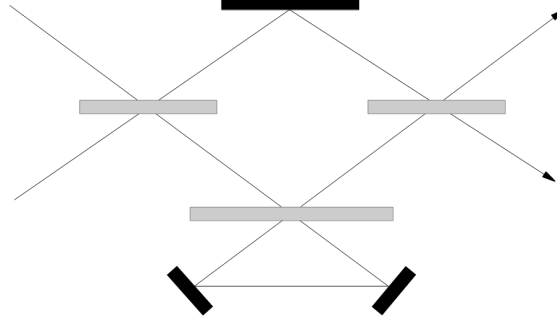


FIG. 2: The phase induced by the loop can be tested in a Mach-Zehnder interferometer.

Since U is unitary,

$$\begin{pmatrix} \bar{U}_{00} & \bar{U}_{10} \\ \bar{U}_{01} & \bar{U}_{11} \end{pmatrix} = \frac{1}{\det U} \begin{pmatrix} U_{11} & -U_{01} \\ -U_{10} & U_{00} \end{pmatrix}, \quad (12)$$

ψ_0 is a product of three phase factors,

$$\psi_0 = -V \det U \frac{1 - \bar{U}_{11} \bar{V}}{1 - U_{11} V}, \quad (13)$$

and thus is a phase factor itself. We conclude that the interferometer involving a closed loop behaves as a fully reflecting mirror. The loop gets manifested through a scattering phase.

Let us now look more closely at the exceptional case $U_{11}V = 1$. V is a phase factor, so $U_{11} = \bar{V}$, and by unitarity

$$\begin{aligned} \begin{pmatrix} 1 & 0 \\ 0 & 1 \end{pmatrix} &= \begin{pmatrix} U_{00} & U_{01} \\ U_{10} & \bar{V} \end{pmatrix} \begin{pmatrix} \bar{U}_{00} & \bar{U}_{10} \\ \bar{U}_{01} & V \end{pmatrix} = \begin{pmatrix} |U_{00}|^2 + |U_{01}|^2 & U_{00}\bar{U}_{10} + U_{01}V \\ U_{10}\bar{U}_{00} + \bar{V}\bar{U}_{01} & |V|^2 + |U_{10}|^2 \end{pmatrix} \\ &= \begin{pmatrix} |U_{00}|^2 + |U_{01}|^2 & U_{00}\bar{U}_{10} + U_{01}V \\ U_{10}\bar{U}_{00} + \bar{V}\bar{U}_{01} & 1 + |U_{10}|^2 \end{pmatrix} \end{aligned} \quad (14)$$

implying $U_{10} = 0$. But then

$$\begin{pmatrix} 1 & 0 \\ 0 & 1 \end{pmatrix} = \begin{pmatrix} |U_{00}|^2 + |U_{01}|^2 & U_{01}V \\ \bar{V}\bar{U}_{01} & 1 \end{pmatrix}. \quad (15)$$

Since $V \neq 0$ we find $U_{01} = 0$, and finally

$$U = \begin{pmatrix} U_{00} & 0 \\ 0 & \bar{V} \end{pmatrix} \quad (16)$$

implying $\psi_0^{(1)} = U_{00} = \psi_0$, $\psi_1^{(j)} = 0$ for $j = 0, 1, 2, \dots$. By unitarity U_{00} is a phase factor, so the conclusion is unchanged.

Let us now contemplate the situation from the right side of Fig. 1. This is a variant of the Elitzur-Vaidman bomb problem [27]. The interference effect at the beam splitter U is destroyed and with the probability determined by the form of U_{10} a particle can enter the loop, but then will not be able to leave it! For if it could in principle leave it, it could not enter the loop since the device would behave as a fully reflecting mirror. Note that this is an interesting way out of the grandfather paradox. Unitarity protects chronology, as required by Hawking [28].

The fact that the interferometer from Fig. 1 behaves as a fully reflecting mirror opens a way to interaction-free measurements of the loop side of U by means of Mach-Zehnder interferometry (Fig. 2). There are many other cases to contemplate, just to mention the Elitzur-Vaidman test (Fig. 3), or Aharonov-Bohm-type effect (Fig. 4) with a solenoid surrounded by a path containing no particles.

[1] W. J. Van Stockum, Proc. Roy. Soc. Edin. 57, 135 (1937).

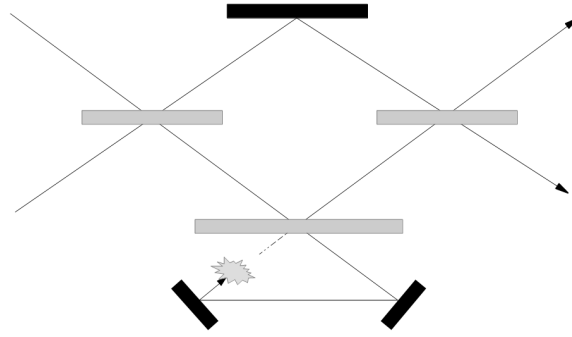


FIG. 3: A variant of the Elitzur-Vaidman bomb test. If anyone crosses the loop, the beam splitter U ceases to behave as a fully reflecting mirror.

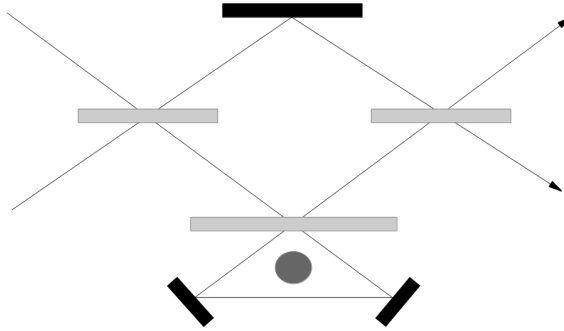


FIG. 4: Aharonov-Bohm phase produced by the loop hidden behind the mirror should be observed in the Mach-Zehnder interference pattern, even though the loop contains no particles.

- [2] K. Goedel, *Rev. Mod. Phys.* 21, 447 (1949).
- [3] M. S. Morris, K. S. Thorne, and U. Yurtsever, *Phys. Rev. Lett.* 61, 1446 (1988).
- [4] D. Deutsch, *Phys. Rev. D* 44, 3197 (1991).
- [5] J. Friedman et al., *Phys. Rev. D* 42, 1915 (1990).
- [6] D. Ahn, T. C. Ralph, and R. B. Mann, (2010), arXiv:1008.0221 [quant-ph] .
- [7] T. A. Brun, M. M. Wilde, and A. Winter, *Phys. Rev. Lett.* 111, 190401 (2013).
- [8] S. R. Moulick and P. K. Panigrahi, *Sci. Rep.* 6, 37958 (2016).
- [9] T. A. Brun, J. Harrington, and M. M. Wilde, *Phys. Rev. Lett.* 102, 210402 (2009).
- [10] M. Ringbauer et al., *Nat. Comm.* 4145 (2014) .
- [11] T. A. Brun, *Found. Phys.* 16, 245 (2003).
- [12] D. Bacon, *Phys. Rev. A* 70, 032309 (2004).
- [13] S. Aaronson and J. Watrous, *Proc. R. Soc. A* 465, 631 (2009).
- [14] C. H. Bennett, D. Leung, G. Smith, and J. A. Smolin, *Phys. Rev. Lett.* 103, 170502 (2009) .
- [15] S. Lloyd et al., *Phys. Rev. Lett.* 106, 040403 (2011).
- [16] S. Lloyd et al., *Phys. Rev. D* 84, 025007 (2011).
- [17] G. Svetlichny, *Int. J. Theor. Phys.* 50, 3903 (2011).
- [18] T. A. Brun and M. M. Wilde, *Found. Phys.* 42, 341 (2012).
- [19] T. C. Ralph, *Phys. Rev. A* 76, 012336 (2007).
- [20] T. C. Ralph, G. J. Milburn, and T. Downes, *Phys. Rev. A* 79, 022121 (2009).
- [21] J. J. Wallman and S. D. Bartlett, *Found. Phys.* 42, 656 (2012).
- [22] E. G. Cavalcanti and N. C. Menicucci, (2010), arXiv:1004.1219 [quant-ph] .
- [23] T. C. Ralph and C. R. Myers, *Phys. Rev. A* 82, 062330 (2010).
- [24] J.-M. A. Allen, *Phys. Rev. A* 90, 042107 (2014).
- [25] X. Dong, H. Chen, and L. Zhou, (2017), arXiv:1711.06814 [quant-ph].
- [26] M. Bartkiewicz et al., (2017), arXiv:1711.08334 [gr-qc].
- [27] A. C. Elitzur and L. Vaidman, *Found. Phys.* 23, 987 (1993).
- [28] S. W. Hawking, *Phys. Rev. D* 46, 603 (1992).