

Singularity of Navier-Stokes Equations Leading to Turbulence

Hua-Shu Dou

(Revised on June 15, 2019)

Faculty of Mechanical Engineering and Automation,
Zhejiang Sci-Tech University,
Hangzhou, Zhejiang 310018, China
Email: huashudou@yahoo.com

Abstract: Singularity of Navier-Stokes equations is uncovered for the first time which explains the mechanism of transition of a smooth laminar flow to turbulence. It is found that when an inflection point is formed on the velocity profile in pressure driven flows, discontinuity occurs at this point at which the velocity is theoretically zero. Meanwhile, pressure pulse is produced at the discontinuity due to conservation of total mechanical energy. This discontinuity makes the Navier-Stokes equations be singular and causes the flow to become indefinite. In full developed turbulence, the discontinuity generated at the centre of vortices takes as the power to drive the flow oscillations. The singularity of Navier-Stokes equations is the inherent mechanism of turbulent transition and the sustenance of fully developed turbulence. Since the velocity is not differentiable at the singularity, there exist no smooth and physically reasonable solutions of Navier-Stokes equations at high Reynolds number (beyond laminar flow).

Key words: Navier-Stokes Equations; Singularity; Turbulent transition; Pressure driven flow; Inflection instability

PACS numbers: 47.20.-k; 47.15.Fe; 47.27.-i; 47.27.cn

Contents

I Introduction

II Discovering the Singularity of Navier-Stokes equations

III Discussions

(1) Role of Singularity in Laminar-Turbulent Transition

(2) Sustenance of Fully Developed Turbulence by Singularity

IV Conclusions

Acknowledgement

References

I Introduction

Turbulence is one of the most important scientific problems in physics. Reynolds pioneered the work for pipe flow in 1883, which proved that there are two types of flow states, laminar flow and turbulence [1]. Since then, substantial work has been done in theories, experiments and simulations on turbulence during the past 135 years or so. Although great progress has been made, the physical mechanism of turbulence is still poorly understood.

Over the years, it has been suggested that transition of laminar flow to turbulence is caused by the instability of laminar flow [2,3]. The flow between two parallel plates is a classical flow problem. Heisenberg [2] obtained an approximate solution of the stability equation by the derivation of the linearized Navier-Stokes equations and gave the boundary of stability on the diagram of wave number versus the Re number. Lin [3] proved by mathematical asymptotic analysis that the flow between the two parallel plates would be unstable and obtained the critical Re number to be 8000. However, whether or not turbulence would occur after flow instability setting in was not clarified. Later, several researchers obtained similar result which approaches the accurate value gradually. Orszag obtained the critical Re number to be 5772 by calculating with the spectral method [4]. This is the most accurate value recognized in the literature. However, the critical Re number of turbulent transition obtained from experiments is about 1000. This inconsistency between the theory and the experiment has been perplexing the understanding of turbulent transition [4-7].

A large quantity of experimental data and numerical calculations show that turbulence is a local phenomenon when it first starts [8-14]. With the increase of Re and the development of disturbance, the inflection point first appears on the velocity profile in laminar flow, followed by the formation of hairpin vortices which leads to the turbulence spots. During the transition, the velocity profile is subjected to a continuous modification [7,11,14-16]. It is found that the appearance of the velocity inflection point is a key step of turbulent transition [11-16] and recently experiment confirmed that turbulence is indeed sustained by an inflection point instability [13]. More studies indicate that there is a very large scale motions (VLSMs) in the outer layer of boundary layer and channel flows and they are related to the spanwise vortices and the velocity inflections[17-25].

Dou and co-authors proposed an energy gradient method for the study of flow stability

and turbulent transition [26-36]. It is found that the inflection point on the velocity profile for the pressure driven flow is a singular point hidden in the Navier-Stokes equations. It is obtained for pressure driven flows that *the necessary and sufficient condition for the turbulent transition is the existence of an inflection point on the velocity profile* [26,28,30]. However, the characteristics of velocity change at the inflection point have not been given, and the discontinuity of flow parameters has not been accurately described.

Large quantities of theoretical, experimental and direct numerical simulation (DNS) results show that the Navier-Stokes equations are the governing equations to correctly describe both the laminar flow and the turbulent flow. As such, the physical mechanism of turbulent transition should exist in the Navier-Stokes equations. The mechanism of turbulence generation should be consistent and unique, no matter what type of turbulence such as wall bounded turbulence or free boundary turbulence.

However, whether the three-dimensional (3D) incompressible Navier-Stokes equations have unique smooth (continuously differentiable) solutions is still not known. And the physics hidden behind the equations attracted many mathematicians, physicists and engineers working on this problem for long time [37-38].

There is discontinuity in the time-averaged Navier-Stokes equations during the transition from laminar flow to turbulence, as commonly observed from the drag coefficient [39-40]. On the other hand, it was found that ***there is discontinuity of streamwise velocity*** in full developed turbulent flow [41-42]. It seems that the discontinuity of streamwise velocity is related to the large scale motion in boundary layer and the sloping shear layer with transverse vorticity. However, this very important phenomenon of discontinuity has not been obtained sufficient attention during the past thirty years. The mechanism of discontinuity of streamwise velocity is still not clear. Simultaneously, the origin of fluctuation of wall pressure is clear neither in turbulence. It is very important to determine the origin of discontinuity in the governing equations from mathematics and physics, to understand the mechanism of turbulent transition as well as the mechanism of fully developed turbulence.

In this paper, the singularity of Navier-Stokes equations is analyzed through the derivation of the Navier-Stokes equations and the analysis of the velocity profile for plane Poiseuille flow. Negative answer on existence and smoothness of the solution of the

Navier-Stokes equation is given. The origin of turbulent transition and the mechanism of fully developed turbulence sustenance is then discussed.

II Discovering the Singularity of Navier-Stokes equations

The time-averaged Navier-Stokes equations of incompressible fluid are as follows for laminar and turbulent flows, respectively [39-40],

$$\rho\left(\frac{\partial \bar{\mathbf{u}}}{\partial t} + \bar{\mathbf{u}} \cdot \nabla \bar{\mathbf{u}}\right) = -\nabla \bar{p} + \mu \nabla^2 \bar{\mathbf{u}}. \quad (1)$$

$$\rho\left(\frac{\partial \bar{\mathbf{u}}}{\partial t} + \bar{\mathbf{u}} \cdot \nabla \bar{\mathbf{u}}\right) = -\nabla \bar{p} + \mu \nabla^2 \bar{\mathbf{u}} + \nabla \cdot \bar{\boldsymbol{\tau}}_t. \quad (2)$$

where μ is the fluid dynamic viscosity, \bar{p} is the static pressure, ρ is the fluid density, $\bar{\mathbf{u}}$ is the velocity vector, and $\bar{\boldsymbol{\tau}}_t$ is the turbulent stress tensor. It is noted that the time-averaged Navier-Stokes equations of incompressible fluid for laminar flow is the same as that with not time-averaged equations.

Thus, it can be observed from Eqs.(1) and (2) that there is discontinuity from laminar flow to turbulence in the time-averaged Navier-Stokes equations due to existence of $\bar{\boldsymbol{\tau}}_t$. Therefore, there must be a discontinuity of physics in laminar flow from which the flow transits to turbulence (Fig.1). Figure 2 shows the typical velocity profiles for laminar, transitional and turbulent flows for plane Poiseuille flow. The discontinuity from Eq.(1) to Eq.(2) indicates that there is singularity in the time-averaged Navier-Stokes equations of the laminar flow. ***If the mechanism of the said discontinuity is found, the physics of turbulent transition would be consequently understood.***

Now, we pay our attention to a three-dimensional laminar flow between two parallel walls as shown in Fig.3. The width of two plates in spanwise direction is infinite. The height between the two plates is $2h$. The exact solution of the velocity is a parabolic velocity distribution along the height for Newtonian fluid [39-40]. We put this smooth velocity distribution in the flow field as the initial condition. Then, we will observe the variation of the velocity distribution under external disturbances. With the flow development from the interaction of the base flow with the disturbance exerted on the flow, the velocity profile can be modified depending on the Reynolds number and the disturbance. In the simulations and

experiments, an inflectional velocity profile has been observed during the transition of laminar flow to turbulent flow, as shown in Fig.2 [11-16].

In the following, we will use the analysis of Navier-Stokes equations to explore the mechanism of the flow discontinuity from laminar flow to turbulence.

For the pressure driven flow between two parallel walls (Fig.3), the continuity and the unsteady Navier-Stokes equations of the laminar flow for incompressible fluid can be written as follows [39-40],

$$\nabla \cdot \mathbf{u} = 0. \quad (3a)$$

$$\rho \left(\frac{\partial \mathbf{u}}{\partial t} + \mathbf{u} \cdot \nabla \mathbf{u} \right) = -\nabla p + \mu \nabla^2 \mathbf{u} + \mathbf{f}. \quad (3b)$$

Here \mathbf{f} is the gravitational force. The wall boundary condition is

$$\mathbf{u} = 0. \quad (3c)$$

With the identity,

$$\mathbf{u} \cdot \nabla \mathbf{u} = \nabla \left(\frac{1}{2} V^2 \right) - \mathbf{u} \times \nabla \times \mathbf{u}. \quad (4)$$

Eq.(3b) is rewritten as

$$\rho \frac{\partial \mathbf{u}}{\partial t} + \nabla E = \mu \nabla^2 \mathbf{u} + \rho (\mathbf{u} \times \nabla \times \mathbf{u}). \quad (5)$$

Here, V is magnitude of the total velocity, $E = p + \frac{1}{2} \rho V^2 + G$ is the total mechanical energy of unit volumetric fluid, and $-\nabla G = \mathbf{f}$ is the gravitational force. In engineering practice, the gravitational force is often neglected.

The Eq.(5) can be written as follow along the streamline direction (x direction),

$$\rho \frac{\partial u}{\partial t} + \frac{\partial E}{\partial x} = \mu \left(\frac{\partial^2 u}{\partial x^2} + \frac{\partial^2 u}{\partial y^2} \right) \quad (6)$$

where u is velocity component in x direction.

For parallel flow, $\frac{\partial^2 u}{\partial x^2} \ll \frac{\partial^2 u}{\partial y^2}$, $\frac{\partial^2 u}{\partial x^2} \approx 0$, Eq.(6) is rewritten as,

$$\rho \frac{\partial u}{\partial t} + \frac{\partial E}{\partial x} = \mu \frac{\partial^2 u}{\partial y^2} \quad (7)$$

The omitting of the term $\partial^2 u / \partial x^2$ from Eq.(6) to Eq.(7) will not affect the conclusions

obtained in this study, for which further clarification and statement will be given in the following parts.

For incompressible flow, the total mechanical energy is constant along a streamline in inviscid flow, $\partial E / \partial x = 0$, while it will decrease along a streamline in viscous flow, $\partial E / \partial x < 0$, due to viscous friction. This statement is only correct for pressure driven flows, for example, plane Poiseuille flow and pipe Poiseuille flow [26, 28]. For shear driven flow, this statement is not correct due to the input of external work, for example, in plane Couette flow [27, 29].

When there is an inflection point on the velocity profile, the flow status can be classified as the following three cases (Fig.4), (a) inflection point is not located at the wall; (b) inflection point is located at the wall; (c) inflection point is not located at the wall, but the velocity profile shows $u'' > 0$ at the wall. Here, u'' expresses the second derivative of the velocity to y , $\partial^2 u / \partial y^2$.

In the following, the behavior of the inflection point is first analyzed for case (a), as shown in Fig.5. The incoming velocity profile is a smooth laminar flow, $u > 0$ and $u'' < 0$, and there is no inflection point on the velocity profile (Fig.5(a)). With the flow forward, as the interaction of base flow with the disturbance progresses, the velocity profile is distorted. The magnitude of u'' in some place on the velocity profile, $|u''|$, is reduced. At some location such as at position A, u'' first becomes zero, and an inflection point appears at position A, $y = y_A$, $u_A'' = 0$ (Fig.5(b)). For plane Poiseuille flow, this position occurs generally at about 0.58 fraction of the width from centerline from theory and experiment [11, 14, 26, 28].

From Eq.(7), Eq.(8) is obtained at the inflection point A due to $u_A'' = 0$ (Fig.5(b)),

$$\rho \frac{\partial u}{\partial t} + \frac{\partial E}{\partial x} = 0 \quad (8)$$

Since there may be $\partial u / \partial t > 0$ or $\partial u / \partial t < 0$ in unsteady flow, there is at least one moment $\partial u / \partial t = 0$ in a disturbance period. Thus, from Eq.(8), there is at least one moment in a disturbance period, we have,

$$\frac{\partial E}{\partial x} = 0, \quad \text{at } y = y_A. \quad (9)$$

According to the principle of viscous flow for incompressible fluid, if the gradient of the total mechanical energy along a streamline is zero, there is no flow. The gradient of the total mechanical energy along the streamline direction is responsible for fluid flow, while the gradient of the total mechanical energy along the transverse direction is responsible for instability occurrence [26,28]. Therefore, from Eq.(9), we obtain,

$$u_A = 0. \quad (10)$$

Thus, when the incoming flow reaches the inflection point, the velocity suddenly changes to zero. This means that discontinuity appears at $y = y_A$, which makes the Navier-Stokes equations be singular.

In Fig.5, with further flow development, the velocity profile in Fig.5(b) may evolve into the one as shown in Fig.5(c), where a section of $u'' > 0$ is produced on the velocity profile. This is typical for pressure driven parallel flows as observed from experiments and simulations [11-16].

Now, we go back to Eqs.(6) and (7). When the incoming flow approaches the inflection point, $\partial^2 u / \partial x^2$ in Eq.(6) may not be zero, but its magnitude is very small. In Fig.5(b), $\partial^2 u / \partial y^2 < 0$ except at point A. If $\partial^2 u / \partial x^2 > 0$ at point A in Fig.5(b), a minute displacement upward or downward from the inflection point A is able to make $(\partial^2 u / \partial x^2 + \partial^2 u / \partial y^2) = 0$. If $\partial^2 u / \partial x^2 < 0$ at point A, looking at Fig.5(c), a minute displacement downward from the inflection point A is able to make $(\partial^2 u / \partial x^2 + \partial^2 u / \partial y^2) = 0$, where $\partial^2 u / \partial y^2 > 0$ and it can offset the value of $\partial^2 u / \partial x^2$ since the magnitude of $\partial^2 u / \partial x^2$ is very small compared to $\partial^2 u / \partial y^2$. Therefore, even if $\partial^2 u / \partial x^2$ is not zero at point A, Eq. (8) is still correctly established in the neighborhood of the point A. There is always one point (near point A) on the velocity profile where $(\partial^2 u / \partial x^2 + \partial^2 u / \partial y^2) = 0$ is true after the velocity inflection point appears. Therefore, the derivation from Eq.(6) to Eq.(7) is reliable.

Therefore, we obtain the theorem (1) according to the derivation from Eq.(3) to Eq.(10):

Theorem (1): The inflection point on the velocity profile is the singularity point of the Navier-Stokes equation, where the velocity is theoretically zero.

In the case of an inflection point appearing at the wall, shown in Fig.4(b), the velocity at the inflection point always equals to the wall velocity, $u = 0$. Thus, the problem of discontinuity of velocity does not exist in this case.

In the case of an inflection point appearing not at the wall, but $u'' > 0$ near the wall, shown in Fig.4(c), this case only occurs in flows with adverse pressure gradient, for example, divergent channel flows [39-40]. This case of non-parallel flows will not be discussed in this study.

Thus far, the singularity of Navier-Stokes equations is theoretically discovered through the discussions on Eq.(6) to Eq.(10), and the streamwise velocity must be theoretically zero at an inflection point or its neighborhood.

Following the discovery of the velocity discontinuity in previous section, we give some discussions on the existence and smoothness of the solution of the Navier-Stokes equation. For the flow between two parallel plane plates studied here, for the given initial smooth velocity distribution of laminar flow in three-dimensional spaces (Fig.3), with the flow development, the interaction of the base flow with disturbances may lead to the velocity profile distorted at a sufficient high Reynolds number. The second derivative with the transverse direction of the velocity is subjected to change with time and spaces. If its magnitude is reduced to zero somewhere, the appearance of velocity inflection is not avoidable. This has been observed in experiments and simulations [11-16].

Nishioka et al did detailed experiment for the plane Poiseuille flow (flow between two parallel plane plates) [11], At the Reynolds number about 7200, a smooth laminar velocity distribution evolves into a velocity profile with inflection point in downstream under the disturbance interaction. Luo et al simulated the plane Poiseuille flow with DNS method [15]. The initial flow is a smooth parabolic laminar velocity with linear disturbance waves. They found that the velocity profile is gradually modified with time, and inflectional velocity distribution is formed during the transition of laminar flow to turbulence. In the experiments and simulations of pipe Poiseuille flows, it is also observed that a smooth laminar velocity profile is able to be developed as inflectional velocity profile before the turbulent transition [11-16]. In summary, during the transition of laminar flow to turbulence in both plane and pipe Poiseuille flows, the velocity profile must undergo the stage of evolution of the

inflectional velocity distribution. This is the sole approach in turbulent transition in both plane and pipe poiseuille flows.

At a relative low Reynolds number, the base flow may not be affected by the disturbance and finally the laminar flow is kept [26,28]. In this case, the disturbance is damped and inflection point is not produced finally, and the smooth laminar velocity profile is obtained. For plane Poiseuille flow, the minimum critical Reynolds number for turbulent transition is about 1000 ($Re = \frac{u_0 h}{\nu}$, u_0 is the centerline velocity of the channel and h is the half width of the channel between the plates in Fig.3). At a relative high Reynolds number larger than 1000, the base flow is affected by the disturbance and finally inflection point may be generated on the velocity profile depending on the Reynolds number and the disturbance. In this case, the disturbance is amplified and the base flow profile is modified gradually [15]. If both the Reynolds number and the disturbance are sufficient large, finally turbulent transition may take place. When an inflection point is produced on the velocity profile, velocity discontinuity occurs according to Eq.(10). This leads to the velocity *not differentiable* around this position. As such, smooth and physically reasonable solution of Navier-Stokes equations does not exist in the flow field.

Therefore, we obtain the theorem (2):

Theorem (2): There exist no smooth and physically reasonable solutions of Navier-Stokes equations at high Reynolds number (beyond laminar flow).

IV Discussions

(1) Role of Singularity in Laminar-Turbulent Transition

For pressure driven laminar flows of incompressible fluid in parallel flow configurations, we have obtained in the previous section that the inflection point on the velocity profile is a singular point of the Navier-Stokes equations. No matter how large of the magnitude of the incoming velocity, the velocity must change to zero theoretically at the inflection point. However, owing to the resistance produced by the fluid viscosity, the velocity is actually not zero there, but a deep valley is produced (Fig.6a). Simultaneously, pulse of pressure may be generated at the inflection point owing to the conservation of total mechanical energy (Fig.6b).

On the other hand, the value of velocity after this discontinuity may be indefinite owing to the behavior of singularity. This is the reason why the behavior of turbulence is generally indefinite for a given laminar base flow.

Therefore, when the incoming laminar flow reaches the inflection point, the discontinuity of velocity is generated which leads to the discontinuity of pressure. As such, the flow velocity is indefinite at the inflection point, and velocity oscillation is produced. Then, turbulent stresses and dissipations are generated downstream. In this way, a laminar flow can lose its stability and transit to turbulence locally via this singular point at a sufficient high Reynolds number. This is the route how a turbulent spot is formed. At a higher Re , more singularities are produced in the flow field, which result in more turbulent spots. Finally, these turbulent spots are able to involve into full developed turbulence if the Re is sufficient large.

Figure 7 shows the experimental result of pressure distribution in a puff of pipe flow during a turbulent transition [43]. It can be found that a pressure pulse is produced at the location of the puff. For this type of pressure distribution, there has not been reasonable explanation in the literature. It can be observed that this distribution of pressure is in agreement with the theoretical result in Fig.6, in which a discontinuity of streamwise velocity leads to the pulse of pressure. It is believed that the strong fluctuation of wall pressure in wall turbulence is related to the pressure pulse generated by discontinuity of streamwise velocity.

Schlatter et al. did some large-eddy simulation (LES) of spatial transition in a plane channel flow [44]. It is found that the streamwise distribution of velocity indicates that there is a deep valley at the “spike” location. A typical low-velocity “spike” stage associated with the transitional breakdown is shown in Fig.8 with the distribution of instantaneous streamwise velocity. The position of the “spike” is located at a wall-normal position $z=-0.47$ in the peak plane with associated the strong shear layer for channel flow [44]. Here, $z=0$ expresses the center plane between the two parallel walls and $z=\pm 1$ refers to the upper and down walls. The velocity profile in Fig.8 is associated with the passage of the first hairpin vortex in channel flow. From these observations, the valley model of velocity proposed in Fig. 6 is confirmed during the turbulent transition. The simulation was done with a grid resolution of $1024 \times 64 \times 65$, high-resolution ADM-RT format, no-model LES (i.e., low-resolution spatial DNS). Here, the ADM-RT format refers to a model based on the relaxation term (RT) of the

approximate deconvolution model (ADM) [44].

Figure 9 shows the streamwise velocity u for various spike stages at a wall-normal position $z=-0.47$ in the peak plane computed using ADM-RT format on $512 \times 32 \times 33$ grid points [44]. It indicates that the flow develops from one spike stage, two spike stage, three spike stage, to four spike stage with the time evolution. It can be found that with the increase of spike number, the flow becomes with more oscillation. It is observed that the discontinuity of streamwise velocity at a spike is the key step in the development of turbulent transition.

Dou and co-authors have reached the conclusion before by employing the energy gradient method that the inflection point on the velocity profile is a singularity of the Navier-Stokes equations in pressure driven flows [26, 28, 30, 36]. At the inflection point, the energy gradient function, which can be considered as a **local Reynolds number**, is infinite. As such, even if with a very small amplitude of disturbance, instability can be stimulated.

As early as in 1880, Rayleigh obtained by linear stability analysis that the necessary condition for instability of inviscid flow is the existence of an inflection point on the velocity profile [45]. Later, Tollmien proved that the inflection point on the velocity profile is also a sufficient condition for instability of inviscid parallel flows with a symmetric profile [46].

It needs to be pointed out that the physical mechanism of the inflection point in inviscid flow is completely different from that of the inflection point in viscous flow. In inviscid flow, there is no discontinuity of streamwise velocity at the inflection point. In viscous flow, there is discontinuity of streamwise velocity at the inflection point. In inviscid flow, there is no loss of total mechanical energy along the streamline in the whole flow field. In viscous flow, there is a drop of the total mechanical energy along the streamline, except at the inflection point where the effect of viscosity does not appear due to $u''=0$.

For laminar flow of plane Couette flow configuration, $u''=0$ everywhere in the whole flow field. This does not mean that viscosity does not play a role, because input of external work counteracts exactly the energy loss due to viscosity along a streamline. Thus, there is no discontinuity at a position with $u''=0$ [29].

(2) Sustenance of Fully Developed Turbulence by Singularity

For fully developed turbulent flows, the governing equations are still the unsteady

Navier-Stokes equations Eq.(3). The discussions from Eq.(3) to Eq.(10) are still correct for fully developed turbulent flows.

In fully developed turbulent flow, there are a lot of vortices distributed in the flow field. When a vortex exists in the flow, the shape of the velocity profile can be modified by the vortex. The streamwise velocity induced by a vortex is depicted as in Fig. 10. When this vortex is overlapping with the incoming velocity profile, an inflectional velocity profile is generated, as in Fig.11, where $\partial^2 u / \partial y^2 = 0$ on the velocity profile. The center of each vortex contains one inflection point, and a singularity point exists nearby the vortex center where the velocity is zero periodically.

According to present analysis, the flow is always unstable due to singularity of the governing equations at the inflection point. When fluid particle passes this singularity, discontinuity of velocity is generated, and the value of velocity becomes indefinite. Meanwhile, the velocity becomes to be of oscillation, and pressure fluctuation is produced. The flow indefinite behavior and flow oscillation displayed in turbulent flow are resulted from the inflectional instability at singularity. The discontinuity caused by the velocity valley and the pressure pulse forms the power to drive the oscillation of flow. This is why the most instability place in the wake of a cylinder always occurs at the center of vortices. Dou and Ben did the simulation of flow past a cylinder [33]. It is shown that the centre of a vortex is the most instability location, which is in agreement with the experiments in literature.

In fully developed turbulent flow, there are numerous vortices distributed in the flow field, large scales or small scales [17]. These vortices move downstream with spatial and temporal variations. Each vortex moving downstream contains one singularity point at the vortex center, which make the streamwsie velocity to be inflectional [17-20]. These singularity points form velocity valleys and a pressure pulses in the flow. Thus, instability centers are formed at the centers of these vortices. A large quantity of vortices in turbulence results in a flow field with fluctuations of velocity and pressure. Therefore, it may be said that turbulence is composed of a large quantity of singularities. At these locations, the incoming flow is trapped into singularities. After that, the velocity becomes *indefinite* and is *not predictable*. The behavior of these singularities on uncertainty is somewhat similar to black

holes in astrophysics [47].

In fully developed turbulent flow, there is always a large quantity of vortices in the flow field. These vortices always contain singularities at their centers. The velocity is not differentiable at the vortex centre. Thus, there exist no smooth and physically reasonable solutions of Navier-Stokes equations for fully developed turbulence.

In turbulence, the streamwise vortices help the formation of velocity inflection of the streamwise velocity [17, 24, 28, 48]. The inflection point on the streamwise velocity profile leads to instability due to velocity discontinuity. A section of velocity profile with $u'' > 0$ can be produced and a spanwise vortex can be formed around the inflection point (Fig.5(c)), which is farther from the wall than the streamwise vortices, as shown in [17-24, 48]. Finally, a hairpin vortex is generated through three dimensional evolutions of spanwise vortex and streamwise vortices, which forms the core part of a turbulent spot [17-24]. Compared to spanwise vortex, the streamwise vortices play less role in the turbulent transition since the velocity magnitude in the plane perpendicular to the streamwise direction is much lower. The vortex head of the hairpin vortex will be the “driving force” to sustain turbulence since it causes large discontinuity of streamwise velocity. It also plays a role to transmit energy into the vortex from the streamwise flow by the rolling up process.

Now, it is well known that the coherent structure in full developed turbulence is the large scale organized structure of vortex motion [17]. However, how is this coherent structure produced? What does the role of the coherent structure play? These questions can be answered from above discussions. The coherent structure consists of a series of the largest scale vortices in the flow field. These large-scale vortices are generated from the formation of the singularity and discontinuity of the mainstream velocity by the interaction between the mainstream velocity and disturbance. The role of the coherent structure is to obtain energy from the mainstream, transfer energy to small-scale vortices grade by grade, and finally the energy is dissipated by small vortices. In full developed turbulence, the energy cascade is in a equilibrium state. If the large-scale vortices are destroyed, the small-scale vortices cannot continue to obtain energy from the large-scale vortices, and the turbulence will not be maintained. Therefore, turbulence is maintained by large vortices. If these large scale vortices are destroyed, turbulence will be killed.

The discontinuity occurring in turbulent boundary layer flow is similar to that occurring in the channel flow. When the fluid particle in the boundary layer reaches a point where the velocity profile is distorted and the velocity suddenly changes to zero theoretically determined by the Navier-Stokes equations, discontinuity takes place [41]. This discontinuity results in the flow oscillation and the velocity to be indefinite. In the experiment on a turbulent boundary layer [49], the velocity discontinuity is clearly seen in the outer part of the boundary layer (Fig.12). According to present study, the discontinuity occurring in the outer layer of the boundary layer should be the governing factor for the very large scale motions (VLSMs) in the outer layer of boundary layer.

Now, the following questions can be answered from this study:

(1) Why can a smooth laminar flow be transited to turbulence? This is due to singularity of Navier-Stokes equations at an inflection point. The value of the velocity of fluid particle passing this position will be discontinuous and indefinite.

(2) Why is there strong oscillation in turbulence? This is caused by the discontinuity of flow parameters at inflection point. Any magnitude of incoming velocity must drop to zero theoretically at this location, which results in pressure pulse and flow oscillation.

(3) Why does large scale coherent structure coexists with small scale random motion in turbulence? The coherent structure is dominated by the singular points of the Navier-Stokes equations, while the random motion is the result of the oscillation of fluid around the singular points.

(4) Why is there intermittency in turbulence? Intermittency is caused by the vortices containing singularity which pass the observation location. The centre of a vortex (inflection point) is the high oscillation area and the zone between vortices is the intermittent area.

(5) Why can a turbulent flow not be duplicated? This is caused by the indefinite behavior of flow due to singularity of Navier-Stokes equations at discontinuity.

(6) Is there smooth and physically reasonable solutions of Navier-Stokes equations? No, this is because the velocity is not differentiable at the velocity discontinuity location. Therefore, there exist no smooth and physically reasonable solutions of Navier-Stokes equations at high Reynolds number (.i.e, beyond laminar flow).

V Conclusions

In this study, the singularity of Navier-Stokes equations is discovered and mechanisms of turbulent transition and sustenance of fully developed turbulence are explained. Here, the theory may be referred as “Singularity theory of turbulence.” The following conclusions can be drawn from this study.

(1) For the pressure driven incompressible flow, the singularity of Navier-Stokes equations is exactly uncovered through the derivation of the Navier-Stokes equations and the analysis of the velocity profile. It is found that the value of the velocity at the inflection point is theoretically zero in viscous parallel flows, which is singular in the flow field.

(2) The valley model of velocity (proposed in this study) due to velocity discontinuity at the inflection point of the velocity profile along the transverse direction agrees with the simulation results of channel flow at low Reynolds number (transitional stage) in literature. The pressure pulse obtained from theory is in agreement with the experimental observation of pipe flow in literature.

(3) It is the inflection point on the velocity profile which leads to the discontinuity and the instability. The singularity of the Navier-Stokes equations is the cause of turbulent transition and the inherent mechanism of sustenance of fully developed turbulence.

(4) A laminar flow, no matter how it develops, if it cannot make the Navier-Stokes equations singular, turbulent transition cannot occur. This is also the reason why the linear stability theory failed to predict the transition of turbulence.

(5) Turbulence is mainly dominated by spanwise vortices via the discontinuity, and turbulence is composed of numerous singularities of Navier-Stokes equations with various scales.

(6) Turbulence is mainly maintained by the largest scale vortices in the flow field by forming the oscillation center at their core, which is also responsible to transfer energy from mainstream to smaller scale vortices.

(7) The finding of singularity supports the criterion of turbulent transition for parallel pressure driven flows proposed based on the energy gradient method that the necessary and sufficient condition for turbulent transition is the existence of an inflection point on the velocity profile.

(8) Since the velocity is not differentiable at the velocity discontinuity location, there exist no smooth and physically reasonable solutions of Navier-Stokes equations at high Reynolds number (beyond laminar flow).

Acknowledgements

The author thanks Prof. B. C. Khoo at National University of Singapore for helpful discussions. This work is supported by National Natural Science Foundation of China (51579224, 51536008).

References

- [1] Reynolds, O., An experimental investigation of the circumstances which determine whether the motion of water shall be direct or sinuous, and of the law of resistance in parallel channels, *Phil. Trans. Roy. Soc. London A*, 174, 1883, 935-982.
- [2] Heisenberg, W., *Über stabilität und turbulenz von flüssigkeitsströmen*, *Ann Phys., Lpz.* (4) 74, 1924, 577-627, On stability and turbulence of fluid flows, NACA TM-1291, 1951.
- [3] Lin, C.-C., On the stability of two-dimensional parallel flows, *Proc. NAS*, 30, 1944, 316-324.
- [4] Orszag, S. A., Accurate solution of the Orr-Sommerfeld stability equation, *J. Fluid Mech.*, 50, 1971, 689-703.
- [5] Orszag, S.A., Patera, A.T., Subcritical transition to turbulence in plane channel flows, *Physical Review Letters*, 45, 1980, 989-993.
- [6] Trefethen, L.N., Trefethen, A.E., Reddy, S.C., and Driscoll, T.A., Hydrodynamic stability without eigenvalues, *Science*, 261, 1993, 578-584.
- [7] Lemoult, G., Aider, J.-L., Wesfreid, J. E., Experimental scaling law for the subcritical transition to turbulence in plane Poiseuille flow, *Physical Review E*, 85(2), 2012, No. 025303.
- [8] Theodorsen, T., Mechanism of turbulence. In *Proceedings of Second Midwestern Conference on Fluid Mechanics*, Ohio State University, Columbus, OH, 1952, pp. 1-19.
- [9] Klebanoff, P.S., Tidstrom, K.D., Sargent, L.M., The three-dimensional nature of boundary layer instability, *J. Fluid Mech.*, 12(1), 2006, 1-34.
- [10] Kline, S.J., Reynolds, W.C., Schraub, F.A., Runstadler, P.W., The structure of turbulent boundary layers, *J. Fluid Mech.*, 30, 1967, 741-773.
- [11] Nishioka, M., Iida, S., Ichikawa, Y., An experimental investigation of the stability of plane Poiseuille flow, *J. Fluid Mech.*, 72, 1975, 731-751.
- [12] Hof, B., van Doorne, C.W.H., Westerweel, J., Nieuwstadt, F.T.M., Faisst, H., Eckhardt, B., Wedin, H., Kerswell, R.R., Waleffe, F., Experimental observation of nonlinear traveling waves in turbulent pipe flow, *Science*, 305(5690), 2004, 1594-1598.
- [13] Hof, B., de Lozar, A., Avila, M., Tu, X., Schneider, T.M., Eliminating turbulence in spatially intermittent flows, *Science*, 327(5972), 2010, 1491-1494.

- [14] Nishi, M., Unsal, B., Durst, F., Biswas, G., Laminar-to-turbulent transition of pipe flows through puffs and slugs, *J. Fluid Mech.*, 614, 2008, 425-446.
- [15] Luo, J., Wang, X., and Zhou, H., Inherent mechanism of breakdown in laminar-turbulent transition of plane channel flows, *Science in China Ser. G Physics, Mechanics and Astronomy*, 48(2), 2005, 228-236.
- [16] Wedin, H., Kerswell, R. R., Exact coherent structures in pipe flow: travelling wave solutions, *J. Fluid Mech.*, 508, 2004, 333-371.
- [17] Robinson, S.K., Coherent motion in the turbulent boundary layer, *Annu. Rev. Fluid Mech.*, 23, 1991, 601-639.
- [18] Zhou, J., Adrian, R. J., Balachandar, S., Kendall, T. M., Mechanisms for generating coherent packets of hairpin vortices in channel flow, *J. Fluid Mech.*, 387, 1999, 353-396.
- [19] Adrian, R. J., Meinhart, C. D., Tomkins, C. D., Vortex organization in the outer region of the turbulent boundary layer, *J. Fluid Mech.*, 422, 2000, 1-54.
- [20] Adrian, R. J., Hairpin vortex organization in wall turbulence, *Phys. Fluids*, 19, 2007, No. 041301.
- [21] Hutchins, N., Marusic, I., Large-scale influences in near-wall turbulence, *Phil. Trans. R. Soc. A*, 365, 2007, 647-664.
- [22] Wu, X. and Moin, P., Direct numerical simulation of turbulence in a nominally-zero-pressure gradient flat-plate boundary layer, *J. Fluid Mech.*, 630, 2009, 5-41.
- [23] Marusic, I., McKeon, B. J., Monkewitz, P. A., Nagib, H. M., Smits, A. J., Sreenivasan, K. R., Wall-bounded turbulent flows at high Reynolds numbers: recent advances and key issues, *Phys. Fluids*, 22, 2010, No. 065103.
- [24] Smits, A.J., McKeon, B.J., Marusic, I., High-Reynolds number wall turbulence, *Annu. Rev. Fluid Mech.*, 43(2011), 353-375.
- [25] Marusic, I., Mathis, R., Hutchins, N., Predictive model for wall-bounded turbulent flow, *Science*, 329, 2010, 193-196.
- [26] Dou, H.-S., Mechanism of flow instability and transition to turbulence, *Inter. J. Non-Linear Mech.*, 41 (4), 2006, 512-517. <https://arxiv.org/abs/nlin/0501049>
- [27] Dou, H.-S., Khoo, B.C., Yeo, K.S., Instability of Taylor-Couette flow between concentric rotating cylinders, *Inter. J. of Therm. Sci.*, 47, 2008, 1422-1435. <https://arxiv.org/abs/physics/0502069>
- [28] Dou, H.-S., Physics of flow instability and turbulent transition in shear flows, *Inter. J. Phys. Sci.*, 6(6), 2011, 1411-1425. <http://arxiv.org/abs/physics/0607004>
- [29] Dou, H.-S., Khoo, B.C., Investigation of turbulent transition in plane Couette flows using energy gradient method, *Advances in Appl. Math. and Mech.*, 3(2), 2011, 165-180. <http://arxiv.org/abs/nlin.CD/0501048>
- [30] Dou, H.-S., Khoo, B.C., Criteria of turbulent transition in parallel flows, *Modern Physics Letters B*, 24(13), 2010, 1437-1440. <https://arxiv.org/abs/0906.0417>
- [31] Dou, H.-S., Jiang, G., Numerical simulation of flow instability and heat transfer of natural convection in a differentially heated cavity, *Int. J. Heat Mass Tran.*, 103, 2016, 370-381. <https://arxiv.org/abs/1808.05628>
- [32] Dou, H.-S., Xu, W., Khoo, B. C., Stability of boundary layer flow based on energy gradient theory, *Modern Physics Letters B*, 32 (12), 2018, No. 1840003. <https://arxiv.org/abs/1806.07058>

- [33] Dou, H.-S., Ben, A. Q., Simulation and instability investigation of the flow around a cylinder between two parallel walls, *Journal of Thermal Science*, 24(2), 2015, 140-148.
- [34] Xiao, M., Dou, H.-S., Wu, C., Zhu, Z., Zhao, X., Chen, S., Chen, H., Wei, Y., Analysis of vortex breakdown in an enclosed cylinder based on the energy gradient theory, *European Journal of Mechanics / B Fluids* 71 (2018), 66-76.
- [35] Dou, H.-S., Phan-Thien, N., Viscoelastic flows around a confined cylinder: instability and velocity inflection, *Chem. Eng. Sci.*, 62, 2007, 3909-3929.
- [36] Dou, H.-S., Khoo, B.C., Mathematical singularity behaviour of turbulent transition, Presented at 61st Annual Meeting of the APS Division of Fluid Dynamics, Nov. 23-25, 2008, San Antonio, USA.
- [37] Fefferman, C.L., Existence and smoothness of the Navier-Stokes equation, Clay Mathematics Institute, 2000, pp.1-6. <http://www.claymath.org/millennium-problems/navier-stokes-equation>
- [38] Doering, C. R., The 3D Navier-Stokes problem, *Annu. Rev. Fluid Mech.*, 41, 2009, 109-128.
- [39] Schlichting, H., *Boundary Layer Theory*, 1979, Springer, Berlin.
- [40] White, F.M., *Viscous Fluid Flow*, 2nd Edition, 1991, MacGraw, New York.
- [41] Robinson, S. K., Kline, S. J., Spalart, P. R., A review of quasi-coherent structures in a numerically simulated turbulent boundary layer, NASA-TM-102191, 1989.
- [42] Smits, A. J., Delo, C., Self-sustaining mechanisms of wall turbulence. In: Reguera D., Rub íJ.M., Bonilla L.L. (Eds) *Coherent Structures in Complex Systems. Lecture Notes in Physics*, vol 567, 2001, Springer, Berlin, Heidelberg, pp 17-38.
- [43] Avila, K., Moxey, D., de Lozar, A., Avila, M., Barkley, D., Hof, B., The onset of turbulence in pipe flow, *Science*, 333, 2011, 192-196.
- [44] Schlatter, P., Stolz, S., Kleiser, L., Large-eddy simulation of spatial transition in plane channel flow, *Journal of Turbulence*, 7(1), 2006, 1- 24.
- [45] Rayleigh, L., On the stability or instability of certain fluid motions, *Proc. Lond. Maths. Soc.*, 11, 1880, 57-70
- [46] Tollmien, W., Ein allgemeines kriterium der instabilität laminarer gescgwindigkeitsverteilungen, *Nachr. Wiss Fachgruppe, Gottingen, Math. Phys.*, 1, 1935, 79-114. Translated as, General instability criterion of laminar velocity disturbances, NACA TM-792, 1936.
- [47] Chandrasekhar, S., *The Mathematical Theory of Black Holes*, Clarendon Press, Oxford, 1983.
- [48] Rempfer, D., Low-dimensional modeling and numerical simulation of transition in simple shear flows, *Annu. Rev. Fluid Mech.*, 35, 2003, 229-265.
- [49] Falco, R. E., Coherent motions in the outer regions of turbulent boundary layers, *Phys. Fluids*, 20 (10, II), 1977, 5124-5132.

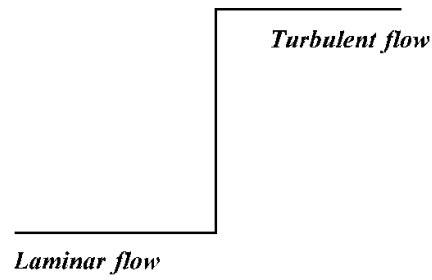


Figure 1. Discontinuity existing during transition from laminar flow to turbulent flow. There is a jump for all the flow parameters such as velocity, pressure, total mechanical energy, shear stress as well as drag force, etc.

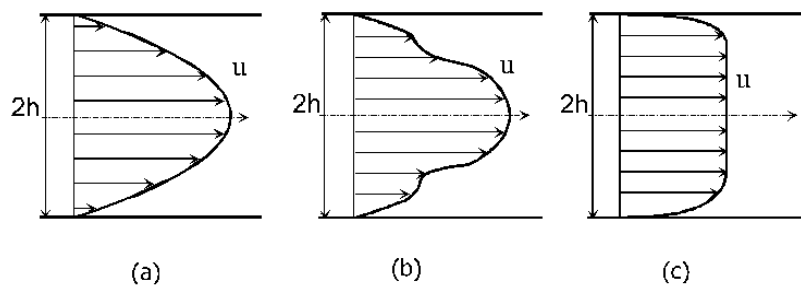


Figure 2. Velocity profile during transition from laminar flow to turbulence for plane Poiseuille flow as observed from experiments and simulations. (a) Laminar flow; (b) Transitional flow; (c) Turbulence.

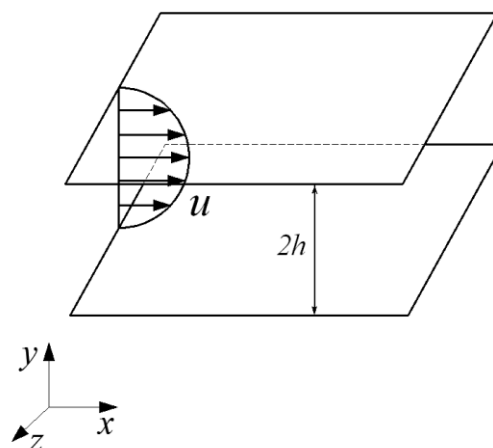


Figure 3. Plane Poiseuille flow between two parallel plates.

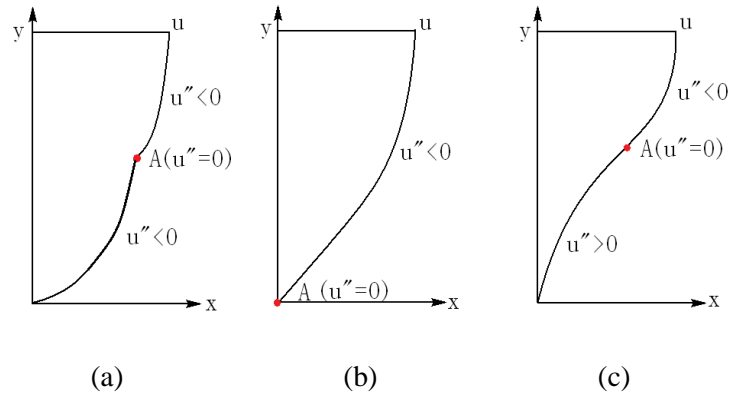


Figure 4. (a) Inflection point is not located at the wall, $u'' < 0$ at the wall; (b) Inflection point is located at the wall, $u'' = 0$ at the wall; (c) Inflection point is not located at the wall, but $u'' > 0$ at the wall.

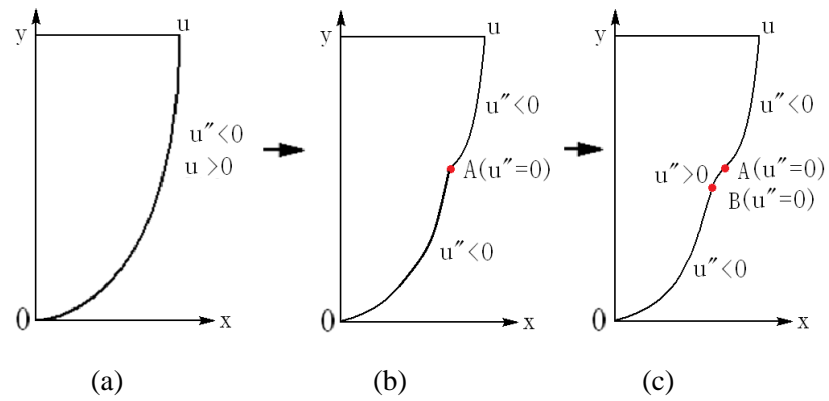


Figure 5. (a) Velocity profile of laminar flow; (b) Inflection point appears on the velocity profile; (c) A section of $u'' > 0$ appears on the velocity profile, and the second inflection point B is produced. This evolution is typical for pressure driven parallel flows [11-16].

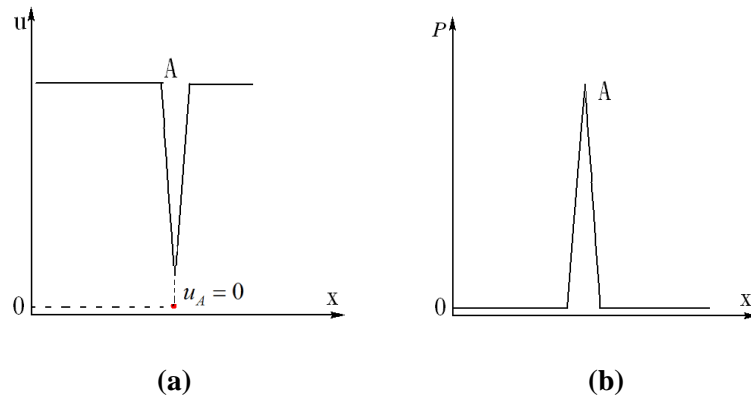


Figure 6. Schematic models of streamwise velocity along the streamwise direction before and after the inflection point A. The incoming flow is laminar. Discontinuity occurs at the inflection point A with $u_A = 0$. (a) Streamwise velocity showing a velocity valley at the discontinuity. (b) Pressure distribution showing a pulse at the discontinuity owing to the conservation of total mechanical energy along a streamline. The value of velocity after the discontinuity may be indefinite, and thus the value of pressure after the discontinuity may be also indefinite.

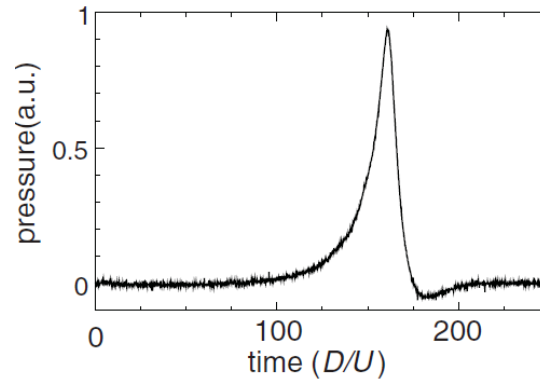


Figure 7. Measured pressure distribution in a puff of pipe flow which is similar to a spot in channel flow [43].

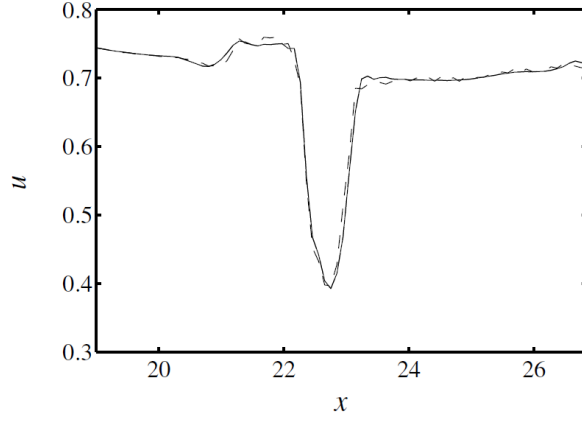


Figure 8. Instantaneous streamwise velocity for the one-spike stage at a wall-normal position $z=-0.47$ in the peak plane for channel flow [44], with resolution $1024 \times 64 \times 65$, high-resolution ADM-RT, no-model LES (low-resolution spatial DNS). The Reynolds number based on the half-width of channel and the centerline velocity of laminar flow is 5000. This velocity profile is associated with the passage of the first hairpin vortex. At the walls, $z=\pm 1$.

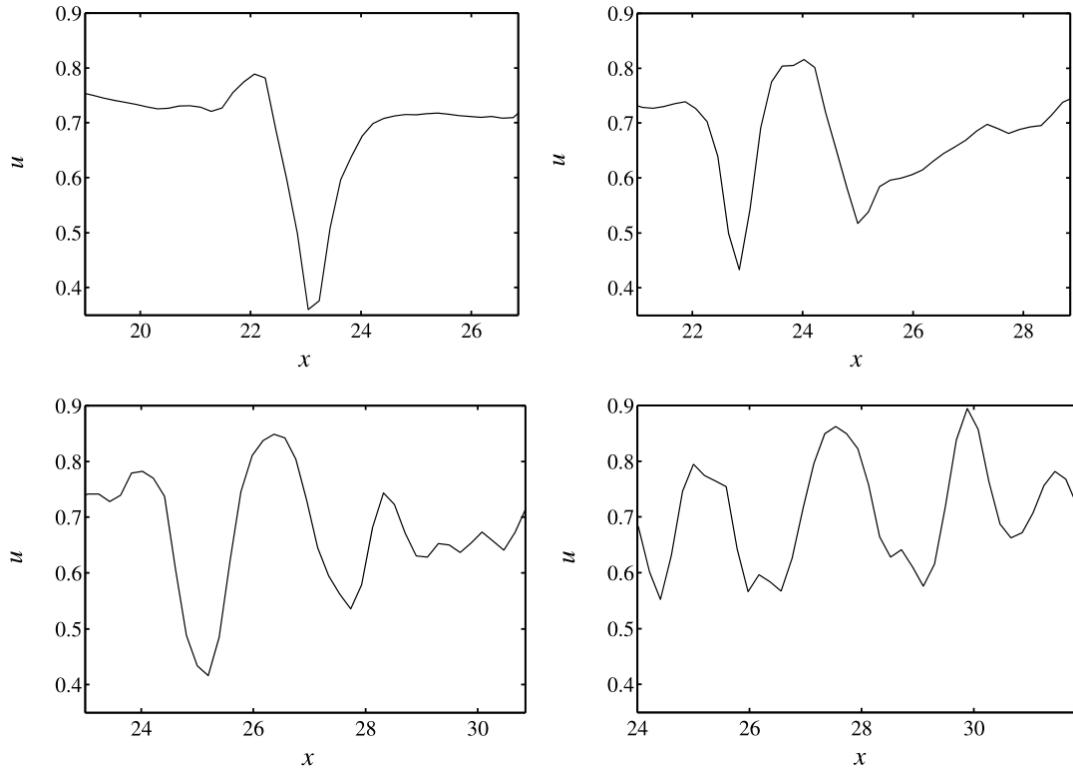


Figure 9. Streamwise velocity u for the various spike stages at a wall-normal position $z=-0.47$ in the peak plane computed using ADM-RT format on $512 \times 32 \times 33$ grid points. From left to right and top to bottom: one spike stage, $t^* = 0$, two spike stage, $t^* = 4$, three spike stage, $t^* = 8$, four spike stage, $t^* = 10$ [44], where t^* denotes a relative time measured from the one-spike stage ($t^* = 0$).

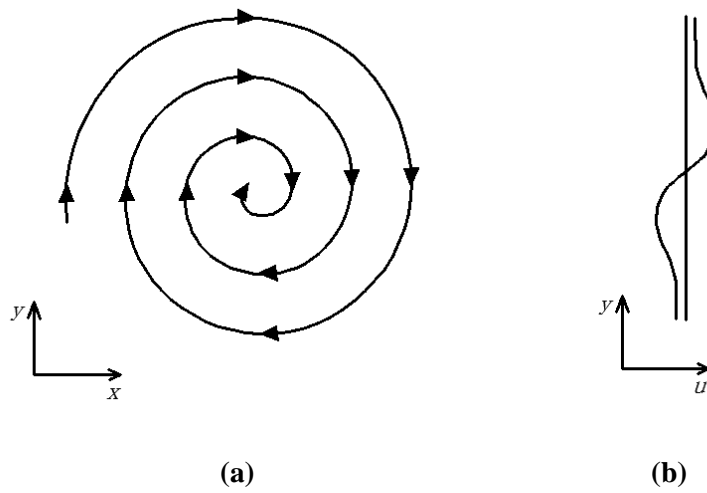


Figure 10. Schematic of (a) a vortex and (b) the induced streamwise velocity.

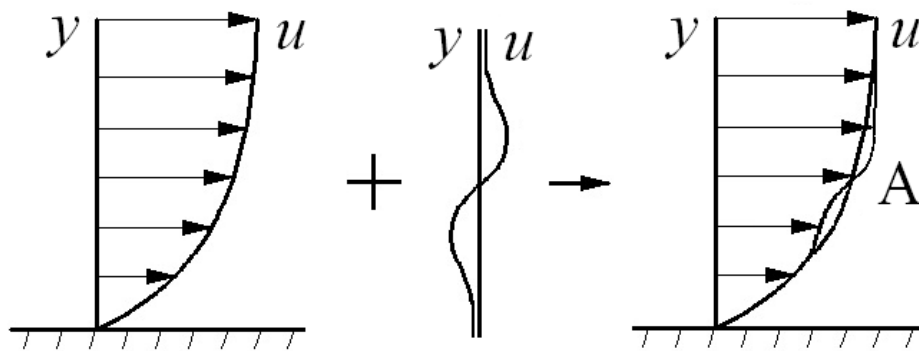


Figure 11. Resulted streamwise velocity profile by the overlap of a vortex with the incoming streamwise velocity. The role of vortices is to make the incoming velocity being inflectional.



Figure 12. A turbulent boundary layer on a wall obtained in laboratory [49]. Flow visualization of a boundary layer in subsonic flow at Reynolds number of 4000 based on momentum thickness, obtained by seeding the flow with a fog of oil droplets, and illuminating the flow with a planar laser sheet. Flow direction is from left to right. The discontinuity of streamwise velocity in outer layer of the boundary layer is clearly seen.