

# Singularity of Navier-Stokes Equations

(First version for arxiv.org, May 30, 2018; Second version, June 4, 2018)

**Hua-Shu Dou**

Faculty of Mechanical Engineering and Automation,  
Zhejiang Sci-Tech University,  
Hangzhou, Zhejiang 310018, China  
Email: [huashudou@yahoo.com](mailto:huashudou@yahoo.com)

**Abstract:** The physics of transition of a smooth laminar flow to turbulence is still a great challenge in fluid dynamics. There is discontinuity in time-averaged Navier-Stokes equations from laminar flow to turbulence. In this paper, the singularity of Navier-Stokes equations is discovered by the derivation of the Navier-Stokes equations and the analysis of the velocity profile. It is the inflection point on the velocity profile which leads to the discontinuity and the instability. This singularity is the origin of the spanwise vortex and the genesis of the vortex head of the hairpin vortex formed afterwards. The singularity of the Navier-Stokes equations is the cause of turbulent transition and the inherent mechanism of sustenance of full developed turbulence.

**Key words:** Navier-Stokes Equations; Singularity; Turbulent transition; Pressure driven flow; Inflection instability

PACS numbers: 47.20.-k; 47.15.Fe; 47.20.Ft; 47.27.-i, 47.27.cn

## 1 Introduction

Turbulence is one of the most important scientific problems in fluid mechanics. Reynolds did the pioneer work for pipe flow in 1883 which proved that there are two type of flow states of laminar flow and turbulence [1]. Since then, a lot of work has been done in theory, experiment and numerical simulation of turbulence during the past 130 years. Although great progress has been made, the physical mechanism of turbulence is still poorly understood.

Over the years, it has been suggested that transition of laminar flow to turbulence is caused by the instability of laminar flow. The flow between two parallel plates is a classical flow problem. Heisenberg [2] obtained an approximate solution of the stability equation by the derivation of the linearized Navier-Stokes equations and gave the boundary of stability on the diagram of wave number versus the Re number. Lin [3] proved by mathematical asymptotic analysis that the flow between the two parallel plates would be unstable and obtained the critical Re number to be 8000. However, whether or not turbulence would occur after flow instability setting in was not clarified. Orszag obtained the critical Re number to be 5772 by calculation with spectral method [4]. This is the most accurate value recognized in the literature. However, the critical Re number of turbulent transition from experiments is about 1000. This inconsistency between the theory and the experiment has been perplexing the understanding to turbulent transition [5-7].

A large quantity of experimental data and numerical calculations show that turbulence is a local phenomenon when it first starts [8-19]. With the increase of Re and the development of disturbance, the inflection point first appears on the velocity profile in laminar flow,

followed by the formation of hairpin vortices which leads to the turbulence spots. During the transition, the velocity profile is subjected a continuous modification [20-23]. It is found that the appearance of the velocity inflection point is a key step of turbulent transition [18, 20-21].

In the past, several concepts have been proposed to explain the phenomenon of turbulence, for example, coherent structure [24], secondary instability [25], transient growth [6-7, 16], self-sustenance [26-27], nonlinear travelling waves [23,28], and very large scale motions (VLSMs) [29-37], etc.

Dou and co-authors proposed an energy gradient method for the study of flow stability and turbulent transition [38-47]. It is found that the inflection point on the velocity profile for the pressure driven flow is a singular point hidden in the Navier-Stokes equations. It is obtained for pressure driven flows that *the necessary and sufficient condition for the turbulent transition is the existence of an inflection point on the velocity profile* [38,41,43,44]. However, the characteristics of velocity change at the inflection point have not been given, and the discontinuity of flow parameters has not been accurately described.

Large quantity of theoretical, experimental and direct numerical simulation results show that the Navier-Stokes equations are the governing equations to correctly describe both the laminar flow and turbulent flow. As such, the physical mechanism of turbulent transition should exist in the Navier-Stokes equations. The mechanism of turbulence generation should be consistent and unique, no matter what type of turbulence such as wall turbulence or free boundary turbulence. If this physical mechanism is found, the problem of turbulence would be clarified.

There is discontinuity in the time-averaged Navier-Stokes equations during the transition from laminar flow to turbulence, as commonly observed from the drag coefficient [48-49]. It is very important to find out the mechanism of discontinuity of the equations from mathematics and physics, to understand the origin of turbulent transition as well as the mechanism of fully developed turbulence.

In this paper, the singularity of Navier-Stokes equations will be analyzed by the derivation of the Navier-Stokes equations and the analysis of the velocity profile for plane Poiseuille flow. Then, the origin of turbulent transition and the mechanism of fully developed turbulence sustenance will be discussed.

## 2 Digging the Singularity of Navier-Stokes equations

The time-averaged Navier-Stokes equations of incompressible fluid are as follow for laminar and turbulent flows, respectively [48-49],

$$\rho\left(\frac{\partial \mathbf{u}}{\partial t} + \mathbf{u} \cdot \nabla \mathbf{u}\right) = -\nabla p + \mu \nabla^2 \mathbf{u} . \quad (1)$$

$$\rho\left(\frac{\partial \mathbf{u}}{\partial t} + \mathbf{u} \cdot \nabla \mathbf{u}\right) = -\nabla p + \mu \nabla^2 \mathbf{u} + \nabla \cdot \boldsymbol{\tau}_t . \quad (2)$$

where  $\mu$  is the fluid viscosity,  $p$  is the static pressure,  $\rho$  is the fluid density,  $\mathbf{u}$  is the velocity vector, and  $\boldsymbol{\tau}_t$  is the turbulent stress tensor.

Thus, it can be observed from Eqs.(1) and (2) that there is discontinuity from laminar flow to turbulence in the time-averaged Navier-Stokes equations due to existence of  $\boldsymbol{\tau}_t$ . Thus,

there must be a discontinuity in laminar flow from which the flow transits to turbulence (Fig.1). This discontinuity leads to that there is singularity in the time-averaged Navier-Stokes equations of the laminar flow.

For the pressure driven flow between two parallel walls (Fig.2), the continuity and the Navier-Stokes equations of the laminar flow for incompressible fluid can be written as follow by neglecting the gravitational force [48-49],

$$\nabla \cdot \mathbf{u} = 0. \quad (3a)$$

$$\rho \left( \frac{\partial \mathbf{u}}{\partial t} + \mathbf{u} \cdot \nabla \mathbf{u} \right) = -\nabla p + \mu \nabla^2 \mathbf{u}. \quad (3b)$$

and the boundary condition is

$$\mathbf{u} = 0. \quad (\text{on the walls}). \quad (3c)$$

With the identity,

$$\mathbf{u} \cdot \nabla \mathbf{u} = \nabla \left( \frac{1}{2} V^2 \right) - \mathbf{u} \times \nabla \times \mathbf{u}. \quad (4)$$

The Eq.(3b) is re-written as

$$\rho \frac{\partial \mathbf{u}}{\partial t} + \nabla E = \mu \nabla^2 \mathbf{u} + \rho (\mathbf{u} \times \nabla \times \mathbf{u}). \quad (5)$$

Here,  $V$  is magnitude of the total velocity and  $E = p + \frac{1}{2} \rho V^2$  is the total mechanical energy of unit volumetric fluid.

The Eq.(5) can be written as follow along the streamline direction,

$$\rho \frac{\partial u}{\partial t} + \frac{\partial E}{\partial x} = \mu \left( \frac{\partial^2 u}{\partial x^2} + \frac{\partial^2 u}{\partial y^2} \right) \quad (6)$$

For parallel flow,  $\frac{\partial^2 u}{\partial x^2} \ll \frac{\partial^2 u}{\partial y^2}$ ,  $\frac{\partial^2 u}{\partial x^2} \approx 0$ , Eq.(6) is rewritten as,

$$\rho \frac{\partial u}{\partial t} + \frac{\partial E}{\partial x} = \mu \frac{\partial^2 u}{\partial y^2} \quad (7)$$

The omitting of the term  $\frac{\partial^2 u}{\partial x^2}$  from Eq.(6) to Eq.(7) will not affect the conclusions in the following sections.

For incompressible flow, the total mechanical energy is constant along a streamline in inviscid flow,  $\frac{\partial E}{\partial x} = 0$ , while it is not constant along a streamline in viscous flow, but it will decrease along the streamline,  $\frac{\partial E}{\partial x} < 0$ , due to the viscous friction. Therefore, the total mechanical energy in viscous flow always decreases along a streamline. This statement is only correct for pressure driven flows, for example, plane Poiseuille flow and pipe Poiseuille flow. For shear driven flow, this statement is not correct due to the work input from external, for example, in plane Couette flow [42].

When there is an inflection point on the velocity profile, the flow status can be classified as following three cases (Fig.3), (a) inflection point is not located at the wall; (b) inflection

point is located at the wall; (c) inflection point is not located at the wall, but the velocity profile show  $u'' > 0$  at the wall. Here,  $u''$  expresses the second derivative of the velocity,

$$\frac{\partial^2 u}{\partial y^2}.$$

In the following, the behavior of the inflection point is first analyzed for case (a), as shown in Fig.4. In Fig.4(a), the incoming velocity profile is a laminar profile; for  $y > 0$ ,  $u > 0$  and  $u'' < 0$ .

With the flow forward, due to interaction of the disturbance with the streamwise velocity, inflection point may be produced on the velocity profile. Assuming that the inflection point is produced at first at  $y = y_A$ ,  $u = u_A$ ,  $u_A > 0$ ,  $u'' = 0$  (Fig.4(b)). From Eq.(7), we have

$\rho \frac{\partial u}{\partial t} + \frac{\partial E}{\partial x} = 0$ . Since there may be  $\frac{\partial u}{\partial t} > 0$  or  $\frac{\partial u}{\partial t} < 0$  in unsteady flow, there is at least a moment to have  $\frac{\partial E}{\partial x} = 0$  at  $y = y_A$ . This means that the velocity at the inflection point A,  $u_A = 0$ . In order to give a comprehensive understanding, we do the following detailed derivations.

Now, we see how the velocity  $u_A$  at  $y = y_A$  varies with the time, in Fig.4. Since the flow is unsteady, the position of the inflection point may have a minute (infinite small) oscillation around  $y = y_A$ . When the inflection point has a minute displacement upward, for example, to position B (Fig.4(c)), the second derivative of the velocity at  $y = y_A$  will become  $u'' > 0$ . According to Eq.(7), we obtain Eq.(8) at  $y = y_A$ ,

$$\rho \frac{\partial u}{\partial t} + \frac{\partial E}{\partial x} > 0 \quad (8)$$

Since the flow is unsteady, there may be the both cases  $\frac{\partial u}{\partial t} > 0$  and  $\frac{\partial u}{\partial t} < 0$  at  $y = y_A$ .

Thus, Eq.(8) must lead to  $\frac{\partial E}{\partial x} > 0$  at  $y = y_A$ , and therefore  $u_A < 0$ , as shown in Fig.4(c).

It is demonstrated above that when the inflection point moves upward from point A to point B, the velocity at  $y = y_A$  changes from  $u_A > 0$  to  $u_A < 0$ . Thus, there must be a moment to have  $u_A = 0$  during this time interval. This means that discontinuity appears at  $y = y_A$  as shown in Fig.5.

When the inflection point has a minute displacement downward, for example, to position

$C$  (Fig.4(d)), the second derivative of the velocity at  $y = y_A$  will become  $u'' < 0$ .

According to Eq.(7), we obtain Eq.(9) at  $y = y_A$ ,

$$\rho \frac{\partial u}{\partial t} + \frac{\partial E}{\partial x} < 0 \quad (9)$$

Since the flow is unsteady, there may be the both cases  $\frac{\partial u}{\partial t} > 0$  and  $\frac{\partial u}{\partial t} < 0$  at  $y = y_A$ .

Thus, this must lead to  $\frac{\partial E}{\partial x} < 0$  at  $y = y_A$ , and therefore  $u_A > 0$ , as shown in Fig.4(d).

It is demonstrated above that when the inflection point moves downward from point  $A$  to point  $C$ , the velocity at  $y = y_A$  keeps  $u_A > 0$ . At this case, there is no discontinuity at  $y = y_A$ .

In summary, in unsteady laminar flow, the position of the inflection point may move oscillationally around the initial inflection position  $y = y_A$ . Discontinuity appears at  $y = y_A$  when the inflection point moves upward, while it does not appear when the inflection point moves downward. Since there is always oscillation of inflection point in unsteady flow, discontinuity must occur when an inflection point is produced.

For the case of an inflection point appears at the wall, shown in Fig.3(b), the velocity at the inflection point always equals to the wall velocity,  $u = 0$ . Thus, there is no the problem of discontinuity of velocity at this case.

For the case of an inflection point appears not at the wall, but  $u'' > 0$  near the wall, shown in Fig.3(c), this case only occurs in flows with adverse pressure gradient, for example, divergent flows [48-49]. We will not discuss this case of non-parallel flows in this study.

### 3 Discussions

For pressure driven laminar flows of incompressible fluid in parallel flow configurations, we have obtained in previous section that the inflection point on velocity profile is a singular point of the Navier-Stokes equations. A laminar flow can lost its stability and transit to turbulence via this singular point.

Dou and co-authors have reached the conclusion before by employing the energy gradient method that the inflection point on the velocity profile is a singularity of the Navier-Stokes equations [38, 41, 44].

As early as in 1880, Rayleigh obtained by linear stability analysis that the necessary condition for instability of inviscid flow is the existence of an inflection point on the velocity profile[50]. Later, Tollmien proved that the inflection point on velocity profile is also a sufficient condition for instability of inviscid parallel flows with symmetric profile [51].

It needs to be pointed out that the physical mechanism of the inflection point in inviscid flow is completely different from that of the inflection point in viscous flow. In inviscid flow,

there is no discontinuity at the inflection point. In viscous flow, there is discontinuity at the inflection point. In inviscid flow, there is no loss of the total mechanical energy along the streamline in the whole flow field. In viscous flow, there is a drop of the total mechanical energy along the streamline, except at the inflection point. In viscous flow, at an inflection point,  $u''=0$  is due to that the rate of variation of the first-order derivative of velocity is constant, and thus the effect of viscosity does not appear at this point.

For plane Couette flow,  $u''=0$  does not mean that viscosity does not play a role, because input of external work counteracts the energy loss due to viscosity. Thus, there is no discontinuity at  $u''=0$  [42].

For turbulent flow in plane Poiseuille flow configuration, the time-averaged Navier-Stokes equation along the streamwise direction can be written as follow:

$$\rho \frac{\partial u}{\partial t} + \frac{\partial E}{\partial x} = (\mu + \mu_t) \left( \frac{\partial^2 u}{\partial x^2} + \frac{\partial^2 u}{\partial y^2} \right) \quad (10)$$

where  $\mu_t$  is the turbulent eddy viscosity.

For turbulence flows, it can also be proved that the inflection point on the velocity profile is still a discontinuity point by using the above procedure. The flow is always unstable due to singularity of the governing equations at the inflection point. This instability is the main mechanism of maintaining the turbulence.

In full developed turbulent flow, there may be numerous inflection points distributed in the flow field, large scale or small scale. Therefore, it may be said that turbulence is composed of large quantity of singularities. The flow is trapped into singularity at the inflection point. After that, the velocity is not predictable. These singularities in somewhat are similar to black holes in astrophysics.

Based on these analyses, the coherent structure of turbulence, intermittency, self sustained nature of the boundary layer wall turbulence can all be reasonably explained. These phenomena are all dominated by the singularity of Navier-Stokes equations.

In the pressure driven shear flow, the inflection point on velocity profile leads to instability due to discontinuity, and a transverse velocity can be generated at this position. Thus, a spanwise vortex flow can be formed around the inflection point, as shown in [29-30, 33], which is the genesis of the vortex head of hairpin vortex. As is well known today, the hairpin vortex is the core of a turbulent spot [18, 24, 29-37].

As such, the hairpin vortex is generated from the singularity of the streamwise velocity, in which instability is intensely produced. Therefore, it can be concluded that vortex head of the hairpin vortex is the “driving force” to sustain a turbulence. It can transmit energy into the vortex from the streamwise flow by the roll up process. Compared to spanwise vortex, the streamwise vortices play less role in the transition since the velocity magnitude in the plane perpendicular to the streamwise direction is very low.

In the formation of a hairpin vortex as well as a turbulence spot, a first step is to produce an inflectional instability. Second step is to generate a spanwise vortex. Third step is that the spanwise vortex evolves into the vortex head of a hairpin vortex. The extension and compression of a spanwise vortex is necessary during the process of turbulent transition. Thus, the turbulence can only be generated in three-dimensional flows.

From present study, it is clear that turbulence could not be duplicated due to the singularity of Navier-Stokes equations at a velocity inflection point and the turbulence is composed of numerous singularities. This may provide with some helpful information to the question in the millennium prize problems [52].

#### 4 Conclusions

(1) For the pressure driven incompressible flow, the singularity of Navier-Stokes equations is discovered by the derivation of the Navier-Stokes equations and the analysis of the velocity profile. It is found that the value of the velocity at the inflection point is zero in viscous parallel flows, which is singular in the flow field.

(2) It is the inflection point on the velocity profile which leads to the discontinuity and the instability. The singularity of the Navier-Stokes equations is the cause of turbulent transition and the inherent mechanism of sustenance of full developed turbulence.

(3) A laminar flow, no matter how it develops, if it cannot make the Navier-Stokes equations singular, turbulent transition cannot occur. This is also the reason why the linear stability theory is failed to predict the transition of turbulence.

(4) Turbulence is spanwise vortices dominated, and turbulence is composed of numerous singularities of Navier-Stokes equations.

(5) The new finding supports the criterion of turbulent transition for pressure driven flows proposed based on the energy gradient method that *the necessary and sufficient condition for turbulent transition is the existence of an inflection point on the velocity profile.*

#### Acknowledgements

The author thanks Prof. B. C. Khoo at the National University of Singapore for the helpful discussions. This work is supported by National Natural Science Foundation of China (51536008, 51579224).

#### References

- [1] Reynolds, O., An experimental investigation of the circumstances which determine whether the motion of water shall be direct or sinuous, and of the law of resistance in parallel channels, Phil. Trans. Roy. Soc. London A, 174, 1883, 935-982.
- [2] Heisenberg, W., Uber Stabilitat und Turbulenz von Flussigkeitsstromen, Ann Phys., Lpz. (4) 74, 1924, 577-627, On stability and turbulence of fluid flows, NACA TM-1291, 1951.
- [3] Lin, C.-C., On the stability of two-dimensional parallel flows, Proc. NAS, 30, 1944, 316-324.
- [4] Orszag, S. A., Accurate solution of the Orr-Sommerfeld stability equation, J. Fluid Mech, 50, 689-703 (1971).
- [5] Orszag, S.A., Patera, A.T., Subcritical transition to turbulence in plane channel flows, Physical review letters, 45(1980) 989-993.
- [6] Trefethen, L.N., Trefethen, A.E., Reddy, S.C., and Driscoll, T.A., Hydrodynamic stability without eigenvalues, Science, 261, 1993, 578-584.

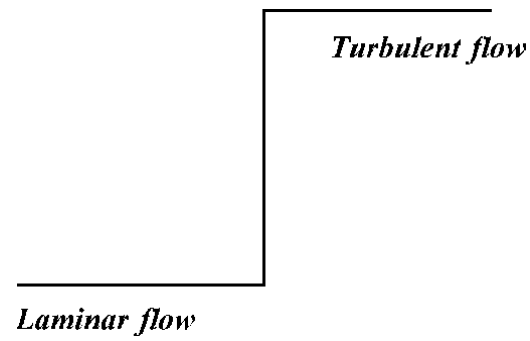
- [7] Grossmann, S., The onset of shear flow turbulence. *Reviews of Modern Physics*, 72, 2000, 603-618.
- [8] Theodorsen, T., Mechanism of turbulence. In *Proceedings of Second Midwestern Conference on Fluid Mechanics*, Ohio State University, Columbus, OH, 1952, pp. 1-19.
- [9] Klebanoff, P.S., Tidstrom, K.D., Sargent, L.M., The three-dimensional nature of boundary layer instability, *Journal of Fluid Mechanics*, 12(1), 2006, 1-34.
- [10] Kline, S.J., Reynolds, W.C., Schraub, F.A., Runstadler, P.W., The structure of turbulent boundary layers, *J. Fluid Mech.*, 30, 1967, 741-773.
- [11] Nishioka, M., Iida, S., Ichikawa, Y., An experimental investigation of the stability of plane Poiseuille flow, *J. Fluid Mech.*, 72, 1975, 731-751.
- [12] Head, M. R., Bandyopadhyay, P., New aspects of the turbulent boundary layer structure. *J. Fluid Mech.*, 107, 1981, 297-338.
- [13] Perry, A.E., Chong, M.S., On the mechanism of wall turbulence, *J. Fluid Mech.*, 119, 1982, 173-217.
- [14] Singer, B.A., Joslin, R.D., Metamorphosis of a hairpin vortex into a young turbulent spot, *Phys. Fluids*, 6, 1994, 3724-3736.
- [15] Shan, H., Zhang, Z., Nieuwstadt, F.T.M., Direct numerical simulation of transition in pipe flow under the influence of wall disturbances, *Int. J. Heat Fluid Flow.*, 19, 1998, 320-325.
- [16] Schoppa, W., Hussain, F., Coherent structure generation in near-wall turbulence, *J. Fluid Mech.*, 453, 2002, 57-108.
- [17] Asen, P.-O., Kreiss, G., Rempfer, D., Direct numerical simulation of localized disturbances in pipe Poiseuille flow, *Computers & Fluids*, 39, 2010, 926-935.
- [18] Hof, B., de Lozar, A., Avila, M., Tu, X., Schneider, T.M., Eliminating Turbulence in Spatially Intermittent Flows, *Science*, 327(5972), 2010, 1491-1494.
- [19] Liu, C., Yan, Y., Lu, P., Physics of turbulence generation and sustenance in a boundary layer, *Computers & Fluids*, 102 (2014) 353-384.
- [20] Luo, J., Wang, X., and Zhou, H., Inherent mechanism of breakdown in laminar-turbulent transition of plane Channel flows, *Science in China Ser. G Physics, Mechanics and Astronomy*, 48(2), 2005, 228-236.
- [21] Nishi, M., Unsal, B., Durst, F., Biswas, G., Laminar-to-turbulent transition of pipe flows through puffs and slugs, *J. Fluid Mech.*, 614, 2008, 425-446.
- [22] Lemoult, G., Aider, J.-L., Wesfreid, J. E., Experimental scaling law for the subcritical transition to turbulence in plane Poiseuille flow, *Physical Review E*, 85(2), 2012, No. 025303
- [23] Wedin, H. and Kerswell, R.R., Exact coherent structures in pipe flow: travelling wave solutions, *J. Fluid Mech.*, 508, 2004, 333-371
- [24] Robinson, S.K., Coherent motion in the turbulent boundary layer, *Annu. Rev. Fluid Mech.*, 23, 1991, 601-639.
- [25] Herbert, T., Secondary instability of boundary layers, *Ann. Rev. Fluid Mech.* (20), 1988, 487-526.
- [26] Panton, R.L., Overview of the self-sustaining mechanisms of wall turbulence, *Progress in Aerospace Sciences*, 37, ( 4), 2001, 341-383.



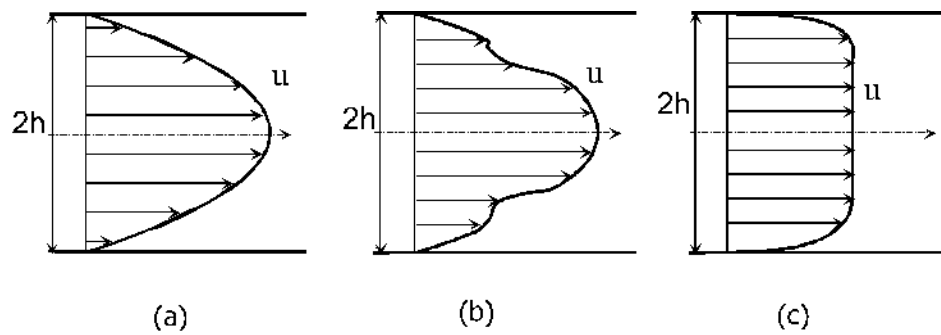
- [27] Jimenez, J., and Pinelli, A., 1999, The autonomous cycle of near-wall turbulence, *J. Fluid Mech.*, 389, 335-359.
- [28] Hof, B., van Doorne, C.W.H., Westerweel, J., Nieuwstadt, F.T.M., Faisst, H., Eckhardt, B., Wedin, H., Kerswell, R.R., Waleffe, F., 2004, Experimental observation of nonlinear traveling waves in turbulent pipe flow, *Science*, 305, No.5690, 1594-1598.
- [29] Zhou, J., Adrian, R. J., Balachandar, S. & Kendall, T. M., Mechanisms for generating coherent packets of hairpin vortices in channel flow. *J. Fluid Mech.*, 387, 1999, 353-396.
- [30] Adrian, R. J., Meinhart, C. D. & Tomkins, C. D., Vortex organization in the outer region of the turbulent boundary layer. *J. Fluid Mech.*, 2000, 422, 1-54.
- [31] Ganapathisubramani, B., Longmire, E. K. & Marusic, I., Characteristics of vortex packets in the turbulent boundary layer, *J. Fluid Mech.*, 478, 2003, 35-46.
- [32] Guala, M., Hommema, S. E. & Adrian, R. J., Large-scale and very-large-scale motions in turbulent pipe flow, *J. Fluid Mech.*, 554, 2006, 521-542.
- [33] Adrian, R. J., Hairpin vortex organization in wall turbulence, *Phys. Fluids*, 19, 2007, 041301.
- [34] Marusic, I., McKeon, B. J., Monkewitz, P. A., Nagib, H. M., Smits, A. J., Sreenivasan, K. R., Wall-bounded turbulent flows at high Reynolds numbers: Recent advances and key issues, *Physics of Fluids*, 22, 2010, No. 065103.
- [35] Wu, X. and Moin, P., Direct numerical simulation of turbulence in a nominally-zero-pressure gradient flat-plate boundary layer, *J. Fluid Mech.* 630, 2009, 5-41.
- [36] McKeon, B. J., Sreenivasan, K. R., Introduction: scaling and structure in high Reynolds number wall-bounded flows, *Phil. Trans. R. Soc. A*, 2007, 365, 635-646.
- [37] Hutchins, N., I. Marusic, Large-scale influences in near-wall turbulence, *Phil. Trans. R. Soc. A* 365, 2007, 647-664.
- [38] Dou, H.-S., Mechanism of flow instability and transition to turbulence, *Inter. J. Non-Linear Mech.*, 41 (4), 2006, 512-517. <https://arxiv.org/abs/nlin/0501049>
- [39] Dou, H.-S., Three important theorems for flow stability, *Proceedings of the Fifth International Conference on Fluid Mechanics*, Ed. by F. Zhuang and J. Li, Tsinghua University Press & Springer, 2007, 57-60. <https://arxiv.org/abs/physics/0610082>
- [40] Dou, H.-S., Khoo, B.C., Yeo K.S., Instability of Taylor-Couette flow between concentric rotating cylinders, *Inter. J. of Therm. Sci.*, 47, 2008, 1422-1435. <https://arxiv.org/abs/physics/0502069>
- [41] Dou, H.-S., Physics of flow instability and turbulent transition in shear flows, *International Journal of Physical Science*, 6(6), 2011, 1411-1425. <http://arxiv.org/abs/physics/0607004>
- [42] Dou, H.-S., Khoo, B.C., Investigation of Turbulent transition in plane Couette flows Using Energy Gradient Method, *Advances in Appl. Math. and Mech.*, 3(2), 2011, 165-180. <http://arxiv.org/abs/nlin.CD/0501048>
- [43] Dou, H. -S., Khoo, B.C., Criteria of turbulent transition in parallel flows, *Modern Physics Letters B*, 24(13), May 2010, 1437-1440. <https://arxiv.org/abs/0906.0417>
- [44] Dou, H.-S., Secret hidden in Navier-Stokes equations: singularity and criterion of turbulent transition., 2014. <https://arxiv.org/abs/1409.0086>. Under the title "Singularity of Navier-Stokes Equations Leading to Turbulent Transition" presented at The APS 67th

Annual Meeting of the Division of Fluid Dynamics, Nov. 23-25, 2014, San Francisco, USA.

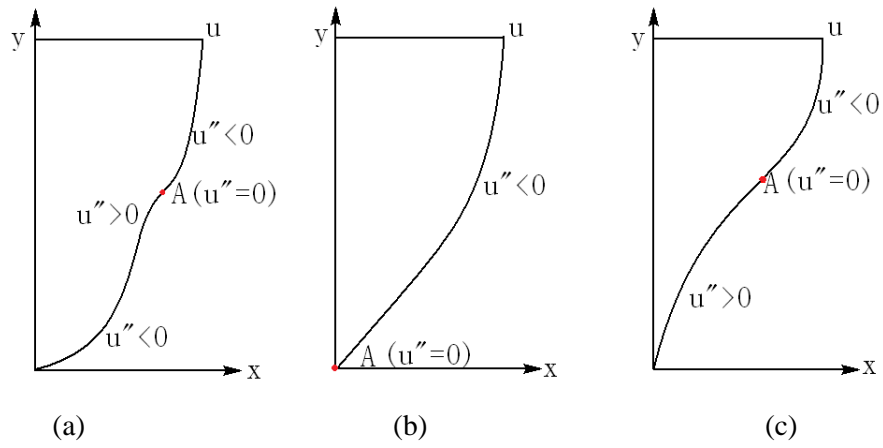
- [45] Dou, H.-S., Jiang, G., Numerical simulation of flow instability and heat transfer of natural convection in a differentially heated cavity. *Int. J. Heat Mass Tran.*, 103, 2016, 370-381.
- [46] Dou, H.-S., Xu, W., Khoo, B. C., Stability of boundary layer flow based on energy gradient theory, *Modern Physics Letters B*, 32 (12), 2018, No. 1840003.
- [47] Dou, H.-S., Nhan, P.-T., Viscoelastic flows around a confined cylinder: instability and velocity inflection. *Chem. Eng. Sci.* 62, 2007, 3909-3929.
- [48] Schlichting, H., *Boundary Layer Theory*, 1979, Springer, Berlin.
- [49] White, F.M., *Viscous Fluid Flow*, 2nd Edition, 1991, MacGraw, New York.
- [50] Rayleigh, L., On the stability or instability of certain fluid motions. *Proc. Lond. Maths. Soc.*, 1880, 11: 57-70
- [51] Tollmien, W., Ein allgemeines Kriterium der Instabilität laminarer Geschwindigkeitsverteilungen, *Nachr. Wiss. fachgruppe, Göttingen, Math. Phys.*, 1, 1935, 79-114. Translated as, General instability criterion of laminar velocity disturbances, NACA TM-792, 1936.
- [52] Fefferman, C.L., Existence and smoothness of the Navier-Stokes equation, May 1, 2000. <http://www.claymath.org/millennium-problems/navier%E2%80%93stokes-equation>



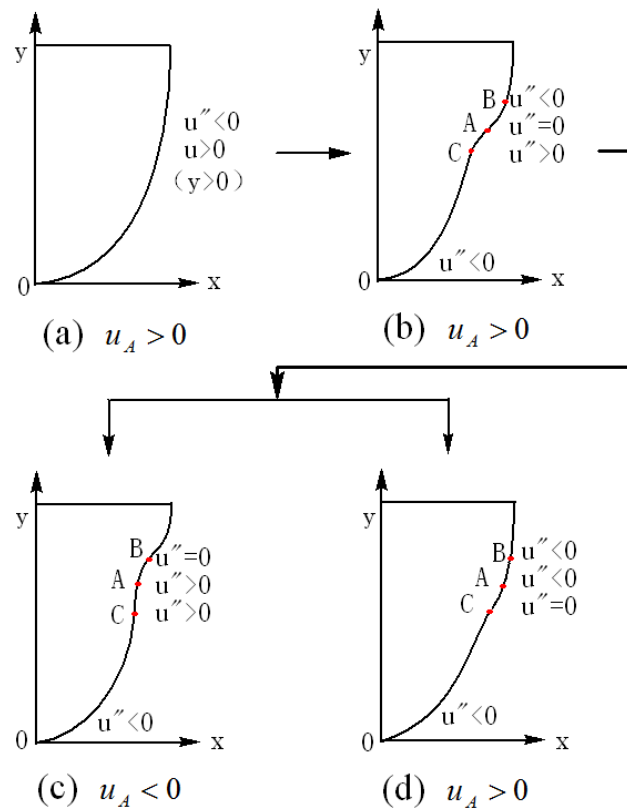
**Figure 1.** Discontinuity existing during transition from laminar flow to turbulent flow. There is a jump for all the flow parameters such as velocity, pressure, total mechanical energy, shear stress as well as drag force, etc.



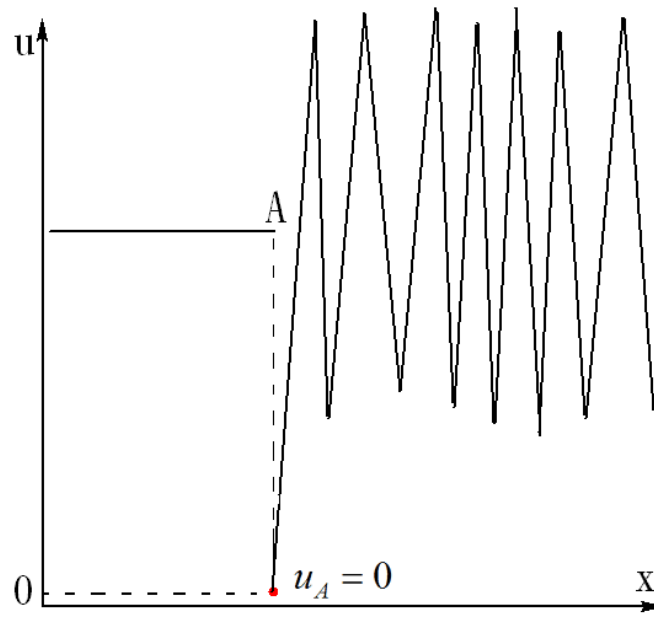
**Figure 2.** Velocity profile during transition from laminar flow to turbulence for plane Poiseuille flow. (a) Laminar flow; (b) Transitional flow; (c) Turbulence.



**Figure 3.** (a) Velocity profile with inflection point. (a) inflection point is not located at the wall,  $u'' < 0$  at the wall; (b) inflection point is located at the wall,  $u'' = 0$  at the wall; (c) inflection point is not located at the wall, but  $u'' > 0$  at the wall.



**Figure 4.** (a) Velocity profile variation with inflection point. (a) incoming flow with no inflection point; (b) inflection point appears; (c) inflection point moves upward; (d) inflection point moves downward.



**Figure 5.** Schematic of streamwise velocity along the streamwise direction before and after the inflection point  $A$ . The incoming flow is laminar. Discontinuity occurs at the inflection point  $A$  with  $u_A = 0$ . After the point  $A$ , velocity oscillation would be generated.