

# Two-stage Method for the Reconstruction of a Low-Rank Matrix

Wei Zhang and Taejoon Kim

**Abstract**—Recovering the low-rank matrix through limited observations is a popular problem in communication, image processing and signal processing. The state of art research is mainly focused on the reconstruction techniques by utilizing the affine map which satisfies the restrict isometry property (RIP). However, the reconstruction under certain priori information is not investigated deeply. The priori information means that certain priori knowledge of the low-rank matrix is known in advance. By utilizing the priori information, such as row or column subspace information of low-rank matrix, the improvement of reconstruction accuracy will be expected. In this paper, we investigate the designing of the affine map and reconstruction algorithm by fully utilizing the subspace information. In addition, we derive the optimal representation of the low-rank matrix in order to achieve the minimal mean square error (MSE). Moreover, for the cases when the priori information can not be obtained in advance, we propose a two-stage algorithm to recover the low-rank matrix. Specifically, in the first stage, we estimate the column subspace of a low-rank matrix. In the second stage, we use the estimated subspace information from the first stage to complete the low-rank matrix reconstruction. The simulation results show that the proposed algorithm achieves robust performance with much lower computational complexity than existing one-stage based reconstruction algorithms.

## I. INTRODUCTION

The dimension of data matrix becomes huge considering the processing ability of the computers. Fortunately, in many fields, the data matrices usually exhibit the low-rank property. Since the low-rank matrix has much smaller degrees of freedom than the full-rank matrix, it is possible to recover the low-rank by using limited observations. This means that the number of observations can be much smaller than the dimension of the matrix. By doing so, the large matrix can be memorized or managed efficiently.

Instead of accessing to each element of a matrix, observations for a large matrix are usually obtained from the linear affine map  $\mathcal{A}(\mathbf{L})$  [1], where  $\mathbf{L}$  is the low-rank matrix. The existing low-rank matrix reconstruction methods are mostly open-loop, which means that  $\mathbf{L}$  is directly recovered from  $\mathcal{A}(\mathbf{L})$  by the reconstruction methods. In order to guarantee the reliable reconstruction, these open-loop methods need the affine map  $\mathcal{A}(\cdot)$  satisfies the restricted isometry property (RIP) with the required constant. It has been shown in [1]

that when the affine map  $\mathcal{A}(\cdot)$  is generated according to some random ensembles, the RIP can be satisfied. These random ensembles include Gaussian distribution [1], Bernoulli distribution [2], and uniform phase distribution [3].

The nuclear norm minimization (NNM) [1] is one of the common open-loop methods, in which the objective function is the nuclear norm of  $\mathbf{L}$ , i.e.,  $\|\mathbf{L}\|_*$ . It has been shown that when the RIP constant meets the required condition, NNM will achieve the reliable reconstruction. Other extensions of NNM are also investigated in [4], [5], which are applicable for the noisy scenario. The alternating method is proposed in [6], which has lower computational complexity and outperforms NNM in noiseless scenario. Though these open-loop methods are easy to implement, the number of observations can be high to meet the requirement for the RIP constant. In addition, the computational complexity will become an issue when the dimension of the matrix is large.

In order to reduce the computational complexity of reconstruction processing, some existing research about low-rank matrix reconstruction by using adaptive sensing is proposed. The researchers in [7] proposed a method in which the first part aims to estimate the row subspace of the low-rank matrix, while the second part will recover the jointly low-rank and sparse matrix. In [8], the low-rank matrix is observed by sequential columns and rows sampling. By using these methods, the number of measurements can be reduced in a great deal. However, considering that the subspace information can guide the designing of the affine map, this knowledge will enhance the reconstruction accuracy compared to the case where no priori information is available.

To end this, in this paper, we mainly analyze the low-rank matrix reconstruction under priori information. Specifically, we investigate two scenarios about the priori information, i.e., the information of both column subspace and row subspace, and the information of column subspace only. When these subspace information is known, we enhance the reconstruction accuracy in two aspects, one is the designing of representation of the estimation for low-rank matrix, the other is the designing of affine map. First of all, we analyze the optimal representation of estimation for the low-rank matrix in order to achieve the minimal mean square error (MSE). In particular, we optimize the dimension of the subspace for the low-rank matrix, i.e., rank of the estimator, to have the minimum reconstruction error. For the designing of the affine map, we give the condition of the affine map on which the minimal MSE can be achieved. Compared with

W. Zhang is with the Department of Electronic Engineering, City University of Hong Kong, , Kowloon, Hong Kong, China (e-mail: wzhang237-c@my.cityu.edu.hk). T. Kim and E. Perrins are with the Department of Electrical Engineering and Computer Science, University of Kansas, KS 66045, USA (e-mail: taejoonkim@ku.edu, perrins@ku.edu).

randomly generated affine map, the optimized affine map is able to capture the useful information of low-rank matrix rather than the information from orthogonal subspace of the matrix.

In practical, the priori information of the low-rank matrix may be not easy to obtain. To handle this scenario, in this paper, we propose a two-stage method for low-rank matrix reconstruction. Specifically, the affine map  $\mathcal{A}(\cdot)$  is divided into two parts, i.e.,  $\mathcal{A}_1(\cdot)$  and  $\mathcal{A}_2(\cdot)$ . In the first step, the affine map  $\mathcal{A}_1(\cdot)$  is designed to collect the column subspace of the matrix. In the second step, the affine map  $\mathcal{A}_2(\cdot)$  is designed based on the obtained column subspace information from the first step. According to our analysis,  $\mathcal{A}_2(\cdot)$  will not waste the observations for the orthogonal column subspace of the low-rank matrix, in other words, the observations from  $\mathcal{A}_2(\cdot)$  are not redundant. Therefore, the reconstruction accuracy can be improved substantially. In the simulation part, this closed-loop method shows a more accurate performance compared with the existing works. It is evidenced that the proposed method achieves an improved accuracy compared with the existing approaches.

The paper is organized as follows. Section II is exclusively about the signal model. In section III, we investigate how to reconstruct the low-rank matrix under the priori information. In section IV, we introduce the proposed two-step based low-rank matrix construction method. Finally, in section V, the simulation results are illustrated and analyzed.

*Notations:* A bold lower case letter  $\mathbf{a}$  is a vector, a bold capital letter  $\mathbf{A}$  is a matrix.  $\mathbf{A}^T, \mathbf{A}^{-1}, \text{tr}(\mathbf{A}), |\mathbf{A}|, \|\mathbf{A}\|_F, \|\mathbf{A}\|_*,$  and  $\|\mathbf{a}\|_2$  are, respectively, the transpose, inverse, trace, determinant, Frobenius norm, nuclear norm (i.e., the sum of the singular values of  $\mathbf{A}$ ) of  $\mathbf{A}$ , and  $l_2$ -norm of  $\mathbf{a}$ .  $[\mathbf{A}]_{:,i}, [\mathbf{A}]_{i,:}, [\mathbf{A}]_{i,j}, [\mathbf{a}]_i$  are, respectively, the  $i$ th column,  $i$ th row,  $i$ th row and  $j$ th column entry of  $\mathbf{A}$ , and  $i$ th entry of vector  $\mathbf{a}$ .  $\text{vec}(\mathbf{A})$  stacks the columns of  $\mathbf{A}$  and form a long column vector.  $\text{diag}(\mathbf{A})$  extracts the diagonal entries of  $\mathbf{A}$  to form a column vector.  $\mathbf{I}_M \in \mathbb{R}^{M \times M}$  is the identity matrix.

## II. PROBLEM FORMULATION AND MOTIVATION

In this section, we will show the formulation of the low-rank reconstruction problem and motivation of our work.

### A. Problem formulation

Suppose the low-rank matrix  $\mathbf{L} \in \mathbb{R}^{M \times N}$  with  $\text{rank}(\mathbf{L}) = r \ll \min(M, N)$ . In general, we cannot get access to the low-rank matrix directly, instead, the observations of the data matrix are obtained through the affine map  $\mathcal{A} : \mathbb{R}^{M \times N} \mapsto \mathbb{R}^p$ , where  $p$  is the number of observations. Here, the  $i$ th element in  $\mathcal{A}(\mathbf{L})$  is given by

$$[\mathcal{A}(\mathbf{L})]_i = \text{tr}(\mathbf{X}_i^T \mathbf{L}), \quad i = 1, 2 \dots p, \quad (1)$$

where  $\mathbf{X}_i \in \mathbb{R}^{M \times N}$  is a measurement matrix associated with the  $i$ th element of  $\mathcal{A}(\mathbf{L})$ . In general, the observations are corrupted by the noise,

$$\mathbf{y} = \mathcal{A}(\mathbf{L}) + \mathbf{n}, \quad (2)$$

where  $\mathbf{n} \in \mathbb{R}^p \sim \mathcal{N}(\mathbf{0}, \mathbf{C})$  denotes the noise vector. In order to recover the low-rank matrix  $\mathbf{L}$  from the observations  $\mathbf{y}$ , the intuitive idea is

$$\min_{\mathbf{L}} \text{rank}(\mathbf{L}) \quad \text{subject to } \mathbf{y} = \mathcal{A}(\mathbf{L}). \quad (3)$$

However, the problem above is NP hard and not applicable in the noisy scenario. Therefore, the following problem formulation is provided to handle this scenario,

$$\min_{\mathbf{L}} \|\mathbf{L}\|_* + \lambda \|\mathbf{y} - \mathcal{A}(\mathbf{L})\|_F^2, \quad (4)$$

where  $\lambda$  is a parameter which balances the values of two parts in the objective function. This problem is an unconstrained convex optimization program, and can be solved by using a proximal gradient method.

A reliability guarantee of the low-rank matrix reconstruction is best described by the RIP [1] [6]. For any  $\mathbf{L}$  whose rank is at most  $r$  and an arbitrary affine map  $\mathcal{A}$ , the RIP can be expressed as the bound,

$$\|\|\mathcal{A}(\mathbf{L})\|_2^2 - \|\mathbf{L}\|_F^2\| \leq \delta_r \|\mathbf{L}\|_F^2, \quad (5)$$

where  $0 \leq \delta_r < 1$  is the  $r$ -RIP constant [1]. The bound in (5) is justified when  $\mathcal{A}(\mathbf{L})$  is as significant as if  $\mathbf{L}$  were directly observed. For the entries in measurement matrix  $\mathbf{X}_i$ , the common random ensembles are independent and identically distributed (i.i.d.) Gaussian entries,

$$[\mathbf{X}_i]_{m,n} \sim \mathcal{N}(0, \frac{1}{MN}), \quad \forall i = 1, \dots, p. \quad (6)$$

Apart from the Gaussian entries, the ensembles with Bernoulli distribution [2] and uniform phase distribution [3] also satisfy the RIP with high probability. Therefore, these formed affine map can is possible to recover the low-rank matrix [1] [6].

### B. Motivation

As we can see from the definition of RIP in (5), the ideal  $r$ -RIP constant for  $\mathcal{A}$  is given by  $\delta_r = 0$ , which will lead to  $\|\mathcal{A}(\mathbf{L})\|_2^2 = \|\mathbf{L}\|_F^2$ . Obviously, this ideal case can be achieved by setting  $\mathcal{A}(\mathbf{L}) = \mathbf{L}$ . However, this kind of affine map requires  $MN$  observations in total.

In this paper, we aims to design affine map with the limited number of observations, to achieve a more accurate mean square error (MSE). When the subspace information of the low-rank matrix is known, the affine map can be designed by utilizing the subspace information and minimizing the MSE as well. Provided that the subspace information is not available, we can divide the reconstruction task into two stages, where the first stage is to obtain the subspace information of the low-rank matrix. After getting the subspace information, the second stage will solve a reconstruction problem under the subspace priori information.

## III. RECONSTRUCTION BY USING THE COLUMN AND ROW SUBSPACE

In this section, we analyze the design of the affine map and reconstruction method when the the column subspace

$\text{col}(\mathbf{U})$  and row subspace  $\text{col}(\mathbf{V})$  are available. Suppose the SVD of low-rank matrix is given by

$$\mathbf{L} = \mathbf{U}\mathbf{\Lambda}\mathbf{V}^T = \sum_{k=1}^r \lambda_k \mathbf{u}_k \mathbf{v}_k^T$$

where  $\mathbf{U} \in \mathbb{R}^{M \times r}$  and  $\mathbf{V} \in \mathbb{R}^{N \times r}$  are the left and right singular matrix, respectively,  $\mathbf{\Lambda} \in \mathbb{R}^{r \times r}$  is a diagonal matrix, where the diagonal entries are arranged in a descent order.

#### A. Reconstruction with the fixed dimension of subspace

Here, we assume that  $\mathbf{F} \in \mathbb{R}^{M \times r}$  and  $\mathbf{G} \in \mathbb{R}^{N \times r}$  are the semi-unitary matrix associated with the column subspace and row subspace, respectively. It is worth noting that  $\mathbf{F}$  and  $\mathbf{G}$  are not exactly  $\mathbf{U}$  and  $\mathbf{V}$  in (7). Given matrix  $\mathbf{F}$  and  $\mathbf{G}$ , the low-rank matrix  $\mathbf{L}$  can be expressed as

$$\mathbf{L} = \mathbf{F}\mathbf{R}\mathbf{G}^T, \quad (7)$$

where  $\mathbf{R} \in \mathbb{R}^{r \times r}$  is not a diagonal matrix. Considering the form of the true low-rank matrix in (7), we assume estimation of the low-rank matrix is expressed as

$$\hat{\mathbf{L}} = \mathbf{F}\hat{\mathbf{R}}\mathbf{G}^T. \quad (8)$$

The fixed dimension of subspace means that dimension of  $\mathbf{F}$  and  $\mathbf{G}$  in (8) are fixed as  $r$ . Thus, in order to obtain the estimation of the matrix, we need to estimate the elements in  $\hat{\mathbf{R}} \in \mathbb{R}^{r \times r}$ . Here, we denote the reshape of the affine map  $\mathcal{A}$  as  $\mathbf{S} \in \mathbb{R}^{p \times MN}$ ,

$$\mathbf{S} = \text{vec}(\mathcal{A}) = \begin{bmatrix} \text{vec}(\mathbf{X}_1)^T \\ \vdots \\ \text{vec}(\mathbf{X}_p)^T \end{bmatrix}. \quad (9)$$

Then the observation  $\mathbf{y}$  can be rewritten as

$$\begin{aligned} \mathbf{y} &= \mathbf{S} \text{vec}(\mathbf{L}) + \mathbf{n} \\ &= \mathbf{S} \text{vec}(\mathbf{F}\mathbf{R}\mathbf{G}^T) + \mathbf{n}. \\ &= \mathbf{S}(\mathbf{G} \otimes \mathbf{F}) \text{vec}(\mathbf{R}) + \mathbf{n}. \end{aligned} \quad (10)$$

Here, assume we have the power budget for estimation task,  $\|\mathbf{S}\|_F^2 = P$ . For convenience, we let  $\mathbf{A} = \mathbf{S}(\mathbf{G} \otimes \mathbf{F})$ . Given the observations in (10), the efficient estimation [9] of  $\mathbf{R}$  is given by

$$\text{vec}(\hat{\mathbf{R}}) = (\mathbf{A}^T \mathbf{C}^{-1} \mathbf{A})^{-1} \mathbf{A}^T \mathbf{C}^{-1} \mathbf{y}. \quad (11)$$

Given the estimation  $\text{vec}(\hat{\mathbf{R}})$ , the estimate of the low-rank matrix can be written as

$$\hat{\mathbf{L}} = \sum_{i=1}^r \sum_{j=1}^r \hat{\mathbf{R}}_{i,j} \mathbf{f}_i \mathbf{g}_j^T = \hat{\mathbf{F}}\hat{\mathbf{R}}\mathbf{G}^T. \quad (12)$$

The MSE of the estimation of the low-rank matrix is written as,

$$\begin{aligned} & \mathbb{E} \left( \left\| \hat{\mathbf{L}} - \mathbf{L} \right\|_F^2 \right) \\ &= \mathbb{E} \left( \left\| \hat{\mathbf{R}} - \mathbf{R} \right\|_F^2 \right) \\ &= \mathbb{E} \left( \left\| (\mathbf{A}^T \mathbf{C}^{-1} \mathbf{A})^{-1} \mathbf{A}^T \mathbf{C}^{-1} \mathbf{y} - \text{vec}(\mathbf{R}) \right\|_F^2 \right) \\ &= \mathbb{E} \left( \left\| (\mathbf{A}^T \mathbf{C}^{-1} \mathbf{A})^{-1} \mathbf{A}^T \mathbf{C}^{-1} (\mathbf{A} \text{vec}(\mathbf{R}) + \mathbf{n}) - \text{vec}(\mathbf{R}) \right\|_F^2 \right) \\ &= \mathbb{E} \left( \left\| (\mathbf{A}^T \mathbf{C}^{-1} \mathbf{A})^{-1} \mathbf{A}^T \mathbf{C}^{-1} \mathbf{n} \right\|_F^2 \right) \\ &= \text{tr}(\mathbf{A}^T \mathbf{C}^{-1} \mathbf{A})^{-1} \end{aligned} \quad (13)$$

Now, it is of interest to design the matrix  $\mathbf{A}$  which minimizes the value above, the optimization problem over the affine map defined in (9) is given by

$$\begin{aligned} & \min_{\mathbf{S}} \text{tr}(\mathbf{A}^T \mathbf{C}^{-1} \mathbf{A})^{-1} \\ & \text{subject to } \mathbf{A} = \mathbf{S}(\mathbf{G} \otimes \mathbf{F}) \\ & \|\mathbf{S}\|_F^2 \leq P. \end{aligned} \quad (15)$$

The following lemma shows that the problem in (16) can be equivalent to a more simple problem.

*Lemma 1:* Suppose  $\mathbf{G} \in \mathbb{R}^{N \times r}$  with  $\mathbf{G}^T \mathbf{G} = \mathbf{I}_r$ ,  $\mathbf{F} \in \mathbb{R}^{M \times r}$  with  $\mathbf{F}^T \mathbf{F} = \mathbf{I}_r$ , and the matrix  $\mathbf{S} \in \mathbb{R}^{p \times MN}$ . We assume the following problem

$$\begin{aligned} & \min_{\mathbf{S}} \text{tr}(\mathbf{A}^T \mathbf{C}^{-1} \mathbf{A})^{-1} \\ & \text{subject to } \mathbf{A} = \mathbf{S}(\mathbf{G} \otimes \mathbf{F}) \\ & \|\mathbf{S}\|_F^2 \leq P. \end{aligned} \quad (16)$$

has the optimal solution as  $\hat{\mathbf{S}}$ . Suppose the following problem

$$\min_{\mathbf{A}} \text{tr}(\mathbf{A}^T \mathbf{C}^{-1} \mathbf{A})^{-1} \text{ subject to } \text{tr}(\mathbf{A}^T \mathbf{A}) \leq P. \quad (17)$$

has the minimal solution as  $\hat{\mathbf{A}}$ . Then, we will have the following relations between  $\hat{\mathbf{A}}$  and  $\hat{\mathbf{S}}$ ,

$$\hat{\mathbf{S}} = \hat{\mathbf{A}}(\mathbf{G} \otimes \mathbf{F})^T. \quad (18)$$

*Proof:* For the proof of equation (55), in order to show  $\hat{\mathbf{S}} = \hat{\mathbf{A}}(\mathbf{G} \otimes \mathbf{F})^T$  is optimal for problem (53). We need to prove that  $\hat{\mathbf{A}}(\mathbf{G} \otimes \mathbf{F})^T$  is feasible and achieves the minimum of the objective function. For the feasibility, we have the following,

$$\left\| \hat{\mathbf{A}}(\mathbf{G} \otimes \mathbf{F})^T \right\|_F^2 = \left\| \hat{\mathbf{A}} \right\|_F^2 \leq P.$$

As for the minimum, we assume that  $\hat{\mathbf{S}}_1 = \hat{\mathbf{A}}(\mathbf{G} \otimes \mathbf{F})^T$ , then we need to show  $\hat{\mathbf{S}}$  and  $\hat{\mathbf{S}}_1$  both achieve the minimal value for problem (16). We substitute  $\hat{\mathbf{S}}_1$  into the problem (16), the objective function is  $\text{tr}(\hat{\mathbf{A}}\mathbf{C}^{-1}\hat{\mathbf{A}})$ . In addition, the objective value of  $\hat{\mathbf{S}}$  for (16) is given by  $\text{tr}(\hat{\mathbf{A}}_1\mathbf{C}^{-1}\hat{\mathbf{A}}_1)$ , where  $\hat{\mathbf{A}}_1 = \hat{\mathbf{S}}(\mathbf{G} \otimes \mathbf{F})$ . Because of the optimality for the

$\widehat{\mathbf{S}}$ , we have

$$\text{tr}(\widehat{\mathbf{A}}_1^T \mathbf{C}^{-1} \widehat{\mathbf{A}}_1) \leq \text{tr}(\widehat{\mathbf{A}}^T \mathbf{C}^{-1} \widehat{\mathbf{A}}). \quad (19)$$

Moreover, since  $\widehat{\mathbf{A}}_1$  and  $\widehat{\mathbf{A}}$  are both feasible for (17), we have the following inequality is due to the optimality of  $\widehat{\mathbf{A}}$ ,

$$\text{tr}(\widehat{\mathbf{A}}_1^T \mathbf{C}^{-1} \widehat{\mathbf{A}}_1) \geq \text{tr}(\widehat{\mathbf{A}}^T \mathbf{C}^{-1} \widehat{\mathbf{A}}). \quad (20)$$

Therefore, after combining (19) and (20), we have  $\widehat{\mathbf{S}}$  and  $\widehat{\mathbf{S}}_1$  both achieve the minimal value for problem (16). This concludes the proof.  $\blacksquare$

To sum up, in order to obtain the optimal  $\mathbf{S}$ , we can turn to solve the problem (17). Then, the optimal  $\widehat{\mathbf{S}}$  can be calculated according to (18). The following lemma shows the solution of the problem (17).

*Remark 1:* The compact MSE minimization problem is given by

$$\min_{\mathbf{A}} \text{tr}(\mathbf{A}^T \mathbf{C}^{-1} \mathbf{A})^{-1} \text{ subject to } \text{tr}(\mathbf{A}^T \mathbf{A}) \leq P. \quad (21)$$

The Lagrangian function is

$$L = \text{tr}(\mathbf{A}^T \mathbf{C}^{-1} \mathbf{A})^{-1} + \mu(\text{tr}(\mathbf{A}^T \mathbf{A}) - P). \quad (22)$$

Here, we just give the result of optimization problem,

$$\begin{aligned} \mathbf{U}_A &= [\mathbf{U}_c]_{p-r^2+1:p}, \\ \mathbf{D} &= [\boldsymbol{\Sigma}_C]_{p-r^2+1:p, p-r^2+1:p}, \\ \mu &= \text{tr}(\mathbf{D}^{\frac{1}{2}})^2 / P^2 \\ \boldsymbol{\Sigma}_A^2 &= \mu^{-\frac{1}{2}} \mathbf{D}^{\frac{1}{2}} \\ \mathbf{V}_A^T \mathbf{V}_A &= \mathbf{I}, \end{aligned} \quad (23)$$

where we denote the SVD of  $\mathbf{A}$  and  $\mathbf{C}$  as,  $\mathbf{A} = \mathbf{U}_A \boldsymbol{\Sigma}_A \mathbf{V}_A^T$ , and  $\mathbf{C} = \mathbf{U}_C \boldsymbol{\Sigma}_C \mathbf{V}_C^T$ , respectively. In addition, the minimal MSE is then given by

$$\frac{1}{P} \left( \sum_{k=p-r^2+1}^p \lambda_{c,k}^{\frac{1}{2}} \right)^2, \quad (24)$$

where  $\lambda_{c,k}$  is the  $k$ th largest eigenvalue of  $\mathbf{C}$ . When  $\mathbf{A}$  is designed according to (23), the matrix  $\mathbf{S}$  can be obtained through (18).

In order to illustrate the optimal condition provided in (23). Here we take the i.i.d. noise as an example, that is  $\mathbb{E}(\mathbf{nn}^T) = \sigma^2 \mathbf{I}$ . Considering the power constraint, i.e.,  $\|\mathbf{A}\|_F^2 \leq P$ , the optimality condition for  $\mathbf{A}$  according to the conditions provided in (23) is

$$\mathbf{A}^T \mathbf{A} = \frac{P}{r^2} \mathbf{I}_{r^2}, \quad (25)$$

and the MSE is then  $\frac{r^4}{P} \sigma^2$ . In particular, the minimum number of observations which meets the condition in (25) is  $r^2$ , where  $\mathbf{A} = \frac{\sqrt{P}}{r} \mathbf{I}_{r^2}$ . This can be achieved by setting the affine map as

$$\mathcal{A}(\mathbf{L}) = \frac{\sqrt{P}}{r} [\text{tr}(\mathbf{f}_1 \mathbf{g}_1^T \mathbf{L}), \text{tr}(\mathbf{f}_1 \mathbf{g}_2^T \mathbf{L}), \dots, \text{tr}(\mathbf{f}_r \mathbf{g}_r^T \mathbf{L})]^T. \quad (26)$$

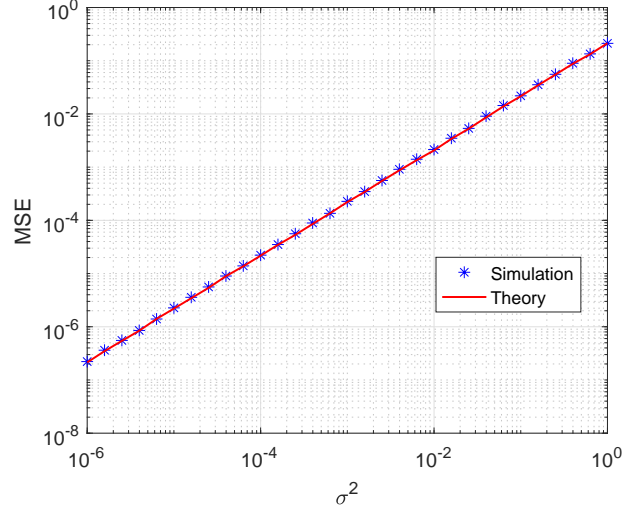


Fig. 1: MSE vs. Noise levels ( $M = 20, N = 50, r = 6$ ).

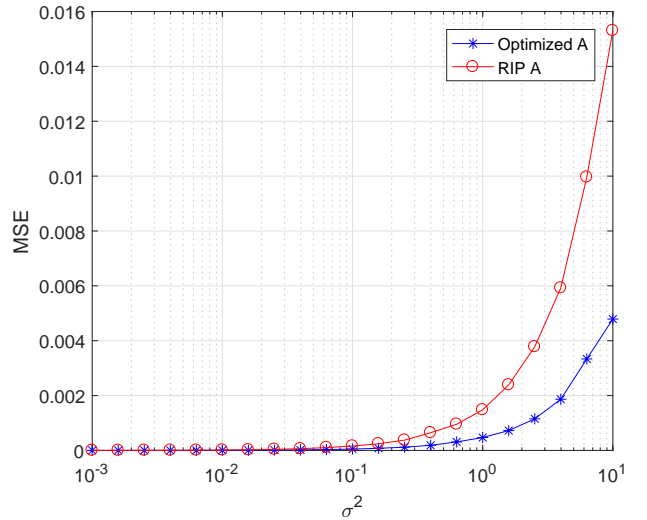


Fig. 2: MSE vs. Noise levels ( $M = 20, N = 50, r = 6$ ).

Meanwhile, the estimation of the matrix  $\mathbf{R}$  is

$$\widehat{\mathbf{R}} = \mathbf{F}^T \mathbf{L} \mathbf{G} + \frac{r}{\sqrt{P}} \mathbf{W}, \quad (27)$$

where  $\mathbf{W} \in \mathbb{R}^{r \times r}$  is the noise matrix which is formed by  $\mathbf{n} \in \mathbb{R}^{r^2 \times 1}$ . Therefore, the MSE value, i.e.,  $\frac{r^4}{P} \sigma^2$  is proportional to the noise level  $\sigma^2$ , and the coefficient value is  $\frac{r^4}{P}$ . In Fig. 1, the simulation MSE and theoretical MSE are plotted. The simulation settings are  $M = 20, N = 50, r = 6, p = 36$ , and the affine map  $\mathcal{A}$  is generated according to (26). As we can see, the MSE is linearly proportional to the noise level  $\sigma^2$ . Also, the simulation results match well with theoretical derivations.

### B. Design of affine map with ideal RIP constant

In the previous subsection, we have provided designing of affine map in order to minimize the MSE. Alternatively, when design the affine map  $\mathcal{A}$ , if our purpose is to achieve the RIP constant  $\delta_r = 0$ , such as

$$\begin{aligned} \|\mathbf{S}(\mathbf{G} \otimes \mathbf{F}) \text{vec}(\mathbf{R})\|_F^2 &= \|(\mathbf{G} \otimes \mathbf{F}) \text{vec}(\mathbf{R})\|_F^2 \\ &= \|\text{vec}(\mathbf{R})\|_F^2. \end{aligned} \quad (28)$$

The condition in (28) can be satisfied when the following hold,

$$\begin{aligned} \mathbf{S} &= \mathbf{A}(\mathbf{G} \otimes \mathbf{F})^T \\ \mathbf{A}^T \mathbf{A} &= \mathbf{I}_{r^2}, \end{aligned}$$

where  $\mathbf{A} \in \mathbb{R}^{p \times r^2}$ . Considering the power constraint  $\|\mathbf{S}\|_F^2 \leq P$ , we modify the condition as

$$\begin{aligned} \mathbf{S} &= \mathbf{A}(\mathbf{G} \otimes \mathbf{F})^T \\ \mathbf{A}^T \mathbf{A} &= \frac{P}{r^2} \mathbf{I}_{r^2}. \end{aligned} \quad (29)$$

It is interesting to find that condition in (29) is exactly the condition for  $\mathbf{A}$  in (25) for i.i.d noise case. However, for the general noise case,  $\mathbb{E}(\mathbf{n}^T \mathbf{n}) = \mathbf{C}$ , though the condition for  $\mathbf{S}$  in (29) will also achieve the ideal RIP constant, i.e.,  $\delta_r = 0$ , it will not obtain the minimal MSE according to the optimality condition in (23).

In order to illustrate the difference between these two conditions in (23) and (29), we make the following simulation in Fig. 2. For the first case, we let the affine map satisfy the ideal RIP condition stated in (29). For the second case, we let the affine map meet the condition in (23). As we can see from Fig. 2. the condition of affine map in (23) can provide a lower MSE performance compared to the ideal RIP case stated in (29). This is consistent with our analysis that the conditions in (23) are obtained by minimizing MSE.

### C. Reconstruction with the optimal dimension of subspace

As we discussed above, we assume the estimator of low-rank matrix has the form in (8). In this subsection, we will discuss whether there exists another representation of the low-rank matrix that can achieve better performance, i.e., lower MSE.

*Lemma 2:* Assume the rank- $r$  matrix  $\mathbf{L} \in \mathbb{R}^{M \times N}$  and  $\mathbf{L} = \mathbf{F}\mathbf{R}\mathbf{G}^T$ , where  $\mathbf{F} \in \mathbb{R}^{M \times r}$  with  $\mathbf{F}^T \mathbf{F} = \mathbf{I}_r$ ,  $\mathbf{G} \in \mathbb{R}^{N \times r}$  with  $\mathbf{G}^T \mathbf{G} = \mathbf{I}_r$ . Consider the observation  $\mathbf{y} = \mathcal{A}(\mathbf{H}) + \mathbf{n}$ , where  $\mathbb{E}(\mathbf{nn}^T) = \mathbf{C}$ . Assume the estimate of the low-rank matrix is  $\hat{\mathbf{L}}$ , for the estimation error of  $\mathbf{L}$ , we always have the following inequality

$$\|\hat{\mathbf{L}} - \mathbf{L}\|_F^2 \geq \|\mathbf{F}\mathbf{F}^T \hat{\mathbf{L}} \mathbf{G}\mathbf{G}^T - \mathbf{L}\|_F^2. \quad (30)$$

*Proof:* It worth noting that  $\mathbf{F}\mathbf{F}^T$  and  $\mathbf{G}\mathbf{G}^T$  denotes projection matrix for the column subspace and row subspace of matrix  $\mathbf{L}$ . The lemma above tells that the estimation error will not increase if we project the estimation onto row subspace and column subspace of low-rank matrix  $\mathbf{L}$ .

In order to verify this, we will show that the error of any estimate  $\hat{\mathbf{L}}$  is greater or equal to the error of  $\mathbf{F}\mathbf{F}^T \hat{\mathbf{L}} \mathbf{G}\mathbf{G}^T$ . For convenience, we define the notations

$$\begin{aligned} \mathbf{P}_F &= \mathbf{F}\mathbf{F}^T, \mathbf{P}_{F_\perp} = \mathbf{I} - \mathbf{P}_F, \\ \mathbf{P}_G &= \mathbf{G}\mathbf{G}^T, \mathbf{P}_{G_\perp} = \mathbf{I} - \mathbf{P}_G. \end{aligned}$$

The MSE of the estimator  $\hat{\mathbf{L}}$  is given by

$$\begin{aligned} &\|\hat{\mathbf{L}} - \mathbf{L}\|_F^2 \\ &= \left\| \mathbf{P}_F \hat{\mathbf{L}} \mathbf{P}_G + \mathbf{P}_{F_\perp} \hat{\mathbf{L}} \mathbf{P}_G + \mathbf{P}_F \hat{\mathbf{L}} \mathbf{P}_{G_\perp} + \mathbf{P}_{F_\perp} \hat{\mathbf{L}} \mathbf{P}_{G_\perp} - \mathbf{L} \right\|_F^2 \\ &= \left\| \mathbf{P}_F \hat{\mathbf{L}} \mathbf{P}_{G_\perp} - \mathbf{L} \right\|_F^2 + \left\| \mathbf{P}_{F_\perp} \hat{\mathbf{L}} \mathbf{P}_G + \mathbf{P}_F \hat{\mathbf{L}} \mathbf{P}_{G_\perp} + \mathbf{P}_{F_\perp} \hat{\mathbf{L}} \mathbf{P}_{G_\perp} \right\|_F^2 \\ &\geq \left\| \mathbf{P}_F \hat{\mathbf{L}} \mathbf{P}_{G_\perp} - \mathbf{L} \right\|_F^2. \end{aligned}$$

This concludes the proof.  $\blacksquare$

In other words, the estimation should have the form  $\mathbf{F}\mathbf{F}^T \hat{\mathbf{L}} \mathbf{G}\mathbf{G}^T$  in order to have the minimal estimation error. Therefore, we let the expression of estimation of the low-rank matrix be

$$\hat{\mathbf{L}} = \mathbf{F}_1 \hat{\mathbf{R}}_{1,1} \mathbf{G}_1^T \quad (31)$$

where  $\mathbf{F}_1 \in \mathbb{R}^{M \times d}$ ,  $\mathbf{G}_1 \in \mathbb{R}^{N \times d}$ , and  $\mathbf{R} \in \mathbb{R}^{d \times d}$ . Obviously, the column subspace and row subspace of  $\hat{\mathbf{L}}$  are  $\text{col}(\mathbf{F}_1)$  and  $\text{col}(\mathbf{G}_1)$ , respectively. Then, the subspaces  $\text{col}(\mathbf{F}_1)$  and  $\text{col}(\mathbf{G}_1)$  satisfy the following,

$$\text{col}(\mathbf{F}_1) \subseteq \text{col}(\mathbf{F}), \quad \text{col}(\mathbf{G}_1) \subseteq \text{col}(\mathbf{G}), \quad (32)$$

which is obvious from the Lemma 2. Then, the observation  $\mathbf{y}$  can written as

$$\begin{aligned} \mathbf{y} &= \mathcal{A}(\mathbf{F}_1 \mathbf{R}_{1,1} \mathbf{G}_1^T) + \mathcal{A}(\mathbf{L} - \mathbf{F}_1 \mathbf{R}_{1,1} \mathbf{G}_1^T) + \mathbf{n} \\ &= \mathcal{A}(\mathbf{F}_1 \mathbf{R}_{1,1} \mathbf{G}_1^T) + \mathbf{n}_1 \\ &= \mathbf{S}(\mathbf{G}_1 \otimes \mathbf{F}_1) \text{vec}(\mathbf{R}_{1,1}) + \mathbf{n}_1 \\ &= \mathbf{A}_1 \text{vec}(\mathbf{R}_{1,1}) + \mathbf{n}_1 \end{aligned} \quad (33)$$

where we let  $\mathbf{n}_1 = \mathcal{A}(\mathbf{L} - \mathbf{F}_1 \mathbf{R}_{1,1} \mathbf{G}_1^T) + \mathbf{n}$ . Due to the fact that we have no idea about the part  $\mathcal{A}(\mathbf{L} - \mathbf{F}_1 \mathbf{R}_{1,1} \mathbf{G}_1^T)$ , the effective noise  $\mathbf{n}_1$  will include this part. However, due to the fact that  $\|\mathbf{L} - \mathbf{F}_1 \mathbf{R}_{1,1} \mathbf{G}_1^T\|_F^2$  is small, we assume that the noise covariance approximation is as follows

$$\mathbf{C}_1 = \mathbb{E}(\mathbf{n}_1 \mathbf{n}_1^T) \approx \mathbb{E}(\mathbf{nn}^T) = \mathbf{C}. \quad (34)$$

The approximation will become equality when  $\text{col}(\mathbf{F}_1) = \text{col}(\mathbf{F})$ , and  $\text{col}(\mathbf{G}_1) = \text{col}(\mathbf{G})$ , that is  $\mathbf{L} = \mathbf{F}_1 \mathbf{R}_{1,1} \mathbf{G}_1^T$ . Similarly, the estimate of  $\hat{\mathbf{R}}_{1,1}$  is

$$\text{vec}(\hat{\mathbf{R}}_{1,1}) = (\mathbf{A}_1^T \mathbf{C}_1^{-1} \mathbf{A}_1)^{-1} \mathbf{A}_1^T \mathbf{C}_1^{-1} \mathbf{y}. \quad (35)$$

Since  $\text{col}(\mathbf{F}_1) \subseteq \text{col}(\mathbf{F})$  and  $\text{col}(\mathbf{G}_1) \subseteq \text{col}(\mathbf{G})$ , we write the true low-rank matrix as

$$\mathbf{L} = \mathbf{F}_1 \mathbf{R}_{1,1} \mathbf{G}_1^T + \mathbf{F}_2 \mathbf{R}_{2,1} \mathbf{G}_1^T + \mathbf{F}_1 \mathbf{R}_{1,2} \mathbf{G}_2^T + \mathbf{F}_2 \mathbf{R}_{2,2} \mathbf{G}_2^T, \quad (36)$$

where  $\mathbf{F} = [\mathbf{F}_1, \mathbf{F}_2]$  with  $\mathbf{F}^T \mathbf{F} = \mathbf{I}_r$ , and  $\mathbf{G} = [\mathbf{G}_1, \mathbf{G}_2]$

with  $\mathbf{G}^T \mathbf{G} = \mathbf{I}_r$ . The MSE of  $\hat{\mathbf{L}}$  is given by

$$\begin{aligned} & \mathbb{E} \left( \left\| \hat{\mathbf{L}} - \mathbf{L} \right\|_F^2 \right) \\ &= \mathbb{E} \left( \left\| \mathbf{F}_1 \hat{\mathbf{R}}_{1,1} \mathbf{G}_1 - \mathbf{L} \right\|_F^2 \right) \\ &= \mathbb{E} \left( \left\| \hat{\mathbf{R}}_{1,1} - \mathbf{R}_{1,1} \right\|_F^2 \right) + \|\mathbf{L}\|_F^2 - \|\mathbf{R}_{1,1}\|_F^2 \\ &= \mathbb{E} \left( \text{tr}(\mathbf{A}_1^T \mathbf{C}_1^{-1} \mathbf{A}_1)^{-1} \right) + \|\mathbf{L}\|_F^2 - \|\mathbf{R}_{1,1}\|_F^2. \end{aligned} \quad (37)$$

In order to minimize the MSE above, we need to solve the optimization problem below,

$$\begin{aligned} & \underset{\mathbf{A}_1, \mathbf{F}_1, \mathbf{G}_1}{\text{argmin}} \mathbb{E} \left( \text{tr}(\mathbf{A}_1^T \mathbf{C}_1^{-1} \mathbf{A}_1)^{-1} \right) + \|\mathbf{L}\|_F^2 - \|\mathbf{R}_{1,1}\|_F^2 \\ &= \underset{\mathbf{A}_1, \mathbf{F}_1, \mathbf{G}_1}{\text{argmin}} \mathbb{E} \left( \text{tr}(\mathbf{A}_1^T \mathbf{C}_1^{-1} \mathbf{A}_1)^{-1} \right) - \|\mathbf{R}_{1,1}\|_F^2. \end{aligned} \quad (38)$$

In the following Lemma, we will analyze the condition for  $\mathbf{F}_1$ ,  $\mathbf{G}_1$ , and  $\mathbf{A}_1$ , which achieves the minimal MSE.

*Lemma 3:* The optimal  $\mathbf{F}_1 \in \mathbb{R}^{M \times d}$ ,  $\mathbf{G}_1 \in \mathbb{R}^{N \times d}$ , and  $\mathbf{A}_1$  that can achieve the minimal MSE in (38) should satisfy the following conditions,

(1) The optimal  $d$  should be

$$d_{opt} = \min_d \left( \frac{1}{P} \left( \sum_{k=p-d^2+1}^p \lambda_{c,k}^{\frac{1}{2}} \right)^2 + \sum_{k=d+1}^r \lambda_k^2 \right), \quad (39)$$

where  $\lambda_{c,k}$  is the  $k$ th largest singular value of  $\mathbf{C}_1$ , and  $\lambda_k$  is the  $k$ th largest singular value of  $\mathbf{L}$ .

(2)  $\mathbf{F}_1$  and  $\mathbf{G}_1$  span the subspace of the dominant  $d_{opt}$  left and right singular vectors of  $\mathbf{L}$ , respectively.

(3) The optimal  $\mathbf{A}_1$  is calculated by Remark 1.

*Proof:* We will divide our analysis into two steps. The first step is about designing  $\mathbf{A}_1$  when  $\mathbf{F}_1$  and  $\mathbf{G}_1$  is fixed. The second step is seeking the optimal  $\mathbf{F}_1$  and  $\mathbf{G}_1$  which minimize the MSE value.

First of all, for fixed  $\mathbf{F}_1$  and  $\mathbf{G}_1$ , the first part has the minimum value when  $\mathbf{A}_1$  is designed using the similar strategies of Remark 1,

$$f(d) = \frac{1}{P} \left( \sum_{k=p-d^2+1}^p \lambda_{c,k}^{\frac{1}{2}} \right)^2, \quad (40)$$

the MSE is, then

$$f(d) + \|\mathbf{L}\|_F^2 - \|\mathbf{R}_{1,1}\|_F^2. \quad (41)$$

Now, we will discuss how to choose  $\mathbf{F}_1$  and  $\mathbf{G}_1$  to minimize the value above. This problem is equivalent to maximize the value of  $\|\mathbf{R}_{1,1}\|_F^2$ .

$$\|\mathbf{R}_{1,1}\|_F^2 = \|\mathbf{F}_1^T \mathbf{L} \mathbf{G}_1\|_F^2. \quad (42)$$

It is straightforward that when  $\mathbf{F}_1$  spans the subspace of the dominant  $d$  left singular vectors of  $\mathbf{L}$ . The case is the same

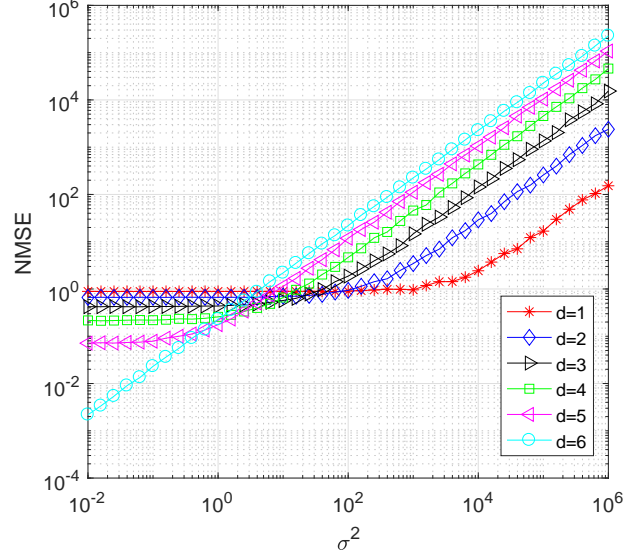


Fig. 3: MSE vs. Noise levels ( $M = 20, N = 50, r = 6$ ).

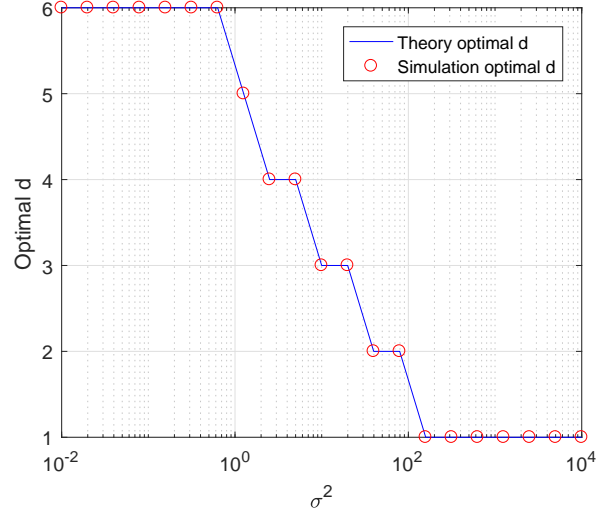


Fig. 4: Optimal  $d$  vs. Noise levels ( $M = 20, N = 50, r = 6$ ).

for  $\mathbf{G}_1$ . Then, the MSE will become

$$f(d) + \sum_{k=d+1}^r \lambda_k^2. \quad (43)$$

The we should choose  $d$  which will minimize the MSE above

$$d_{opt} = \min_d \left( f(d) + \sum_{k=d+1}^r \lambda_k^2 \right), \quad (44)$$

which concludes the proof.  $\blacksquare$

Here, we take the i.i.d. noise for example, i.e., that is  $\mathbb{E}(\mathbf{nn}^T) = \sigma^2 \mathbf{I}_p$ . The MSE is expressed as

$$\frac{d^4}{P} \sigma^2 + \sum_{k=d+1}^r \lambda_k^2 = \frac{\sigma^2 d^2}{P} \sum_{k=1}^d (2k-1) + \sum_{k=d+1}^r \lambda_k^2, \quad (45)$$

where  $\lambda_k$  is the  $k$ th largest singular value of  $\mathbf{L}$ . Because  $\lambda_k$  is decreasing over  $k$ , then the optimal  $d$  which minimizes (75) should satisfy the following

$$d_{opt} = \max_{d=1,2,\dots,r} \left\{ d : \frac{\sigma^2 d^2}{P} (2d-1) \leq \lambda_d^2 \right\}. \quad (46)$$

In Figure. 3, we compare the MSE for different values of  $d$ . As can be seen, when the noise level is small, the best performance is achieved by setting  $d = r = 6$ . With the increasing of noise level, the smaller  $d$ , say  $d = 1$ , will achieve the lowest MSE. In Figure. 4, we plot the optimal value of  $d$  which has the smallest MSE with different noise levels. The line of theory optimal  $d$  is calculated according to the formula (46). It is clear that the theoretical  $d_{opt}$  well matches with the simulation results. With the increasing of the noise levels, the optimal dimension of the column subspace will decrease. Specifically, when the noise level is low, the  $d_{opt}$  is equal to the rank of matrix, i.e.,  $r$ . When the noise is strong, the value of  $d_{opt}$  will approach one.

#### IV. RECONSTRUCTION BY USING THE COLUMN SUBSPACE INFORMATION

In this section, we study the low-rank matrix reconstruction when we know the column subspace of the low-rank matrix.

##### A. Reconstruction with the fixed dimension of subspace

Here, we assume that  $\mathbf{F} \in \mathbb{R}^{M \times r}$  is the semi-unitary matrix associated with the column subspace. It is worth noting that  $\mathbf{F}$  is not equivalent to  $\mathbf{U}$  in (7). In fact, the low-rank matrix  $\mathbf{L}$  can be expressed as

$$\mathbf{L} = \mathbf{F}\mathbf{Q}, \quad (47)$$

where  $\mathbf{Q} \in \mathbb{R}^{r \times N}$ . Here we assume the estimation of low-rank matrix has the following expression

$$\widehat{\mathbf{L}} = \mathbf{F}\widehat{\mathbf{Q}}. \quad (48)$$

For convenience, we denote

$$\mathbf{S} = \text{vec}(\mathcal{A}) = \begin{bmatrix} \text{vec}(\mathbf{X}_1)^T \\ \vdots \\ \text{vec}(\mathbf{X}_p)^T \end{bmatrix}. \quad (49)$$

Similarly, we can write the observation  $\mathbf{y}$  in the following way

$$\begin{aligned} \mathbf{y} &= \text{vec}(\mathcal{A}(\mathbf{L}) + \mathbf{n}) \\ &= \text{vec}(\mathcal{A}(\mathbf{F}\mathbf{Q}) + \mathbf{n}) \\ &= \mathbf{S}(\mathbf{I} \otimes \mathbf{F}) \text{vec}(\mathbf{Q}) + \mathbf{n} \end{aligned} \quad (50)$$

For convenience, we let  $\mathbf{A} = \mathbf{S}(\mathbf{I} \otimes \mathbf{F}) \in \mathbb{R}^{p \times rN}$ . Since we need to estimate the elements in  $\mathbf{Q}$ , then the efficient estimator is given by

$$\text{vec}(\widehat{\mathbf{Q}}) = (\mathbf{A}^T \mathbf{C}^{-1} \mathbf{A})^{-1} \mathbf{A}^T \mathbf{C}^{-1} \mathbf{y}. \quad (51)$$

Then the MSE is

$$\begin{aligned} \mathbb{E} \left( \left\| \widehat{\mathbf{L}} - \mathbf{L} \right\|_F^2 \right) &= \mathbb{E} \left( \left\| (\mathbf{I} \otimes \mathbf{F}) \text{vec}(\mathbf{Q}) - (\mathbf{I} \otimes \mathbf{F}) \text{vec}(\widehat{\mathbf{Q}}) \right\|_2^2 \right) \\ &= \mathbb{E} \left( \left\| \text{vec}(\mathbf{Q}) - \text{vec}(\widehat{\mathbf{Q}}) \right\|_2^2 \right) \\ &= \mathbb{E} \left( \left\| \text{vec}(\mathbf{Q}) - (\mathbf{A}^T \mathbf{C}^{-1} \mathbf{A})^{-1} \mathbf{A}^T \mathbf{C}^{-1} \mathbf{y} \right\|_2^2 \right) \\ &= \mathbb{E} \left( \left\| (\mathbf{A}^T \mathbf{C}^{-1} \mathbf{A})^{-1} \mathbf{A}^T \mathbf{C}^{-1} \mathbf{n} \right\|_2^2 \right) \\ &= \text{tr}(\mathbf{A}^T \mathbf{C}^{-1} \mathbf{A})^{-1}. \end{aligned} \quad (52)$$

Similarly, the following lemma shows that the problem of minimizing the MSE over the vectorization of the affine map, i.e.,  $\mathbf{S}$ , can be equivalent to a more simple problem.

*Lemma 4:* Suppose  $\mathbf{F} \in \mathbb{R}^{M \times r}$  with  $\mathbf{F}^T \mathbf{F} = \mathbf{I}_r$ , and the matrix  $\mathbf{S} \in \mathbb{R}^{p \times MN}$ . We assume the following problem

$$\begin{aligned} \min_{\mathbf{S}} \text{tr}(\mathbf{A}^T \mathbf{C}^{-1} \mathbf{A})^{-1} \\ \text{subject to } \mathbf{A} = \mathbf{S}(\mathbf{I} \otimes \mathbf{F}) \\ \|\mathbf{S}\|_F^2 \leq P. \end{aligned} \quad (53)$$

has the optimal solution as  $\widehat{\mathbf{S}}$ . Suppose the following problem

$$\min_{\mathbf{A}} \text{tr}(\mathbf{A}^T \mathbf{C}^{-1} \mathbf{A})^{-1} \text{ subject to } \text{tr}(\mathbf{A}^T \mathbf{A}) \leq P. \quad (54)$$

has the minimal solution as  $\widehat{\mathbf{A}}$ . Then, we will have the following relations between  $\widehat{\mathbf{A}}$  and  $\widehat{\mathbf{S}}$ ,

$$\widehat{\mathbf{S}} = \widehat{\mathbf{A}}(\mathbf{I} \otimes \mathbf{F})^T. \quad (55)$$

Using the similar techniques as problem (21), the optimal  $\mathbf{A}$  has the following condition

$$\begin{aligned} \mathbf{U}_A &= [\mathbf{U}_c]_{p-Nr+1:p}, \\ \mathbf{D} &= [\boldsymbol{\Sigma}_C]_{p-Nr+1:p, p-r^2+1:p}, \\ \mu &= \text{tr}(\mathbf{D}^{\frac{1}{2}})^2 / P^2 \\ \boldsymbol{\Sigma}_A^2 &= \mu^{-\frac{1}{2}} \mathbf{D}^{\frac{1}{2}} \\ \mathbf{V}_A^T \mathbf{V}_A &= \mathbf{I} \end{aligned} \quad (56)$$

In addition, the MSE is then given by

$$\frac{1}{P} \left( \sum_{k=p-Nr+1}^p \lambda_{c,k}^{\frac{1}{2}} \right)^2, \quad (57)$$

where  $\lambda_{c,k}$  is the  $k$ th largest eigenvalue of  $\mathbf{C}$ . When the optimal  $\widehat{\mathbf{A}}$  is obtained, then  $\widehat{\mathbf{S}} = \widehat{\mathbf{A}}(\mathbf{I} \otimes \mathbf{F})^T$ .

Here, we take the i.i.d. noise, say  $\mathbf{C} = \mathbf{I}_p$ , as an illustration. The matrix  $\mathbf{A}$ , satisfying the condition in (56), can have the following expression,

$$\mathbf{A}^T \mathbf{A} = \frac{P}{rN} \mathbf{I}, \quad (58)$$

and the MSE is then  $\frac{r^2 N^2}{P} \sigma^2$ . The condition in (58) can be

satisfied when the matrix  $\mathbf{A}$  is

$$\mathbf{A} = \sqrt{\frac{P}{rN}} \begin{bmatrix} \mathbf{F} & \mathbf{0} & \cdots & \mathbf{0} \\ \mathbf{0} & \mathbf{F} & \cdots & \mathbf{0} \\ \vdots & \vdots & \ddots & \vdots \\ \mathbf{0} & \mathbf{0} & \cdots & \mathbf{F} \end{bmatrix}. \quad (59)$$

When the matrix  $\mathbf{A}$  is designed according to (59), the estimated  $\widehat{\mathbf{Q}}$  in (51) can be expressed as

$$\widehat{\mathbf{Q}} = \mathbf{Q} + \sqrt{\frac{rN}{P}} \mathbf{W}, \quad (60)$$

where  $\mathbf{W} \in \mathbb{R}^{r \times N}$  is the matrix form of  $\mathbf{n}$ , which rewrites the  $\mathbf{n} \in \mathbb{R}^{rN}$  in a matrix version. To sum up, compared to the priori information of the  $\mathbf{F}$  and  $\mathbf{G}$ , the column subspace  $\mathbf{F}$  is a more relax information. Based on this, the MSE is consequently increased from  $\frac{r^4}{P} \sigma^2$  to  $\frac{r^2 N^2}{P} \sigma^2$ . The number of observations is increased from  $r^2$  to  $Nr$ .

### B. Design of affine map with ideal RIP constant

Alternatively, when we design the affine map  $\mathcal{A}$  in order to achieve the RIP constant  $\delta_r = 0$ , such as

$$\|\mathbf{S}(\mathbf{I} \otimes \mathbf{F}) \text{vec}(\mathbf{Q})\|_F^2 = \|(\mathbf{I} \otimes \mathbf{F}) \text{vec}(\mathbf{Q})\|_F^2 = \|\text{vec}(\mathbf{Q})\|_F^2. \quad (61)$$

The condition in (28) can be satisfied when the following hold,

$$\begin{aligned} \mathbf{S} &= \mathbf{A}(\mathbf{I} \otimes \mathbf{F})^T \\ \mathbf{A}^T \mathbf{A} &= \mathbf{I}_{Nr}, \end{aligned}$$

where  $\mathbf{A} \in \mathbb{R}^{p \times Nr}$ . Considering the power constraint  $\|\mathbf{S}\|_F^2 \leq P$ , we modify the condition as

$$\begin{aligned} \mathbf{S} &= \mathbf{A}(\mathbf{I} \otimes \mathbf{F})^T \\ \mathbf{A}^T \mathbf{A} &= \frac{P}{Nr} \mathbf{I}_{Nr}. \end{aligned} \quad (62)$$

It is interesting to find that condition in (62) is exactly the condition for  $\mathbf{A}$  in (58) for i.i.d noise case. However, for the general noise case,  $\mathbb{E}(\mathbf{n}^T \mathbf{n}) = \mathbf{C}$ , though the condition for  $\mathbf{S}$  in (62) will achieve the ideal RIP constant, i.e.,  $\delta_r = 0$ , it will not obtain the minimal MSE according to the optimality condition in (56). Therefore, the proposed method can achieve the lower MSE compared to the case where  $\delta_r = 0$ .

### C. Reconstruction with the optimal dimension of subspace

In this subsection, we will discuss whether there exists another representation of the low-rank matrix that can achieve better performance, i.e., lower MSE.

*Lemma 5:* Assume the rank- $r$  matrix  $\mathbf{L} \in \mathbb{R}^{M \times N}$  with  $\mathbf{L} = \mathbf{F}\mathbf{Q}$ , where  $\mathbf{F} \in \mathbb{R}^{M \times r}$  with  $\mathbf{F}^T \mathbf{F} = \mathbf{I}_r$  and  $\mathbf{Q} \in \mathbb{R}^{r \times N}$ . Consider the observation  $\mathbf{y} = \mathcal{A}(\mathbf{H}) + \mathbf{n}$ , where  $\mathbb{E}(\mathbf{nn}^T) = \mathbf{C}$ . Assume the estimate of the low-rank matrix is  $\widehat{\mathbf{L}}$ , for the estimation error of  $\mathbf{L}$ , we always have the following inequality

$$\|\widehat{\mathbf{L}} - \mathbf{L}\|_F^2 \geq \|\mathbf{F}\mathbf{F}^T \widehat{\mathbf{L}} - \mathbf{L}\|_F^2. \quad (63)$$

Similarly, the estimation should have the form  $\mathbf{F}\mathbf{F}^T \widehat{\mathbf{L}}$  in order to have the minimal estimation error. Hence, suppose the column subspace of the  $\widehat{\mathbf{L}}$  is  $\text{col}(\mathbf{F}_1)$ . Then, we must have the subspaces  $\text{col}(\mathbf{F}_1)$  satisfies the following,

$$\text{col}(\mathbf{F}_1) \subseteq \text{col}(\mathbf{F}).$$

Therefore, we let the expression of estimation of the low-rank matrix be

$$\widehat{\mathbf{L}} = \mathbf{F}_1 \widehat{\mathbf{Q}}_1.$$

where  $\mathbf{F}_1 \in \mathbb{R}^{M \times d}$  with  $\mathbf{F}_1^T \mathbf{F}_1 = \mathbf{I}_d$ , and  $\widehat{\mathbf{Q}}_1 \in \mathbb{R}^{d \times N}$ . Note that the low-rank matrix can be expressed as  $\mathbf{L} = \mathbf{F}_1 \mathbf{Q}_1 + \mathbf{F}_2 \mathbf{Q}_2$ , where  $\mathbf{F} = [\mathbf{F}_1, \mathbf{F}_2]$ . The observation  $\mathbf{y} \in \mathbb{R}^{p \times 1}$  can be written as

$$\begin{aligned} \mathbf{y} &= \mathcal{A}(\mathbf{L}) + \mathbf{n} \\ &= \mathcal{A}(\mathbf{F}_1 \mathbf{Q}_1 + \mathbf{F}_2 \mathbf{Q}_2) + \mathbf{n} \\ &= \mathbf{S}(\mathbf{I} \otimes \mathbf{F}_1) \text{vec}(\mathbf{Q}_1) + \mathcal{A}(\mathbf{F}_2 \mathbf{Q}_2) + \mathbf{n}, \\ &= \mathbf{S}(\mathbf{I} \otimes \mathbf{F}_1) \text{vec}(\mathbf{Q}_1) + \mathbf{n}_1. \end{aligned} \quad (64)$$

Suppose we can approximate the covariance of  $\mathbf{n}_1$ , which is  $\mathbf{C}_1$ , as  $\mathbf{C}_2$  which is the covariance of  $\mathbf{n}$ . Similarly, the estimate of  $\widehat{\mathbf{Q}}_1$  is

$$\text{vec}(\widehat{\mathbf{Q}}_1) = (\mathbf{A}_1^T \mathbf{C}_1^{-1} \mathbf{A}_1)^{-1} \mathbf{A}_1^T \mathbf{C}_1^{-1} \mathbf{y}, \quad (65)$$

where  $\mathbf{A}_1 = \mathbf{S}(\mathbf{I} \otimes \mathbf{F}_1)$ . The MSE is then

$$\begin{aligned} &\mathbb{E} \left( \left\| \widehat{\mathbf{L}} - \mathbf{L} \right\|_F^2 \right) \\ &= \mathbb{E} \left( \left\| \widehat{\mathbf{Q}}_1 - \mathbf{Q}_1 \right\|_F^2 \right) + \|\mathbf{F}_2 \mathbf{Q}_2\|_F^2 \\ &= \mathbb{E} \left( \left\| (\mathbf{A}_1^T \mathbf{C}_1^{-1} \mathbf{A}_1)^{-1} \mathbf{A}_1^T \mathbf{C}_1^{-1} \mathbf{n} \right\|_F^2 \right) + \|\mathbf{L}\|_F^2 - \|\mathbf{Q}_1\|_F^2 \\ &= \text{tr} \left( \mathbf{A}_1^T \mathbf{C}_1^{-1} \mathbf{A}_1 \right)^{-1} + \|\mathbf{L}\|_F^2 - \|\mathbf{Q}_1\|_F^2 \end{aligned} \quad (66)$$

The following lemma provides the conditions which achieve the minimal MSE expressed in (66).

*Lemma 6:* The optimal  $\mathbf{F}_1 \in \mathbb{R}^{M \times d}$  and  $\mathbf{A}_1$  that can achieve the minimal MSE above should satisfy the following conditions,

(1) The optimal  $d_{opt}$  should be

$$d_{opt} = \min_d \left( \frac{1}{P} \left( \sum_{k=p-Nd+1}^p \lambda_{c,k}^{\frac{1}{2}} \right)^2 + \sum_{k=d+1}^r \lambda_k^2 \right), \quad (67)$$

where  $\lambda_{c,k}$  is the  $k$ th largest singular value of  $\mathbf{C}_1$ , and  $\lambda_k$  is the  $k$ th largest singular value of  $\mathbf{L}$ .

(2)  $\mathbf{F}_1$  spans the subspace of the dominant  $d_{opt}$  left singular vectors of  $\mathbf{L}$ .

(3) The optimal  $\mathbf{A}_1$  is calculated by Remark 1.

*Proof:* For fixed  $d$ , the first part in (66) has the minimum value when  $\mathbf{A}_1$  is designed using the similar strategies,

$$f(d) = \frac{1}{P} \left( \sum_{k=p-Nd+1}^p \lambda_{c,k}^{\frac{1}{2}} \right)^2, \quad (68)$$



the MSE is, then

$$f(d) + \|\mathbf{L}\|_F^2 - \|\mathbf{Q}_1\|_F^2. \quad (69)$$

Now, for fixed  $d$ , we will discuss how to choose  $\mathbf{F}_1$  to minimize the value above. This problem is equivalent to maximize the value of  $\|\mathbf{Q}_1\|_F^2$ .

$$\|\mathbf{Q}_1\|_F^2 = \|\mathbf{F}_1^T \mathbf{L}\|_F^2. \quad (70)$$

It is straightforward that when  $\mathbf{F}_1$  spans the subspace of the dominant  $d$  left singular vectors of  $\mathbf{L}$ . Then, the MSE will become

$$f(d) + \sum_{k=d+1}^r \lambda_k^2, \quad (71)$$

where  $\lambda_k$  is the  $k$ th largest singular value of  $\mathbf{L}$ . Then we should choose  $d$  which will minimize the MSE above

$$d_{opt} = \min_d \left( f(d) + \sum_{k=d+1}^r \lambda_k^2 \right), \quad (72)$$

this concludes the proof.  $\blacksquare$

In order to understand the analysis above, we take the i.i.d. noise, i.e.,  $\mathbb{E}(\mathbf{nn}^T) = \mathbf{I}_p$ , as the illustration. The matrix  $\mathbf{A}_1$ , satisfying the condition in (56), can have the following expression,

$$\mathbf{A}_1^T \mathbf{A}_1 = \frac{P}{dN} \mathbf{I}, \quad (73)$$

and the  $f(d) = \frac{d^2 N^2}{P} \sigma^2$ . The condition in (73) can be satisfied when the matrix  $\mathbf{A}_1$  is

$$\mathbf{A}_1 = \sqrt{\frac{P}{dN}} \begin{bmatrix} \mathbf{F}_1 & \mathbf{0} & \cdots & \mathbf{0} \\ \mathbf{0} & \mathbf{F}_1 & \cdots & \mathbf{0} \\ \vdots & \vdots & \ddots & \vdots \\ \mathbf{0} & \mathbf{0} & \cdots & \mathbf{F}_1 \end{bmatrix}. \quad (74)$$

The MSE value in (72) is

$$\begin{aligned} & \frac{d^2 N^2}{P} \sigma^2 + \sum_{k=d+1}^r \lambda_k^2 \\ &= \frac{\sigma^2 N^2}{P} \sum_{k=1}^d (2k-1) + \sum_{k=d+1}^r \lambda_k^2 \end{aligned} \quad (75)$$

Because  $\lambda_k$  is decreasing over  $k$ , then the optimal  $d$  which minimizes (75) should satisfy the following

$$d_{opt} = \max_d \left\{ d : \frac{\sigma^2 N^2}{P} (2d-1) \leq \lambda_d^2 \right\}. \quad (76)$$

In Figure. 5, we plot the optimal value of  $d$  which has the smallest MSE with different noise levels. The simulation settings are  $M = 20, N = 50, r = 6$ . The line of theory optimal  $d$  is calculated according to the formula (76). It is clear that the theoretical  $d_{opt}$  well matches with the simulation results. With the increasing of the noise levels, the optimal dimension of the column subspace will decrease. Specifically, when the noise level is low, the  $d_{opt}$  is equal to the rank of matrix, i.e.,  $r$ . When the noise is strong, the

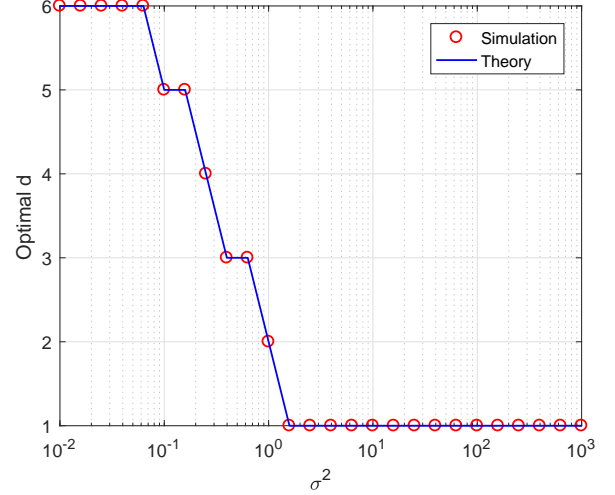


Fig. 5: Optimal  $d$  vs. Noise levels ( $M = 20, N = 50, r = 6$ ).

value of  $d_{opt}$  will approach one.

## V. TWO-STAGE LOW-RANK MATRIX RECONSTRUCTION

As we discussed in the previous section, when the column subspace of low rank matrix is known a priori, then the affine map can be designed according to (59). In practical, we can not obtain the column subspace of a low-rank matrix. Fortunately, it inspires that we can first estimate the column subspace of the low-rank matrix, then using this estimated priori information to acquire the remaining information of the low rank matrix. Therefore, there are two stages of the proposed algorithm, column subspace learning and coefficient matrix learning.

### A. Column subspace learning

In the first stage, we randomly sample  $m_1$  columns of  $\mathbf{L}$  to obtain the column subspace of LR matrix  $\mathbf{L}$ . Here, we assume the signal power used for the first stage is  $P_1$ . We denote  $\mathbf{Y}_s \in \mathbb{R}^{M \times m_1}$  as the set of the selected columns,

$$\mathbf{Y}_s = \mathbf{L}\mathbf{S} + \sqrt{\frac{m_1 M}{P_1}} \mathbf{W}_1 = \mathbf{L}_s + \mathbf{W}_s, \quad (77)$$

where  $\mathbf{S} \in \mathbb{R}^{N \times m_1}$  is the column sampling matrix,  $\mathbf{W}_1 \in \mathbb{R}^{M \times m_1}$  is the noise matrix. According to the Lemma 2 provided in [8], if  $m_1$  is large enough, the selected columns of matrix  $\mathbf{L}_s$  span the column subspace of  $\mathbf{L}$  with high probability. In other words,  $\mathbf{L}_s$  shares the same column subspace with  $\mathbf{L}$ . Moreover,  $\mathbf{L}_s$  is also a LR matrix.

To begin with, we provide the methods to obtain the sampling low-rank matrix  $\mathbf{L}_s$ . Then, the column subspace of  $\mathbf{L}$  can be obtained on basis of the consistence of the column subspace between  $\mathbf{L}_s$  and  $\mathbf{L}$ . If the noise matrix  $\mathbf{W}$  is sparse, then  $\mathbf{L}_s$  can be obtained by solving the following

problem [8],

$$\begin{aligned} \min_{\mathbf{L}_s, \mathbf{W}_s} \|\mathbf{L}_s\|_* + \frac{1}{\sqrt{M}} \|\mathbf{W}_s\|_1 \\ \text{subject to } \mathbf{L}_s + \mathbf{W}_s = \mathbf{Y}_s, \end{aligned} \quad (78)$$

where  $\|\mathbf{W}_s\|_1 = \sum_{i,j} |[\mathbf{W}_s]_{i,j}|$ .

When the noise matrix  $\mathbf{W}$  is dense with  $[\mathbf{W}]_{m,n} \sim \mathcal{N}(0, \sigma^2)$ , then  $\mathbf{L}_s$  can be given by the solution of the following problem,

$$\begin{aligned} \min_{\mathbf{L}_s, \mathbf{W}_s} \|\mathbf{L}_s\|_* + \lambda \|\mathbf{W}_s\|_F^2 \\ \text{subject to } \mathbf{L}_s + \mathbf{W}_s = \mathbf{Y}_s, \end{aligned} \quad (79)$$

where  $\lambda$  is determined by the noise level. According to [10], the parameter  $\lambda$  can be set as  $\frac{1}{2(\sqrt{M} + \sqrt{N})\sigma}$  for a suggestion.

When a fraction of the columns of  $\mathbf{W}$  is non-zero, the formulated problem will be

$$\begin{aligned} \min_{\mathbf{L}_s, \mathbf{W}_s} \|\mathbf{L}_s\|_* + \lambda \|\mathbf{W}_s\|_{1,2} \\ \text{subject to } \mathbf{L}_s + \mathbf{W}_s = \mathbf{Y}_s, \end{aligned} \quad (80)$$

where  $\|\mathbf{W}_s\|_{1,2} = \sum_{i=1}^N \|[\mathbf{W}_s]_{:,i}\|_2$ , and  $\lambda$  is the parameter which balances the two parts in the objective function. Similarly, [11] provided the strategy to choose the tuning parameter, i.e.,  $\lambda = \frac{3}{7\sqrt{\gamma}N}$ , where  $\gamma$  is the upper bound of fraction of the columns in  $\mathbf{L}_s$ .

For convenience, we can rewrite (78), (79), and (80) in a compact unconstrained form,

$$\min_{\mathbf{L}_s} \|\mathbf{L}_s\|_* + \lambda \|\mathbf{Y}_s - \mathbf{L}_s\|_\ell, \quad (81)$$

where  $\ell$  denote different norm operation determined by the type of noise. In different noisy scenarios,  $\hat{\mathbf{L}}_s$  will be given by solving (78), (79) or (80), respectively. Denote the column subspace basis of  $\mathbf{L}$  is  $\mathbf{U}_p \in \mathbb{R}^{M \times r}$ , and it can be approximated by taking QR decomposition for  $\hat{\mathbf{L}}_s$ ,

$$\hat{\mathbf{U}}_p = \text{QR}(\hat{\mathbf{L}}_s). \quad (82)$$

Alternatively, considering the observations  $\mathbf{Y}_s = \mathbf{L}_s + \mathbf{W}_s$ , when the error matrix  $\mathbf{W}_s$  is sufficiently small, the column subspace of  $\mathbf{L}_s$  can be approximated by the column subspace of  $\mathbf{Y}_s$ . Suppose the singular value decomposition of  $\mathbf{L}_s$  is given by,

$$\mathbf{L}_s = \mathbf{U}_p \boldsymbol{\Sigma}_p \mathbf{V}_p^T, \quad (83)$$

where the left singular vector matrix  $\mathbf{U}_p \in \mathbb{R}^{M \times r}$ , the right singular vector matrix  $\mathbf{V}_p \in \mathbb{R}^{N \times r}$ , and  $\boldsymbol{\Sigma}_p$  is a diagonal matrix where the the singular values are sorted in a descending order.

Because of the noise matrix  $\mathbf{W}_s$ , the matrix  $\mathbf{Y}_s$  may have full rank, and the singular value decomposition of  $\mathbf{Y}_s$  can be expressed as,

$$\mathbf{Y}_s = \hat{\mathbf{U}} \hat{\boldsymbol{\Sigma}} \hat{\mathbf{V}}^T = (\hat{\mathbf{U}}_p \quad \hat{\mathbf{U}}_o) \begin{pmatrix} \hat{\boldsymbol{\Sigma}}_p & \mathbf{0} \\ \mathbf{0} & \hat{\boldsymbol{\Sigma}}_o \end{pmatrix} \begin{pmatrix} \hat{\mathbf{V}}_p^T \\ \hat{\mathbf{V}}_o^T \end{pmatrix} \quad (84)$$

where  $\hat{\mathbf{U}}_p \in \mathbb{R}^{M \times r}$ ,  $\hat{\mathbf{V}}_p \in \mathbb{R}^{N \times r}$ ,  $\hat{\mathbf{U}}_o \in \mathbb{R}^{M \times (m_1 - r)}$ ,  $\hat{\mathbf{V}}_o \in \mathbb{R}^{N \times (m_1 - r)}$ . The diagonal matrices  $\hat{\boldsymbol{\Sigma}}_p$  and  $\hat{\boldsymbol{\Sigma}}_o$

---

### Algorithm 1 Adaptive low rank matrix sensing

---

- 1: Input: The data matrix  $\mathbf{L} \in \mathbb{R}^{M \times N}$ .
  - 2: Initialization: Generate the column selecting matrix  $\mathbf{S} \in \mathbb{R}^{N \times m_1}$ .
  - 3: Column subspace learning: sample the columns of  $\mathbf{L}$  by  $\mathbf{Y}_s = \mathbf{L}_s + \mathbf{W}_s$ , then calculate the column subspace basis matrix  $\hat{\mathbf{U}}_p$  through (82) or (84).
  - 4: Calculate the coefficient matrix:  $\hat{\mathbf{Q}} = \hat{\mathbf{U}}_p^T \mathbf{L} + \mathbf{W}$ .
  - 5: Obtain the estimate of the LR matrix:  $\hat{\mathbf{L}} = \hat{\mathbf{U}}_p \hat{\mathbf{Q}}$ .
  - 6: Output: Estimate result  $\hat{\mathbf{L}}$ .
- 

include singular values in a descending order.

When the error matrix  $\mathbf{W}_s$  is small compared with the  $\mathbf{L}_s$ , the following approximation can be obtained [12],

$$\hat{\mathbf{U}}_p = \mathbf{U}_p + \mathbf{U}_o \mathbf{U}_o^T \mathbf{W}_s \mathbf{V}_p \boldsymbol{\Sigma}_p^{-1} + \mathcal{O}(\|\mathbf{W}_s\|^2), \quad (85)$$

where  $\|\cdot\|$  denotes any norm such as Euclidean 2-norm or the Frobenius norm. For convenience, we let  $\doteq$  mean 'equal up to first-order term'. Then, (85) can be expressed as  $\hat{\mathbf{U}}_p \doteq \mathbf{U}_p + \mathbf{U}_o \mathbf{U}_o^T \mathbf{W}_s \mathbf{V}_p \boldsymbol{\Sigma}_p^{-1}$ . According to the analysis above, we can directly get the column subspace of  $\mathbf{L}_s$  by taking SVD to the observation matrix for  $\mathbf{Y}_s$ . And the estimated column subspace matrix is  $\hat{\mathbf{U}}_p$ , and the error can be upper bounded by  $\mathbf{U}_o \mathbf{U}_o^T \mathbf{W}_s \mathbf{V}_p \boldsymbol{\Sigma}_p^{-1}$ , denoted as  $\Delta \mathbf{U}_p$ . It is worth noting that, in the first stage, in order to calculate the column subspace of the LR matrix, we need  $m_1 M$  samples in total.

### B. Coefficient matrix learning

Now we concern on the second stage of the estimation of LR matrix. Since the column subspace basis of  $\mathbf{L}$  is the same as that of  $\mathbf{L}_s$ , whose column subspace is denoted as  $\mathbf{U}_p$ . Then the LR matrix  $\mathbf{L}$  can be represented as

$$\mathbf{L} = \mathbf{U}_p \mathbf{Q}, \quad (86)$$

where  $\mathbf{Q} \in \mathbb{R}^{r \times N}$  is the coefficient matrix associated with the basis matrix  $\mathbf{U}_p$ . Assume the estimated column subspace from the first stage is  $\hat{\mathbf{U}}_p$ , then in the second stage, we aim to get the estimation of coefficient matrix  $\mathbf{Q}$  in (86). Here, we assume the power used for the second stage estimation is  $P_2$ . As we discussed in Section 3.2, when the noise is i.i.d gaussian, the observation matrix can be

$$\begin{aligned} \mathbf{S} &= \mathbf{A} \left( \mathbf{I} \otimes \hat{\mathbf{U}}_p \right)^T \\ &= \sqrt{\frac{P_2}{rN}} \begin{bmatrix} \hat{\mathbf{U}}_p & \mathbf{0} & \cdots & \mathbf{0} \\ \mathbf{0} & \hat{\mathbf{U}}_p & \cdots & \mathbf{0} \\ \vdots & \vdots & \ddots & \vdots \\ \mathbf{0} & \mathbf{0} & \cdots & \hat{\mathbf{U}}_p \end{bmatrix} \left( \mathbf{I} \otimes \hat{\mathbf{U}}_p \right)^T. \end{aligned} \quad (87)$$

On basis of (60), for the coefficient matrix, we will have the following estimation,

$$\hat{\mathbf{Q}} = \hat{\mathbf{U}}_p^T \mathbf{L} + \sqrt{\frac{rN}{P_2}} \mathbf{W}_2 = \hat{\mathbf{U}}_p^T \mathbf{U}_p \mathbf{Q} + \sqrt{\frac{rN}{P_2}} \mathbf{W}_2, \quad (88)$$

where  $\mathbf{W}_2 \in \mathbb{R}^{r \times N}$  is the noise matrix from the second step.

1) *Exact column subspace*: In this section, we assume the column subspace matrix  $\hat{\mathbf{U}}_p$  is exact, such that  $\hat{\mathbf{U}}_p = \mathbf{U}_p$ . The number of samples will be  $rN$  for the second stage. Therefore, the estimation of the low rank matrix  $\mathbf{L}$  can be given by

$$\begin{aligned} \hat{\mathbf{L}} &= \mathbf{U}_p \hat{\mathbf{Q}} = \mathbf{U}_p \mathbf{Q} + \sqrt{\frac{rN}{P_2}} \mathbf{U}_p \mathbf{W}_2 \\ &= \mathbf{L} + \sqrt{\frac{rN}{P_2}} \mathbf{U}_p \mathbf{W}_2. \end{aligned} \quad (89)$$

The estimation error can be bounded by

$$\begin{aligned} \left\| \mathbf{L} - \hat{\mathbf{L}} \right\|_F^2 &= \frac{rN}{P_2} \left\| \mathbf{U}_p \mathbf{W}_2 \right\|_F^2 \\ &\leq \frac{rN}{P_2} \left\| \mathbf{U}_p \right\|_2^2 \left\| \mathbf{W}_2 \right\|_F^2 \\ &= \frac{rN}{P_2} \left\| \mathbf{W}_2 \right\|_F^2, \end{aligned} \quad (90)$$

where the inequality follows from the definition of 2-norm, and the last equality follows from the orthogonality of  $\mathbf{U}_p$ . When the entries of  $\mathbf{W}_2$  are randomly selected from Gaussian distribution with zero mean and  $\sigma^2$  variance, we can calculate the mean square error in the following,

$$\mathbb{E} \left( \left\| \mathbf{L} - \hat{\mathbf{L}} \right\|_F^2 \right) \leq \frac{rN}{P_2} \mathbb{E} \left( \left\| \mathbf{W}_2 \right\|_F^2 \right) = \frac{r^2 N^2}{P_2} \sigma^2. \quad (91)$$

2) *Inexact column subspace*: In this section, we will analyze the performance when the column subspace  $\hat{\mathbf{U}}_q$  is not exact. As we discussed above,  $\hat{\mathbf{U}}_q$  is obtained by taking SVD for  $\mathbf{Y}_s$ . Since the observations are  $\mathbf{Y}_s = \mathbf{L}_s + \mathbf{W}_s$ , the SVD of  $\mathbf{Y}_s$  is

$$\begin{aligned} \mathbf{Y}_s &= \hat{\mathbf{U}} \hat{\mathbf{\Sigma}} \hat{\mathbf{V}}^* = \begin{pmatrix} \hat{\mathbf{U}}_p & \hat{\mathbf{U}}_o \end{pmatrix} \begin{pmatrix} \hat{\mathbf{\Sigma}}_p & \mathbf{0} \\ \mathbf{0} & \hat{\mathbf{\Sigma}}_o \end{pmatrix} \begin{pmatrix} \hat{\mathbf{V}}_p^* \\ \hat{\mathbf{V}}_o^* \end{pmatrix} \\ &= \hat{\mathbf{U}}_p \hat{\mathbf{\Sigma}}_p \hat{\mathbf{V}}_p^* + \hat{\mathbf{U}}_o \hat{\mathbf{\Sigma}}_o \hat{\mathbf{V}}_o^* \\ &= (\mathbf{Y}_s)_p + (\mathbf{Y}_s)_o. \end{aligned} \quad (92)$$

Therefore,  $\hat{\mathbf{Q}} = \hat{\mathbf{U}}_p^T \mathbf{L} + \sqrt{\frac{rN}{P_2}} \mathbf{W}$ . It is worth noting that the difference between  $\hat{\mathbf{U}}_p$  and  $\mathbf{U}_p$  is  $\mathbf{U}_o \mathbf{U}_o^* \mathbf{W}_s \mathbf{V}_p \mathbf{\Sigma}_p^{-1}$  according to (85). When  $\hat{\mathbf{Q}}$  is calculated, the estimation of the low-rank matrix is  $\hat{\mathbf{U}}_p \hat{\mathbf{Q}}$ . Now, it is of interest of evaluate estimation error, i.e.,  $\left\| \mathbf{L} - \hat{\mathbf{U}}_p \hat{\mathbf{Q}} \right\|_F$ ,

$$\begin{aligned} &\left\| \mathbf{L} - \hat{\mathbf{U}}_p \hat{\mathbf{Q}} \right\|_F \\ &\leq \sqrt{\frac{rN}{P_2}} \left\| \hat{\mathbf{U}}_p \mathbf{W}_2 \right\|_F + \left\| \mathbf{L} - \hat{\mathbf{U}}_p \hat{\mathbf{U}}_p^T \mathbf{L} \right\|_F \\ &\leq \sqrt{\frac{rN}{P_2}} \left\| \hat{\mathbf{U}}_p \mathbf{W}_2 \right\|_F + \left\| (\mathbf{I} - \hat{\mathbf{U}}_p \hat{\mathbf{U}}_p^T) \mathbf{U}_p \mathbf{U}_p^T \right\|_2 \left\| \mathbf{L} \right\|_F \quad (93) \\ &= \sqrt{\frac{rN}{P_2}} \left\| \hat{\mathbf{U}}_p \mathbf{W}_2 \right\|_F + \left\| (\hat{\mathbf{U}}_{p\perp} \hat{\mathbf{U}}_{p\perp}^T) \mathbf{U}_p \mathbf{U}_p^T \right\|_2 \left\| \mathbf{L} \right\|_F \\ &\leq \sqrt{\frac{rN}{P_2}} \left\| \hat{\mathbf{U}}_p \mathbf{W}_2 \right\|_F + \left\| \hat{\mathbf{U}}_{p\perp}^T \mathbf{U}_p \right\|_2 \left\| \mathbf{L} \right\|_F, \end{aligned}$$

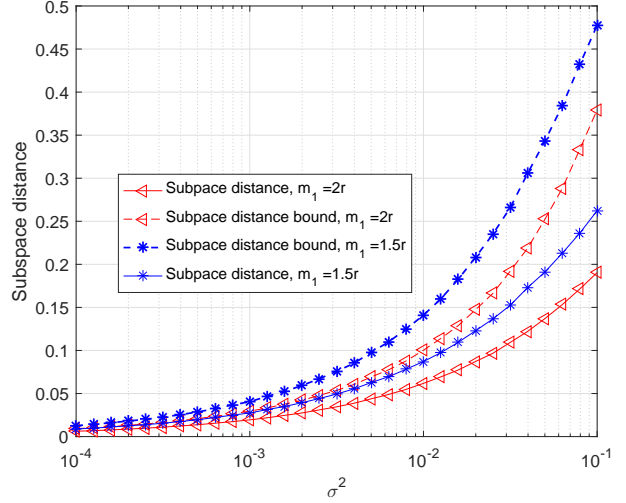


Fig. 6: Subspace distance bound ( $M = 50$ ,  $N = 20$ ,  $r = 6$ ).

where  $\hat{\mathbf{U}}_{p\perp} \hat{\mathbf{U}}_{p\perp}^T$  denotes the projection matrix onto the complementary subspace spanned by  $\hat{\mathbf{U}}_p$ , and  $\mathbf{U}_p \mathbf{U}_p^T$  is the projection matrix onto the subspace spanned by  $\mathbf{U}_p$ . Meanwhile,  $\left\| \hat{\mathbf{U}}_{p\perp}^T \mathbf{U}_p \right\|_2$  is the subspace distance defined in [13], we can have

$$\left\| \hat{\mathbf{U}}_{p\perp}^T \mathbf{U}_p \right\|_2 = \left\| \hat{\mathbf{U}}_p^T \mathbf{U}_{p\perp} \right\|_2. \quad (94)$$

Assume the singular value gap  $\delta = \sigma_r - \hat{\sigma}_{r+1}$ , where  $\sigma_r$  is the  $r$ th largest singular value of  $\mathbf{L}_s$ , and  $\hat{\sigma}_{r+1}$  is the  $(r+1)$ th largest singular value of  $\mathbf{Y}_s$ . According to the Wedin's Theorem [14], [15],

$$\begin{aligned} \left\| \hat{\mathbf{U}}_p^T \mathbf{U}_{p\perp} \right\|_2 &\leq \frac{\max\{\left\| \mathbf{W}_s \mathbf{V}_p \right\|_2, \left\| \mathbf{W}_s^T \mathbf{U}_p \right\|_2\}}{\delta} \\ &\leq \frac{\left\| \mathbf{W}_s \right\|_2}{\delta}. \end{aligned} \quad (95)$$

In order to verify the subspace distance bound provided in (95), we do the the simulation in Fig. 6. The dimension of the low-rank matrix is  $\mathbf{L} \in \mathbb{R}^{50 \times 20}$ ,  $r = 6$ ,  $m_1 = 1.5r$ . As we can see, the bound is tight especially when the noise level is low.

Combining (93) and (95), we can have the error bound as follows,

$$\begin{aligned} \left\| \mathbf{L} - \hat{\mathbf{L}} \right\|_F &\leq \frac{\left\| \mathbf{W}_s \right\|_2 \left\| \mathbf{L} \right\|_F}{\delta} + \sqrt{\frac{rN}{P_2}} \left\| \hat{\mathbf{U}}_p \mathbf{W}_2 \right\|_F \\ &= \sqrt{\frac{m_1 M}{P_1}} \frac{\left\| \mathbf{W}_1 \right\|_2 \left\| \mathbf{L} \right\|_F}{\delta} + \sqrt{\frac{rN}{P_2}} \left\| \hat{\mathbf{U}}_p \mathbf{W}_2 \right\|_F \end{aligned} \quad (96)$$

Note that the bound in (96) will hold for any possible noise  $\mathbf{W}$ . Compared to the MSE in (90), where the column subspace is exact, the MSE in (96) includes one more part, such that  $\sqrt{\frac{m_1 M}{P}} \frac{\left\| \mathbf{W}_1 \right\|_2 \left\| \mathbf{L} \right\|_F}{\delta}$ , which comes from the error of estimate of column subspace. Using the proposed adaptive matrix sensing, the necessary number of samples is  $m_1 M + rN$ .

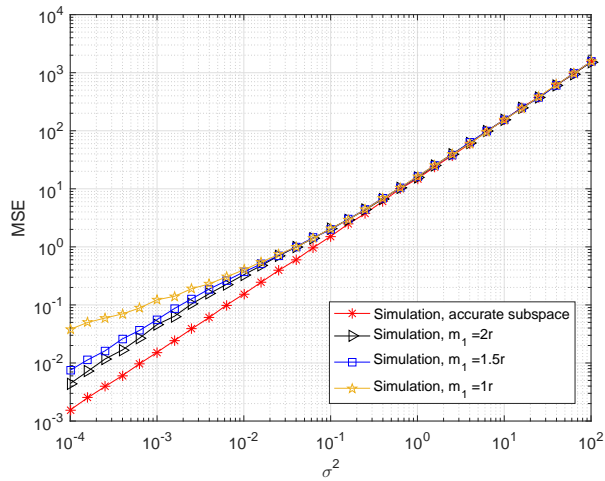


Fig. 7: MSE vs. Noise levels ( $M = 20, N = 50, r = 6$ ).

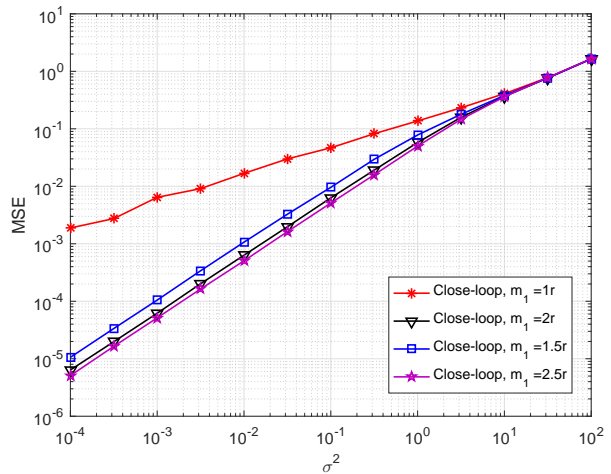


Fig. 9: MSE vs. power ratio ( $M = 20, N = 50, r = 6$ ).

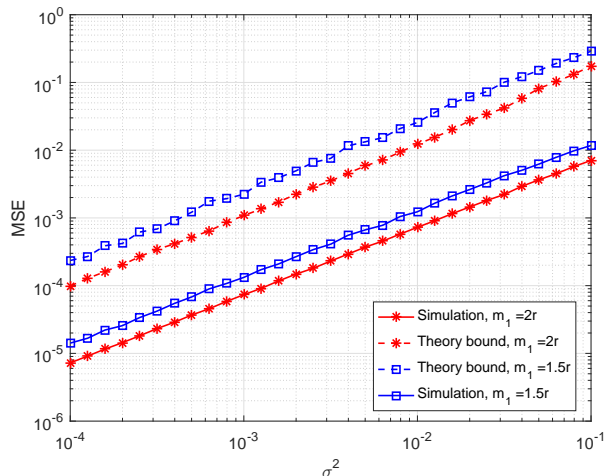


Fig. 8: Simulation vs. Theory bound ( $M = 20, N = 50, r = 6$ ).

As we talked in Section 3, when the conditions in Lemma 6 are satisfied, we can obtain a lower MSE. The first condition requires us to know the singular values of  $\mathbf{L}$  and noise covariance  $\mathbf{C}$ . The second condition requires us to obtain the knowledge of dominate  $d_{opt}$  left singular vectors of  $\mathbf{L}$ . However, in the first step, we can only get the column subspace instead of the dominate  $d_{opt}$  singular vectors.

In Fig. 7, the MSE vs.  $\sigma^2$  is illustrated. The dimension of the low-rank matrix is  $\mathbf{L} \in \mathbb{R}^{50 \times 20}$ ,  $r = 6$ ,  $m_1 = 1.5r$ . As we can see, when  $m_1 = 2r$ , the similar performance can be obtained as the case of exact subspace. In Fig. 8, the simulation performance and the theory bound in (96) are illustrated. The dimension of the low-rank matrix is  $\mathbf{L} \in \mathbb{R}^{50 \times 20}$ ,  $r = 6$ . It can be seen that the equation of (96) provides a lower bound for the MSE performance.

## VI. SIMULATION RESULTS

In this section, we simulate the performance of the proposed closed-loop matrix reconstruction method. The simulation parameters are  $M = 20, N = 50, r = 5$ .

### A. The number of observations

First of all, in Fig. 9, we simulate the MSE with different number of observations. Here, we assume the power associate with the two steps are  $P_1 + P_2 = MN$ . Since the total number of estimated parameters for the two steps are  $rM$  and  $rN$ , respectively. Thus, we let the ratio between  $P_1$  and  $P_2$  is  $M/N$ . As we can see, when the number of observations for the first step is  $1.5Mr$ , the robust performance can be obtained. In this case, the MSE is approximately linear to the noise level.

### B. The different power ratios of two stages

In Fig. 10, we simulate the performance for the cases with different power ratio. As we can see, the MSE is almost the same with different power ratio. Nevertheless, when the noise is small, the MSE for ratio  $P_1/P_2 = M/N$  is smallest. It means that when the power ratio is close to the ratio between the number of parameters of the two stages, the better reconstruction accuracy can be obtained.

### C. The accuracy comparisons with benchmarks

In Fig. 11, we compare the performance of proposed closed-loop method with MF method. It is clear that the proposed two-stage method outperforms the MF method. Moreover, the performance gap is larger when the noise level is low.

## VII. CONCLUSION

In this paper, we investigate the low-rank matrix reconstruction when the subspace information is known. Under

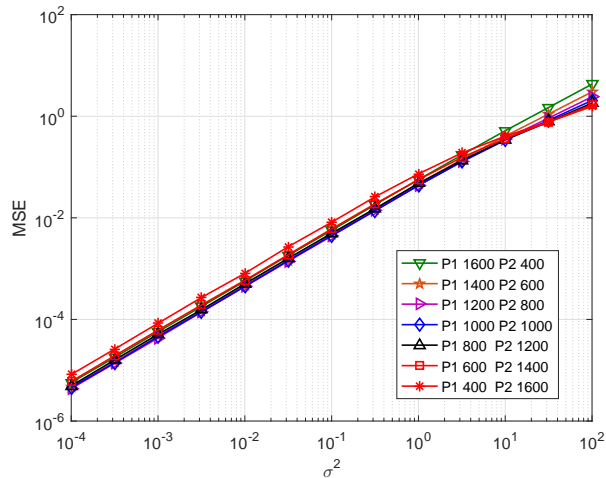


Fig. 10: MSE vs. power ratio ( $M = 20, N = 50, r = 6$ ).

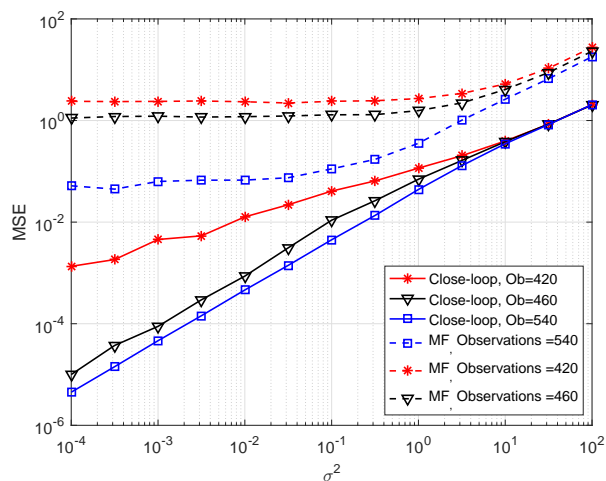


Fig. 11: MSE vs. noise ( $M = 20, N = 50, r = 6$ ).

the subspace information, the optimal representation of low-rank matrix is analyzed in order to obtain minimal MSE. In the case that no subspace information is aware, the proposed two-step method can handle this practical scenario. The first step will obtain the column subspace of the low-rank matrix, and the second step will get the remaining coefficient information of the low-rank matrix. The simulation results show that the proposed two-step method highly outperforms the existing open-loop methods.

## REFERENCES

- [1] B. Recht, M. Fazel, and P. A. Parrilo, "Guaranteed minimum-rank solutions of linear matrix equations via nuclear norm minimization," *SIAM review*, vol. 52, no. 3, pp. 471–501, 2010.
- [2] D. Achlioptas, "Database-friendly random projections: Johnson-lindenstrauss with binary coins," *Journal of computer and System Sciences*, vol. 66, no. 4, pp. 671–687, 2003.
- [3] W. Zhang, T. Kim, and D. Love, "Sparse subspace decomposition for millimeter wave MIMO channel estimation," in *2016 IEEE Global Communications Conference: Signal Processing for Communications (Globecom2016 SPC)*, Washington, USA, Dec. 2016.

- [4] Y. Chen, Y. Chi, and A. J. Goldsmith, "Exact and stable covariance estimation from quadratic sampling via convex programming," *Information Theory, IEEE Transactions on*, vol. 61, no. 7, pp. 4034–4059, 2015.
- [5] T. T. Cai, A. Zhang *et al.*, "Rop: Matrix recovery via rank-one projections," *The Annals of Statistics*, vol. 43, no. 1, pp. 102–138, 2015.
- [6] X. Yu, J. C. Shen, J. Zhang, and K. B. Letaief, "Alternating minimization algorithms for hybrid precoding in millimeter wave mimo systems," *IEEE Journal of Selected Topics in Signal Processing*, vol. 10, no. 3, pp. 485–500, April 2016.
- [7] S. Biswas, S. Dasgupta, R. Mudumbai, and M. Jacob, "Subspace aware recovery of low rank and jointly sparse signals," *IEEE Transactions on Computational Imaging*, vol. 3, no. 1, pp. 22–35, March 2017.
- [8] M. Rahmani and G. K. Atia, "High dimensional low rank plus sparse matrix decomposition," *IEEE Transactions on Signal Processing*, vol. 65, no. 8, pp. 2004–2019, April 2017.
- [9] S. M. Kay, *Fundamentals of statistical signal processing: Practical algorithm development*. Pearson Education, 2013, vol. 3.
- [10] E. J. Candes and Y. Plan, "Matrix completion with noise," *Proceedings of the IEEE*, vol. 98, no. 6, pp. 925–936, 2010.
- [11] H. Xu, C. Caramanis, and S. Sanghavi, "Robust pca via outlier pursuit," in *Advances in Neural Information Processing Systems*, 2010, pp. 2496–2504.
- [12] F. Li, H. Liu, and R. J. Vaccaro, "Performance analysis for doa estimation algorithms: unification, simplification, and observations," *IEEE Transactions on Aerospace and Electronic Systems*, vol. 29, no. 4, pp. 1170–1184, 1993.
- [13] G. H. Golub and C. F. Van Loan, *Matrix computations*. JHU Press, 2012, vol. 3.
- [14] R.-C. Li, "Relative perturbation theory: Ii. eigenspace and singular subspace variations," *SIAM Journal on Matrix Analysis and Applications*, vol. 20, no. 2, pp. 471–492, 1998.
- [15] M. Stewart, "Perturbation of the svd in the presence of small singular values," *Linear algebra and its applications*, vol. 419, no. 1, pp. 53–77, 2006.