

Face Recognition in Low Quality Images: A Survey

PEI LI, University of Notre Dame

PATRICK J. FLYNN, University of Notre Dame

LORETO PRIETO and DOMINGO MERY, Pontificia Universidad Católica de Chile

Low-quality face recognition (LQFR) has received increasing attention over the past few years. There are numerous potential uses for systems with LQFR capability in real-world environments when high-resolution or high-quality images are difficult or impossible to capture. One of the significant potential application domains for LQFR systems is video surveillance. As the number of surveillance cameras increases (especially in urban environments), the videos that they capture will need to be processed automatically. However, those videos are usually captured with large standoffs, challenging illumination conditions, and diverse angles of view. Faces in these images are generally small in size. Past work on this topic has employed techniques such as super-resolution processing, deblurring, or learning a relationship between different resolution domains. In this paper, we provide a comprehensive review of approaches to low-quality face recognition in the past six years. First, a general problem definition is given, followed by a systematic analysis of the works on this topic by category. Next, we highlight the relevant data sets and summarize their respective experimental results. Finally, we discuss the general limitations and propose priorities for future research.

ACM Reference Format:

Pei Li, Patrick J. Flynn, Loreto Prieto, and Domingo Mery. 2019. Face Recognition in Low Quality Images: A Survey. *ACM Comput. Surv.* 1, 1 (April 2019), 27 pages. <https://doi.org/10.1145/nnnnnnn.nnnnnnn>

1 INTRODUCTION

Face recognition has been a very active research area in computer vision for decades. Many face image databases, related competitions, and evaluation programs have encouraged innovation, producing more powerful facial recognition technology with promising results. In recent years, we have witnessed tremendous improvements in face recognition performance from complex deep neural network architectures trained on millions of face images [66, 84, 96, 102, 115]. Although there are face recognition algorithms that can effectively deal with cooperative subjects in controlled environments and with some unconstrained conditions (e.g., [73]), face recognition in low-quality




Fig. 1. Comparison of a high-quality face image (1) with low-quality face images (a–h).

Authors' addresses: Pei Li, Department of Computer Science and Engineering, University of Notre Dame; Patrick J. Flynn, Department of Computer Science and Engineering, University of Notre Dame; Loreto Prieto; Domingo Mery, Department of Computer Sciences, Pontificia Universidad Católica de Chile.

Permission to make digital or hard copies of all or part of this work for personal or classroom use is granted without fee provided that copies are not made or distributed for profit or commercial advantage and that copies bear this notice and the full citation on the first page. Copyrights for components of this work owned by others than ACM must be honored. Abstracting with credit is permitted. To copy otherwise, or republish, to post on servers or to redistribute to lists, requires prior specific permission and/or a fee. Request permissions from permissions@acm.org.

© 2019 Association for Computing Machinery.

0360-0300/2019/4-ART \$15.00

<https://doi.org/10.1145/nnnnnnn.nnnnnnn>

(LQ) images is far from perfect. Some examples of LQ face images appear in Fig. 1, illustrating different quality dimensions that can challenge current generation recognition techniques.

LQ face images are produced primarily by four degradation processes applied to high quality inputs:

- *Blurriness* caused by an out-of-focus lens, interlacing, object-camera relative motion, atmospheric turbulence, etc.
- *Low resolution* (LR) caused by a large camera standoff distance and/or a camera sensor with low spatial resolution.
- *Artifacts* due to low-rate compression settings, motion between fields of interlace-scanned imaging, or other situations.
- *Acquisition conditions* which add noise to the images (e.g., when the illumination level is low).

Real LQ images can contain all four degradation processes, whereas typically in synthetic LQ images only one process is simulated, e.g., LR images are generated by down-sampling and artificial blurriness generated by low-pass filtering of high-quality (HQ) face images. We will cover methods that deal with face recognition under these degradation processes. Thus, the term *low-quality* (LQ) face images can include any of the mentioned phenomena, and the recognition will be denoted as *low-quality face recognition* (LQFR) in general.

Recent research has begun to address significant challenges to face recognition performance arising from low quality data obtained from surveillance and similar camera installations [63] [64]. The usefulness of automatic face recognition in surveillance data is often motivated by public safety concerns in both public and private sectors. Recognition tasks for such data can include

- *Watch-list identification* – to determine whether a detected face matches the face of a person on a list of people of interest, or
- *Re-identification* – to determine whether a person whose face is captured at one time by one camera, matches a person whose face is captured at a different time and/or from a different camera.

In these tasks, there are certain scenarios in which the resolution of a face image is high, but the quality is low because of a high amount of blur. Thus, it is possible to have a HR image that is LQ (see, for example, in Fig. 1b a LQ face image with HR, 110×90 pixels).

We denote those images that have not been degraded by any of the mentioned degradation processes as high-quality (HQ) images. The gallery images of known persons that are used in the above-mentioned tasks can often be HQ frontal images. However, the probe images are usually LQ: they have been taken from surveillance cameras delivering small faces, potentially in blurry images of poorly lit surroundings from a viewpoint elevated well above the head. This situation is illustrated in Fig. 1. Most classifiers designed to work well with high-quality face images in both gallery and probe set cannot properly handle a LQ probe due to the quality mismatch.

This paper captures the research in LQFR since 2012. The reader is referred to Wang *et al.* [112], that provided a comprehensive summary of works in this area prior to 2012, in which classical methods (developed before the advent of deep learning) are discussed. In our work, we compare the most recent approaches as well as new data sets used for evaluation.

Research works are discussed in the following parts. In Section 2, a description of face recognition in low-quality images is given mentioning the problems, solutions and human performance. In Sections 3, 4, and 5, 6, existing computer vision methods in this field are presented in four categories: (i) super-resolution based methods, (ii) methods employing low-resolution robust features, (iii) methods learning a unified representation space, (iv) remedies for blurriness. Within each section, the methods are reviewed either by publication or, where possible, grouped by general approach.

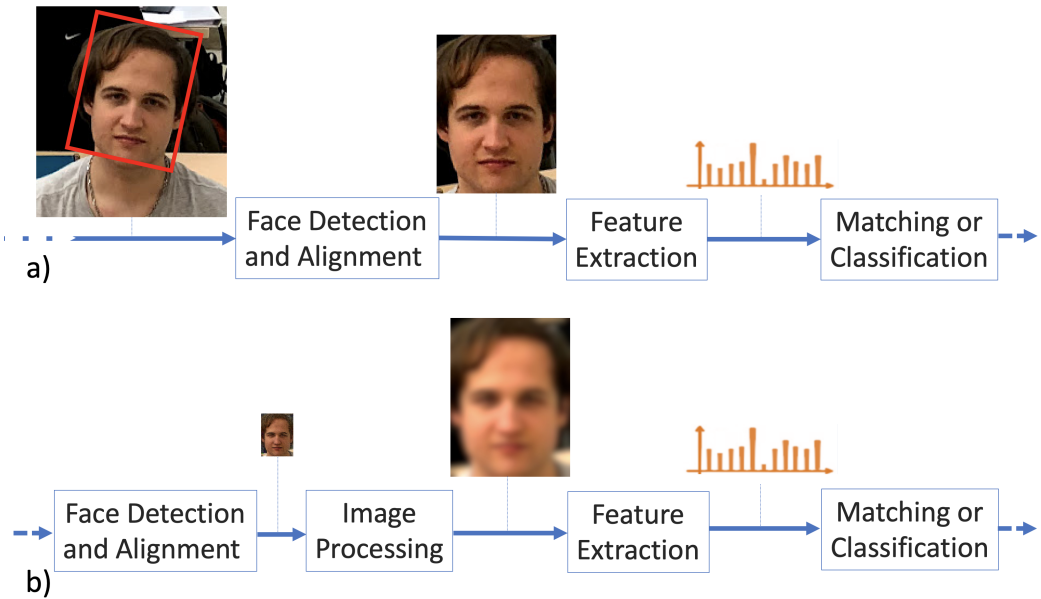


Fig. 2. General schema for face recognition in a) HQ and b) LQ. Typically in LQFR, a step before feature extraction is included; In general, this step is called "image processing". For example, image processing could include a super-resolution approach in order to improve the quality of the input image.

We also summarize the state-of-the-art deep learning-based methods for insight on their similarities and comparison with the traditional methods. In Section 7, data sets and evaluation protocols that are used in this research area are outlined. Finally, in Section 8, concluding remarks, trends, and future research are addressed.

2 FACE RECOGNITION IN LOW-QUALITY FACE IMAGES

It is clear that face recognition, performed by machines or even by humans, is far from perfect when tackling LQ face images. In this section, we give a general overview of the face recognition problem in low-quality images. We address the differences between LQ and HQ face recognition (Section 2.1), present a definition of LR face images (Section 2.2), summarize the existing works that study human performance on the LQFR task (Section 2.3), and highlight the potential challenges noted in related LQFR research (Section 2.4).

2.1 LQ vs. HQ face recognition

Face recognition has been carefully summarized in several survey papers that address HQ images exclusively or primarily [11, 18, 23, 36, 107, 133]. Existing approaches typically follow the schema of Fig. 2a: face detection, face alignment, feature extraction and matching or classification. Extracted features must be discriminative enough, *i.e.*, features from two different face images from same (or different) subjects must be very similar (or dissimilar). Face recognition performance has improved significantly in recent years, to a level comparable to that of humans [84, 96, 102] in high-quality face images.

Face recognition systems are now deployed on a large scale and their use is expanding to include mobile device security and the retail industry as well as public security. Examples of the latter application domain include long-distance surveillance and person re-identification [63, 64], in

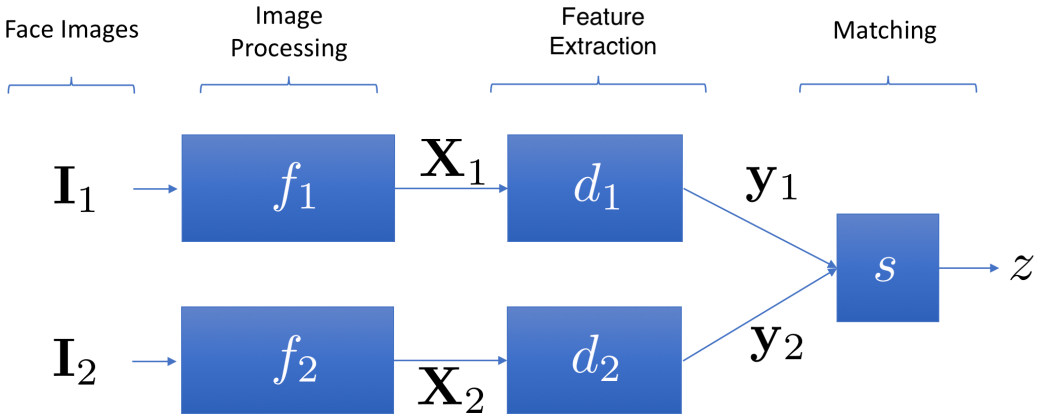


Fig. 3. General schema for LQFR for matching two images.

which severely blurred and very low-resolution images (e.g., face images of 10×10 pixels) yield considerable deterioration in recognition performance. Compared to face recognition in a controlled environment with stable pose and illumination, face recognition under less constrained scenarios performs relatively poorly due to the low quality of the face images captured. The cameras used for surveillance usually have limited resolution and are far from the subjects. Faces in images captured by surveillance devices usually lack high frequency or detailed discriminative features and can be blurry due to defocus and subject and/or camera motion.

Unlike face recognition in HQ images, face recognition in LQ images is a very challenging task in all of the pipeline steps (see Fig. 2b). Face detection applied to LQ images acquired in surveillance is the first challenge. State-of-the-art methods [79, 130, 132] and large face detection challenges like FDDB [38] and WIDER FACE [123], achieve excellent results with face images typically larger than 20×20 pixels. Another challenging stage is face alignment [65, 86, 107]: most face landmark detectors are trained on HQ face images with distinct landmarks, and can be expected to fail when applied on LQ face images. Misalignments degrade to performance due to the small size of the face region. The general schema for matching in LQFR is illustrated in Fig. 3, where two face images (I_1 and I_2) are to be matched. The input images can have different qualities, for instance I_1 is LQ and I_2 is HQ. The general ‘image processing’ stage (functions f_1 and f_2), before the ‘feature extraction’ step, is usually included to improve the quality, e.g., it can change the resolution of the input images. There are many approaches that attempt to improve the quality of a LQ face image. In the case of image restoration methods, super-resolution techniques have been developed. If the quality of input image is high enough, no image processing is required. In general, the new representations X_1 and X_2 can be in the image space or in another one. The idea is to extract features, using functions d_1 and d_2 to obtain descriptors y_1 and y_2 , that can be matched by a similarity function $s(y_1, y_2)$. Input images are matched (or not matched) if the similarity is high (or low).

In order to tackle the face recognition problem in LQ images, ‘real low-resolution images’ (acquired by real cameras as mentioned above) and ‘synthetic low-resolution images’ (obtained from high-quality inputs by subsampling, blur application, and other operations intended to degrade quality in a parameterized way) are used for training and testing purposes. Real images are not

only lower in resolution but also have a higher noise level and deviate in other ways from the high-resolution gallery images.

2.2 Resolution as an Element of Quality

Although there is no broadly accepted single criterion for labeling a face in an image as *low-resolution*, many works have recognized that face images with a tight bounding box smaller than 32×32 pixels begin to present significant accuracy challenges to face recognition systems in both human and computer vision (see for example [9]). Other works, however, mentions that the minimal resolution that allows identification is 16×16 (see for example [28]). Occasionally, the inter-ocular distance (as measured by pupil center distance or, incompatibly, distance between inner or outer eye corners) is used instead. Wang *et al.* [112] defined two concepts:

- *The best resolution* – “on which the optimal performance can be obtained with the perfect trade-off between recognition accuracy and performing speed” and
- *The minimal resolution* – “above which the performance remains steady with the resolution decreasing from the best resolution, but below which the performance deteriorates rapidly”.

They concluded that the best resolution is not always the highest resolution that are able to obtain and the minimal resolution depends on different methods and databases.

Xu *et al.* [119] investigated three important factors that influence face recognition performance: *i*) type of cameras (high definition cameras *vs.* surveillance cameras), *ii*) the standoff between the object and camera, and *iii*) how the LR face images are collected (camera native resolution or by downsampling images of larger faces). They compared FR performance with faces of different qualities obtained from high definition cameras and surveillance at different standoffs. They discovered that the down-sampled face images are not good representations of captured LR images for face recognition: the performance continued to degrade when the resolution decreased, which occurred in both of the standoff scenarios.

Some researchers have noted the dependence of a ‘minimum useful resolution’ on the face recognition technology in use. Marchiniak *et al.* [70] presented the minimum requirements for the resolution of facial images by comparing various face detection techniques. In addition, they also provided an analysis of the influence of resolution reduction on the FAR/FRR of the recognition.

Extended works have been carried out in recent years to determine principled techniques for assessing the resolution component of image quality. Peng *et al.* [86] demonstrated the difference in recognition performance between real low-resolution images and ‘synthetic’ low-resolution images down-sampled from high-resolution images. Phillips *et al.* [87] introduced a greedy pruned ordering (GPO) as an approximation to an image quality oracle which provides an estimated upper bound for quality measures. They compared this standard against 12 commonly proposed face image quality measures. Kim *et al.* [55] proposed a new automated face quality assessment (FQA) framework that cooperated with a practical FR system employing candidate filtering. It shows that the cascaded FQA can successfully discard face images that could negatively affect FR. They demonstrated that the recognition rate on the FRGC 2.0 data set increased from 90% to 95% when unqualified faces are rejected by their methods.

2.3 Human vision in LQFR

Human visual object recognition is typically rapid and seemingly effortless [103]. It is treated as the benchmark of choice when comparing to manually designed algorithms [88]. Face recognition can be an easy task for humans in simple cases [28]; however, there is clear evidence that in more challenging scenarios it is a difficult and error-prone task [101, 127]. Although the state-of-the-art machine learning models such as deep convolutional networks have achieved human-level

classification performance on some tasks, they do not currently seem capable of performing well on the recognition problem in LQ images.

Several human studies conducted on LQFR have been conducted. In the 1990s, Burton *et al.* [13] examined the ability of subjects to identify target people captured by a commercially available video security device. By obscuring face, gait, and body, they conclude that subjects were using information from the face to identify people in these videos. There was a smaller reduction in accuracy when a person's gait or body was concealed compared to when face was concealed. This indicates that face (if available) is a more important clue for identifying people's identity in LQ video. Best-Rowden *et al.* [6] reported unconstrained face recognition performance by computer and human beings, and proposed an improved solution combining humans and a commercial face matcher. Robertson *et al.* [93] evaluated the performance of four working human 'super-recognizers' within a police force and consistently find that this group of persons performed at well above normal levels on tests of unfamiliar and familiar face matching, even with size-reduced images (30 × 45 pixels). The human super-recognizer achieved 93% accuracy on a familiar face matching task containing 30 famous celebrities in 60 different matching trials.

In order to assess human face recognition accuracy on low-resolution images, six experiments have been conducted with different degrees of familiarity using 30 persons to identify (celebrities that can be familiar or unfamiliar to the viewers) [81]. Unsurprisingly, the higher the resolution and the familiarity, the better the accuracy was. In addition, low-resolution images can be better recognized if they are blurred using a low-pass filter. Using a *wisdom-of-crowds* strategy, the accuracy is increased using a group average response. In addition, Noyes *et al.* [82] discovered that changing camera-to-subject offset (0.32m versus 2.70m) impaired perceptual matching of unfamiliar faces, even though the images were presented at the same size. However, the matching performance on familiar faces was accurate across conditions, indicating that perceptual constancy compensates for distance-related changes in optical face shape.

Historical evidence showed that human face recognition is very robust against some challenges (*e.g.*, illumination, pose, etc.) and very poor against some others (*e.g.*, low-resolution, blurring, time lapse between images, etc.). To establish the frontiers of LQFR in both human and computer vision is an open question, however, it seems to be possible that they can mutually benefit from one another.

2.4 Challenges in LQFR

In summary, LQFR has following challenging attributes: <https://www.overleaf.com/project/59b6d65c58adb24292>

- *Small face region and lack of details:* Some of the faces captured by normal surveillance cameras are low-resolution. Some video frames are captured by high-resolution cameras but from large standoffs. The faces in such images lack local details which are essential for face recognition.
- *Blurriness:* Some faces in LQ images are contaminated by blurriness caused by either poor focus or movement of the subject.
- *Non-aligned:* Face landmark detection is highly challenging on low-resolution faces which results in automatic face alignment failure or inaccuracy.
- *Variety in dimension:* As a common surveillance task, the target subject could walk in a completely unconstrained way, getting closer or further to the camera with a random pose relative to the camera's optical axis. This leads to various sizes of faces detected. When there is a large difference in the dimension, face matching performance might be influenced.
- *Scarce data sets:* The number of data sets designed to provide low-quality face images is very limited.

3 SUPER-RESOLUTION

3.1 Background

The accuracy of traditional face recognition systems is degraded significantly when presented with LQ faces. The most intuitive way to enhance the quality of these face images as an input of the face recognition system or a human face recognizer is super-resolution (so that more informative details can be perceived). State-of-the-art face super-resolution (SR) methods have been proposed over the past few years, which boost both the performance on visual assessment and recognition.

In this section, we introduce two categories of approaches to super-resolution processing. One category focuses on reconstructing visually high-quality images, the other employs super-resolution methods for face recognition explicitly. There is also another way to categorize these super-resolution methods, as either reconstruction based or learning based (as noted by Wang *et al.* state in [112]) based on whether the process incorporated any specific prior information during the super-resolving process. Learning based approaches generally produce better results and have dominated the most recent work. Xu *et al.* [118] investigated how much face-SR can improve face recognition reaching the conclusion that when the resolution of the input LR faces is larger than 32×32 pixels, the super-resolved HR face images can be better recognized than the LR face images. However, when the input faces have very low dimension (e.g., 8×8 pixels), some of the face-SR approaches do not work properly and therefore little improvement in performance can be expected.

3.2 Methods

3.2.1 Visual quality driven face super-resolution. Resolving LR faces to HR faces introduces more details on the pixel level which is potentially good for boosting the recognition rate; however, it might introduce artifacts as well. One way of assessing the quality of the resolved LR faces is by using the human visual system. The most common quantitative metrics for measuring the reconstruction performance are peak-signal-to-noise ratio (PSNR) and structural similarity index measure (SSIM). For recognition purpose, using the super-resolved face images for matching usually achieves better performance compared to directly matching the LR face probes with HR face gallery images.

Sparse representation based methods employing patch decompositions of the input images are used widely for super-resolution LR face images by assuming that each (low-resolution, high-resolution) patch pair is sparsely represented over the transformation space where the resulting representations correspond. Earlier work on image statistics discovered that image patches can be well-represented as a sparse linear combinations of elements from an appropriately chosen over-complete dictionary. By jointly training two dictionaries for the LR and HR image patches with local sparse modeling, more compact sparse representations were obtained.

The features are robust to resolution change and further enhance the edges and textures in the recovered image. Wang *et al.* [111] proposed an end-to-end CNN based sparse modeling method that achieved better performance by employing a cascade of super-resolution convolutional nets (CSCN) trained for small scaling factors. Jiang *et al.* [44, 46] was able to alleviate noise effects during the sparse modeling process by using a locality-based smoothing constraint. They proposed an improved patch-based method [48] which leverages contextual information to develop a more robust and efficient context-patch face hallucination algorithm. Farrugia *et al.* [21] estimated the HR patch from globally optimal LR patches. A sparse coding scheme with multivariate ridge regression was used in the local patch projection model in which the LR patches are hallucinated and stitched together to form the HR patches. Jiang *et al.* [43, 45] employed a multi-layer locality-constrained iterative neighbor embedding technique to super-resolve the face images from coarse-to-fine scale

as well as preserving the geometry of the original HR space. Similarly, Lu *et al.* [67] used a locality-constrained low-rank representation scheme to handle the SR problem. Xu *et al.* [50] modeled the super-resolution task as a missing pixel problem. This work employed a solo dictionary learning scheme to structurally fill pixels into LR face images to recover its HR face counterpart. Jiang *et al.* [41] also formed the super-resolution task as interpolating pixels in LR face images using smooth regression on local patches. The relationship between LR pixels and missing HR pixels was then learned for the super-resolution task.

Deep learning. Some state-of-the-art approaches employed deep learning or a GAN model to handle the super-resolution task. There are several influential state-of-the-art deep architectures for general image super-resolution, as shown in 4. Huang *et al.* [34] was inspired by the traditional wavelet that can depict the contextual and textural information of an image at different levels, and designed a deep architecture containing three parts (feature map extraction, wavelet transformation, and coefficient prediction), and reconstructed the HR image based on predicted wavelet coefficient. Three losses (wavelet prediction loss, texture loss, and full image loss) were combined in the training process.

Facial landmark detection for face alignment and super-resolution is a chicken-and-egg problem and many approaches were not able to address both of the aspects. Recently, some deep learning-based methods try to incorporate facial priors to improve super-resolution performance. Chen *et al.* [14] proposed a method (depicted in Figure 5) with an architecture that contains five components: a coarse SR network, a fine SR encoder, a prior estimation network, a fine SR decoder, and a GAN for face realization. The face shape information is better preserved compared to the texture, and is more likely to facilitate the super-resolution task. They integrate an hourglass structure to estimate facial landmark heatmaps and parse the maps as facial priors which are concatenated with intermediate features for decoding HR face images. Similarly, Bulat *et al.*'s method [12] (shown in Figure 6) proposed a GAN-based architecture which also included a facial prior that is achieved by incorporating a facial alignment subnetwork. They introduced a heatmap loss to reduce the difference between feature heatmaps in the original HR face images and those in the LR face images. In this way, they achieved rough facial alignment utilizing the information from the feature map. Both of the two works mentioned above tried to incorporate facial structure as prior in a weak supervised manner to improve the super-resolution and in turn to improve the prior information while in the training process. Similar to [14], Jiang *et al.* [47] employed the CNN-based denoised prior within the super-resolution optimization model with the aid of image-adaptive Laplacian regularization, as shown in Figure 7. They further develop a high frequency detail compensation method by dividing the face image to facial components and performing face hallucination in a multi-layer neighbor embedding approach. In 2017, Yu *et al.* [126] presented an end-to-end transformative discriminative neural network (TDN) employing the spatial transformation layers to devise super-resolving for unaligned and very small face images. In the following year, they developed an attribute-embedded upsampling network [125] utilizing supplementing residual images or feature maps that came from the difference of the HR and LR images. With additional facial attribute information, they significantly reduce the ambiguity in face super-resolution. Chen *et al.* [15] showed a comparison of the performance of three versions of GANs in the context of face super-resolution: the original GAN, WGAN, and the improved WGAN. In their experiments, they evaluated the stability of training and the quality of generated images.

3.2.2 Face super-resolution for recognition. Since most of the face super-resolution methods generate a visual result (a super-resolved HR face output), the performance can be measured using visually quantitative metrics, as described in Section 3.2.1. There are some other works that focus on using super-resolution to enhance LQFR performance. These methods all reported comparable or

superior LQFR performance on standard public data sets. The following subsections introduce these approaches in two groups. One group of methods takes the visually enhanced super-resolution output as the first step and executes a subsequent recognition process. The other group incorporates super-resolution into the recognition pipeline by trying to regularize the super-resolution process to generate robust intermediate results or features for recognition. Compared with the system doing super-resolution and recognition sequentially, this second group of approaches emphasized the incorporation of inter-class information during the learning process to obtain more discriminative features that are directly related to the classification task. Some of these methods were able to optimize the parameters for feature extraction part as well as the classifier together during training.

Super-resolution-aided LQFR. Xu *et al.* [119] combined the work of Yang *et al.* [122] and Wang *et al.* [109] and employed dictionary learning for patch-based sparse representation and fusion from super-resolved face image sequences. The work of Uiboupin *et al.* [105] proposed the learning of sparse representations using dictionary learning. However, to get more realistic output, they used two different dictionaries – one trained with natural and facial images, the other with facial images only. They employ a Hidden Markov Model for feature extraction and recognition. Aouada *et al.*'s work [3], proceeding from the work of Beretti *et al.* [5], addressed the limitation of using a depth camera for face recognition. It stated that the 3D scans can be processed to extract a higher resolution 3D face model. By performing a deblurring phase in the proposed 3D super-resolution method, the approach boosted the recognition performance on the Superfaces data set [5] from 50% to 80%.

Canonical correlation analysis (CCA) has been widely adopted for manifold learning and showed its success when applied to recognition-oriented face super-resolution. However, 1D CCA was not designed specifically for image data. To fit the image data into a 1D CCA formulation, the image has to be first converted into a 1D vector which might obscure appearance details in the image. To overcome this, An *et al.* [2] proposed a 2D CCA method that took two sets of images and explores their relations directly without vectorizing each image. It performed super-resolution in two steps: face reconstruction and detail compensation for further refinement with more details. It achieved more than 30% of performance improvement on a hybrid data set constructed from the CAS-PEAL-R1 and CUHK data sets. In the same year, Pong *et al.* [89] proposed a method to enhance the features by extracting and combining them at different resolutions. They employed cascaded generalized canonical correlation analysis (GCCA) to fuse Gabor features from three levels of resolution of the same image to form a single feature vector for face recognition. Jia *et al.* [39] also employed CCA to establish the coherent subspaces for HR and LR PCA features. The super-resolution process happened in the feature space in which the LR PCA features were hallucinated using adaptive pixel-wise kernel partial least squares (P-KPLS) predictor fused with LBP features to form the final feature representation. Satiro *et al.* [95] used motion estimation on interpolated LR images, and employed the resulting parameters in a non-local mean-based SR algorithm to produce a higher quality image. An alpha-blending approach is then applied to fuse the super-resolved image with the interpolated reference image to form the final outputs.

Deep learning. Wang *et al.* [111] proposed a feed-forward neural network whose layers strictly correspond to each step in the processing flow of sparse coding-based image SR. All the components of sparse coding can be trained jointly through back-propagation. They initialized the parameters correspondingly to the understanding of different components of the classical sparse coding method. Wang *et al.* [110] proposed a semi-coupled deep regression model for pretraining and weight initialization. They then fine-tuned their pre-trained model with different data sets including a low-resolution face data set which achieved outstanding performance. Similar to Juefei-Xu *et al.* [50], Jiang *et al.* [41] learned the relationship between LR pixels and missing HR pixels of one

position patch using smooth regression with a local structure prior, assuming that face image patches at the same position share similar local structures. They reported a recognition rate on the Extended Yale-B face database of 89.7% that approaches the recognition rate of 90.2% obtained from the original HR images. Juefei-Xu *et al.* [51] employed an attention model that shifts the network's attention during training by blurring the images by different amounts to handle gender prediction. An improved version of [52] was proposed the following year which was a generative approach for occluded image recovery. The improved version boosted performance on gender classification.

Simultaneous super-resolution and face recognition. The main contribution of this group of work is that the recognition oriented constraint is embedded into the super-resolution framework so that the face images reconstructed are well separated according to their identities in the feature space. Compared to approaches mentioned in the previous section, fusing super-resolution and recognition in the same process forces the model to learn more inter-class variations in addition to intra-class similarities. Zou *et al.* [136] stated that traditional example-based or map-based super-resolution approaches tended to hallucinate the LR face images by minimizing the reconstruction error in the LR space using objective function in (1), where \mathbf{I}_h and \mathbf{I}_l are HR and LR images respectively and \mathbf{D} is the dictionary:

$$\|\mathbf{D}\mathbf{I}_h - \mathbf{I}_l\|^2 \rightarrow \min. \quad (1)$$

When applied to the LQFR task, these methods tend to generate HR faces that look like the LR faces, but the similarity measured in the LR face space cannot hold enough information to reflect the similarity (intra-class) or saliency (inter-class) of the face in HR face space; thus, serious artifacts were introduced. Zou *et al.* addressed the problem by transferring the reconstruction task from the LR face space to the HR face space (2) with a regressor \mathbf{R} :

$$\|\mathbf{R}\mathbf{I}_l - \mathbf{I}_h\|^2. \quad (2)$$

Moreover, a label constraint is also applied during the optimization. To handle overfitting, a clustering-based algorithm is proposed. Later, Jian *et al.* [40] discovered and proved that singular values are effective to represent face images. The singular values of a face image at different resolutions are approximately proportional to each other with the magnification factor and the largest singular value of the HR face images and the original LR image can be utilized to normalize the global feature to form scale invariant feature vectors:

$$s'_h = \frac{s_h}{w_h^1} \quad \text{and} \quad s'_l = \frac{s_l}{w_l^1} \quad (3)$$

where w_l^1 is the largest singular component of the singular value vector s'_h . With the scale invariant feature, the proposed method incorporated the class information by learning two mapping matrices from HR-LR images pairs in the same class. The HR faces can be then reconstructed from the two mapping matrices learned. Shekhar *et al.* [98] presented a generative approach for LQFR. An image relighting method was used for data augmentation to increase robustness to illumination changes. Following this, class-specific LR dictionaries are learned through K-SVD and sparse constraints with the reconstruction error being minimized in the LR domain. In the testing phase, the LR probes are projected onto the span of the atoms in the learned dictionary using the orthogonal projector and a residual vector is calculated for each class for the identity classification. The author extended the generic dictionary learning into non-linear space by introducing kernel functions.

Deep learning. Prasad *et al.* [90] and Zhang *et al.* [129] designed deep network architectures and customized the optimization algorithm to tackle the cross-resolution recognition task. Prasad *et al.*, in his work, explored different kinds of constraints at different stages of the architecture systematically. Based on the result, they proposed an inter-intra classification loss for the mid-level

features combined with super-resolution loss at the low-level feature in the training procedure. Zhang *et al.* incorporate an identity loss to narrow the identity difference between a hallucinated face and its corresponding high-resolution face within the hypersphere identity metric space. They illustrated the challenge in the optimization process using this novel loss as well as giving a domain-integrated training strategy as a solution.

3.3 Discussion

As one of the intuitive ways to enhance image quality, super-resolution techniques have generated impressive results. As reviewed in Section 3, sparse representation-based methods and interpolation-based methods are two general approaches to solve this task. Constraints were designed on the reconstruction of the face image to get as much information and the optimization usually takes place in HR space. Dictionary learning and deep neural networks are two of the most popular techniques. The direct output of these methods are super-resolved face images which can be used for both human visual evaluation and as inputs to an automatic face recognition system. The approaches based on development of a unified space reviewed in Section 5 may overlap with some of the super-resolution methods. However, they are easier to design for recognition-robust feature extractions since optimization can happen in both LR and HR domains simultaneously during the learning of the embedding function. However, most of the existing visual quality driven SR methods are optimized to maximize the PSNR or SSIM metrics, which do not measure the recognition performance directly. A potential effort could be made to derive improved methods and optimizing strategies to generating both high visual quality output and recognition-robust features.

4 LQ ROBUST FEATURE

4.1 Background

Resolution (or quality)-robust features have been studied in the past decade. Wang *et al.* introduced earlier works from 2008 in [112]. As mentioned in Sec 2, many factors need to be taken into consideration when designing these features. Misalignment, pose and lighting variation are the most important factors that degrade general face recognition performance. In addition, the robust features need to be resolution or quality invariant when conducting cross-resolution (or quality) face matching. The approaches to obtain these features are generally not learning-based, and most of the features are handcrafted and texture or color-based, globally or locally.

4.2 Methods

Because gait features are invariant to the previously mentioned factors and can be collected at a distance without the collaboration of a subject, they have been used to provide aid to various tasks. One work employing gait features, Ben *et al.* [4], proposed a feature fusion learning method to couple the LR face feature and gait feature by mapping them into a kernel-based manifold to minimize the distance between the two types of features extracted from the same individual. They achieved better performance on a constructed database containing data from the ORL database [37] and the CASIA(B) gait database [124], compared to the previous methods like CLPM [60] and Hunag's [33] RBF-based method.

LBP features are widely applied in face recognition and have proven to be highly discriminative, with their key advantages, namely, their invariance to monotonic gray-level changes and computational efficiency. Herrmann [32] addressed the LQFR in the video by suggesting several modifications based on local binary pattern (LBP) features for local matching. They avoided the sparse LBP-histograms in the small local regions on low-resolutions faces by using different scales and temporal fusion with head poses. They achieve recognition rate with 84% on the HONDA data

set and 78% on VidTIMIT data set with face images downsampled to 8×8 in pixels. Kim *et al.* [54] extracted the LBP features adaptively by changing the radius of the circular neighborhood based on the images' sharpness, as measured by kurtosis. It achieved up to 7% recognition performance gain on the CMU-PIE data set and 5% on BU-3DFE data set compared to using the original LBP features.

To overcome the variation in lighting condition, Zou *et al.* [135] proposed a GLF feature which is represented in an illumination insensitive feature space. Using the GLF feature for tracking, faces from 20×20 to 200×200 could be successfully tracked on their videos captured outdoors. They also evaluated their tracker on Dudek previously used by Ross *et al.* [94] and the Boston University head tracking database [57].

In 2013, Khan *et al.* [53] and Mostafa *et al.* [75] conducted a study on LR facial expression recognition and LR face recognition in thermal images. Khan *et al.* combined a pyramidal approach to extract LBP features at different resolution only from the salient region of a face.

Mostafa *et al.* chose Haar-like features and the AdaBoost algorithm as the baseline for thermal face recognition and improved earlier work [71], producing a texture detector probability which was later combined with a shape prior model. They also introduced a normal distribution method to make the shape rotation variant. They reported performance on the ND-data-X1 thermal face image data set using their keypoint detector and a series of texture feature extraction methods. Above 85% recognition rate was achieved when the thermal face images are of size 16×16 pixels.

In 2015, Hernandez *et al.* [31] argued that using the dissimilarity representation was better than utilizing traditional feature representation and they yield an experimental conclusion that when training images are down-scaled and then up-scaled while the test images are up-scaled, the multi-dimensional matching performance was the best approach to use. A system based on improving local phase equalization [116] was proposed by Xiao *et al.* They improved the original LPQ in several aspects: First, they extend LPQ to "LPQ plus" by directly quantizing the Fourier transformation of the blurry image densely. To increase the discriminative power of LPQ, they embedded LPQ into the Fisher vector extraction procedure. Finally, square root and L2 normalization steps were added before using an SVM for classification. Face recognition rates were reported on the Yale database with Gaussian blurring at different levels. With the largest blurring kernel, the proposed feature representation outperformed LBP by nearly 50% and LPQ by 30%. In contrast to most existing works aiming at extracting multi-scale descriptors from the original face images, Boulkenafet *et al.* [10] derived a new multi-scale space through three multiscale filtering steps, including Gaussian scale space, the difference of Gaussian scale space and multiscale Retinex. This new feature space was used to represent different qualities of face images for a face anti-spoofing task. LBP features are also employed in this work. Peng *et al.* [85] enhanced the feature by introducing matching-score-based registration and extended training set augmentation. El Meslouhi *et al.* [20] used Gabor filter and HOG based feature for feature fusion and the resulting feature was sent to a 1D Hidden Markov Model. Compared with other HMM model that each stage are defined with a region on the face image, this model estimated the parameters during the training step without knowing any prior information of interested regions.

4.3 Discussion

From the methods reviewed in Section 4, the features designed for the LQFR task mostly are texture-based features such as LBP, LPQ or HOG. Multi-scale processing, feature fusion or matching score post processing are employed to enhance the features to be quality (resolution) invariant. They are fast and training free compared to those learning-based methods but it has its limitation when there is less texture information captured in LR face images. In addition, the hand-crafted features are very sensitive to pose, illumination occlusion and expression change.

5 UNIFIED SPACE

5.1 Background

In contrast to designing super-resolution algorithm or LR robust features, there is a group of methods that focuses on learning a common space from both LR probe images and HR gallery images. In the testing phase, LR probes and HR gallery images are projected to the learned space for similarity measurement. These spaces could be linear or non-linear depending on the model definition.

5.2 Methods

Similar to the work of Li *et al.* [60], Biswas *et al.* [8] introduced a multidimensional scaling method to simultaneously embed the LR probes and HR gallery images into the common space so that the distance between the probe and its counterpart HR approximates the distance between the corresponding high-resolution images. They achieved recognition rate at 87% when HR probe images were downsampled to 15×12 pixels and 53% when downsampled to 8×6 pixels. They also achieved a prominent result on the SCface data set, achieving 76% recognition rate using a LBP descriptor. Biswas *et al.* [7] also extended their method to handle uncontrolled poses and illumination conditions. They introduced a tensor analysis to handle rough facial landmark localization in the low-resolution uncontrolled probe images for computing the features. Wang *et al.* [113] treated the LR and HR images as two different groups of variables, and used CCA to determine the transform between them. They then project the LR and HR images to the common linear space which effectively solved the dimensional mismatching problem. Almaadeed *et al.* [1] represented LR faces and HR faces as patches and proposed a dictionary learning method so that the LR face can be represented by a set of HR visual words from the learned dictionary. A random pooling is applied on both HR and LR patches for selecting a subset of visual words and K-LDA is applied for classification. Wei *et al.* [114] developed a mapping between HR and LR faces using linear coupled dictionary learning with sparse constraint to bridge the discrepancy between LR and HR image domains. Heinsohn *et al.* [30] proposed a method, called blur-ASR or bASR, which was designed to recognize faces using dictionaries with different levels of blurriness and have been proven to be more robust with respect to low-quality images.

Some methods not only focus on intra-class similarity but also designed models that emphasize the inter-class variation for more discriminative features. Shekhar *et al.* [97] present a generative-based approach to low-resolution FR based on learning class specific dictionaries, considering pose, illumination variations and expression as parameters. Moutafis *et al.* [76] jointly trained two semi-coupled bases using LR images with class-discriminated correspondence that enhance the class-separation. Lu *et al.* [68] proposed a similar semi-coupled dictionary method using locality-constrained representation instead of sparse representation and applied sparse representation based classifier to predict the face labels. Compared with [60], Jiang *et al.* and Shi *et al.* [42, 100] improved the coupled mapping by simultaneously learning from neighbor information and local geometric structure within the training data to minimize the intra-manifold distance and maximize the inter-manifold distance so that more discriminant information is preserved for better classification performance. Zhang *et al.* [131] similarly proposed a coupled marginal discriminant mapping method by employing a inter-class similarity matrix and within-class similarity matrix. Similarly, Wang *et al.* [108] addressed on pose and illumination variations for probe and gallery face images and propose a kernel-based discriminant analysis to match LR non-frontal probe images with HR frontal gallery images. Yang *et al.* [120] employed multidimensional scaling (MDS) to handle HR and LR dimensional mismatching. Compared with previous methods using MDS, such as [8], they enhanced the model's discriminative power by introducing an inter-class-constraint to enlarge the

distances of different subjects in the subspace. Yang *et al.* [121] also proposed a more discriminative MDS method to learn a mapping matrix, which projects the HR images and LR images to a common subspace. It utilizes the information within HR-LR, HR-HR, and LR-LR pairs and set an inter-class constraint is employed to enlarge the distances of different subjects in the subspace to ensure discriminability. Mudunuri *et al.* [77] introduced a new MDS method but improved it to be more computationally efficient by using a reference-based strategy. Instead of matching an incoming probe image with all gallery images, it only matches probe face images to selected reference images in the gallery. Mudunuri *et al.* [78] constructed two orthogonal dictionaries in LR and HR domain and aligned them using bipartite graph matching. Compared to other methods, this method does not need one-to-one paired HR and LR pairs. Similar to [78], Xing *et al.* [117] proposed a bipartite graph based manifold learning approach to build the unified space for HR and LR face images. This method contained construct the graph on two sample set namely HR and LR and used coupled manifold discriminant analysis to embed the HR and LR face images into the same unified space for matching.

Haghighat *et al.* [26] proposed a Discriminant Correlation Analysis (DCA) approach to highlight the differences between classes, as an improvement over Canonical Correlation Analysis. Gao [24] mentioned that most previous works ignored the occlusions in the LR probe. They used double low-rank representation to reveal the global structures of images in the gallery and probe sets which might have occlusion. The nuclear norm is used to characterize the reconstruction error. A sparse representation based classification is also used for classification.

Deep learning. The method of Dan *et al.* [128], Li *et al.* [63], and Lu *et al.* [69] is bases on deep learning. Dan *et al.* [128] designed a model using deep architecture and mixed LR images with HR images for training to learn a highly non-linear resolution invariant space. Li *et al.* [63] improved [128] by introducing a centerless regularization to further push the intra-class samples closer in the learned representation space. Similar to Li *et al.* [63] strategies, Lu *et al.* [69] introduced an extra branch network on top of a trunk network and proposed a new coupled mapping loss performing supervision in the feature domain in the training process. They achieved 73.3% of rank one rate on the largest standoff set of SCface data set.

5.3 Discussion

The unified space learning methods for LR and HR face images share some strategies with SR methods employing CCA, sparse representation learning and bipartite graph based manifold learning. However, they tend to focus on generating features for cross-resolution matching. Since performance is measured by recognition rate, most of the methods are designed to obtain more discriminative and class-separable features when the LR and HR images are mapped into the common space.

6 DEBLURRING

6.1 Background

Blurriness can exist in many LQ faces captured in uncontrolled scenes, and can be considered to degrade the recognition performance as if the face image is very small in size. Most existing image deblurring methods fall into one of these categories:

- *Blind image deblurring (BID) and Non-blind image deblurring (NBID)* – BID techniques reconstruct the clear version of the image without knowing the type of blurriness. In this case, there is no prior knowledge available except the images. NBID techniques employ a known blurring model.

- *Global deblurring and local deblurring* – global blurriness can happen when the cameras are moving quickly or the exposure time is long. Local blurriness only influences a portion of an image. Compared with local deblurring, global deblurring only needs to estimate the blur model parameters (such as PSF estimation) to restore the image. For local blurriness, it is more challenging since the image may be influenced by several blurring kernels which need to be modeled (including their region of effect), and their parameters estimated, from the image for restoration to occur.
- *Single image deblurring and multi-image deblurring* – single image deblurring uses only one image as an input while multi-image deblurring uses multiple images. Multiple images can provide additional information to the deblurring approach such as variations in quality and other imaging conditions.

6.2 Methods

Blind image restoration has been widely studied over the past few years; methods have focused on estimation of blurring kernels, and have been shown to be effective. Works including [56, 61, 62, 80, 104] use PSFs to estimate and restore well-modeled blur contamination. Nishiyama *et al.* [80] defined a set of PSFs to learn prior information in the training process using a set of blurred face images. They constructed a frequency-magnitude-based feature space which is sensitive to appearance variation of different blurs to learn the representation for PSF inference and apply it to new images. They also show that LPQ can be combined with the proposed method to yield a better result. Li *et al.* [62] also combined their method with subspace-based point spread function (PSF) estimation method to handle cases of unknown blur degree, and adopted multidimensional scaling to learn a transformation with HR face images and their blurry counterparts for face matching. Li *et al.*'s method [61] adaptively determined a sample frequency point for a specific blur PSF that managed the tradeoff between noise sensitivity and classification performance. Tian *et al.* [104] proposed a method that defined an estimated PSF with a linear combination of a set of pre-defined orthogonal PSFs and an intrinsic sharp image (EI) that consisted of a combination of a set of pre-defined orthogonal face images. The coefficients of the PSF and EI are learned jointly by minimizing a reconstruction error in the HR face image space, and a list of candidate PSFs is generated. Finally, they used BIQA-based approach to select the best image from the results processed by the filters on the candidacy list. Kumar *et al.* [56] discovered that based on the PSF shape, the homogeneity and the smoothness of the blurred image in the motion direction are greater than in other directions. This could be used to restore the image for identification. Lai *et al.* [59] presented the first comprehensive perceptual study and analysis of single image blind deblurring using real-world blurred images and contributed a data set of real blurred images and another data set of synthetically blurred images. Zhang *et al.* [27] proposed a joint blind image restoration and recognition method based on a sparse representation prior when the real degradation model is unknown. They combined restoration and recognition in a unified framework by seeking sparse representation over the training faces via L1 norm minimization. Heinsohn *et al.* [29] tried to solve the problem by using an adaptive sparse representation of random patches from the face images combined with dictionary learning. Vageeswaran *et al.* [106] defined a bi-convex set for all images blurred and illumination altered from the same image and solve the task by jointly modeling blur and illumination. Mitra *et al.* [74] proposed a Bank-of-Classifiers approach for directly recognizing motion blurred face images. Some methods are based on priors such as facial structural or facial key points. Pan *et al.* [83] proposed a maximum a posteriori (MAP) deblurring algorithm based on kernel estimation from the example images' structures, which is robust to the size of the data set. Huang *et al.* [35] introduced a computationally efficient approach by integrating classical L0 deblurring approach with face landmark detection. The detected contours are used as salient

edges to guide the blind image deconvolution. Flusser [22] proved that the primordial image is invariant to Gaussian blur which exists in most LR face images. They used the central moments and scale-normalized moments to handle rotation and scaling variance which also applied to the uncontrolled condition of face images captured under surveillance cameras. They reported that the new feature outperformed Zhang’s distance and local phase equalization.

Deep learning. Most recent deep learning-based face deblurring approaches perform end-to-end deblurring without specific modeling for blurriness kernel estimation. Dodge *et al.* [19] provide an evaluation of four state-of-the-art deep neural network models for image classification under five quality distortions including blur, noise, contrast, JPEG, and JPEG2000 compression, showing that the VGG-16 network exhibits the best performance in terms of classification accuracy and resilience for all types and levels of distortions as compared to the other networks. Pherson *et al.* [72] first presented obfuscation techniques to remove sensitive information from images including mosaicing blurring and, a proposed system called P3 [91]. The proposed supervised learning is performed on the obfuscated images to create an artificially obfuscated-image recognition model. Chrysos *et al.* [17] utilized a Resnet-based non-max-pooling deep architecture to perform the deblurring and employ a face alignment technique to pre-process each face in a weak supervision fashion. Jin *et al.* [49] improve blind deblurring by introducing a scheme called re-sampling that generate larger reception field in the early convolutional layer and combine it with instance normalization which is proved outperform batch normalization at the deblurring task. In Shen *et al.* [99], global semantic priors of the faces and local structure losses are exploited in order to restore blurred face images with a multi-scale deep CNN.

6.3 Discussion

Most methods reviewed in this section introduce prior information such as the point spread function (PSF) and try to predict an estimation of the blurring kernel for converting the image back to clear image. There also are novel works on predicting random blurring kernel without prior information.

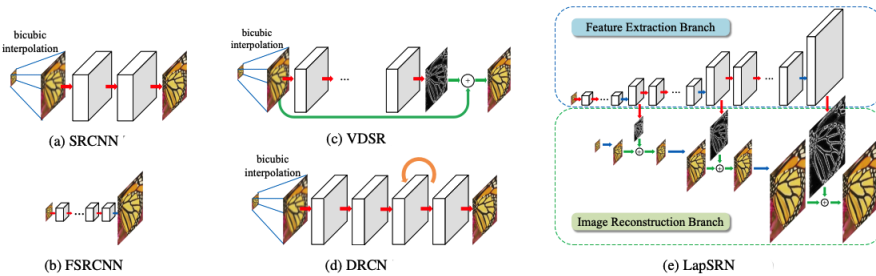


Fig. 4. General deep learning-based SR architectures. (Figure taken from [58])

7 DATA SETS AND EVALUATIONS

In this section, we carefully review the data sets, experimental settings, evaluation protocols, and performance of some of the methods discussed in Section 2. We address the research effort on the LQFR problem in two aspects: general LQFR techniques which studied artificially generated LR face images, and LQFR research that employed LR face images captured in the wild, motivated by real life scenarios such as surveillance. There are many data sets being employed to LQFR research topic, and each may include its own protocols for performance evaluation. To give a better understanding of the performance of the methods we reviewed in the previous section, we choose several data

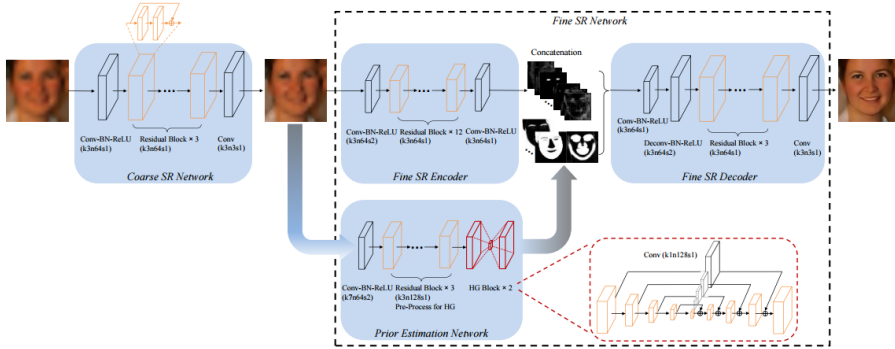


Fig. 5. FSRNet architecture. (Figure taken from [14])

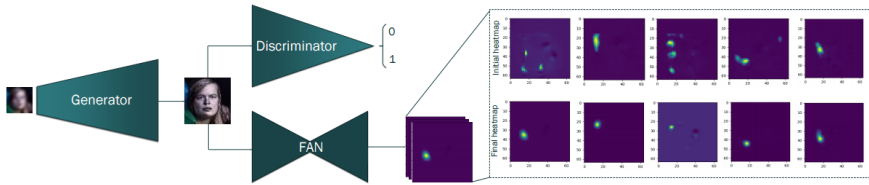


Fig. 6. Super-FAN network architecture. (Figure taken from [12])

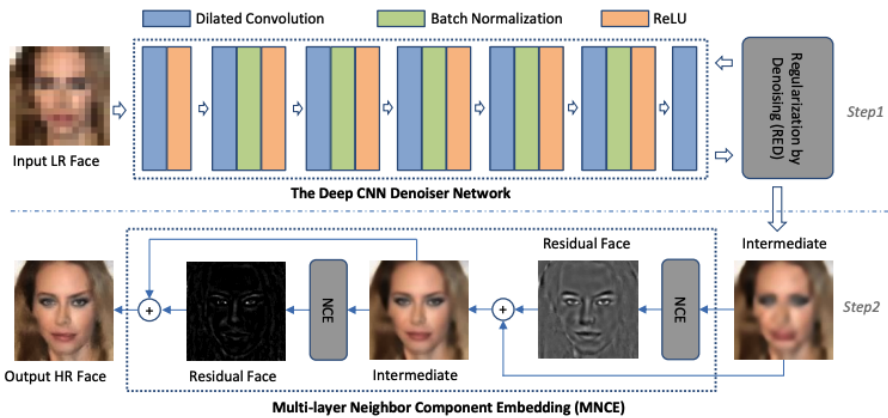


Fig. 7. Super-FAN network architecture. (Figure taken from [47])

sets which are evaluated in many works and compare the results reported. A summary of the data sets used in previous works is shown in Table 3.

7.1 Data Sets Collected Under Constrained Conditions

Most of the works that address LQFR generate LR versions of HR face images by re-sizing (downsampling) the HR face to a smaller scale and sometimes adding a defined blurriness amount (Gaussian or motion blur). The original face images from these data sets are all collected under constrained environments by HD cameras and are studied after delicate facial alignment. We choose three data sets used in previous works in order to give a fair comparison with different methods. The gallery image size and probe image size were defined as shown in Table 1, some of the work might define a set of experiment settings in order to research performance on resolution change. We selected the most representative settings to report below. Methods proposed by Lee *et al.* [55] and Yang *et al.* [120] all achieved recognition rates above 90% on the FRGC data set and FERET data sets when the probe image size was as low as 8×8 pixels.

When pose and illumination variations were introduced into the matching problem, matching performance should be expected to degrade. Some specially designed pose-robust methods such as the method of Biswas *et al.* [7] and Wang *et al.* [108] explored the impact of pose and illumination change on recognition performance on the Multi-PIE data set. While the techniques developed were more robust than prior methods, recognition rate still dropped (for example, the method of Biswas *et al.* [7] dropped more than 20%, and Wang *et al.*'s method [108] by 15% under Multi-PIE illumination condition 10 with significant nonfrontal face pose.

7.2 Data Sets Collected Under Unconstrained Conditions

The unconstrained face data sets are captured without the subjects' cooperation, yielding random poses (sometimes extreme poses), varying resolutions and different subjective quality levels. In Table 2, we summarize face data sets available for research purposes, which were collected either through surveillance cameras or other digital devices in an unconstrained environment. As expected, the performance of all the methods evaluated on these unconstrained data sets was much lower than performance of methods that employed images captured in constrained conditions. Cheng *et al.* [16][134] present two large LR face data sets assembled from existing public face data sets. They conducted baseline experiments on these data sets and (similar to Li *et al.* [63]) also compared the recognition performance gap between synthetic LR face image and native unconstrained LR face images. They identified face image quality control and good face alignment as key challenges to performance. Recent works such as [12] and [14] employed deep learning methods for LQFR, which optimize the whole system in an elegant end-to-end fashion. They incorporated facial contour and landmark estimation for LR faces while training which was intended to improve the quality of face alignment. They also showed a competitive visual qualitative result for the super-resolution output using LR faces from a large unconstrained data set collected from the web. Precise recognition rates are not reported.

Another challenge for unconstrained LQFR is the training process. Since it is hard to collect and ground truth surveillance video, algorithms trained on artificially generated LR and HR pairs cannot capture the real world LR face distribution. This may result in degraded performance on some data sets. In addition, with LQ faces detected by state-of-the-art face detection algorithms in surveillance-like quality video frames, HR images of the same subjects may be difficult or impossible to obtain.

8 CONCLUSIONS

Over the last decade, we have witnessed tremendous improvements in face recognition algorithms. Some applications, that might have been considered science fiction in the past, have become reality now. However, it is clear that face recognition, performed by machines or even by humans, is

Table 1. Performance evaluation on standard constrained face data set

data set	Method and reference	Gallery resolution [pixels]	Probe resolution [pixels]	Recognition rate* [%]
FRGC	[136]	56 × 48	7 × 6	77.0
	[25]	64 × 64	Random real-world image blur	84.2
	[55]	–	–	95.2
	[61]	130 × 150	Random real-world image blur	12.2
	[21]	8**	40**	60.3
	[26]	128 × 128	16 × 16	100.0
	[98]	48 × 40	7 × 6	75.0
FERET	[105]	60 × 60	15 × 15	21.6
	[25]	64 × 64	Random artificial blur	97.1
	[106]	–	Random Gaussian blur	93.0
	[62]	128 × 128	64 × 64 Gaussian blur	88.6
	[100]	32 × 32	8 × 8	81.0
	[131]	80 × 80	10 × 10	88.5
	[61]	130 × 150	Random artificial blur	79.6
	[92]	60 × 60	15 × 15	21.6
	[120]	32 × 32	8 × 8	93.6
CMU-PIE	[136]	–	–	74.0
	[106]	–	Random Gaussian blur+illumination change	81.4
	[62]	128 × 128	64 × 64 Gaussian blur	87.4
	[54]	48**	Random artificial blur	66.9
	[98]	48 × 40	7 × 6	78.0
	[42]	32 × 28	8 × 7	98.2
	[117]	32 × 32	12 × 12	93.7
	[104]	–	Random artificial blur	95.0
CMU Multi-PIE	[114]	16 × 16	8 × 8	80.0
	[27]	80 × 60	Random artificial blur	61.3
	[8]	48 × 40	8 × 6	53.0
	[7]	65 × 55	20 × 18	89.0
	[76]	24 × 24	12 × 12	80.4
	[100]	32 × 32	8 × 8	95.7
	[108]	60 × 60	20 × 20	89.0
	[78]	36 × 30	18 × 15	96.3
[120]	32 × 32	8 × 8	95.8	

* Not comparable because evaluation protocols are different.

** Number of pixels between eyes.

far from perfect when tackling low-quality face images such as faces taken in unconstrained environments *e.g.*, face images acquired by long-distance surveillance cameras. In this paper, the attempt was made to establish the state of the art in face recognition in low quality images.

8.1 Trends and future research

Wang *et al.* [112] noted that the learning of discriminative nonlinear mapping for the LQFR task is a promising idea. Deep learning methods provide a more elegant way to unify each unit in the face reconstruction or face recognition pipeline and optimize them simultaneously for a better feature representation and recognition rate. However, not enough studies have been conducted on the intrinsic representation capacity for LR face images and thus there is no clear theoretical guidance for designing new architectures to specifically fit this task. Advances in this modeling task would have significant influence on the research community. In addition, real-world data sets employing

Table 2. Performance evaluation on unconstrained face data set

data set Name data set	Method reference	Gallery resolution [pixels]	Probe resolution [pixels]	Recognition rate* [%]
SCface	[8]	–	–	76.0
	[76]	30 × 24	15 × 12	52.7
	[100]	48 × 48	16 × 16	43.2
	[128]	–	–	74.0
	[78]	–	–	73.3
	[120]	48 × 48	16 × 16	81.5
	[26]	128 × 128	16 × 16	12.2
	[40]	72 × 64	18 × 16	52.6
	[136]	64 × 56	16 × 14	22.0
UCCSface	[110]	80 × 80	16 × 16	59.0
LFW	[40]	72 × 64	12 × 14	66.19
	[129]	112 × 96	12 × 14	98.25
	[90]	224 × 224	20 × 20	90
YTF	[129]	112 × 96	12 × 14	93
CFP	[90]	80 × 80	20 × 20	77.28
QMUL-TinyFace	[134]	–	20 × 16	77.28

* Not comparable because evaluation protocols are different.

LQ faces (especially surveillance video-based data sets) are rather limited in size. More real-world data would support more impactful studies in this field.

8.2 Concluding remarks

In this paper, we comprehensively summarize and review the works on the LQFR problem over the last decade. By categorizing related works that addressed the LQFR task, we provided a moderately detailed review of many state-of-the-art representations, followed by a performance evaluation using well-known research data sets. Finally, we reveal future challenges addressing this problem.

We conclude that finding techniques to improve face recognition in low-quality images is an important contemporary research topic. Among these techniques, deep learning is very robust against some challenges (*e.g.*, illumination, some blurriness, some expressions, some poses, etc.) and yet very poor in other cases (*e.g.*, very low-resolution, blurriness, compression, etc.). There is a high level of interest in the scientific world in the recognition of faces in low-quality images due to the promising applications (forensics, surveillance, etc.) that have this as their point of departure. It would be interesting to explore deep learning approaches on low-quality images exploring different architectures on ad-hoc training datasets with millions of images.

ACKNOWLEDGMENT

This work was supported by College of Engineering at the University of Notre Dame, and in part by the Seed Grant Program of The College of Engineering at the Pontificia Universidad Catolica de Chile, and in part by Fodecyt-Grant 1191131 from Chilean Science Foundation.

Table 3. Dataset Summary

	Name	Source	Quality	Video/static/3D	Number of subject	Number of total images	Variations
constrained	FRGC	MC	HR	static/3D	222(training)466(validation)	12,776	background
	CMU-PIE	MC	HR	static	68	41,368	pose, illumination, expression
	CMU-Multi-PIE	MC	HR	static	337	750,000	pose, illumination, expression
	Yale-B	MC	HR	static	10	5850	pose, illumination
	CAS-PEAL-R1	MC	HR	static	1,040	30,900	pose, illumination, accessory, background
	CUFS	sketch+MC	HR	static	606	1,212	-
	AR	MC	HR	static	126	4,000	illumination, expression, occlusion
	ORL	MC	HR	static	40	400	illumination, accessory
	Superfaces	MC	LR+HR	static/3D/videos	20	40	-
	headPose	MC		static	15	2,790	pose, accessory
unconstrained	PaSfC	MC	HR+blur	static+video	293/265	9,376(static) 2,802(video)	environment
	SCface	surveillance	HR+LR	static	130	4,160	visible and infrared spectrum
	EBOLO	surveillance	LR	video	9 and 213 distractors	114,966	accessory
	QMUL-SurvFace	surveillance	LR	static+video	15,573	463,507	-
	QMUL-TinyFace	Web	LR	static	5,139	169,403	-
	UCCSface	surveillance	HR(blur)	static	308	6,337	-
	YTF	web	HR	video	1,595	3,425(video sequences)	-
	LFW	web	HR	static	5,749	13,000	-
	CFPW	web	HR	static	500	6,000	pose

Note: MC stands for manually collected using standard devices

REFERENCES

- [1] Somaya Al-Maadeed, Mehdi Bourif, Ahmed Bouridane, and Richard Jiang. 2016. Low-quality facial biometric verification via dictionary-based random pooling. *Pattern Recognition* 52 (apr 2016), 238–248. <https://doi.org/10.1016/j.patcog.2015.09.031>
- [2] Le An and Bir Bhanu. 2014. Face image super-resolution using 2D CCA. *Signal Processing* 103 (2014), 184–194. <https://doi.org/10.1016/j.sigpro.2013.10.004>
- [3] Djamilia Aouada, Kassem Al Ismaeil, Kedija Kadir Idris, and Björn Ottersten. 2014. Surface UP-SR for an improved face recognition using low resolution depth cameras. In *Proceedings of International Conference on Advanced Video and Signal Based Surveillance (AVSS)*. IEEE, 107–112.
- [4] XY Ben, MY Jiang, YJ Wu, and WX Meng. 2012. Gait feature coupling for low-resolution face recognition. *Electronics letters* 48, 9 (2012), 488–489.
- [5] Stefano Berretti, Alberto Del Bimbo, and Pietro Pala. 2012. Superfaces: A super-resolution model for 3D faces. In *Proceedings of European Conference on Computer Vision*. Springer, 73–82.
- [6] Lacey Best-Rowden, Shiwani Bisht, Joshua C Klontz, and Anil K Jain. 2014. Unconstrained face recognition: Establishing baseline human performance via crowdsourcing. In *Proceedings of IEEE International Joint Conference on Biometrics (IJCB)*. IEEE, 1–8.
- [7] S. Biswas, G. Aggarwal, P. J. Flynn, and K. W. Bowyer. 2013. Pose-Robust Recognition of Low-Resolution Face Images. *IEEE Transactions on Pattern Analysis and Machine Intelligence* 35, 12 (Dec 2013), 3037–3049. <https://doi.org/10.1109/TPAMI.2013.68>
- [8] S Biswas, KW Bowyer, and PJ Flynn. 2012. Multidimensional scaling for matching low-resolution face images. *IEEE Transactions on Pattern Analysis and Machine Intelligence* (2012).
- [9] BJ Boom, GM Beumer, Luuk J Spreuwers, and Raymond NJ Veldhuis. 2006. The effect of image resolution on the performance of a face recognition system. In *Control, Automation, Robotics and Vision, 2006. ICARCV'06. 9th International Conference on*. IEEE, 1–6.
- [10] Zinelabidine Boulkenafet, Jukka Komulainen, Xiaoyi Feng, and Abdenour Hadid. 2016. Scale space texture analysis for face anti-spoofing. In *Proceedings of International Conference on Biometrics (ICB)*. IEEE, 1–6. <https://doi.org/10.1109/>

ICB.2016.7550078

- [11] Kevin W Bowyer, Kyong Chang, and Patrick Flynn. 2006. A survey of approaches and challenges in 3D and multi-modal 3D+ 2D face recognition. *Computer vision and image understanding* 101, 1 (2006), 1–15.
- [12] Adrian Bulat and Georgios Tzimiropoulos. 2017. Super-FAN: Integrated facial landmark localization and super-resolution of real-world low resolution faces in arbitrary poses with GANs. *arXiv preprint arXiv:1712.02765* (2017).
- [13] A Mike Burton, Stephen Wilson, Michelle Cowan, and Vicki Bruce. 1999. Face recognition in poor-quality video: Evidence from security surveillance. *Psychological Science* 10, 3 (1999), 243–248.
- [14] Yu Chen, Ying Tai, Xiaoming Liu, Chunhua Shen, and Jian Yang. 2017. FSRNet: End-to-End Learning Face Super-Resolution with Facial Priors. *arXiv preprint arXiv:1711.10703* (2017).
- [15] Zhimin Chen and Yuguang Tong. 2017. Face super-resolution through wasserstein gans. *arXiv preprint arXiv:1705.02438* (2017).
- [16] Zhiyi Cheng, Xiatian Zhu, and Shaogang Gong. 2018. Surveillance Face Recognition Challenge. *arXiv preprint arXiv:1804.09691* (2018).
- [17] Grigorios G Chrysos and Stefanos Zafeiriou. 2017. Deep Face Deblurring. *arXiv preprint arXiv:1704.08772* (2017).
- [18] Changxing Ding and Dacheng Tao. 2016. A comprehensive survey on pose-invariant face recognition. *ACM Transactions on intelligent systems and technology (TIIST)* 7, 3 (2016), 37.
- [19] S. Dodge and L. Karam. 2016. Understanding how image quality affects deep neural networks. In *Proceedings of the Eighth International Conference on Quality of Multimedia Experience (QoMEX)*. 1–6. <https://doi.org/10.1109/QoMEX.2016.7498955>
- [20] Othmane El Meslouhi, Zineb Elgarrai, Mustapha Kardouchi, and Hakim Allali. 2017. Unimodal Multi-Feature Fusion and one-dimensional Hidden Markov Models for Low-Resolution Face Recognition. *International Journal of Electrical and Computer Engineering (IJECE)* 7, 4 (2017), 1915–1922.
- [21] Reuben A Farrugia and Christine Guillemot. 2017. Face hallucination using linear models of coupled sparse support. *IEEE Transactions on Image Processing* 26, 9 (2017), 4562–4577. <https://doi.org/10.1109/TIP.2017.2717181>
- [22] Jan Flusser, Sajad Farokhi, Cyril Höschl, Tomáš Suk, Barbara Zitová, and Matteo Pedone. 2016. Recognition of images degraded by Gaussian blur. *IEEE Transactions on Image Processing* 25, 2 (2016), 790–806.
- [23] Javier Galbally, Sébastien Marcel, and Julian Fierrez. 2014. Biometric antispoofing methods: A survey in face recognition. *IEEE Access* 2 (2014), 1530–1552.
- [24] Guangwei Gao, Pu Huang, Quan Zhou, Zangyi Hu, and Dong Yue. 2018. Low-Rank Representation and Locality-Constrained Regression for Robust Low-Resolution Face Recognition. In *Proceedings of the Artificial Intelligence and Robotics*. Springer, 17–26.
- [25] R. Gopalan, S. Taheri, P. Turaga, and R. Chellappa. 2012. A Blur-Robust Descriptor with Applications to Face Recognition. *IEEE Transactions on Pattern Analysis and Machine Intelligence* 34, 6 (June 2012), 1220–1226. <https://doi.org/10.1109/TPAMI.2012.15>
- [26] Mohammad Haghghat and Mohamed Abdel-Mottaleb. 2017. Low Resolution Face Recognition in Surveillance Systems Using Discriminant Correlation Analysis. In *Proceedings of the International Conference on Automatic Face & Gesture Recognition (FG)*. IEEE, 912–917.
- [27] Zhang Haichao, Jianchao Yang, Yanning Zhang, Nasser M. Nasrabadi, and Thomas S. Huang. 2011. Close the loop: Joint blind image restoration and recognition with sparse representation prior. In *Proceedings of the IEEE International Conference on Computer Vision*. 770–777. <https://doi.org/10.1109/ICCV.2011.6126315>
- [28] LD Harmon. 1973. The recognition of faces. *Sci Am* 229 (1973), 70–83. <http://www.jstor.org/stable/24923244>
- [29] Daniel Heinsohn and Domingo Mery. 2015. Blur adaptive sparse representation of random patches for face recognition on blurred images. In *Workshop on Forensics Applications of Computer Vision and Pattern Recognition, in conjunction with Proceedings of the International Conference on Computer Vision (ICCV2015), Santiago, Chile*.
- [30] D. Heinsohn, E. Villalobos, L. Prieto, and D Mery. 2019. Face Recognition in Low-Quality Images using Adaptive Sparse Representations. *Image and Vision Computing* (2019).
- [31] Mairelys Hernández-Durán, Veronika Cheplygina, and Yenisel Plasencia-Calaña. 2015. Dissimilarity representations for low-resolution face recognition. In *Proceedings of the International Workshop on Similarity-Based Pattern Recognition*. Springer, 70–83.
- [32] Christian Herrmann. 2013. Extending a local matching face recognition approach to low-resolution video. In *Proceedings of IEEE International Conference on Advanced Video and Signal Based Surveillance (AVSS)*. 460–465. <https://doi.org/10.1109/AVSS.2013.6636683>
- [33] Hua Huang and Huiting He. 2011. Super-resolution method for face recognition using nonlinear mappings on coherent features. *IEEE Transactions on Neural Networks* 22, 1 (2011), 121–130.
- [34] Huaibo Huang, Ran He, Zhenan Sun, and Tieniu Tan. 2017. Wavelet-srnet: A wavelet-based cnn for multi-scale face super resolution. In *Proceedings of the IEEE Conference on Computer Vision and Pattern Recognition*. 1689–1697.

- [35] Yinghao Huang, Hongxun Yao, Sicheng Zhao, and Yanhao Zhang. 2015. Efficient Face Image Deblurring via Robust Face Salient Landmark Detection. In *Proceedings of the Pacific Rim Conference on Multimedia*. Springer, 13–22. https://doi.org/10.1007/978-3-319-24075-6_2
- [36] Rabia Jafri and Hamid R Arabnia. 2009. A survey of face recognition techniques. *Jips* 5, 2 (2009), 41–68.
- [37] Anil K Jain and Stan Z Li. 2011. *Handbook of face recognition*. Springer, New York, New York.
- [38] Vidit Jain and Erik Learned-Miller. 2010. *FDDB: A benchmark for face detection in unconstrained settings*. Technical Report. Technical Report UM-CS-2010-009, University of Massachusetts, Amherst.
- [39] Guangheng Jia, Xiaoguang Li, Li Zhuo, and Li Liu. 2016. *Recognition Oriented Feature Hallucination for Low Resolution Face Images*. Springer International Publishing, Cham, 275–284. https://doi.org/10.1007/978-3-319-48896-7_27
- [40] Muwei Jian and Kin-Man Lam. 2015. Simultaneous hallucination and recognition of low-resolution faces based on singular value decomposition. *IEEE Transactions on Circuits and Systems for Video Technology* 25, 11 (2015), 1761–1772.
- [41] Junjun Jiang, Chen Chen, Jiayi Ma, Zheng Wang, Zhongyuan Wang, and Ruimin Hu. 2017. SRLSP: A face image super-resolution algorithm using smooth regression with local structure prior. *IEEE Transactions on Multimedia* 19, 1 (2017), 27–40.
- [42] Junjun Jiang, Ruimin Hu, Zhen Han, Liang Chen, and Jun Chen. 2015. Coupled discriminant multi-manifold analysis with application to low-resolution face recognition. In *Proceedings of the International Conference on Multimedia Modeling*. Springer, 37–48.
- [43] Junjun Jiang, Ruimin Hu, Zhongyuan Wang, and Zhen Han. 2014. Face super-resolution via multilayer locality-constrained iterative neighbor embedding and intermediate dictionary learning. *IEEE Transactions on Image Processing* 23, 10 (Oct 2014), 4220–4231. <https://doi.org/10.1109/TIP.2014.2347201>
- [44] Junjun Jiang, Ruimin Hu, Zhongyuan Wang, and Zhen Han. 2014. Noise robust face hallucination via locality-constrained representation. *IEEE Transactions on Multimedia* 16, 5 (2014), 1268–1281.
- [45] Junjun Jiang, Ruimin Hu, Zhongyuan Wang, Zhen Han, and Jiayi Ma. 2016. Facial image hallucination through coupled-layer neighbor embedding. *IEEE Transactions on Circuits and Systems for Video Technology* 26, 9 (2016), 1674–1684.
- [46] Junjun Jiang, Jiayi Ma, Chen Chen, Xinwei Jiang, and Zheng Wang. 2017. Noise robust face image super-resolution through smooth sparse representation. *IEEE transactions on cybernetics* 47, 11 (2017), 3991–4002.
- [47] Junjun Jiang, Yi Yu, Jinhui Hu, Suhua Tang, and Jiayi Ma. 2018. Deep CNN Denoiser and Multi-layer Neighbor Component Embedding for Face Hallucination. *arXiv preprint arXiv:1806.10726* (2018).
- [48] Junjun Jiang, Yi Yu, Suhua Tang, Jiayi Ma, Guo-Jun Qi, and Akiko Aizawa. 2017. Context-patch based face hallucination via thresholding locality-constrained representation and reproducing learning. In *Multimedia and Expo (ICME), 2017 IEEE International Conference on*. IEEE, 469–474.
- [49] Meiguang Jin, Michael Hirsch, and Paolo Favaro. 2018. Learning Face Deblurring Fast and Wide. In *Proceedings of the IEEE Conference on Computer Vision and Pattern Recognition Workshops*. 745–753.
- [50] Felix Juefei-Xu and Marios Savvides. 2015. Single face image super-resolution via solo dictionary learning. In *Proceedings of IEEE International Conference on Image Processing (ICIP)*. IEEE, 2239–2243.
- [51] F. Juefei-Xu, E. Verma, P. Goel, A. Cherodan, and M. Savvides. 2016. DeepGender: Occlusion and Low Resolution Robust Facial Gender Classification via Progressively Trained Convolutional Neural Networks with Attention. In *Proceedings of the IEEE Conference on Computer Vision and Pattern Recognition Workshops (CVPRW)*. 136–145. <https://doi.org/10.1109/CVPRW.2016.24>
- [52] Felix Juefei-Xu, Eshan Verma, and Marios Savvides. 2017. DeepGender2: A Generative Approach Toward Occlusion and Low-Resolution Robust Facial Gender Classification via Progressively Trained Attention Shift Convolutional Neural Networks (PTAS-CNN) and Deep Convolutional Generative Adversarial Networks (DCGAN). In *Deep Learning for Biometrics*. Springer, 183–218.
- [53] Rizwan Ahmed Khan, Alexandre Meyer, Hubert Konik, and Saida Bouakaz. 2013. Framework for reliable, real-time facial expression recognition for low resolution images. *Pattern Recognition Letters* 34, 10 (2013), 1159–1168.
- [54] Hyung-Il Kim, Seung Ho Lee, and Yong Man Ro. 2014. Adaptive feature extraction for blurred face images in facial expression recognition. In *Proceedings of the IEEE International Conference on Image Processing (ICIP)*, 2014. 5971–5975.
- [55] Hyung-Il Kim, Seung Ho Lee, and Yong Man Ro. 2014. Investigating cascaded face quality assessment for practical face recognition system. In *Proceedings of International Symposium on Multimedia (ISM)*. IEEE, 399–400.
- [56] Ratnesh Kumar Shukla, Dipesh Das, and Ajay Agarwal. 2016. A novel method for identification and performance improvement of Blurred and Noisy Images using modified facial deblur inference (FADEIN) algorithms. In *Proceedings of the IEEE Students' Conference on Electrical, Electronics and Computer Science (SCEECS)*. 1–7. <https://doi.org/10.1109/SCEECS.2016.7509281>
- [57] Marco La Cascia and Stan Sclaroff. 1999. *Fast, reliable head tracking under varying illumination*. Technical Report. BOSTON UNIV MA DEPT OF COMPUTER SCIENCE.

- [58] Wei-Sheng Lai, Jia-Bin Huang, Narendra Ahuja, and Ming-Hsuan Yang. 2018. Fast and accurate image super-resolution with deep laplacian pyramid networks. *IEEE Transactions on Pattern Analysis and Machine Intelligence* (2018).
- [59] Wei-Sheng Lai, Jia-Bin Huang, Zhe Hu, Narendra Ahuja, and Ming-Hsuan Yang. 2016. A Comparative Study for Single Image Blind Deblurring. In *Proceedings of the IEEE Conference on Computer Vision and Pattern Recognition (CVPR)*. <https://doi.org/10.1109/CVPR.2016.188>
- [60] B. Li, H. Chang, S. Shan, and X. Chen. 2010. Low-Resolution Face Recognition via Coupled Locality Preserving Mappings. *IEEE Signal Processing Letters* 17, 1 (Jan 2010), 20–23.
- [61] Jun Li, Shasha Li, Jiani Hu, and Weihong Deng. 2015. Adaptive LPQ: An efficient descriptor for blurred face recognition. In *Proceedings of IEEE International Conference and Workshops on Automatic Face and Gesture Recognition (FG)*, Vol. 1. 1–6. <https://doi.org/10.1109/FG.2015.7163118>
- [62] Jun Li, Chi Zhang, Jiani Hu, and Weihong Deng. 2014. Blur-Robust Face Recognition via Transformation Learning. In *Proceedings of the Asian Conference on Computer Vision*. Springer, 15–29. https://doi.org/10.1007/978-3-319-16634-6_2
- [63] Pei Li, Loreto Prieto, Domingo Mery, and Patrick Flynn. 2018. On Low Resolution Face Recognition in the Wild: Comparisons and New Techniques. *IEEE Transactions on Information, Forensics and Security* (2018). (accepted in Oct. 2018).
- [64] P. Li, M. L. Prieto, P. J. Flynn, and D. Mery. 2017. Learning face similarity for re-identification from real surveillance video: A deep metric solution. In *2017 IEEE International Joint Conference on Biometrics (IJCB)*. 243–252.
- [65] Hao Liu, Jiwen Lu, Jianjiang Feng, and Jie Zhou. 2017. Two-stream transformer networks for video-based face alignment. *IEEE Transactions on Pattern Analysis and Machine Intelligence* (2017).
- [66] Weiyang Liu, Yandong Wen, Zhiding Yu, Ming Li, Bhiksha Raj, and Le Song. 2017. SphereFace: Deep Hypersphere Embedding for Face Recognition. In *IEEE Conference on Computer Vision and Pattern Recognition (CVPR)*. IEEE, 6738–6746.
- [67] Tao Lu, Zixiang Xiong, Yanduo Zhang, Bo Wang, and Tongwei Lu. 2017. Robust face super-resolution via locality-constrained low-rank representation. *IEEE Access* 5 (2017), 13103–13117.
- [68] Tao Lu, Wei Yang, Yanduo Zhang, Xiaolin Li, and Zixiang Xiong. 2016. Very low-resolution face recognition via semi-coupled locality-constrained representation. In *Proceedings of International Conference on Parallel and Distributed Systems (ICPADS)*. 362–367.
- [69] Ze Lu, Xudong Jiang, and Alex ChiChung Kot. 2018. Deep Coupled ResNet for Low-Resolution Face Recognition. *Signal Processing Letters* (2018).
- [70] Tomasz Marciniak, Agata Chmielewska, Radoslaw Weychan, Marianna Parzych, and Adam Dabrowski. 2015. Influence of low resolution of images on reliability of face detection and recognition. *Multimed Tools Appl* 74, 12 (jun 2015), 4329–4349. <https://doi.org/10.1007/s11042-013-1568-8>
- [71] Brais Martinez, Xavier Binefa, and Maja Pantic. 2010. Facial component detection in thermal imagery. In *Proceeding of the IEEE Computer Society Conference on Computer Vision and Pattern Recognition Workshops (CVPRW)*. 48–54.
- [72] Richard McPherson, Reza Shokri, and Vitaly Shmatikov. 2016. Defeating image obfuscation with deep learning. *arXiv preprint arXiv:1609.00408* (2016).
- [73] D. Mery, I. Mackenney, and E. Villalobos. 2019. Student Attendance System in Crowded Classrooms using a Smartphone Camera. In *2019 IEEE Winter Conference on Applications of Computer Vision (WACV2019)*.
- [74] Kaushik Mitra, Priyanka Vageeswaran, and Rama Chellappa. 2014. Direct recognition of motion-blurred faces. *Motion Deblurring: Algorithms and Systems* (2014), 246.
- [75] Eslam Mostafa, Riad Hammoud, Asem Ali, and Aly Farag. 2013. Face recognition in low resolution thermal images. *Computer Vision and Image Understanding* 117, 12 (2013), 1689–1694.
- [76] Panagiotis Moutafis and Ioannis A. Kakadiaris. 2014. Semi-coupled basis and distance metric learning for cross-domain matching: Application to low-resolution face recognition. In *Proceedings of IEEE International Joint Conference on Biometrics*. 1–8. <https://doi.org/10.1109/BTAS.2014.6996238>
- [77] Sivaram Prasad Mudunuri and Soma Biswas. 2016. Low resolution face recognition across variations in pose and illumination. *IEEE Transactions on Pattern Analysis and Machine Intelligence* 38, 5 (2016), 1034–1040.
- [78] S. P. Mudunuri and S. Biswas. 2017. Dictionary Alignment for Low-Resolution and Heterogeneous Face Recognition. In *Proceedings of the IEEE Winter Conference on Applications of Computer Vision (WACV)*. 1115–1123. <https://doi.org/10.1109/WACV.2017.129>
- [79] Mahyar Najibi, Pouya Samangouei, Rama Chellappa, and Larry S Davis. 2017. SSH: Single Stage Headless Face Detector.. In *International Conference on Computer Vision*. 4885–4894.
- [80] M. Nishiyama, A. Hadid, H. Takeshima, J. Shotton, T. Kozakaya, and O. Yamaguchi. 2011. Facial Deblur Inference Using Subspace Analysis for Recognition of Blurred Faces. *IEEE Transactions on Pattern Analysis and Machine Intelligence* 33, 4 (April 2011), 838–845. <https://doi.org/10.1109/TPAMI.2010.203>
- [81] Eilidh Noyes. 2016. *Face Recognition in Challenging Situations*. Ph.D. Dissertation. University of York.

- [82] Eilidh Noyes and Rob Jenkins. 2017. Camera-to-subject distance affects face configuration and perceived identity. *Cognition* 165 (Aug 2017), 97–104. <https://doi.org/10.1016/j.cognition.2017.05.012>
- [83] Jinshan Pan, Zhe Hu, Zhixun Su, and Ming-Hsuan Yang. 2014. Deblurring face images with exemplars. In *Proceeding of the European Conference on Computer Vision*. Springer, 47–62.
- [84] Omkar M Parkhi, Andrea Vedaldi, Andrew Zisserman, et al. 2015. Deep face recognition. In *Proceedings of the British Machine Vision Conference*.
- [85] Yuxi Peng, Luuk Spreeuwiers, and Raymond Veldhuis. 2016. Designing a Low-Resolution Face Recognition System for Long-Range Surveillance. In *Proceedings of the IEEE International Conference of the Biometrics Special Interest Group (BIOSIG)*. 1–5. <https://doi.org/10.1109/BIOSIG.2016.7736917>
- [86] Yuxi Peng, Luuk Spreeuwiers, and Raymond Veldhuis. 2017. Low-resolution face alignment and recognition using mixed-resolution classifiers. *IET Biometrics* (2017). <https://doi.org/10.1049/iet-bmt.2016.0026>
- [87] P. J. Phillips, J. R. Beveridge, D. S. Bolme, B. A. Draper, G. H. Givens, Y. M. Lui, S. Cheng, M. N. Teli, and H. Zhang. 2013. On the existence of face quality measures. In *Proceedings of the IEEE International Conference on Biometrics: Theory, Applications and Systems (BTAS)*. 1–8. <https://doi.org/10.1109/BTAS.2013.6712715>
- [88] P Jonathon Phillips, Amy N Yates, Ying Hu, Carina A Hahn, Eilidh Noyes, Kelsey Jackson, Jacqueline G Cavazos, Geraldine Jeckeln, Rajeev Ranjan, Swami Sankaranarayanan, Jun-Cheng Chen, Carlos D Castillo, Rama Chellappa, David White, and Alice J O’Toole. 2018. Face recognition accuracy of forensic examiners, superrecognizers, and face recognition algorithms. *Proc Natl Acad Sci USA* (29 may 2018).
- [89] Kuong-Hon Pong and Kin-Man Lam. 2014. Multi-resolution feature fusion for face recognition. *Pattern Recognition* 47, 2 (feb 2014), 556–567. <https://doi.org/10.1016/j.patcog.2013.08.023>
- [90] Sivaram Prasad Mudunuri, Soubhik Sanyal, and Soma Biswas. 2018. GenLR-Net: Deep Framework for Very Low Resolution Face and Object Recognition With Generalization to Unseen Categories. In *Proceedings of the IEEE Conference on Computer Vision and Pattern Recognition Workshops*. 489–498.
- [91] Moo-Ryong Ra, Ramesh Govindan, and Antonio Ortega. 2013. P3: Toward Privacy-Preserving Photo Sharing.. In *10th USENIX Symposium on Networked Systems Design and Implementation (NSDI ’13)*, Vol. 13. 515–528.
- [92] Pejman Rasti, Tõnis Uiboupin, Sergio Escalera, and Gholamreza Anbarjafari. 2016. *Convolutional Neural Network Super Resolution for Face Recognition in Surveillance Monitoring*. Springer International Publishing, Cham, 175–184. https://doi.org/10.1007/978-3-319-41778-3_18
- [93] David J Robertson, Eilidh Noyes, Andrew J Dowsett, Rob Jenkins, and A Mike Burton. 2016. Face Recognition by Metropolitan Police Super-Recognisers. *PLoS ONE* 11, 2 (26 Feb 2016), e0150036. <https://doi.org/10.1371/journal.pone.0150036>
- [94] David A Ross, Jongwoo Lim, Rwei-Sung Lin, and Ming-Hsuan Yang. 2008. Incremental learning for robust visual tracking. *International Journal of Computer Vision* 77, 1-3 (2008), 125–141.
- [95] Joao Satiro, Kamal Nasrollahi, Paulo L Correia, and Thomas B Moeslund. 2015. Super-resolution of facial images in forensics scenarios. In *Proceedings of International Conference on Image Processing Theory, Tools and Applications (IPTA)*. IEEE, 55–60.
- [96] Florian Schroff, Dmitry Kalenichenko, and James Philbin. 2015. FaceNet: A unified embedding for face recognition and clustering. In *Proceedings of the IEEE conference on computer vision and pattern recognition*. 815–823.
- [97] S. Shekhar, V. M. Patel, and R. Chellappa. 2011. Synthesis-based recognition of low resolution faces. In *2011 International Joint Conference on Biometrics (IJCB)*. 1–6. <https://doi.org/10.1109/IJCB.2011.6117545>
- [98] Sumit Shekhar, Vishal M Patel, and Rama Chellappa. 2017. Synthesis-based robust low resolution face recognition. *arXiv preprint arXiv:1707.02733* (2017).
- [99] Ziyi Shen, Wei-Sheng Lai, Tingfa Xu, Jan Kautz, and Ming-Hsuan Yang. 2018. Deep Semantic Face Deblurring. *arXiv preprint arXiv:1803.03345* (2018).
- [100] Jingang Shi and Chun Qi. 2015. From local geometry to global structure: Learning latent subspace for low-resolution face image recognition. *IEEE Signal Processing Letters* 22, 5 (2015), 554–558. <https://doi.org/10.1109/LSP.2014.2364262>
- [101] P. Sinha, B. Balas, Y. Ostrovsky, and R. Russell. 2006. Face Recognition by Humans: Nineteen Results All Computer Vision Researchers Should Know About. *Proc. IEEE* 94, 11 (nov 2006), 1948–1962. <https://doi.org/10.1109/JPROC.2006.884093>
- [102] Yi Sun, Ding Liang, Xiaogang Wang, and Xiaoou Tang. 2015. Deepid3: Face recognition with very deep neural networks. *arXiv preprint arXiv:1502.00873* (2015).
- [103] J.W Tanaka and D Simonyi. 2016. The “parts and wholes” of face recognition: A review of the literature. *Q J Exp Psychol (Colchester)* 69, 10 (oct 2016), 1876–1889. <http://dx.doi.org/10.1080/17470218.2016.1146780>
- [104] Dayong Tian and Dacheng Tao. 2016. Coupled learning for facial deblur. *IEEE Transactions on Image Processing* 25, 2 (2016), 961–972. <https://doi.org/10.1109/TIP.2015.2509418>
- [105] Tõnis Uiboupin, Pejman Rasti, Gholamreza Anbarjafari, and Hasan Demirel. 2016. Facial image super resolution using sparse representation for improving face recognition in surveillance monitoring. In *Signal Processing and*

- Communication Application Conference (SIU), 2016 24th. IEEE, 437–440.*
- [106] Priyanka Vageeswaran, Kaushik Mitra, and Rama Chellappa. 2013. Blur and illumination robust face recognition via set-theoretic characterization. *IEEE Transactions on Image Processing* 22, 4 (apr 2013), 1362–1372. <https://doi.org/10.1109/TIP.2012.2228498>
- [107] Andrew Wagner, John Wright, Arvind Ganesh, Zihan Zhou, Hossein Mobahi, and Yi Ma. 2012. Toward a practical face recognition system: Robust alignment and illumination by sparse representation. *IEEE Transactions on Pattern Analysis and Machine Intelligence* 34, 2 (2012), 372–386.
- [108] Xiaoying Wang, Haifeng Hu, and Jianquan Gu. 2016. Pose robust low-resolution face recognition via coupled kernel-based enhanced discriminant analysis. *IEEE/CAA Journal of Automatica Sinica* 3, 2 (2016), 203–212.
- [109] Xiaogang Wang and Xiaoou Tang. 2005. Hallucinating face by eigentransformation. *IEEE Transactions on Systems, Man, and Cybernetics, Part C (Applications and Reviews)* 35, 3 (2005), 425–434.
- [110] Z. Wang, S. Chang, Y. Yang, D. Liu, and T. S. Huang. 2016. Studying Very Low Resolution Recognition Using Deep Networks. In *Proceedings of IEEE Conference on Computer Vision and Pattern Recognition (CVPR)*. 4792–4800. <https://doi.org/10.1109/CVPR.2016.518>
- [111] Z. Wang, D. Liu, J. Yang, W. Han, and T. Huang. 2015. Deep Networks for Image Super-Resolution with Sparse Prior. In *Proceedings of IEEE International Conference on Computer Vision (ICCV)*. 370–378. <https://doi.org/10.1109/ICCV.2015.50>
- [112] Zhifei Wang, Zhenjiang Miao, Q. M. Jonathan Wu, Yanli Wan, and Zhen Tang. 2014. Low-resolution face recognition: a review. *Visual Computer* 30, 4 (apr 2014), 359–386. <https://doi.org/10.1007/s00371-013-0861-x>
- [113] Zhenyu Wang, Wankou Yang, and Xianye Ben. 2015. Low-resolution degradation face recognition over long distance based on CCA. *Neural Computing and Applications* 26, 7 (2015), 1645–1652. <https://doi.org/10.1007/s00521-015-1834-y>
- [114] Xian Wei, Yuanxiang Li, Hao Shen, Weidong Xiang, and Yi Lu Murphey. 2017. Joint learning sparsifying linear transformation for low-resolution image synthesis and recognition. *Pattern Recognition* 66 (2017), 412–424. <https://doi.org/10.1016/j.patcog.2017.01.013>
- [115] Yandong Wen, Kaipeng Zhang, Zhifeng Li, and Yu Qiao. 2016. A discriminative feature learning approach for deep face recognition. In *Proceedings of European Conference on Computer Vision*. Springer, 499–515.
- [116] Yang Xiao, Zhiguo Cao, Li Wang, and Tao Li. 2017. Local phase quantization plus: A principled method for embedding local phase quantization into Fisher vector for blurred image recognition. *Information Sciences* (2017).
- [117] Xianglei Xing and Kejun Wang. 2016. Couple manifold discriminant analysis with bipartite graph embedding for low-resolution face recognition. *Signal Processing* 125 (2016), 329–335.
- [118] Xiang Xu, Wanquan Liu, and Ling Li. 2013. Face hallucination: How much it can improve face recognition. In *Control Conference (AUCC), 2013 3rd Australian. IEEE, 93–98.*
- [119] Xiang Xu, Wan-Quan Liu, and Ling Li. 2014. Low resolution face recognition in surveillance systems. *Journal of Computer and Communications* 2 (2014), 70–77.
- [120] Fuwei Yang, Wenming Yang, Riqiang Gao, and Qingmin Liao. 2017. Discriminative Multidimensional Scaling for Low-resolution Face Recognition. *IEEE Signal Processing Letters* (2017). <https://doi.org/10.1109/LSP.2017.2746658>
- [121] Fuwei Yang, Wenming Yang, Riqiang Gao, and Qingmin Liao. 2018. Discriminative multidimensional scaling for low-resolution face recognition. *IEEE Signal Processing Letters* 25, 3 (2018), 388–392.
- [122] Jianchao Yang, John Wright, Thomas S Huang, and Yi Ma. 2010. Image super-resolution via sparse representation. *IEEE Transactions on Image Processing* 19, 11 (Nov 2010), 2861–2873. <https://doi.org/10.1109/TIP.2010.2050625>
- [123] Shuo Yang, Ping Luo, Chen Change Loy, and Xiaoou Tang. 2016. WIDER FACE: A Face Detection Benchmark. In *Proceedings of the IEEE Conference on Computer Vision and Pattern Recognition*.
- [124] Shiqi Yu, Daoliang Tan, and Tieniu Tan. 2006. A framework for evaluating the effect of view angle, clothing and carrying condition on gait recognition. In *proceeding of the International Conference on Pattern Recognition*, Vol. 4. IEEE, 441–444.
- [125] Xin Yu, Basura Fernando, Richard Hartley, and Fatih Porikli. 2018. Super-Resolving Very Low-Resolution Face Images with Supplementary Attributes. In *Proceedings of the IEEE Conference on Computer Vision and Pattern Recognition*. 908–917.
- [126] Xin Yu and Fatih Porikli. 2017. Face Hallucination with Tiny Unaligned Images by Transformative Discriminative Neural Networks.. In *AAAI*, Vol. 2. 3.
- [127] Christopher Gerard Zeinstra. 2017. *Forensic Face Recognition: From characteristic descriptors to strength of evidence*. THESIS.DOCTORAL. Centre for Telematics and Information Technology, University Twente. <https://research.utwente.nl/en/publications/forensic-face-recognition-from-characteristic-descriptors-to-stre>
- [128] Dan Zeng, Hu Chen, and Qijun Zhao. 2016. Towards resolution invariant face recognition in uncontrolled scenarios. In *Proceedings of the International Conference on Biometrics (ICB)*. 1–8. <https://doi.org/10.1109/ICB.2016.7550087>
- [129] Kaipeng Zhang, Zhanpeng Zhang, Chia-Wen Cheng, Winston H Hsu, Yu Qiao, Wei Liu, and Tong Zhang. 2018. Super-Identity Convolutional Neural Network for Face Hallucination. In *Proceedings of the European Conference on Computer Vision (ECCV)*. 183–198.

- [130] Kaipeng Zhang, Zhanpeng Zhang, Zhifeng Li, and Yu Qiao. 2016. Joint face detection and alignment using multitask cascaded convolutional networks. *IEEE Signal Processing Letters* 23, 10 (2016), 1499–1503.
- [131] Peng Zhang, Xianye Ben, Wei Jiang, Rui Yan, and Yiming Zhang. 2015. Coupled marginal discriminant mappings for low-resolution face recognition. *Optik - International Journal for Light and Electron Optics* 126, 23 (dec 2015), 4352–4357. <https://doi.org/10.1016/j.ijleo.2015.08.138>
- [132] Shifeng Zhang, Xiangyu Zhu, Zhen Lei, Hailin Shi, Xiaobo Wang, and Stan Z Li. 2017. Single Shot Scale-invariant Face Detector. *arXiv preprint arXiv:1708.05237* (2017).
- [133] Wenyi Zhao, Rama Chellappa, P Jonathon Phillips, and Azriel Rosenfeld. 2003. Face recognition: A literature survey. *ACM computing surveys (CSUR)* 35, 4 (2003), 399–458.
- [134] Shaogang Gong Zhiyi Cheng, Xiatian Zhu. 2018. Low-Resolution Face Recognition. *arXiv preprint arXiv:1811.08965* (2018).
- [135] Wilman W Zou, Pong C Yuen, and Rama Chellappa. 2013. Low-resolution face tracker robust to illumination variations. *IEEE Transactions on image processing* 22, 5 (2013), 1726–1739. <https://doi.org/10.1109/TIP.2012.2227771>
- [136] W. W. W. Zou and P. C. Yuen. 2012. Very Low Resolution Face Recognition Problem. *IEEE Transactions on Image Processing* 21, 1 (Jan 2012), 327–340. <https://doi.org/10.1109/TIP.2011.2162423>