

On Structural Properties of Feedback Optimal Control of Traffic Flow under the Cell Transmission Model

Saeid Jafari and Ketan Savla

Abstract

In this paper, we investigate the structure of finite-horizon feedback optimal control for freeway traffic networks modeled by the cell transmission model. Piecewise affine supply and demand functions are considered and optimization with respect to a class of linear cost functions is studied. By using the framework of multi-parametric programming, we show that (i) the optimal open-loop control can be obtained by solving a linear program, the dependence of the optimal control on initial condition is piecewise affine, where the associated gain matrices can be computed off-line; (ii) the optimal closed-loop control is a piecewise affine function on polyhedra of the network traffic density which can be obtained using a dynamic programming approach; (iii) for networks with either ordinary or diverging junctions, the optimal feedback control with respect to certain objective functions has a decentralized structure, where for each cell the optimum outflow rate depends only on the current values of its traffic density and the density of the cells immediately downstream. Indeed, optimization with respect to certain performance indexes involves no trade-off and the optimal control is obtained at no computational cost.

I. INTRODUCTION

In infrastructure networks with wide geographical distribution, a fast high-performance and reliable control is essential. Examples of such networks include traffic, natural-gas, water, and crude oil networks. Due to the ever-increasing traffic demand, efficient control of transportation networks has received a great deal of attention in recent years. There has been much research done on the optimal control design for freeway networks based on different models for traffic

The authors are with the Sonny Astani Department of Civil and Environmental Engineering at the University of Southern California, Los Angeles, CA, 90089, USA. Email: {sjafari, ksavla}@usc.edu.

systems, among which first-order models, such as cell-transmission model (CTM), are widely-used models for freeway control design [1].

Since the size and complexity of transmission networks are growing, design and implementation of a control law providing an optimum operation has become more challenging. The standard finite-time optimal control design under the CTM dynamics is a non-convex optimization problem. In [2], an exact convex relaxation technique was proposed consisting of relaxing the supply and demand constraints, and then designing control actions (i.e. ramp metering, speed limit, and routing) to make the optimal solution of the relaxed problem feasible with respect to the original dynamics. Convexity, then, allows one to readily use available software tools such as *cvx* [3], [4] as well as to adapt well-known distributed algorithms for computation [5]. However, such a procedure is inherently restricted to open-loop control design. Some insights were provided into closed-loop control design in [2] under some restrictive conditions, such as identical slope for all supply and demand functions and a specific cost function. However, extensions beyond these simple settings does not exist to the best of our understanding.

In this paper, we provide results on structure of open- and closed-loop control to address the above mentioned limitations. We focus on discrete-time setting, piecewise affine supply and demand functions, and cost functions that are linear in traffic density and flow. The latter is particularly motivated by the fact that several well-known performance metrics such as travel time, travel distance, and delay can be written in this form. Throughout the paper, we focus on the relaxed dynamics, and implicitly assume that one can apply the control design technique from [2] to make the resulting dynamics feasible.

The key enabler in this paper is the framework of multi-parametric programming [6]. We show that (i) the optimal open-loop control can be obtained by solving a linear program, the dependence of the control on initial condition is piecewise affine, and the associated gain matrices can be computed off-line; (ii) the optimal closed-loop control is a piecewise affine function on polyhedra of the network traffic density which can be obtained using a dynamic programming approach; (iii) for networks with either ordinary or diverging junctions, the optimal feedback control with respect to certain objective functions has a decentralized structure, where for each cell the optimum outflow rate depends only on the current values of its traffic density and the density of the cells immediately downstream. We emphasize that it is the adoption of this new framework in comparison to [2] that allows us to develop insight into the structure of closed-loop (as well as open-loop) control design.

The main contributions of this paper are as follows. We make the connection between optimal control design for freeway networks and multi-parametric programming [6]. Then, we convert the open-loop control design into a multi-parametric linear program. By exploiting the structure of the dynamic programming computations involved in the design of optimal closed-loop control, we characterize information structure of optimal closed-loop control in several cases.

The rest of the paper is organized as follows: Section II presents some preliminaries and the notation used throughout the paper. The problem is defined and formulated in Section III. The main results of the paper are presented in Sections IV and V. Finally, concluding remarks are summarized in Section VI.

II. PRELIMINARIES AND NOTATIONS

Throughout this paper, the set of integers $\{1, 2, \dots, n\}$ is denoted by \mathbb{N}_n . The following notations are used to describe a controlled transportation network with a discrete-time cell transmission model (CTM) [7]:

T_s : discrete time interval

ℓ_i : length of cell i

ρ_i^k : traffic density in cell i during the time interval $[kT_s, (k+1)T_s)$

u_i^k : outflow rate from cell i to cell $i+1$ during the time interval $[kT_s, (k+1)T_s)$

x_i^k : traffic mass in cell i during the time interval $[kT_s, (k+1)T_s)$

λ^k : exogenous inflow rate to the network during the time interval $[kT_s, (k+1)T_s)$

v_i : maximum traveling free-flow speed of cell i

w_i : backward congestion wave traveling speed of cell i

C_i : maximum flow capacity of cell i

γ_i : jam traffic density of cell i

Theorem 1: [6] Consider the following multi-parametric linear program

$$\begin{aligned} J^*(\theta) &= \min_z c^\top z \\ \text{s.t. } &Wz \leq G + S\theta, \quad z \in \Omega_z \subseteq \mathbb{R}^n, \quad \theta \in \Omega_\theta \subseteq \mathbb{R}^m, \end{aligned} \tag{1}$$

where $z \in \mathbb{R}^n$ is the decision variables vector and θ is the parameter vector, and Ω_θ is a given closed polyhedral set. Let Ω_θ^* denote the region of parameters θ such that (1) is feasible. Then,

there exists an optimizer function $z^*(\theta) : \Omega_\theta^* \rightarrow \mathbb{R}^n$ which is a continuous and piecewise affine function of θ , that is

$$z^* = \phi_{\text{pwa}}(\theta) = F_i \theta + f_i, \quad \text{if } \theta \in \mathcal{R}_i, \quad i \in \mathbb{N}_p, \quad (2)$$

where $\mathcal{R}_i = \{\theta \in \Omega_\theta^* \mid H_i \theta \leq h_i\}$, for $i \in \mathbb{N}_p$, form a polyhedral partition of Ω_θ^* , and $\phi_{\text{pwa}}(\cdot)$ is a generic symbol for piecewise affine functions. Moreover, the value function $J^*(\theta) : \Omega_\theta^* \rightarrow \mathbb{R}$ is a continuous, convex, and piecewise affine function of θ .

The following theorem gives the properties of the optimal control of piecewise affine systems subject to linear state-input constraints with a linear performance index.

Theorem 2: [6], [8], [9] Let $x^k = [x_1^k, x_2^k, \dots, x_n^k]^\top \in \mathbb{R}^n$ and $u^k = [u_1^k, u_2^k, \dots, u_m^k]^\top \in \mathbb{R}^m$ and consider the following optimization problem:

$$\begin{aligned} \min_{u^0, \dots, u^{N-1}} & \sum_{k=0}^N \|Px^N\|_1 + \sum_{k=0}^{N-1} (\|Qx^k\|_1 + \|Ru^k\|_1) \\ \text{s.t. } & x^{k+1} = Ax^k + Bu^k + w^k, \quad \text{given } x^0 \\ & Ex^k + Lu^k \leq M \end{aligned} \quad (3)$$

where P, Q, R, A, B, E, L, M are constant matrices of appropriate dimension, w^k is an exogenous input vector, and $\|\cdot\|_1$ denotes 1-norm. Then, the optimal solution can be expressed in the following forms:

- (a) *Open-loop Control:* The optimal solution to (3) is a piecewise affine function of x^0 , that is $(u^k)^* = \phi_{\text{pwa}}^k(x^0) = F_i^k x^0 + f_i^k$, if $x^0 \in \mathcal{X}_i^0$, $i \in \mathbb{N}_r$, where \mathcal{X}_i^0 is a polyhedral partition of the set of feasible initial states x^0 .
- (b) *Closed-loop Control:* The optimal solution to (3) is a piecewise affine state-feedback control law of the form $(u^k)^* = \phi_{\text{pwa}}^k(x^k) = \tilde{F}_i^k x^k + \tilde{f}_i^k$, if $x^k \in \mathcal{X}_i^k$, $i \in \mathbb{N}_p$, where \mathcal{X}_i^k is a polyhedral partition of the set of feasible states x^k at time k .

III. PROBLEM FORMULATION

Let us consider a linear transportation network consisting of a long series connection of numerous segments with controllable outflow rates with no intermediate on-ramps or off-ramps, as shown in Figure 1. Extension of the results to a larger class of networks will be carried out in Section V without excessive difficulty.

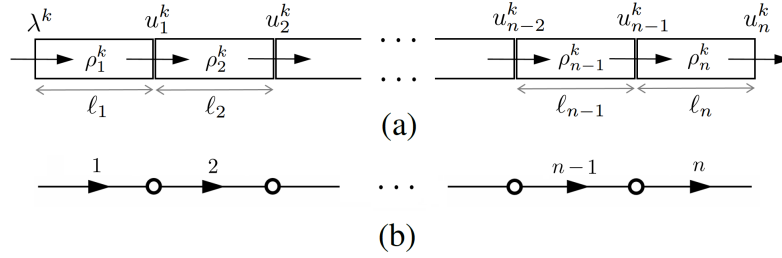


Fig. 1. (a) An n -cell linear transportation network with no intermediate on/off-ramps, where ρ_i^k denotes traffic density of cell i , λ^k is an exogenous inflow rate to the network, and u_i^k is the outflow rate from cell i to cell $i + 1$ which is to be adjusted to optimize a certain performance index. (b) The corresponding directed graph of the network topology, where edges represent cells and vertices represent interface between consecutive cells.

According to the law of mass conservation, the density of cell i satisfies

$$\rho_i^{k+1} = \rho_i^k + \frac{T_s}{\ell_i} (u_{i-1}^k - u_i^k), \quad i \in \mathbb{N}_n, \quad (4)$$

where $k = 0, 1, \dots, N - 1$ and $u_0^k = \lambda^k \geq 0$ is an exogenous inflow to the network at time k which can be viewed as the outflow rate from cell 0 to cell 1. In addition, the control inputs u_i^k must satisfy the following constraints for any i, k :

$$0 \leq u_i^k \leq \min\{v_i \rho_i^k, C_i\}, \quad i \in \mathbb{N}_n, \quad (5a)$$

$$u_i^k \leq \min\{w_{i+1}(\gamma_{i+1} - \rho_{i+1}^k), C_{i+1}\}, \quad i \in \mathbb{N}_{n-1}. \quad (5b)$$

Assumption 1: The length of cells ℓ_i and the sampling period T_s are chosen such that vehicles traveling at maximum speed v_i can not cross multiple cells in one time step, i.e., $v_i T_s \leq \ell_i, \forall i$. Also, the backward congestion wave traveling speed w_i satisfies $w_i T_s \leq \ell_i, \forall i$.

Assumption 1 is known as Courant-Friedrichs-Lèvy condition [2] which is a necessary condition for numerical stability in numerical simulations. The following proposition states that Assumption 1 ensures that the traffic density of each cell is non-negative at any time and never exceeds the jam density.

Proposition 1: Consider the network dynamics (4) subject to the constraints (5) with $0 \leq \rho_i^0 \leq \gamma_i, \forall i$. Then, Assumption 1 ensures that for any u_i^k satisfying (5) the traffic density satisfies $0 \leq \rho_i^k \leq \gamma_i, \forall i, k$.

Proof: The proof is given in the Appendix.

Let $x_i^k = \ell_i \rho_i^k$ denote the traffic mass at time k , then equation (4) and constraints (5) can be expressed in terms of x_i^k as

$$\begin{aligned} x_i^{k+1} &= x_i^k + T_s(u_{i-1}^k - u_i^k), \quad i \in \mathbb{N}_n, \\ 0 &\leq u_i^k \leq \min\{(v_i/\ell_i)x_i^k, C_i\}, \quad i \in \mathbb{N}_n, \\ u_i^k &\leq \min\{w_{i+1}(\gamma_{i+1} - (1/\ell_{i+1})x_{i+1}^k), C_{i+1}\}, \quad i \in \mathbb{N}_{n-1}, \end{aligned} \quad (6)$$

where $k = 0, 1, \dots, N-1$, and $u_0^k = \lambda^k$ is an exogenous inflow rate to the network. The set of constraints (6) may also be written as

$$\begin{aligned} x_i^k &= x_i^0 + T_s \sum_{j=0}^{k-1} (u_{i-1}^j - u_i^j), \quad i \in \mathbb{N}_n, \\ 0 &\leq u_i^k \leq \bar{u}_i^k, \quad i \in \mathbb{N}_n, \end{aligned} \quad (7)$$

where \bar{u}_i^k is the upper limit of the control input u_i^k and is given by

$$\bar{u}_i^k = \begin{cases} \min\{(v_n/\ell_n)x_n^k, C_n\}, & \text{if } i = n \\ \min\{(v_i/\ell_i)x_i^k, C_i, w_{i+1}(\gamma_{i+1} - (1/\ell_{i+1})x_{i+1}^k), C_{i+1}\}, & \text{if } i \in \mathbb{N}_{n-1} \end{cases}. \quad (8)$$

Let $x^k = [x_1^k, x_2^k, \dots, x_n^k]^\top$ be the state vector and $u^k = [u_1^k, u_2^k, \dots, u_n^k]^\top$ be the control input vector at time k and let $u = [u^{0\top}, \dots, u^{N-1\top}]^\top$ be the control trajectory. The objective is to design a feedback control law such that for any given vector of initial state $x^0 = [x_1^0, x_2^0, \dots, x_n^0]^\top$ and any exogenous inflow $\lambda = [\lambda^0, \lambda^1, \dots, \lambda^{N-1}]^\top$, a class of cost functions of the following form is minimized:

$$\min_{u^0, \dots, u^{N-1}} J(x^0, \lambda) = \psi_N(x^N) + \sum_{k=0}^{N-1} \psi_k(x^k, u^k), \quad \text{s.t. (7)}. \quad (9)$$

In this paper we are interested in cost functions where $\psi_k(x^k, u^k)$ is a linear function of x^k and u^k , and $\psi_N(x^N)$ is a linear function of final state x^N . There are many meaningful linear performance indexes of practical interest [2], including:

- Total travel time minimization:

$$J = \sum_k \sum_i x_i^k = \sum_k \|x^k\|_1. \quad (10)$$

- Total travel distance maximization:

$$J = -\sum_k \sum_i u_i^k = -\sum_k \|u^k\|_1. \quad (11)$$

- Total delay minimization:

$$J = \sum_k \sum_i (x_i^k - (\ell_i/v_i)u_i^k). \quad (12)$$

IV. OPTIMAL CONTROL DESIGN

In this section, we first solve the optimization problem (9) subject to (7) for a general linear objective function, then we study structural properties of feedback optimal control for certain linear cost functions.

Theorem 3: Consider the optimization problem (9) subject to (7). For a linear cost functional with

$$\psi_N(x) = \sum_{i=1}^n \alpha_i^N x_i^N, \quad \psi_k(x, u) = \sum_{i=1}^n \alpha_i^k x_i^k + \beta_i^k u_i^k \quad (13)$$

where $\alpha_i^k \geq 0$ and β_i^k are real coefficients. It is obvious that the cost functions (10), (11), and (12) are special cases of (13).

- (a) *Open-loop Optimal Control:* An optimal control trajectory, over the control horizon $k = 0, 1, \dots, N - 1$, can be computed off-line by solving a multi-parametric linear program of the form $u^* = \Pi z^*$, where

$$z^* = \arg \min_z c^\top z, \quad \text{s.t. } Wz \leq G(\lambda) + Sx^0, \quad (14)$$

where $z \in \mathbb{R}^{n(2N+1)}$ is a vector of decision variables containing control variables u_i^k , and Π, c, W, S are constant matrices of appropriate dimension independent of x^0 . The matrix G is a function of the exogenous inflow rate $\lambda = [\lambda^0, \dots, \lambda^{N-1}]^\top$ and is independent of x^0 . Then, the optimal control can be expressed in the form of a continuous piecewise affine function on polyhedra of the initial state x^0 , as

$$(u^k)^* = \phi_{\text{pwa}}^k(x^0) = F_i^k x^0 + f_i^k, \quad \text{if } H_i x^0 \leq h_i, \quad i \in \mathbb{N}_r, \quad (15)$$

for some matrices F_i^k, f_i^k, H_i, h_i .

- (b) *Closed-loop Optimal Control:* The optimal control can be expressed in the form of a piecewise affine feedback law as

$$(u^k)^* = \phi_{\text{pwa}}^k(x^k) = \tilde{F}_i^k x^k + \tilde{f}_i^k, \quad \text{if } \tilde{H}_i^k x^k \leq \tilde{h}_i^k, \quad i \in \mathbb{N}_p, \quad (16)$$

for some matrices $\tilde{F}_i^k, \tilde{f}_i^k, \tilde{H}_i^k, \tilde{h}_i^k$ which are independent of λ^k , where $x^k = [x_1^k, x_2^k, \dots, x_n^k]^\top$ is the state vector of the entire network at time k .

Proof: The proof is given in the Appendix.

Remark 1: An advantage of the closed-loop feedback control law (16) over the open-loop control (15) is that it can account for modeling uncertainties, noise, and disturbances as they occur.

Although the properties of feedback provides robustness to noise and adaptation to perturbations, implementation of a centralized feedback controller for large networks may drastically deteriorate control performance. In a centralized control scheme, any local controller needs instantaneous access to the state of the entire network. This, however, may not be feasible for large-scale networks as inevitable delay in transmission of measurement data may destroy control quality; on the other hand, implementation of a highly reliable and fast communication system may be impractical or too costly. It is, therefore, necessary to design an optimal feedback control law that requires access only to local information. Hence, an ideal scenario is when a controller that optimizes a desired performance index has a decentralized structure.

In the sequel, we study the structural properties of feedback optimal control for linear cost functions given in (10), (11), and (12). We first prove a lemma that will be used to establish the structural properties of the controller.

Lemma 1: Define $S_i^m = \sum_{j=0}^m u_i^j$ and let $S_i^k = 0$ for any $k < 0$. Consider the following constrained maximization problem

$$\max_{u^0, \dots, u^m} S_n^m, \quad \text{s.t. (7),} \quad (17)$$

where $u^k = [u_1^k, u_2^k, \dots, u_n^k]$. The objective function S_n^m is maximized if $u_n^m = \bar{u}_n^m$, and S_n^{m-1} , S_{n-1}^{m-1} are maximized, and for any $i \in \mathbb{N}_{n-1}$, S_i^m is maximized if $u_i^m = \bar{u}_i^m$ and S_{i+1}^{m-1} , S_i^{m-1} , S_{i-1}^{m-1} are maximized. Then, the optimal solution to (17) is given by

$$\begin{aligned} (u_n^k)^* &= \bar{u}_n^k, \quad k = 0, \dots, m \\ (u_{n-1}^k)^* &= \bar{u}_{n-1}^k, \quad k = 0, \dots, m-1 \\ (u_{n-2}^k)^* &= \bar{u}_{n-2}^k, \quad k = 0, \dots, m-2 \\ &\vdots \\ (u_{q+1}^k)^* &= \bar{u}_{q+1}^k, \quad k = 0, \dots, m-n+q+1 \\ (u_q^k)^* &= \bar{u}_q^k, \quad k = 0, \dots, m-n+q. \end{aligned} \quad (18)$$

where $q = \max\{n-m, 1\}$ and \bar{u}_i^k is defined in (8). The control law (18) can be equivalently expressed as

$$(u_i^k)^* = \bar{u}_i^k, \quad k = 0, \dots, m, \quad i = \max\{k+n-m, 1\}, \dots, n. \quad (19)$$

Proof: The proof is given in the Appendix.

Remark 2: In optimization problem (17), there are $n(m+1)$ decision variables, u_i^k , among which only $n(m+1) - (q-1)(m+1) - (n-q+1)(n-q)/2$ variables listed in (18) may affect the value of the objective function. The remaining decision variables have no effect on the objective function and hence can be freely chosen in their feasibility range.

The following theorem gives the optimal control for cost functions (10), (11), and (12).

Theorem 4: Consider the optimization problem (9) subject to (7) and define $S_i^k = \sum_{j=0}^k u_i^j$.

(a) For the cost function (10), the optimization problem can be expressed as

$$u^* = \arg \min_{u^0, \dots, u^{N-1}} \sum_{k=0}^N \sum_{i=1}^n x_i^k = \arg \max_{u^0, \dots, u^{N-1}} \sum_{k=0}^{N-1} S_n^k, \quad \text{s.t. (7),}$$

and the optimal solution is given by

$$(u_i^k)^* = \bar{u}_i^k, \quad k = 0, \dots, N-1, \quad i = \max\{k+n-N+1, 1\}, \dots, n. \quad (20)$$

where \bar{u}_i^k is defined in (8). The remaining control variables do not affect the cost value.

(b) For the cost function (11), the optimization problem can be expressed as

$$u^* = \arg \min_{u^0, \dots, u^{N-1}} - \sum_{k=0}^{N-1} \sum_{i=1}^n u_i^k = \arg \max_{u^0, \dots, u^{N-1}} \sum_{i=1}^n S_i^{N-1}, \quad \text{s.t. (7),}$$

and the optimal solution is given by

$$(u_i^k)^* = \bar{u}_i^k, \quad k = 0, \dots, N-1, \quad i = 1, \dots, n. \quad (21)$$

(c) For the cost function (12), the optimization problem can be expressed as

$$\begin{aligned} u^* &= \arg \min_{u^0, \dots, u^{N-1}} \sum_{k=0}^{N-1} \sum_{i=1}^n (x_i^k - (\ell_i/v_i)u_i^k) \\ &= \arg \max_{u^0, \dots, u^{N-1}} \left(T_s \sum_{k=0}^{N-2} S_n^k + \sum_{i=1}^n \frac{\ell_i}{v_i} S_i^{N-1} \right), \quad \text{s.t. (7),} \end{aligned}$$

and the optimal solution is given by

$$(u_i^k)^* = \bar{u}_i^k, \quad k = 0, \dots, N-1, \quad i = 1, \dots, n. \quad (22)$$

Proof: The proof is given in the Appendix.

Corollary 1: Consider the problem of minimization of any of cost functions (10), (11), or (12), subject to (7). Then, the optimal controller can be implemented in form of a decentralized

piecewise affine state-feedback control law with an upper bi-diagonal information structure, that is

$$(u_i^k)^* = \bar{u}_i^k = \phi_{\text{pwa}}(x_i^k, x_{i+1}^k). \quad (23)$$

Specifically, for any $i \in \mathbb{N}_{n-1}$, the optimal control can be expressed as

$$(u_i^k)^* = F_{ij} \begin{bmatrix} x_i^k \\ x_{i+1}^k \end{bmatrix} + f_{ij}, \quad \text{if } H_{ij} \begin{bmatrix} x_i^k \\ x_{i+1}^k \end{bmatrix} \leq h_{ij}, \quad j = 1, 2, 3, 4,$$

and for the last cell, n , we have

$$(u_n^k)^* = F_{nj}x_n^k + f_{nj}, \quad \text{if } H_{nj}x_n^k \leq h_{nj}, \quad j = 1, 2,$$

where F_{ij} , f_{ij} , H_{ij} , and h_{ij} are constant matrices of appropriate dimension independent of λ^k which can be explicitly expressed in terms of $v_i, \ell_i, w_i, \gamma_i, C_i$. Moreover, parameters of the optimal controller are obtained at no computational cost.

Proof: The proof is given in the Appendix.

Remark 3: In general, optimal feedback control design involves backward-in-time off-line pre-computation of the controller parameters; however, for some objective functions no computation is needed. Theorem 4 states that for the cost functions (10), (11), and (12), the optimal state-feedback control law is designed at no computational cost. Moreover, the bi-diagonal information structure of the optimal controller enables us to implement the true optimal feedback controller in a decentralized fashion without sacrificing performance.

The results of Theorem 4 indicate that in optimization of (10), (11), and (12) subject to (7), there is, indeed, no trade-off, and an optimal decision at each time k is simply to set each outflow rate equal to its maximum possible value.

V. EXTENSION TO GENERAL NETWORKS

In the previous section, a feedback optimal control problem is studied for linear transportation networks with no intermediate on/off-ramps. In this section, we try to extend the results to a more general class of networks.

We consider a class of networks wherein junctions between cells can be of either of the three types defined below.

Definition 1: [2] A junction with a single incoming and a single outgoing cell is called an *ordinary*; a junction with a single incoming cell and multiple outgoing cells is called *diverging*; and a junction with multiple incoming cells and a single outgoing cell is called *merging*.

Definition 2: [2] Consider a network whose topology is described by directed graph \mathcal{G} . The set of edges of \mathcal{G} corresponding to on-ramps is called the *source set* denoted by \mathcal{E}_{on} , and the set of edges corresponding to off-ramps is called the *sink set* denoted by \mathcal{E}_{off} .

Figure 2 shows a nine-cell network with all the three types of junctions. It is further assumed that at any diverging junction the traffic flow is distributed according to given turning percentages as defined below.

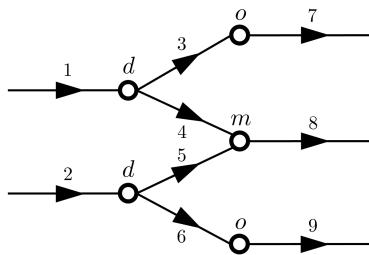


Fig. 2. Directed graph of the topology of a nine-cell transportation network with source set (on-ramps) $\mathcal{E}_{\text{on}} = \{1, 2\}$ and sink set (off-ramps) $\mathcal{E}_{\text{off}} = \{7, 8, 9\}$. The network has two ordinary junctions (labeled o), two diverging junctions (labeled d), and one merging junction (labeled m). It is assumed that the turning ratios of the network are known *a priori*. For example, it is known that 30% of vehicles in cell 1 turn left towards cell 3 and 70% of them turn right toward cell 4, that is $R_{13} = 0.3$ and $R_{14} = 0.7$.

Definition 3: [2] The *turning ratio* R_{ij} is defined as the fraction of flow leaving cell i that is directed towards cell j , where $R_{ij} = 0$ if cells i and j are not adjacent, and $\sum_j R_{ij} = 1$ if $i \notin \mathcal{E}_{\text{off}}$. The value of turning ratios can be estimated from historical data [10].

In a more general setting, freeway network dynamics and constraints can be formulated as

$$\begin{aligned}
 x_i^{k+1} &= x_i^k + T_s(y_i^k - u_i^k), \\
 0 &\leq u_i^k \leq \min\{(v_i/\ell_i)x_i^k, C_i\}, \\
 y_i^k &= \lambda_i^k + \sum_{j=1}^n R_{ji}u_j^k, \\
 y_i^k &\leq \min\{w_i(\gamma_i - (1/\ell_i)x_i^k), C_i\},
 \end{aligned} \tag{24}$$

for any $i \in \mathbb{N}_n$, $k = 0, 1, \dots, N-1$, where y_i^k is the total inflow in cell i , $\lambda_i^k \geq 0$ is an exogenous inflow rate in cell $i \in \mathcal{E}_{\text{on}}$ (if $i \notin \mathcal{E}_{\text{on}}$, $\lambda_i^k = 0$), and R_{ij} 's are given turning ratios. It is obvious that if all junctions are ordinary, then the exogenous inflow can enter only the first cell, i.e.

$\lambda_1^k = u_0^k = \lambda^k$, $\lambda_i^k = 0$, for $i = 2, 3, \dots, n$, $R_{i,(i+1)} = 1$, $\forall i \in \mathbb{N}_{n-1}$, and $y_i^k = u_{i-1}^k$, hence (24) reduces to (6).

Since in (24) the linearity of the dynamics and constraints are preserved, similar to the case of linear network (6), the optimization problem (9), (13) can be formulated as a linear program which can be solved using efficient linear program codes.

Theorem 5: Consider the optimization problem (9), (13) subject to (24).

- (a) *Open-loop Optimal Control:* An optimal control trajectory u_i^k , $\forall i \in \mathbb{N}_n$, $k = 0, 1, \dots, N-1$, can be found by solving a multi-parametric linear program of the form (14) whose solution can be expressed as a continuous piecewise affine function on polyhedra of the initial state vector of the network as (15).
- (b) *Closed-loop Optimal Control:* The optimal control law can be expressed as a state-feedback piecewise affine function of the form (16).

Proof: The proof is similar to that of Theorem 3, and thus is omitted. ■

Theorem 5(b) states that for a network of the form (24) with ordinary, diverging, and/or merging junctions, the optimal control with respect to a linear objective function can be expressed as a state-feedback control law. The resulting feedback controller, however, has a centralized structure, i.e. information gathering is carried out in a centralized manner. This makes implementation of the feedback controller for large-scale networks problematic.

We show that for a network with only ordinary and/or diverging junctions, the true optimal controller with respect to certain performance indexes has a decentralized realization; hence we can benefit from the power of feedback, yet achieve the optimum performance for large-scale networks geographically distributed over wide areas.

Definition 4: Let cell i be an incoming cell to junction v . The set of all outgoing cells from junction v is called the *out-neighborhood* of cell i and is denoted by \mathcal{E}_i^+ . The elements of \mathcal{E}_i^+ are referred to as the *out-neighbors* of cell i .

Definition 5: Let cell i be an outgoing cell from junction v . The set of all incoming cells to junction v is called the *in-neighborhood* of cell i and is denoted by \mathcal{E}_i^- . The elements of \mathcal{E}_i^- are referred to as the *in-neighbors* of cell i .

Definition 6: A feedback controller is said to have *(outer) one-hop information structure*, if for any cell i , the outflow rate from cell i , u_i^k , depends only on the state of cell i , x_i^k , and/or the state of the out-neighbors of cell i , x_j^k , $j \in \mathcal{E}_i^+$.

A network with ordinary and diverging cells is shown in Figure 3, where $\mathcal{E}_1^+ = \{2, 3\}$, $\mathcal{E}_2^+ = \{4\}$, and $\mathcal{E}_3^+ = \{5, 6, 7\}$. For this network, in a feedback control law with a one-hop information structure, u_3^k is determined at each time k by knowing x_3^k , x_5^k , x_6^k , and x_7^k .

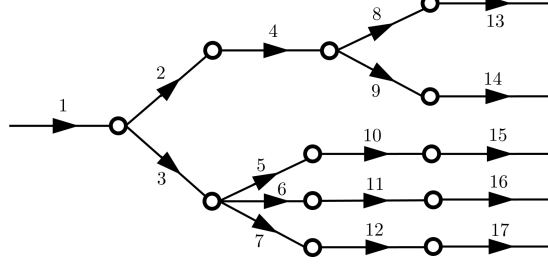


Fig. 3. Example of a network with only ordinary and diverging cells. For this network, in a feedback controller with a one-hop information structure we have $u_1^k = \phi(x_1^k, x_2^k, x_3^k)$, $u_2^k = \phi(x_2^k, x_4^k)$, $u_3^k = \phi(x_3^k, x_5^k, x_6^k, x_7^k)$, and so on.

Theorem 6: Consider the problem of minimization of any of cost functions (10), (11), or (12), subject to network's dynamics and constraints (24), and assume that junctions of the network are either ordinary or diverging. The optimal controller can be implemented in form of a decentralized piecewise affine state-feedback control law with a one-hop information structure as defined in Definition 6, that is

$$(u_i^k)^* = \bar{u}_i^k = \phi_{\text{pwa}}(x_i^k, (x_j^k)_{j \in \mathcal{E}_i^+}), \quad (25)$$

where

$$\bar{u}_i^k = \begin{cases} \min\{(v_i/\ell_i)x_i^k, C_i\}, & \text{if } i \in \mathcal{E}_{\text{off}} \\ \min\left\{(v_i/\ell_i)x_i^k, C_i, \left(\frac{w_j}{R_{ij}}(\gamma_j - (1/\ell_j)x_j^k), \frac{C_j}{R_{ij}}\right)_{j \in \mathcal{E}_i^+}\right\}, & \text{if } i \notin \mathcal{E}_{\text{off}} \end{cases}. \quad (26)$$

Moreover, the parameters of the optimal controller are obtained at no computational cost.

Proof: The proof is given in the Appendix.

Remark 4: Needless to say, (8) and (23) are special cases of (26) and (25), respectively.

For large scale networks, computations of the optimal controller can be done in a centralized manner, that is sophisticated tools and high-speed computing devices operating with large memory can be employed to pre-compute the parameters of the optimal controller. However, for implementing ...

VI. CONCLUSION AND FUTURE WORK

This paper provided some structural insights into finite-horizon optimal control for freeway traffic networks. The enabling tool was the literature on multi-parametric linear program, where the input to the optimal control problem, namely the initial condition, serves as the parameter. The piecewise affine property of the open-loop control can assist in off-line computation of partition of the parameter space and the associated gain matrices to save real-time computation. The multi-parametric linear programming connection also allowed us to generalize the network parameters and the cost functions under which the feedback optimal controller possesses a “one-hop” information structure.

The multi-parametric programming approach can be extended to quadratic cost functions, thereby paving the possibility of considering, or approximating, a more general class of functions than the ones considered in this paper. We also plan to extend our formulation to other physical networks such as gas and water networks. For the purpose of gaining insights, a natural first step is to maintain linear cost function and adopt the nonlinear gas flow dynamics, e.g. in [11], [12]. Finally, our objective is to build upon these canonical settings to develop a principled approach for distributed optimal control of physical infrastructure networks under given information constraints.

VII. APPENDIX

Proof of Proposition 1: From (5a), $u_i^k \geq 0$ and $\rho_i^k \geq (1/v_i)u_i^k$. If $(1/v_i) \geq T_s/\ell_i$, we have $\rho_i^k \geq (1/v_i)u_i^k \geq (T_s/\ell_i)u_i^k$. Then,

$$\rho_i^{k+1} = (\rho_i^k - (T_s/\ell_i)u_i^k) + (T_s/\ell_i)u_{i-1}^k \geq 0,$$

for any k, i . From (5b), $u_{i-1}^k \leq w_i(\gamma_i - \rho_i^k)$, then $\rho_i^k + (1/w_i)u_{i-1}^k \leq \gamma_i$. Since $w_i T_s \leq \ell_i$, then $\rho_i^k + (T_s/\ell_i)u_{i-1}^k \leq \rho_i^k + (1/w_i)u_{i-1}^k \leq \gamma_i$. Therefore, we have

$$\rho_i^{k+1} = (\rho_i^k + (T_s/\ell_i)u_{i-1}^k) - (T_s/\ell_i)u_i^k \leq \gamma_i - (T_s/\ell_i)u_i^k \leq \gamma_i, \quad \forall k, i.$$

■

Proof of Theorem 3: (a) Due to the linearity of the objective function (13) and constraints (7), the optimization problem can be expressed as a multi-parametric linear program wherein the initial states x_i^0 are treated as varying parameters in the optimization problem. The proof follows by following similar steps as in the proof of Theorem 2(a) (see [6], for example). Although

the objective function (13) is not of the form of (3) (as in (13), β_i^k may be negative), the same procedure is still applicable as shown below. For simplicity of presentation, let us introduce the slack variables $\mu_i^k \geq 0$, where $x_i^k \leq \mu_i^k, \forall i, k$. Now, consider cost function

$$\tilde{J} = \sum_{i=1}^n \alpha_i^N \mu_i^N + \sum_{k=0}^{N-1} \sum_{i=1}^n (\alpha_i^k \mu_i^k + \beta_i^k u_i^k) = \sum_{k=0}^{N-1} \beta^k \top u^k + \sum_{k=0}^N \alpha^k \top \mu^k = c \top z,$$

where $u^k = [u_1^k, \dots, u_n^k]^\top$, $\beta^k = [\beta_1^k, \dots, \beta_n^k]^\top$, $\mu^k = [\mu_1^k, \dots, \mu_n^k]^\top$, $\alpha^k = [\alpha_1^k, \dots, \alpha_n^k]^\top$, $z = [u^{0\top}, \dots, u^{N-1\top}, \mu^{0\top}, \dots, \mu^{N\top}]^\top$, and $c = [\beta^{0\top}, \dots, \beta^{N-1\top}, \alpha^{0\top}, \dots, \alpha^{N\top}]^\top$. The set of constraints (7) together with $\mu_i^k \geq 0, x_i^k \leq \mu_i^k, \forall i, k$, contains $7nN + 2(n - N)$ linear inequalities which can be written in a compact matrix form as $Wz \leq G(\lambda) + Sx^0$, where matrices W, G, S are independent of x^0 . Then, the optimization problem (9), (7) reduces to the following multi-parametric linear program

$$\min_z \tilde{J} = c \top z, \quad \text{s.t. } Wz \leq G(\lambda) + Sx^0. \quad (27)$$

A minimizer of (27) solves the original optimization problem (9), (7); moreover, the same optimum cost value is achieved, i.e. $\tilde{J}^* = J^*$. According to Theorem 1, the solution to (27) can be expressed as $z^* = E_i x^0 + e_i$, if $H_i x^0 \leq h_i$. Since $u = \Pi z$, where $\Pi = [I_{nN}, 0_{nN \times n(N+1)}]$ and I_{nN} is the $nN \times nN$ identity matrix, then $u^* = \Pi E_i x^0 + \Pi e_i = F_i x^0 + f_i$, if $H_i x^0 \leq h_i$. Then, the open-loop control can be written as (15).

(b) The optimization problem (9), (7) can be solved using a dynamic programming approach backward-in-time leading to a continuous piecewise affine state-feedback control law. Following similar steps as in the proof of Theorem 2(b) (see [8], for example), the optimal cost-to-go from time $k = j$ for a given x^j is given by

$$J_j^* = \min_{u^j, \dots, u^{N-1}} \sum_{i=1}^n \alpha_i^N x_i^N + \sum_{k=j}^{N-1} \sum_{i=1}^n (\alpha_i^k x_i^k + \beta_i^k u_i^k).$$

From the principle of optimality, we have

$$J_j^* = \min_{u^j} \sum_{i=1}^n (\alpha_i^j x_i^j + \beta_i^j u_i^j) + J_{j+1}^*, \quad \text{s.t. (7)}, \quad (28)$$

for $j = N - 2, \dots, 1, 0$, and

$$J_{N-1}^* = \min_{u^{N-1}} \sum_{i=1}^n (\alpha_i^{N-1} x_i^{N-1} + \beta_i^{N-1} u_i^{N-1}) + \sum_{i=1}^n \alpha_i^N x_i^N, \quad \text{s.t. (7)}. \quad (29)$$

From part (a), the minimization problem (29) can be written as a multi-parametric linear program wherein x^{N-1} is treated as the parameter vector. From Theorem 1, the value function J_{N-1}^* as

well as the minimizer $(u^{N-1})^*$ are piecewise affine functions of x^{N-1} . In a similar way, solving (28) for $j = N - 2, \dots, 1, 0$ gives an optimal controller in the form of a piecewise affine state-feedback control law which can be expressed as (16). \blacksquare

Proof of Lemma 1: From (7) and (8), we have

$$\begin{aligned} u_n^m &\leq \bar{u}_n^m = \min\{(v_n/\ell_n)x_n^m, C_n\} \\ &= \min\{(v_n/\ell_n)x_n^0 + a_n \sum_{j=0}^{m-1} u_{n-1}^j - a_n \sum_{j=0}^{m-1} u_n^j, C_n\}, \end{aligned} \quad (30)$$

where $a_n = T_s(v_n/\ell_n)$. From Assumption 1, for any $i \in \mathbb{N}_n$ we have $a_i \triangleq T_s(v_i/\ell_i) \in [0, 1]$.

Adding $\sum_{j=0}^{m-1} u_n^j$ to the both sides of (30) we obtain

$$\begin{aligned} \sum_{j=0}^m u_n^j &\leq \sum_{j=0}^{m-1} u_n^j + \min\{(v_n/\ell_n)x_n^0 + a_n \sum_{j=0}^{m-1} u_{n-1}^j - a_n \sum_{j=0}^{m-1} u_n^j, C_n\} \\ &= \min\{(v_n/\ell_n)x_n^0 + a_n \sum_{j=0}^{m-1} u_{n-1}^j + (1 - a_n) \sum_{j=0}^{m-1} u_n^j, C_n + \sum_{j=0}^{m-1} u_n^j\}. \end{aligned} \quad (31)$$

Then, (31) can be written as

$$S_n^m \leq \min\{(v_n/\ell_n)x_n^0 + a_n S_{n-1}^{m-1} + (1 - a_n) S_n^{m-1}, C_n + S_n^{m-1}\}, \quad (32)$$

where the equality is achieved when $u_n^m = \bar{u}_n^m$. Since $a_n \in [0, 1]$, from (30)-(32), it follows that S_n^m is maximized if $u_n^m = \bar{u}_n^m$, and S_n^{m-1} , S_{n-1}^{m-1} are maximized. Similarly, for any $i \in \mathbb{N}_{n-1}$ we can write

$$\begin{aligned} u_i^m &\leq \bar{u}_i^m = \min\{(v_i/\ell_i)x_i^k, C_i, w_{i+1}(\gamma_{i+1} - (1/\ell_{i+1})x_{i+1}^k), C_{i+1}\} \\ &= \min\{(v_i/\ell_i)x_i^0 + a_i \sum_{j=0}^{m-1} u_{i-1}^j - a_i \sum_{j=0}^{m-1} u_i^j, C_i, \\ &\quad w_{i+1}(\gamma_{i+1} - (1/\ell_{i+1})x_{i+1}^0) - b_{i+1} \sum_{j=0}^{m-1} u_i^j + b_{i+1} \sum_{j=0}^{m-1} u_{i+1}^j, C_{i+1}\}, \end{aligned} \quad (33)$$

where $b_i \triangleq T_s(w_i/\ell_i) \in [0, 1]$ (see Assumption 1). Adding $S_i^{m-1} = \sum_{j=0}^{m-1} u_i^j$ to the both sides of (33) we obtain

$$\begin{aligned} S_i^m &\leq \min\{(v_i/\ell_i)x_i^0 + a_i S_{i-1}^{m-1} + (1 - a_i) S_i^{m-1}, C_i + S_i^{m-1}, \\ &\quad w_{i+1}(\gamma_{i+1} - (1/\ell_{i+1})x_{i+1}^0) + (1 - b_{i+1}) S_i^{m-1} + b_{i+1} S_{i+1}^{m-1}, C_{i+1} + S_i^{m-1}\}, \end{aligned} \quad (34)$$

for any $i \in \mathbb{N}_{n-1}$, where the equality is achieved when $u_i^m = \bar{u}_i^m$. Since $a_i, b_i \in [0, 1]$, then S_i^m , $\forall i \in \mathbb{N}_{n-1}$, is maximized if $u_i^m = \bar{u}_i^m$ and S_{i+1}^{m-1} , S_i^{m-1} , S_{i-1}^{m-1} are maximized. Therefore, it follows that

(m) S_n^m is maximized if $u_n^m = \bar{u}_n^m$, and S_{n-1}^{m-1} , S_{n-1}^{m-1} are maximized.

(m - 1) S_n^{m-1} , S_{n-1}^{m-1} are maximized if $u_n^{m-1} = \bar{u}_n^{m-1}$, $u_{n-1}^{m-1} = \bar{u}_{n-1}^{m-1}$, and S_n^{m-2} , S_{n-1}^{m-2} , S_{n-2}^{m-2} are maximized.

Hence, maximization of $\sum_{i=1}^n (\ell_i/v_i)S_i^{N-1} + T_s \sum_{k=0}^{N-2} S_n^k$ subject to (7) gives the optimal solution. Lemma 1 implies that each decision variable u_i^k must be equal to its upper limit \bar{u}_i^k . ■

Proof of Corollary 1: From Theorem 4, for the cost functions (10), (11), and (12), the optimal value of u_i^k is equal to its upper limit, \bar{u}_i^k . From (8), for any $i \in \mathbb{N}_{n-1}$, the upper limit of u_i^k is a function of only x_i^k and x_{i+1}^k , and that of u_n^k depends only on x_n^k . It is straightforward to express the upper limits in (8) in the form of piecewise affine functions. For example, for the last cell, we have

$$\bar{u}_n^k = \min\{(v_n/\ell_n)x_n^k, C_n\} = \begin{cases} (v_n/\ell_n)x_n^k + 0, & \text{if } (v_n/\ell_n)x_n^k \leq C_n \\ 0x_n^k + C_n, & \text{if } -(v_n/\ell_n)x_n^k \leq -C_n \end{cases}.$$

Therefore, to implement the optimal outflow rate from cell i , we need to measure only the traffic density of cell i and cell $i + 1$. This implies that the optimal control law can be implemented in form of a feedback control law with a bi-diagonal information structure. It is obvious that since upper limits, \bar{u}_i^k , are known, then no computation is needed to find the parameters of the optimal controller. ■

Proof of Theorem 6: If cell i is an on-ramp, i.e. $i \in \mathcal{E}_{\text{on}}$, the total inflow in cell i is $y_i^k = \lambda_i^k$, otherwise $y_i^k = \sum_{j=1}^n R_{ji}u_j^k$, for $i \notin \mathcal{E}_{\text{on}}$. In a network whose junctions are either ordinary or diverging, any cell $i \notin \mathcal{E}_{\text{on}}$ has a single in-neighbor (see Definition 5), then $y_i^k = R_{s(i),i}u_{s(i)}^k$, $\forall i \notin \mathcal{E}_{\text{on}}$, where $s(i)$ denotes the only in-neighbor of cell i , i.e. $\mathcal{E}_i^- = \{s(i)\}$. In such a network, for a given x^k , the range of $u_i^k \in [0, \bar{u}_i^k]$, where \bar{u}_i^k is given in (26). Let us first consider cost function (10) which can be written as

$$\begin{aligned} \sum_{k=0}^N \sum_{i=1}^n x_i^k &= \sum_{k=0}^N \sum_{i=1}^n \left(x_i^0 + T_s \sum_{j=0}^{k-1} (y_i^j - u_i^j) \right) \\ &= \sum_{k=0}^N \sum_{i=1}^n x_i^0 + T_s \sum_{k=1}^N \sum_{i=1}^n \sum_{j=0}^{k-1} (y_i^j - u_i^j) \\ &= (N+1) \sum_{i=1}^n x_i^0 + T_s \sum_{k=1}^N \sum_{j=0}^{k-1} \left(\sum_{i=1}^n (y_i^j - u_i^j) \right), \end{aligned} \quad (35)$$

where

$$\sum_{i=1}^n (y_i^j - u_i^j) = \sum_{i \in \mathcal{E}_{\text{on}}} (\lambda_i^j - u_i^j) + \sum_{i \notin \mathcal{E}_{\text{on}}} (R_{s(i),i}u_{s(i)}^j - u_i^j) = \sum_{i \in \mathcal{E}_{\text{on}}} \lambda_i^j + \sum_{i \notin \mathcal{E}_{\text{on}}} R_{s(i),i}u_{s(i)}^j - \sum_{i=1}^n u_i^j.$$

Since $\sum_j R_{ij} = 1$, then

$$\sum_{i=1}^n (y_i^j - u_i^j) = \sum_{i \in \mathcal{E}_{\text{on}}} \lambda_i^j - \sum_{i \in \mathcal{E}_{\text{off}}} u_i^j. \quad (36)$$

From (35) and (36), it follows that

$$u^* = \arg \min_{u^0, \dots, u^{N-1}} \sum_{k=0}^N \sum_{i=1}^n x_i^k = \arg \max_{u^0, \dots, u^{N-1}} \sum_{k=0}^{N-1} \sum_{i \in \mathcal{E}_{\text{off}}} S_i^k, \quad (37)$$

where $S_i^k = \sum_{j=0}^k u_i^j$. Following the same procedure as in the proof of Lemma 1, for any $i \in \mathcal{E}_{\text{off}}$ we have

$$S_i^m \leq \min\{(v_i/\ell_i)x_i^0 + a_i R_{s(i),i} S_{s(i)}^{m-1} + (1 - a_i)S_i^{m-1}, C_i + S_i^{m-1}\}, \quad (38)$$

where $a_i = T_s(v_i/\ell_i) \in [0, 1]$ and $s(i)$ is the only in-neighbor of cell i . Moreover, in (38), the equality is achieved when $u_i^m = \bar{u}_i^m$.

Similarly, using the fact that for any $j \in \mathcal{E}_i^+$, we have $s(j) = i$, for any $i \notin \mathcal{E}_{\text{off}}$ we have

$$S_i^m \leq \min \left\{ (v_i/\ell_i)x_i^0 + a_i R_{s(i),i} S_{s(i)}^{m-1} + (1 - a_i)S_i^{m-1}, C_i + S_i^{m-1}, \right. \\ \left. \left(\frac{w_j}{R_{ij}} (\gamma_j - (1/\ell_j)x_j^0) + (1 - b_j)S_i^{m-1} + \frac{b_j}{R_{ij}} S_j^{m-1}, \frac{C_j}{R_{ij}} + S_i^{m-1} \right)_{j \in \mathcal{E}_i^+} \right\}, \quad (39)$$

where $b_i = T_s(w_i/\ell_i) \in [0, 1]$ and the equality is achieved when $u_i^m = \bar{u}_i^m$. From (38) and (39), it follows that for any $i \in \mathcal{E}_{\text{off}}$, S_i^m is maximized if $u_i^m = \bar{u}_i^m$ and $S_{s(i)}^{m-1}$ and S_i^{m-1} are maximized; and for any $i \notin \mathcal{E}_{\text{off}}$, S_i^m is maximized if $u_i^m = \bar{u}_i^m$ and $S_{s(i)}^{m-1}$, S_i^{m-1} , and S_j^{m-1} , $\forall j \in \mathcal{E}_i^+$, are maximized. Therefore, from (37), for the cost function (10), the optimum performance is achieved by setting $u_i^k = \bar{u}_i^k$.

In a similar way, for the cost function (11) we have

$$u^* = \arg \min_{u^0, \dots, u^{N-1}} - \sum_{k=0}^{N-1} \sum_{i=1}^n u_i^k = \arg \max_{u^0, \dots, u^{N-1}} \sum_{i=1}^n S_i^{N-1},$$

and for the cost function (12) we can write

$$u^* = \arg \min_{u^0, \dots, u^{N-1}} \sum_{k=0}^{N-1} \sum_{i=1}^n (x_i^k - (\ell_i/v_i)u_i^k) = \arg \max_{u^0, \dots, u^{N-1}} \left(T_s \sum_{k=0}^{N-2} \sum_{i \in \mathcal{E}_{\text{off}}} S_i^k + \sum_{i=1}^n \frac{\ell_i}{v_i} S_i^{N-1} \right).$$

Thus, for the cost functions (11) and (12), the optimizer is $u_i^k = \bar{u}_i^k$. It is clear that (26) can be expressed as a piecewise affine function; hence, the optimal controller has a one-hop information structure and its parameters are obtained at no computational cost. \blacksquare

REFERENCES

- [1] C. Daganzo, “The cell transmission model: A dynamic representation of highway traffic consistent with the hydrodynamic theory,” *Transportation Research Part B*, vol. 28, no. 4, pp. 269–287, 1994.
- [2] G. Como, E. Lovisari, and K. Savla, “Convexity and robustness of dynamic traffic assignment and freeway network control,” *Transportation Research Part B: Methodological*, vol. 91, pp. 446–465, 2016.
- [3] I. CVX Research, “CVX: Matlab software for disciplined convex programming, version 2.0,” <http://cvxr.com/cvx>, Aug. 2012.
- [4] M. Grant and S. Boyd, “Graph implementations for nonsmooth convex programs,” in *Recent Advances in Learning and Control*, ser. Lecture Notes in Control and Information Sciences, V. Blondel, S. Boyd, and H. Kimura, Eds. Springer-Verlag Limited, 2008, pp. 95–110.
- [5] Q. Ba and K. Savla, “On distributed computational approaches for optimal control of traffic flow over networks,” in *Allerton Conference on Communication, Control and Computing*, 2016.
- [6] F. Borrelli, *Constrained Optimal Control of Linear and Hybrid Systems*. Springer, 2003.
- [7] G. Gomes and R. Horowitz, “Optimal freeway ramp metering using the asymmetric cell transmission model,” *Transportation Research Part C*, vol. 14, no. 4, pp. 244–262, 2006.
- [8] M. Baotic, F. J. Christophersen, and M. Morari, “A new algorithm for constrained finite time optimal control of hybrid systems with a linear performance index,” in *2003 European Control Conference (ECC)*, 2003, pp. 3323–3328.
- [9] F. Borrelli, M. Baotic, A. Bemporad, and M. Morari, “Dynamic programming for constrained optimal control of discrete-time linear hybrid systems,” *Automatica*, vol. 41, no. 10, pp. 1709–1721, 2005.
- [10] J. Krumm, “Where will they turn: predicting turn proportions at intersections,” *Personal and Ubiquitous Computing*, vol. 14, no. 7, pp. 591–599, 2010.
- [11] S. Misra, M. W. Fisher, S. Backhaus, R. Bent, M. Chertkov, and F. Pan, “Optimal compression in natural gas networks: A geometric programming approach,” *IEEE Transactions on Control of Network Systems*, vol. 2, no. 1, pp. 47–56, 2015.
- [12] P. Wong and R. Larson, “Optimization of natural-gas pipeline systems via dynamic programming,” *IEEE Transactions on Automatic Control*, vol. 13, no. 5, pp. 475–481, 1968.