

Calculation and measurement of critical temperature in thin superconducting multilayers

Songyuan Zhao,^{1,*} D. J. Goldie,¹ C. N. Thomas,¹ and S. Withington¹

¹*Cavendish Laboratory, JJ Thomson Avenue, Cambridge CB3 0HE, United Kingdom.*

(Dated: October 18, 2018)

We have applied the Usadel equations to thin-film multilayer superconductors, and have calculated the critical temperature for general thin-film $S - S'$ bilayer. We extended the bilayer calculation to general thin-film multilayers. The model demonstrates excellent fit with experimental data obtained from Ti-Al bilayers of varying thicknesses.

Keywords: proximity effect, critical temperature, the Usadel equations, multilayers

I. INTRODUCTION

There is increasing interest in proximity-coupled superconducting multilayers. This interest is fuelled by their various potential applications in the fields of transition-edge sensors (TESs) [1], kinetic inductance detectors (KIDs) [2], superconducting electronics [3–5], superconducting transmission line devices [6], Josephson junctions [7, 8], and SIS mixers [9]. In the field of TESs, multilayers have been studied to incorporate high conductivity normal metals, and to reproducibly control the transition temperature (T_c) [10]. In the field of KIDs, multilayers have been studied to achieve tuneable detection frequency thresholds, control over acoustic impedance matching, and protection of vulnerable materials through usage of self-passivating outer layers [11–14].

The superconducting properties of multilayers are governed by their individual layer material properties, geometries, and interface characteristics [15]. Calculations of the multilayer T_c from these factors are of considerable value in reducing the time and effort spent on trial-and-error fabrications. In many of the above-mentioned applications, it is important to reliably control the resultant multilayer T_c so as to accommodate experimental needs (for example, bath temperature [12]), and to reproducibly fabricate sensors [10]. In addition, such calculations allow the interface characteristics to be determined from the measured T_c [16, 17].

The Usadel equations are a set of diffusive-limit equations based on the Bardeen-Cooper-Schrieffer theory of superconductivity. In thick superconducting layers, diffusive-limit equations are applicable in the presence of impurities [18]. In thin, clean superconducting films, layer boundaries result in scattering and ensure the applicability of diffusive-limit equations [15]. The Usadel equations have been widely used to analyse the T_c of multilayers [19–22]. In particular, the work by Martinis *et al.* [10] provides an analytic analysis of thin-film superconductor-normal conductor ($S - N$) bilayers. The results have been integrated in the analysis and design routines of various multilayer devices, and demonstrate good predictive capabilities [23–26]. More recently, the framework of analysis has been extended to $N - S - N$ trilayers [27].

The Usadel equations have also been numerically solved by Brammertz *et al.* [28] for superconductor-superconductor ($S - S'$) bilayers. The results demonstrate good agreement with measured T_c for Ta-Al and Nb-Al bilayers of various thickness combinations. Whilst a full numerical solution is the most accurate approach to solving the Usadel equations, it is computationally intensive and requires users to be able to implement efficient Usadel equations solvers.

Although the user-friendly results in [10] have proven to be extremely useful in the design of bilayer $S - N$ devices, they cannot be applied to $S - S'$ bilayers studied in [29–31] and general higher-order multilayers studied in [14, 27, 32, 33]. In view of this, the aim of this paper is to extend the analysis framework of [10] to general thin-film multilayer systems.

In section II of this paper, we extend the analysis framework of [10] to general $S - S'$ bilayer systems. After this, we describe the extension of the bilayer $S - S'$ solution to general trilayer systems and multilayer systems. In section III, we present predictions and measurements of the T_c of Ti-Al bilayer devices of various thickness combinations. The measured T_c data demonstrate good agreement with theoretical predictions, thus giving assurance to the validity of our analysis scheme. We summarize this work in section IV.

II. THEORY

A. Usadel equations and boundary conditions

The Usadel equations in one dimension are [15, 34–36]

$$\frac{\hbar D_S}{2} \frac{\partial^2 \theta}{\partial x^2} + iE \sin \theta + \Delta(x) \cos \theta = 0, \quad (1)$$

and

$$\Delta(x) = N_S V_{0,S} \int_0^{\hbar \omega_{D,S}} dE \tanh \left(\frac{E}{2k_B T} \right) \text{Im}(\sin \theta), \quad (2)$$

where $\theta(x, E)$ is a complex variable dependent on position x and energy E parametrising the superconducting properties, N_S is the electron single spin density of states,

$V_{0,S}$ is the superconductor interaction potential, Δ is the superconductor order parameter, $\hbar\omega_{D,S}$ is the Debye energy, T is the temperature of the multilayer, D_S is the diffusivity constant, given by $D_S = \sigma_S/(N_S e^2)$ [10], e is the elementary charge, and finally σ_S is the normal state conductivity, at T just above T_c . Equation (2) is known as the self-consistency equation for order parameter $\Delta(x)$.

The boundary conditions (BCs) relevant to the Usadel equations are presented in [12, 37]. At the open interface of layer S , the BC is given by

$$\frac{\partial\theta_S}{\partial x} = 0. \quad (3)$$

At the $S' - S$ inner interface, the BCs are given by

$$\sigma_S \frac{\partial\theta_S}{\partial x} = \sigma_{S'} \frac{\partial\theta_{S'}}{\partial x}, \quad (4)$$

$$R_B \sigma_{S'} \frac{\partial\theta_{S'}}{\partial x} = \sin(\theta_S - \theta_{S'}), \quad (5)$$

where R_B is the product of the boundary resistance between the $S' - S$ layers and its area.

B. Simplifications

Here we apply the same simplification scheme used in [10]:

1. At T just above T_c , superconductivity is weak, and as a result $|\theta| \ll 1$.
2. The multilayer is thin such that θ varies slowly, and can be accounted by a second order polynomial expansion.

With these simplifications, the Usadel equations describing a thin multilayer at T just above T_c become

$$\frac{\hbar D_S}{2} \theta'' + iE\theta + \Delta(x) = 0, \quad (6)$$

$$\Delta(x) = N_S V_{0,S} \int_0^{\hbar\omega_{D,S}} dE \tanh\left(\frac{E}{2k_B T_c}\right) \text{Im}(\theta), \quad (7)$$

where $\theta'' = \partial^2\theta/\partial x^2$. Equations (3,4) are unchanged. Equation (5) becomes

$$R_B \sigma_{S'} \theta'_{S'} = \theta_S - \theta_{S'}, \quad (8)$$

where $\theta' = \partial\theta/\partial x$.

Using the Usadel equations and the boundary conditions, one can straightforwardly show that there is a single resulting T_c across a thin-film multilayer: Appendix A.

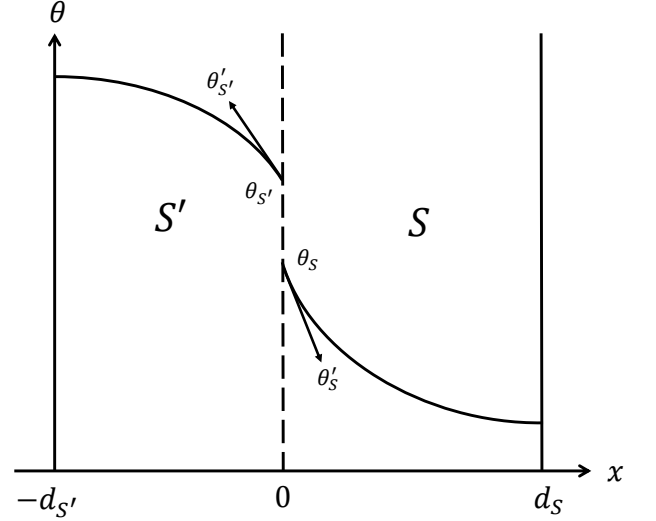


FIG. 1. Plot of bilayer superconductor parametrization function θ against position x for a $S' - S$ bilayer.

C. Bilayer T_c calculations

We refer to the geometry shown in figure 1. The interface gradients are given by

$$\theta'_{S'} = d_{S'} \theta''_{S'} = -\frac{2d_{S'}}{\hbar D_{S'}} (\Delta_{S'} + iE\theta_{S'}) \quad (9)$$

$$\theta'_S = -d_S \theta''_S = \frac{2d_S}{\hbar D_S} (\Delta_S + iE\theta_S) \quad (10)$$

where the gradient is zero at the open boundaries due to equation (3). Formulae for $\theta''_{S'}$ and θ''_S are given by rearrangement of equation (6).

The BCs, equations (4, 5), give

$$\begin{aligned} -\sigma_{S'} \frac{2d_{S'}}{\hbar D_{S'}} (\Delta_{S'} + iE\theta_{S'}) &= \sigma_S \frac{2d_S}{\hbar D_S} (\Delta_S + iE\theta_S) \\ &= \frac{1}{R_B} (\theta_S - \theta_{S'}). \end{aligned} \quad (11)$$

Here we introduce a convenient physical constant

$$C_S = \frac{2d_S R_B \sigma_S}{\hbar D_S}. \quad (12)$$

Equation (11) is used to express $\theta_S, \theta_{S'}$ in terms of $\Delta_S, \Delta_{S'}$

$$\theta_S = -\frac{C_S \Delta_S + C_{S'} \Delta_{S'} - iEC_{S'} C_S \Delta_S}{iEC_S + iEC_{S'} + E^2 C_S C_{S'}} \quad (13)$$

$$\theta_{S'} = -\frac{C_S \Delta_S + C_{S'} \Delta_{S'} - iEC_{S'} C_S \Delta_{S'}}{iEC_S + iEC_{S'} + E^2 C_S C_{S'}}. \quad (14)$$

Taking the imaginary parts

$$\text{Im}(\theta_S) = (f_1 C_S + f_2) \Delta_S + f_1 C_{S'} \Delta_{S'} \quad (15)$$

$$\text{Im}(\theta_{S'}) = (f_1 C_{S'} + f_2) \Delta_{S'} + f_1 C_S \Delta_S, \quad (16)$$

where

$$f_1 = \frac{E(C_S + C_{S'})}{(E^2 C_S C_{S'})^2 + E^2 (C_S + C_{S'})^2} \quad (17)$$

$$f_2 = \frac{E^3 C_S^2 C_{S'}^2}{(E^2 C_S C_{S'})^2 + E^2 (C_S + C_{S'})^2}. \quad (18)$$

Substituting equations (15,16) into equation (7), we have results of the form

$$\Delta_S = [A\Delta_S + B\Delta_{S'}] \quad (19)$$

$$\Delta_{S'} = [A'\Delta_{S'} + B'\Delta_S], \quad (20)$$

which yields a single equation for T_c that is readily solved numerically

$$1 = [A + A' - AA' + BB']. \quad (21)$$

Here A, B, A', B' are functions of T_c , and are given by

$$A = N_S V_{0,S} \int_0^{\hbar\omega_{D,S}} dE \tanh\left(\frac{E}{2k_B T_c}\right) (f_1 C_S + f_2) \quad (22)$$

$$B = N_S V_{0,S} \int_0^{\hbar\omega_{D,S}} dE \tanh\left(\frac{E}{2k_B T_c}\right) (f_1 C_{S'}) \quad (23)$$

$$A' = N_{S'} V_{0,S'} \int_0^{\hbar\omega_{D,S'}} dE \tanh\left(\frac{E}{2k_B T_c}\right) (f_1 C_{S'} + f_2) \quad (24)$$

$$B' = N_{S'} V_{0,S'} \int_0^{\hbar\omega_{D,S'}} dE \tanh\left(\frac{E}{2k_B T_c}\right) (f_1 C_S). \quad (25)$$

Practically, $N_{S,S'}$ and $\omega_{D,S,S'}$ are obtained from collated material properties, and $V_{0,S,S'}$ is obtained from the BCS equation [38]

$$k_B T_{c,S,S'} = 1.134 \hbar\omega_{D,S,S'} \exp\left(\frac{-1}{N_{S,S'} V_{0,S,S'}}\right) \quad (26)$$

where $T_{c,S,S'}$ are the measured homogeneous critical temperatures of S and S' layer materials.

Using the above results for $S - S'$ bilayers, and setting the superconductor interaction potential of S' layer $V_{0,S'} = 0$, one can recover the results previously derived by Martinis *et al.* [10] for $S - N$ bilayers. This confirms our scheme of analysis for general $S - S'$ bilayers in the $S - N$ limit. Analytical results for $S - S'$ bilayers can be obtained in the clean limit where the interface is perfectly transmissive, i.e. $R_B = 0$. This result is presented in Appendix B.

D. Extension to trilayer and multilayer systems

In general, there are two types of trilayer systems: 1. The T_c of middle layer is higher / lower than that of both side layers; 2. The T_c of middle layer is between that of the side layers.

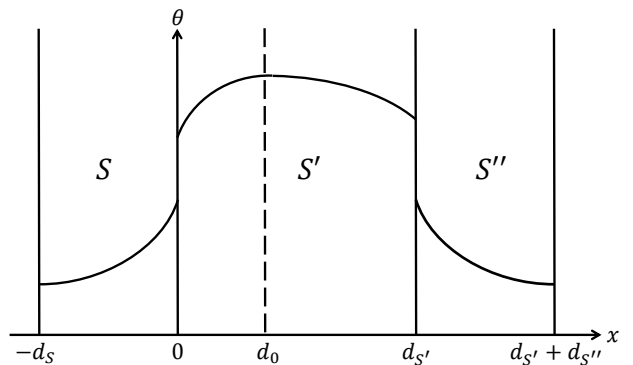


FIG. 2. Plot of bilayer superconductor parametrization function θ against position x for a trilayer, where the middle layer has higher T_c compared to both side layers.

For the first case, there exist a θ maximum/minimum, where $\theta' = 0$. Recognizing that $\theta' = 0$ is also the open interface boundary condition, we can divide the trilayer into 2 bilayers. As shown in figure 2, the maximum/minimum location of a $S - S' - S''$ trilayer is denoted as d_0 . Thus the left $S - S'$ equivalent bilayer has thicknesses d_S and d_0 respectively, and the right $S' - S''$ equivalent bilayer has thicknesses $d_{S'} - d_0$, and $d_{S''}$ respectively. Equation (21) in the previous section attains the form

$$F_L(d_0, T_c) = 1, \text{ and} \quad (27)$$

$$F_R(d_0, T_c) = 1, \quad (28)$$

where $F_L(d_0, T_c) = 1$ is the analogue of equation (21) in the left $S - S'$ equivalent bilayer, $F_R(d_0, T_c) = 1$ is the analogue of equation (21) in the right $S' - S''$ equivalent bilayer, and each has solution that traces out a curve of T_c as a function of d_0 . The intersection between the two $T_c(d_0)$ curves gives the solution for the overall device T_c . In practice, the coupled pair of equations (27,28) can be solved using a standard numerical solver.

The virtue of the above analysis is that it can be straightforwardly extended to a general N-layer system where the maxima/minima of θ can be found in all middle layers. For a general N-layer system, there are N-2 middle layers and as a result N-1 equivalent bilayers. Denote d_i as the extremal point of the i-th middle bilayer. There are thus N-1 unknowns (N-2 values of d_i and T_c), and N-1 analogues of equation (21). This system can also be solved using a standard numerical solver.

For the second case of a $S - S' - S''$ trilayer without maximum/minimum in the middle layer, as shown in figure 3, we need to connect the left and right inner boundaries via

$$\theta'_{S',R} = \theta'_{S',L} + d_{S'} \theta''_{S'} \quad (29)$$

$$= \theta'_{S',L} - \frac{2d_{S'}}{\hbar D_{S'}} (\Delta_{S'} + iE\theta_{S'}). \quad (30)$$

Using the same analysis method in section II C, θ'' above is substituted away using equation (6). Again noting that

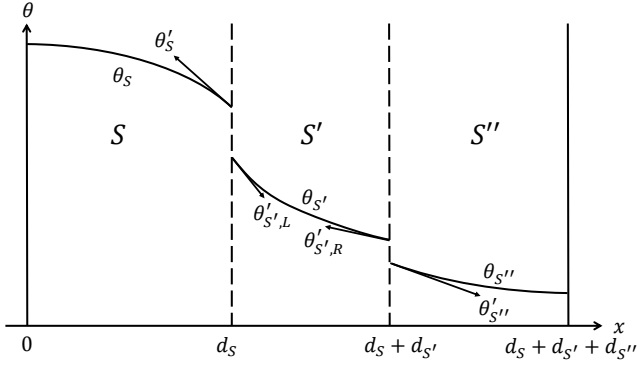


FIG. 3. Plot of bilayer superconductor parametrization function θ against position x for a trilayer, where the middle layer has T_c that is in between both side layers.

at the open boundaries, $\theta' = 0$, it can then be shown that

$$\theta'_{S',L} = -\frac{\sigma_S}{\sigma_{S'}} \frac{2d_S}{\hbar D_{S'}} (\Delta_S + iE\theta_S) \quad (31)$$

$$= \frac{1}{\sigma_{S'} R_B} (\theta_{S'} - \theta_S) \quad (32)$$

$$\theta'_{S',R} = \frac{\sigma_{S''}}{\sigma_{S'}} \frac{2d_{S''}}{\hbar D_{S''}} (\Delta_{S''} + iE\theta_{S''}) \quad (33)$$

$$= \frac{1}{\sigma_{S'} R_B} (\theta_{S''} - \theta_{S'}). \quad (34)$$

From the above set of equation, $\theta_{S,S',S''}$ can be expressed in terms of $\Delta_{S,S',S''}$ through simple rearrangements. These can then be substituted into equation (7), linking $\Delta_{S,S',S''}$ with each other. After these manipulations, we now have three unknowns (Δ_S , $\Delta_{S'}$, and $\Delta_{S''}$) and three equations. Through some algebraic cancelling, a final equation of the form $F_{\text{tri}}(T_c) = 1$, akin to equation (21), can again be obtained.

The same procedure can be employed for higher-order multilayer systems. For each additional middle layer S' , five new unknowns are introduced ($\theta_{S'}$, $\theta'_{S',L}$, $\theta'_{S',R}$, $\theta''_{S'}$ and $\Delta_{S'}$). These five unknowns are compensated by one more analogue of equation (6), one more geometry equation linking $\theta'_{S',L}$ and $\theta'_{S',R}$, one more self-consistency equation linking $\theta_{S'}$ and $\Delta_{S'}$, and two more boundary conditions.

III. EXPERIMENTAL RESULTS

A. Fabrication Details

Films were deposited onto 50 mm diameter Si wafers by DC magnetron sputtering at a base pressure of 2×10^{-10} Torr or below. Ti films were deposited at ambient temperature and Al films were deposited after substrate cooling to liquid nitrogen temperatures. Bilayer Ti-Al films were deposited without breaking vacuum. Titanium

is deposited first for all bilayers studied. The wafers were diced into 13.5×7.5 mm samples and electrical contacts were made to the unpatterned films in a 4-wire geometry using Al wirebonds. The samples were attached to the cold stage of a dilution refrigerator and the temperature was monitored using a calibrated ruthenium oxide thermometer. Resistance measurements were made with an AC resistance bridge with bias currents of 3 or 30 μA .

B. T_c Measurements

TABLE I. Table of material properties.

	Aluminium	Titanium
T_c (K)	1.20 ^a	0.550 ^b , 0.588 ^c
σ_N ($/\mu\Omega\text{m}$) ^d	132 ^a	5.88 ^a
RRR ^e	5.5 ^a	3.5 ^a
N_0 ($10^{47}/\text{J m}^3$)	1.45 ^f	1.56 ^f
D (m^2s^{-1})	35 ^g	1.5 ^g
ξ (nm)	189 ^h	57 ^h
Θ_D (K)	423 ⁱ	426 ⁱ

^a Measured.

^b Measured for the first set of measurements in December 2017.

^c Measured for the second set of measurements in May 2018.

^d σ_N is the normal state conductivity.

^e RRR is the residual resistivity ratio.

^f N_0 is the normal state electron density of states, and is calculated from the free electron model [39].

^g Diffusivity constant D is calculated using $D_s = \sigma_{N,s}/(N_{0,s}e^2)$ [10].

^h Coherence length ξ is calculated using $\xi_s = [\hbar D_s / (2\pi k_B T_c)]^{1/2}$ [15], where k_B is the Boltzmann constant.

ⁱ Θ_D is the Debye temperature, and is given by $k_B \Theta_D = \hbar \omega_D$. Values are taken from [40].

Two sets of measurements were taken. The first set of measurements was performed in late 2017 for 7 Ti-Al bilayers with d_{Al} ranging from 0 nm–125 nm. The second set of measurements was performed 6 months later for 4 Ti-Al bilayers with d_{Al} ranging from 0 nm–400 nm. d_{Ti} is fixed at 100 nm for both sets of measurements. To account for slight variations in the sputtering system, we measure $T_{c,\text{Ti}}$ for each set of measurements. The value of $T_{c,\text{Ti}}$ from the second set of measurements is 7% higher than that from the first.

The results of bilayer T_c measurements are shown in figure 4, plotted against d_{Al} . Diamonds indicate Ti-Al bilayers measured in December 2017. Crosses indicate Ti-Al bilayers measured in May 2018. The dashed, blue line is the theory plot for diamonds, and is calculated with $R_B = (0_{-0}^{+1}) \times 10^{-16} \Omega\text{m}^2$, $T_{c,\text{Ti}} = 0.55$ K. The best-fit value of R_B is obtained by minimizing the squared-error between the model and the data, and the uncertainty indicates the value of R_B where the squared-error increases by a factor of $1/e$, where e is Euler's number. The dashed, red line is the theory plot for crosses, and is calculated with $R_B = (0_{-0}^{+4}) \times 10^{-17} \Omega\text{m}^2$, $T_{c,\text{Ti}} = 0.588$ K. The theory plots are generated using the physical parameters listed in Table I. The values of R_B are small for

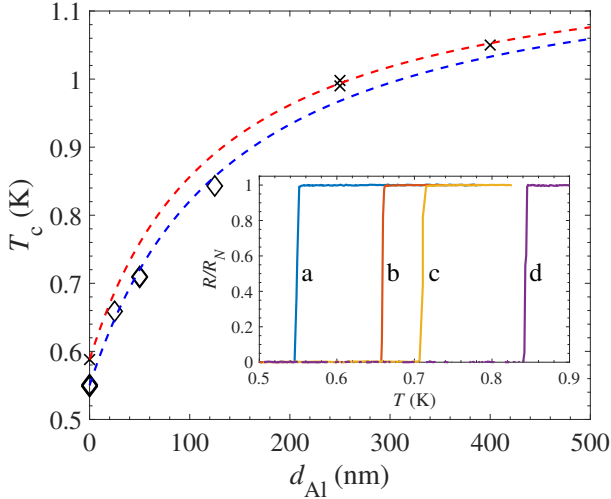


FIG. 4. Plot of superconducting transition temperature T_c versus Al thickness d_{Al} , for fixed Ti thickness $d_{\text{Ti}} = 100$ nm. Diamonds indicate Ti-Al bilayers measured in December 2017. Crosses indicate Ti-Al bilayers measured in May 2018. The dashed, blue line is the theory plot for diamonds, and is calculated with $R_B = (0_{-0}^{+1}) \times 10^{-16} \Omega\text{m}^2$, $T_{c,\text{Ti}} = 0.55$ K. The dashed, red line is the theory plot for crosses, and is calculated with $R_B = (0_{-0}^{+4}) \times 10^{-17} \Omega\text{m}^2$, $T_{c,\text{Ti}} = 0.588$ K. Inset: normalized resistance R/R_N versus temperature for solid lines (a) $d_{\text{Al}} = 0$ nm Ti-Al bilayer, (b) $d_{\text{Al}} = 25$ nm Ti-Al bilayer, (c) $d_{\text{Al}} = 50$ nm Ti-Al bilayer, and (d) $d_{\text{Al}} = 125$ nm Ti-Al bilayer. Here R is measured resistance, and R_N is measured the normal state resistance.

both theory plots, and indicate that our deposition technique achieves very clean layer interfaces consistently. Given that the deposited bilayer interfaces are consistently very clean ($R_B \approx 0 \Omega\text{m}^2$), and that we have measured both $T_{c,\text{Ti}}$ and $T_{c,\text{Al}}$ for each set of measurements, our theory plots are effectively generated without free parameter. The measured T_c values of Ti-Al bilayers demonstrate good agreement with the theoretical plot, with $\chi^2 = 1 \times 10^{-3}$ for the December 2017 dataset, and $\chi^2 = 4 \times 10^{-5}$ for the May 2018 dataset. This close agreement between theory and measurements lends confidence to the validity of our analysis scheme. Multiple measurements of three $d_{\text{Al}} = 0$ nm bilayers (diamond data points) overlay closely with each other, demonstrating the reproducibility of our depositions. Similar closeness of measured T_c is observed in the two $d_{\text{Al}} = 50$ nm bilayers. The inset shows the normalized resistance R/R_N versus temperature for solid lines (a) $d_{\text{Al}} = 0$ nm Ti-Al bilayer, (b) $d_{\text{Al}} = 25$ nm Ti-Al bilayer, (c) $d_{\text{Al}} = 50$ nm Ti-Al bilayer, and (d) $d_{\text{Al}} = 125$ nm Ti-Al bilayer. R is the measured resistance, and R_N is the normal state resistance just above T_c . These bilayers display sharp superconducting state transitions, typically having transition widths $\Delta T \sim 3$ mK.

IV. CONCLUSIONS

In this paper, we have described a general analysis of thin-film multilayer T_c , using the diffusive-limit Usadel equations. We performed a derivation of T_c for a general thin-film $S - S'$ bilayer. We have described methods of extending this calculation to general thin-film trilayers and multilayers. Our model for $S - S'$ bilayer reduces to previous results in [10] when the T_c of S' layer is set to zero. Our model is easy to implement and computationally fast. We find a five order-of-magnitude reduction in T_c calculation time compared to solving the full Usadel equations as presented in [12]. Our experimental measurements of Ti-Al bilayer T_c demonstrate good agreement with predictions from our model, thereby enabling our analysis method to be incorporated in the design of superconducting multilayer devices. Work is currently being conducted to extract R_B of multilayers with less transmissive boundaries using our model, and is proving successful.

Appendix A: Critical temperature across layers

We consider a $S - S'$ bilayer whilst relaxing the assumption of a single *resulting* T_c . We define $T_{c,1}$ and $T_{c,2}$ to be the *resulting* critical temperature of layer S and S' respectively. Without loss of generality, we can order the layer notation such that $T_{c,1} < T_{c,2}$.

In layer S , at $T > T_{c,1}$, by definition of the critical temperature,

$$\Delta_S = 0 \quad (\text{A1})$$

$$\theta_S = 0. \quad (\text{A2})$$

Using equation (6), we deduce $\theta_S'' = 0$. In the case of thin films, we have $\theta_S' = d_S \theta_S'' = 0$. In layer S' , BC equation (4) ensures that $\theta_{S'}' = 0$, and equation (8) ensures that $\theta_{S'} = 0$.

Thus if layer S is in the normal state, layer S' is also in the normal state, i.e. if $T > T_{c,1}$, then $T > T_{c,2}$. From the ordering of the layers, $T_{c,1} < T_{c,2}$, we thus conclude that $T_{c,1} = T_{c,2} = T_c$, i.e. there is a single T_c across the entire device. The above argument can be extended to a general thin-film multilayer to show that there is a single T_c across the entire multilayer. This can be done by repeatedly applying equation (4, 8) across each layer interface.

In this case of metamaterials made up of thin periodic multilayers, this phenomenon of a single resulting T_c has been observed experimentally in [41].

Appendix B: Analytical bilayer solution in the clean limit

The clean interface limit is when $R_B = 0$. Using equation (8), the clean limit implies that $\theta_S = \theta_{S'}$. Here we

introduce another convenient constant

$$G_S = \frac{2d_S\sigma_S}{\hbar D_S}. \quad (\text{B1})$$

Equation (11) is used to express $\theta_S, \theta_{S'}$ in terms of $\Delta_S, \Delta_{S'}$

$$\theta_S = i \text{Im}(\theta_S) = \theta_{S'} = i \text{Im}(\theta_{S'}) \quad (\text{B2})$$

$$= i \frac{1}{E} \frac{G_S \Delta_S + G_{S'} \Delta_{S'}}{G_S + G_{S'}}. \quad (\text{B3})$$

Substituting the above equations into equation (7), we again have results of the form

$$\Delta_S = [A\Delta_S + B\Delta_{S'}] \quad (\text{B4})$$

$$\Delta_{S'} = [A'\Delta_{S'} + B'\Delta_S]. \quad (\text{B5})$$

We can simplify coefficients A, B, A', B' immensely due to the simple $1/E$ dependence of $\text{Im}(\theta_S)$ and $\text{Im}(\theta_{S'})$. We note that

$$\int_0^{\hbar\omega_D} dE \frac{1}{E} \tanh\left(\frac{E}{2k_B T_c}\right) = \int_0^{\frac{\Theta_D}{2T_c}} dx \frac{1}{x} \tanh(x) \quad (\text{B6})$$

$$\approx \ln\left(\frac{2e^\gamma}{\pi} \frac{\Theta_D}{T_c}\right), \quad (\text{B7})$$

where $\gamma \approx 0.57721$ is the EulerMascheroni constant. The logarithmic approximation to the integral is valid in the regime that $\Theta_D/(2T_c) \gg 1$.

We define another convenient constant $K = \frac{2e^\gamma}{\pi}$. Using

the BCS result

$$\frac{1}{N_S V_{0,S}} = \int_0^{\hbar\omega_{D,S}} dE \frac{1}{E} \tanh\left(\frac{E}{2k_B T_{c,S}}\right) \quad (\text{B8})$$

$$= \ln\left(K \frac{\Theta_{D,S}}{T_{c,S}}\right), \quad (\text{B9})$$

we can explicitly find the coefficients

$$A = \frac{G_S}{G_S + G_{S'}} \ln\left(K \frac{\Theta_{D,S}}{T_c}\right) / \ln\left(K \frac{\Theta_{D,S}}{T_{c,S}}\right) \quad (\text{B10})$$

$$B = \frac{G_{S'}}{G_S + G_{S'}} \ln\left(K \frac{\Theta_{D,S}}{T_c}\right) / \ln\left(K \frac{\Theta_{D,S}}{T_{c,S}}\right) \quad (\text{B11})$$

$$A' = \frac{G_{S'}}{G_S + G_{S'}} \ln\left(K \frac{\Theta_{D,S'}}{T_c}\right) / \ln\left(K \frac{\Theta_{D,S'}}{T_{c,S'}}\right) \quad (\text{B12})$$

$$B' = \frac{G_S}{G_S + G_{S'}} \ln\left(K \frac{\Theta_{D,S'}}{T_c}\right) / \ln\left(K \frac{\Theta_{D,S'}}{T_{c,S'}}\right). \quad (\text{B13})$$

By substituting the above coefficients into equations (B4,B5), the following formula for T_c can be readily obtained

$$T_c = \exp\left\{\frac{H_S \ln(K\Theta_{D,S}) + H_{S'} \ln(K\Theta_{D,S'}) - 1}{H_S + H_{S'}}\right\}, \quad (\text{B14})$$

where

$$H_S = \frac{G_S}{G_S + G_{S'}} / \ln\left(K \frac{\Theta_{D,S}}{T_{c,S}}\right) \quad (\text{B15})$$

$$H_{S'} = \frac{G_{S'}}{G_S + G_{S'}} / \ln\left(K \frac{\Theta_{D,S'}}{T_{c,S'}}\right). \quad (\text{B16})$$

* sz311@cam.ac.uk

¹ Irwin K D 1995 *Appl. Phys. Lett.* **66** 1998–2000 (*Preprint* <https://doi.org/10.1063/1.113674>)

² Day P K, LeDuc H G, Mazin B A, Vayonakis A and Zmuidzinas J 2003 *Nature* **425** 817–821

³ Jarillo-Herrero P, van Dam J A and Kouwenhoven L P 2006 *Nature* **439** 953 EP –

⁴ Saira O P, Meschke M, Giazotto F, Savin A M, Möttönen M and Pekola J P 2007 *Phys. Rev. Lett.* **99**(2) 027203

⁵ Giazotto F, Peltonen J T, Meschke M and Pekola J P 2010 *Nat. Phys.* **6** 254 EP –

⁶ Zhao S, Withington S, Goldie D J and Thomas C N 2018 *Superconductor Science and Technology*

⁷ Delin K A and Kleinsasser A W 1996 *Supercond. Sci. Tech.* **9** 227

⁸ Pepe G P, Latempa R, Parlato L, Ruotolo A, Ausanio G, Peluso G, Barone A, Golubov A A, Fominov Y V and Kupriyanov M Y 2006 *Phys. Rev. B* **73**(5) 054506

⁹ Dmitiriev P N, Ermakov A B, Kovalenko A G, Koshelets V P, Iosad N N, Golubov A A and Kupriyanov M Y 1999 *IEEE T. Appl. Supercon.* **9** 3970–3973

¹⁰ Martinis J M, Hilton G, Irwin K and Wollman D 2000

Nucl. Instrum. Meth. A **444** 23 – 27

¹¹ Catalano A, Goupy J, le Sueur H, Benoit A, Bourrion O, Calvo M, D’addabbo A, Dumoulin L, Levy-Bertrand F, Macias-Perez J, Marnieros S, Ponthieu N and Monfardini A 2015 *Astron. Astrophys.* **580** A15

¹² Zhao S, Goldie D J, Withington S and Thomas C N 2018 *Supercond. Sci. Tech.* **31** 015007

¹³ Kaplan S B 1979 *J. Low Temp. Phys.* **37** 343–365

¹⁴ Cardani L, Casali N, Cruciani A, le Sueur H, Martinez M, Bellini F, Calvo M, Castellano M G, Colantoni I, Cosmelli C, D’addabbo A, Domizio S D, Goupy J, Minutolo L, Monfardini A and Vignati M 2018 *Superconductor Science and Technology* **31** 075002

¹⁵ Brammertz G, Poelaert A, Golubov A A, Verhoeve P, Peacock A and Rogalla H 2001 *J. Appl. Phys.* **90** 355–364

¹⁶ Miao W, Zhang W, Zhou K M, Gao H, Zhang K, Duan W Y, Yao Q J, Shi S C, Delorme Y and Lefevre R 2017 *IEEE T. Appl. Supercon.* **27** 1–4

¹⁷ Kushnir, V N, Prischepa, S L, Cirillo, C and Attanasio, C 2006 *Eur. Phys. J. B* **52** 9–14

¹⁸ Anderson P 1959 *J. Phys. Chem. Solids* **11** 26 – 30

¹⁹ Radović Z, Ledvij M and Dobrosavljević-Grujić L 1991

- Phys. Rev. B* **43**(10) 8613–8616
- ²⁰ Khusainov M G 1991 *J. Exp. Theor. Phys.* **53** 579
 - ²¹ Golubov A A 1994 Proximity effect in dirty n/s multilayers
 - ²² Fominov Y V and Feigel'man M V 2001 *Phys. Rev. B* **63**(9) 094518
 - ²³ Chervenak J, Finkbeiner F, Stevenson T, Talley D, Brekosky R, Bandler S, Figueroa-Feliciano E, Lindeman M, Kelley R, Saab T and Stahle C 2004 *Nucl. Instrum. Meth. A* **520** 460 – 462 proceedings of the 10th International Workshop on Low Temperature Detectors
 - ²⁴ Ali Z A, Drury O B, Cunningham M F, Chessier J M, Barbee T W and Friedrich S 2005 *IEEE T. Appl. Supercon.* **15** 526–529
 - ²⁵ Sadleir J E, Smith S J, Robinson I K, Finkbeiner F M, Chervenak J A, Bandler S R, Eckart M E and Kilbourne C A 2011 *Phys. Rev. B* **84**(18) 184502
 - ²⁶ Blois A, Rozhko S, Hao L, Gallop J C and Romans E J 2013 *J. Appl. Phys.* **114** 233907 (*Preprint* <https://doi.org/10.1063/1.4843856>)
 - ²⁷ Wang G, Beeman J, Chang C L, Ding J, Drobizhev A, Fujikawa B K, Han K, Han S, Hennings-Yeomans R, Karapetrov G, Kolomensky Y G, Novosad V, O'Donnell T, Ouellet J L, Pearson J, Sheff B, Singh V, Wagaarachchi S, Wallig J G and Yefremenko V G 2017 *IEEE T. Appl. Supercon.* **27**
 - ²⁸ Brammertz G, Golubov A A, Verhoeve P, den Hartog R, Peacock A and Rogalla H 2002 *Appl. Phys. Lett.* **80** 2955–2957
 - ²⁹ Qing-Ya Z, Tian-Shun W, Jian-She L, Wen-Hui D, Gen-Fang H, Tie-Fu L, Xing-Xiang Z and Wei C 2014 *Chinese Phys. B* **23** 118502
 - ³⁰ Lolli L, Taralli E, Portesi C, Rajteri M and Monticone E 2016 *Sensors* **16**
 - ³¹ Ivry Y, Surick J J, Barzilay M, Kim C S, Najafi F, Kalfon-Cohen E, Dane A D and Berggren K K 2017 *Nanotechnology* **28** 435205
 - ³² Xiong W, Ying L, Wu Y, Ren J, Peng W and Wang Z 2017 *IEEE Transactions on Applied Superconductivity* **27** 1–4
 - ³³ Posada C M, Ade P A R, Ahmed Z, Anderson A J, Austermann J E, Avva J S, Thakur R B, Bender A N, Benson B A, Carlstrom J E, Carter F W, Cecil T, Chang C L, Cliche J F, Cukierman A, Denison E V, de Haan T, Ding J, Divan R, Dobbs M A, Dutcher D, Everett W, Foster A, Gannon R N, Gilbert A, Groh J C, Halverson N W, Harke-Hosemann A H, Harrington N L, Henning J W, Hilton G C, Holzapfel W L, Huang N, Irwin K D, Jeong O B, Jonas M, Khaire T, Kofman A M, Korman M, Kubik D, Kuhlmann S, Kuo C L, Lee A T, Lowitz A E, Meyer S S, Michalik D, Miller C S, Montgomery J, Nadolski A, Natoli T, Nguyen H, Noble G I, Novosad V, Padin S, Pan Z, Pearson J, Rahlin A, Ruhl J E, Saunders L J, Sayre J T, Shirley I, Shirokoff E, Smecher G, Sobrin J A, Stan L, Stark A A, Story K T, Suzuki A, Tang Q Y, Thompson K L, Tucker C, Vale L R, Vanderlinde K, Vieira J D, Wang G, Whitehorn N, Yefremenko V, Yoon K W and Young M R 2018 *J. Low Temp. Phys.*
 - ³⁴ Usadel K D 1970 *Phys. Rev. Lett.* **25** 507–509
 - ³⁵ Golubov A A, Kupriyanov M Y and Il'ichev E 2004 *Rev. Mod. Phys.* **76** 411–469
 - ³⁶ Vasenko A S, Golubov A A, Kupriyanov M Y and Weides M 2008 *Phys. Rev. B* **77** 134507
 - ³⁷ Kupriyanov M Y and Lukichev V F 1988 *Sov. Phys. JETP* **67** 1163
 - ³⁸ Tinkham M 1994 *Introduction to Superconductivity* 2nd ed (New York: McGraw-Hill)
 - ³⁹ Ashcroft N and Mermin N 1976 *Solid State Physics* (Philadelphia: Saunders College)
 - ⁴⁰ Gladstone G, Jensen M A and Schrieffer J R 1969 *Superconductivity in the transition metals: theory and measurement* *Superconductivity* ed Parks R D (New York: Marcel Dekker) pp 665–816
 - ⁴¹ Smolyaninova V N, Jensen C, Zimmerman W, Prestigiacomo J C, Osofsky M S, Kim H, Bassim N, Xing Z, Qazilbash M M and Smolyaninov I I 2016 *Scientific Reports* **6** 34140 EP – article