

Online Multi-Object Tracking with Historical Appearance Matching and Scene Adaptive Detection Filtering

Young-chul Yoon Abhijeet Boragule Young-min Song Kwangjin Yoon Moongu Jeon

Gwangju Institute of Science and Technology

123 Cheomdangwagi-ro, Buk-gu, Gwangju, 61005, South Korea

{zerometal9268, abhijeet, sym, yoon28, mgjeon}@gist.ac.kr

Abstract

In this paper, we propose the methods to handle temporal errors during multi-object tracking. Temporal error occurs when objects are occluded or noisy detections appear near the object. In those situations, tracking may fail and various errors like drift or ID-switching occur. It is hard to overcome temporal errors only by using motion and shape information. So, we propose the historical appearance matching method and joint-input siamese network which was trained by 2-step process. It can prevent tracking failures although objects are temporally occluded or last matching information is unreliable. We also provide useful technique to remove noisy detections effectively according to scene condition. Tracking performance, especially identity consistency, is highly improved by attaching our methods.

1. Introduction

Current paradigm of multi-object tracking is tracking by detection approach. Most trackers assume that detections are already given and focus on labeling each detection with specific ID. This labeling process is basically done by data association. For online tracker, the data association problem could be simplified to the bipartite matching problem and the hungarian algorithm has frequently been adopted to solve it. Before solving the data association problem, a cost matrix has to be defined. Each element of the cost matrix is the measure of affinity(similarity) between specific object and detection(observation). Because the data association simply finds 1-to-1 matches on cost matrix, it is important to derive accurate affinity scores for better performance.

Motion is a basic factor of affinity. Motion is the only information that we can guess in a simple tracking environment(e.g. tracking dots, which are signals from specific objects like ship or airplane, on 2D field). The kalman filter has frequently been adopted for motion modeling. It can model temporal errors by adaptively predicting and up-



Figure 1: Example of temporal errors. ACF detector creates noisy detections which include several objects simultaneously or only a small part of object. Also, a lot of temporal occlusions occur because of complex scene condition

dating the positions of objects according to tracking condition. But it is insufficient to track objects in more complex situation. Scenes taken directly from RGB camera contain a lot of difficulties. As described in Figure 1(temporal occlusion), objects are occluded by other objects and obstacles which exist on the scene. To overcome this, we can exploit appearance information. There have been many works [2, 1, 7, 10, 8] which tried to derive accurate appearance affinity. Several works [2, 7] tried to design appearance model without using deep neural network(DNN). Those trackers achieved better performance but couldn't significantly improve the performance. Along rapid development of deep learning, several works [1, 10, 8] tried to apply DNN to calculating appearance affinity. Most of those works [1, 10] used the siamese network to calculate the affinity score. Although siamese network has a strong discriminating power, it can only see cropped patches which contain limited information. If imperfect detectors [3, 4] are used to extract detections, detections themselves contain inaccurate information. Those detections are ambiguous as described in Figure 1(noisy detections) and may lead to inaccurate appearance affinity.

We propose several methods to tackle aforementioned problems(noisy detections, temporal occlusion). First, it is hard to match a object to an observation when the recent object appearance is ambiguous. To break this, we save reliable historical appearances. From the support of reliable historical appearances, we can get an accurate affinity

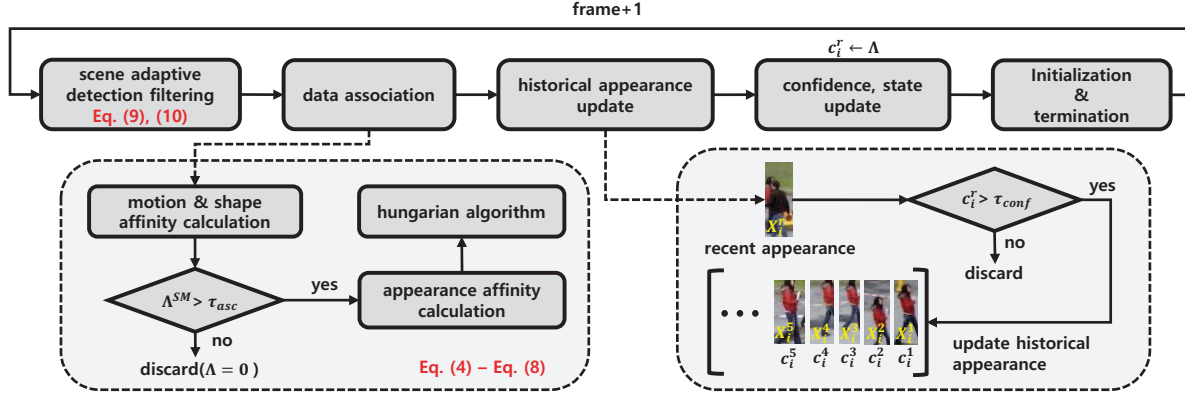


Figure 2: Our tracking framework.

score even in ambiguous situation. And it is necessary to reduce noisy detections as much as possible for better performance. Many trackers have used a constant detection threshold(e.g. 30) for all sequences. Instead of using a constant threshold, we propose a method to decide the detection threshold according to a scene condition. In our best knowledge, this is the first work that considers to filter out detections according to a scene condition. In summary, our main contributions are:

- The proposed historical appearance matching method solves the matching ambiguity problem;
- The proposed 2-step training method with the siamese network produces the better tracking performance than training by single dataset;
- We propose a simple method to adaptively decide detection confidence threshold. It decides the threshold according to scene conditions and performs better than the constant threshold;

In the experiments section, it is proved that each of our method improves the tracking performance.

2. Proposed methods

In this section, we describe our tracking framework and proposed methods. Our framework is shown in Figure 2, and is based on the simple framework of the online multi-object tracking. It associates existing objects with observations first. Then, update the states of objects using associated observation and process birth&death of objects. Our main contribution is to designing appearance cues and pre-processing given detections. It would be explained in following sub-sections.

2.1. Affinity models

Our affinity model consists of three cues: appearance, shape and motion. The affinity matrix is calculated by multiplying scores from each cue:

$$\Lambda(i, j) = \Lambda^A(X_i, Z_j)\Lambda^S(X_i, Z_j)\Lambda^M(X_i, Z_j) \quad (1)$$

Each of A, S, M indicates appearance, shape and motion. Score from each cue is calculated as below :

$$\Lambda^S(X, Z) = \exp\left(-\xi\left\{\frac{|h_{\hat{X}} - h_Z|}{h_{\hat{X}} + h_Z} + \frac{|w_{\hat{X}} - w_Z|}{w_{\hat{X}} + w_Z}\right\}\right), \quad (2)$$

$$\Lambda^M(X, Z) = \exp(-\eta(p_Z - p_{\hat{X}})^T \Sigma^{-1} (p_Z - p_{\hat{X}}))$$

The appearance affinity score is calculated by our proposed method. It will be explained in section 2.2 and 2.3. Different from other tracking methods, we predict the state of each object X not only for motion but also for shape. Although we model motion and appearance affinities robust to error, tracking may fail because of noisy detections with the different size. We thought the kalman filter could be applied to the shape state (w, h) in a similar way to predict the motion state p . \hat{X} indicates the predicted state of the object X . We calculate the relative difference of height and width between the object and the observation. Motion affinity score is calculated by the mahalanobis distance between the position of the predicted state and the observation with the predefined covariance matrix Σ which generally works well in any scene condition.

2.2. Joint-input siamese network

There are various structures of the siamese network that we can consider to use in multi-object tracking. From experiments of the prior works [10], the joint-input siamese network outperforms other types of the siamese network. Also, it is important to set the output range between 0-1 to balance with other affinities(motion and shape). The softmax layer of the joint-input siamese network naturally set

layer	filter size	input	output
conv & bn & relu	9x9x12	128x64x6	120x56x12
max pool	2x2	120x56x12	60x28x12
conv & bn & relu	5x5x16	60x28x12	56x24x16
max pool	2x2	56x24x16	28x12x16
conv & bn & relu	5x5x24	28x12x16	24x8x24
max pool	2x2	24x8x24	12x4x24
flatten	-	12x4x24	1x1152
dense	-	1x1152	1x150
dense	-	1x150	1x2
softmax	-	1x2	1x2

Figure 3: Our joint-input siamese network structure. bn indicates batch normalization layer. Each of two final output means probability of which two inputs are identical or different.

the output range between 0-1. Our network structure is described in Figure 3. Different from the prior works, we used batch normalization [6] for better accuracy. It prevents overfitting and improves convergence so is useful to train the network with the small size of training data. Thanks to the convolutional neural network which can extract rich appearance features, ours, without historical matching, outperforms the color histogram based tracking(Figure 7(a)). We trained our network in two steps: pretrain and domain adaptation. The detail of the network training is explained in Figure 6 and Section 3.1.

2.3. Historical Appearance Matching

Because of occlusion and inaccurate detection, the object state may be unreliable. As we mentioned in Section 2.1, the shape and motion cues can handle temporal errors using the kalman filter. However, different from those cues, the size of appearance feature is huge and is hard to be modeled considering temporal errors. Before explaining our method, we revisit the method of the adaptive color histogram update. It is possible to update object color histogram adaptively according to the current matching affinity score. It can be represented as:

$$Hist_t^X = \alpha Hist_t^{\hat{X}} + (1 - \alpha) Hist_{t-1}^X \quad (3)$$

$Hist_t^X$ means the saved color histogram of object X in time t and $Hist_t^{\hat{X}}$ is the matched observation color histogram of object X in time t . The update ratio is controlled easily by α . α is large if the current matching affinity score is high and vice versa. However, the color histogram is still sensitive to change of light, background and object pose. The joint-input siamese network produces much reliable affinity score. But features can't be updated adaptively like the color histogram because input images are concatenated and jointly inferred through network. So, we propose the historical appearance matching(HAM) as following equations:

$$\Lambda^A(X_i, Z_j) = \begin{cases} siam(X_i^r, Z_j), & baseline \\ ham(X_i, Z_j), & proposed \end{cases} \quad (4)$$



Figure 4: Example of breaking ambiguity using historical appearance matching. (Black arrow): It is hard to choose the observation correspond to object among (1) and (2) because of ambiguous recent object appearance. (Red arrow): From support of historical appearance, object can be matched to correct observation (2).

The baseline method was additionally defined for comparison. X_i and Z_j are the i th object and the j th observation respectively. $Baseline(siam)$ takes score from the siamese network with two inputs: X_i^r (r indicates recently matched appearance) and Z_j . And ham is the proposed method that we designed to break confusion and ambiguity as described in Figure 4. ham is calculated as:

$$ham(X_i, Z_j) = c_i^r * siam(X_i^r, Z_j) + (1 - c_i^r) \sum_{n=1}^{N_i^h} (w_i^n * siam(X_i^n, Z_j)) \quad (5)$$

where c_i^r is the recent matching confidence(affinity) of the object. Relative weights of two terms in the equation are controlled by c_i^r . If the recent matching is unreliable($c_i^r \downarrow$), the second term(reliable historical appearances) takes bigger portion in the appearance affinity and vice versa. N_i^h is a number of the saved historical appearances of the object X_i . w_i^n is the relative weight of X_i^n (n -th historical appearance of object X_i). It is defined as:

$$w_i^n = \frac{c_i^n}{\sum_{k=1}^{N_i^h} c_i^k} \quad (6)$$

Each weight of historical appearance is calculated by dividing its matching confidence(c_i^n) by sum of all matching confidences. c_i^k indicates the affinity score(Λ) of X_i at the time that the k -th historical appearance is matched with X_i . So, the sum of all w_i^n becomes 1. And naturally, this assures that ham is in range 0-1. As described in Figure 2, historical appearance of each object is updated when the matching appearance is bigger than τ_{conf} (0.6). We maintain the maximum number of historical appearances to be not more than 10 and the oldest one to be within 15 from the current frame.

2.4. Gating Technique

Processing the siamese network could be a time bottleneck. To reduce processing time, we applied a simple but

efficient gating technique from our previous work [17]. Before calculating the appearance affinity, we create shape and motion affinity matrices using Eq. 2:

$$\Lambda^{SM}(i, j) = \Lambda^S(X_i, Z_j)\Lambda^M(X_i, Z_j), \quad (7)$$

$$\forall i \in \{1, \dots, N_X\}, \forall j \in \{1, \dots, N_Z\}$$

where N is the total number of object(X) or observation(Z). Then, we calculate the final affinity matrix as:

$$\Lambda(i, j) = \begin{cases} \Lambda^{SM}(i, j)\Lambda^A(X_i, Z_j), & \text{if } \Lambda^{SM}(i, j) > \tau_{asc} \\ 0, & \text{else} \end{cases} \quad (8)$$

The final affinity matrix is simply calculated by multiplying appearance affinities when Λ^{SM} is larger than τ_{asc} which is the pre-defined association threshold. Although the object and observation are associated by the hungarian algorithm, those with affinity, smaller than τ_{asc} , are ignored. So, we only calculate the appearance affinity for pairs which have Λ^{SM} larger than τ_{asc} . This can save processing time a lot.

2.5. Scene Adaptive Detection Filtering

In public benchmarks[11, 13], detections, extracted by ACF [3] or DPM [4], are given as default. Both ACF and DPM are not the state-of-the-art detectors and make a lot of false-positive, false-negative errors. So, it is necessary to filter out noisy detections for better performance. It is common to filter out noisy detections using given detection confidences which are also produced by detector. A lot of previous works simply filter out detections which have lower confidences than the pre-defined constant threshold τ_{const} . However, the distribution of detection confidence is variable depending on tracking environment. We show an example in Figure 5. The average detection confidence is high in PETS09-S2L1 which is taken by a static camera and in which sizes of objects are constant. In contrast, the average confidence is low in ETH-SUNNYDAY which is taken from a dynamic camera in highly illuminated environments and in which sizes of objects are variant. If the detection threshold(τ_{const}) is fixed to work well in PETS09-S2L1, a lot of true-positive detections are filtered out in ETH-SUNNYDAY dataset(see Figure 5(b)). Even it varies in the same scene as time flows. So, we propose a simple method to adaptively decide the threshold depending on scene as:

$$\tau_t = (1 - \rho^t)\tau_{sa} + \rho^t\tau_{const} \quad (9)$$

where τ_t is the detection threshold at the frame t . Detections with the confidence lower than τ_t are eliminated before tracking in the frame- t . The first term of the right-hand side of the equation is a scene adaptive threshold(τ_{sa}) which considers inter-scene, intra-scene difference(described in

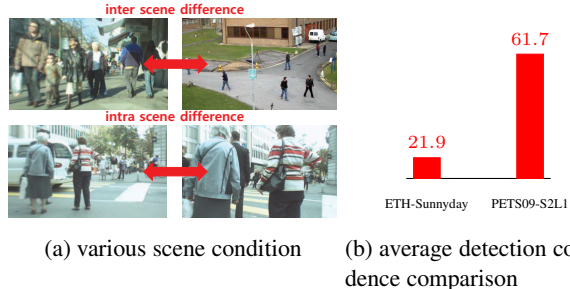


Figure 5: (a)Upper row shows different scene condition between ETH-Sunnyday and PETS09-S2L1. Lower row shows the varying scene condition between different frames of ETH-Pedcross2. (b)Comparison of average detection confidence between two scenes(ETH-Sunnyday, PETS09-S2L1)

Figure 5(a)). τ_{sa} is defined as:

$$\tau_{sa} = \arg \min_{\tau} \|(\beta P(D_t^{10} \leq \tau) + (1 - \beta)P(D_t^{all} \leq \tau)) - p_d\|^2 \quad (10)$$

Two cumulative distribution functions($P(D \leq \tau)$) of the gaussian variable(D) are combined through β . The gaussian variable($D = \mathcal{N}(\mu, \sigma)$) is derived from the average(μ) and standard deviation(σ) of detection confidences. D_t^{10} is calculated by detection confidences of recent 10 frames. Because of the reason that D_t^{10} is usually calculated by the small number of samples, D_t^{all} , calculated by all detection confidences collected until the current frame, is needed for smoothness. β controls the degree of smoothness and p_d is an important constant which decide τ_{sa} . We found that 0.4 generally works best(Figure 8(b)). The second part of Eq. 9 is the pre-defined threshold(τ_{const}). Because our tracker operates in fully online way, this pre-defined threshold is needed for first a few frames when the number of detection samples is small to calculate distribution(τ_{sa}). Its proportion(ρ^t) gets smaller as frames(t) gets bigger. We heuristically selected ρ as 0.95.

3. Experiments

In this section, we explain detail of implementation and show the improvement in tracking performance by attaching our methods one-by-one. Also, we compare the performance of our tracker with other public trackers.

3.1. Two-step siamese network training

A Network may be confused if it learns directly from tracking sequences. As described in Figure 6(2DMOT2015), there exist a lot of occluded or noisy objects which are marked as ground-truth objects. If a network trains from those samples, it may decrease the performance. For this reason, it would be better to train the net-

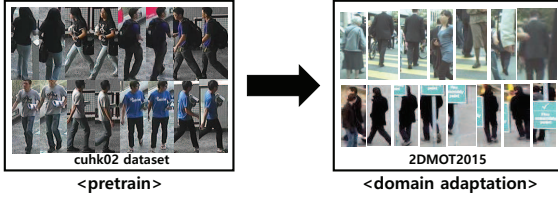


Figure 6: Our 2-step training process. CUHK02 dataset is clear so is good to learn general concept of similarity. In contrast, 2DMOT2015 contains occluded, noisy samples. Its good to learn real-world tracking situation.

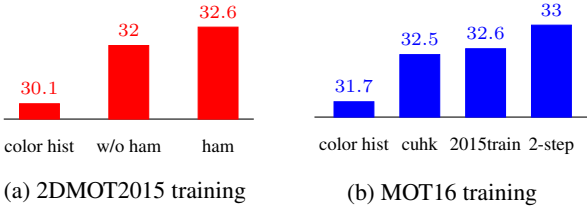


Figure 7: MOTA improvement by applying our methods. We tested the contribution of our methods on two different training dataset. In each graph, left-most bar shows the result using color-histogram based appearance model as mentioned in Eq. 3. (a)2DMOT2015 training set. The middle bar shows that our joint-input siamese network outperforms color histogram based appearance model without HAM. Right-most bar shows that performance is improved by using historical appearance matching. (b)MOT16 training set. Second and third bars from left show the result from network trained by single dataset, CUHK or 2015train. The right-most bar verify the outperforming accuracy from 2-step training

work about general concept of appearance comparison before training it with examples from real tracking sequences. We separated training process into two steps: pre-train from CUHK02 dataset and domain adaptation from tracking sequences. CUHK02 [12] was developed for the person re-identification task and contains 1816 identities each of which has 4 different samples. All images are clear and not occluded. So, this is proper dataset to learn general concept of appearance comparison. First, we trained our network with learning rate 10^{-3} for 300 epochs(training converges). In each epoch, 3000 pairs, positive:negative ratio 1:1, are trained with mini batch size 100. After pre-train, we decreased learning rate to 10^{-4} and re-train it from 2DMOT2015 training sequences in a similar way as pre-training step. Cross-entropy loss and stochastic gradient descent(SGD) optimizer are used for back-propagation.

3.2. Performance evaluation

Performance improvement: To prove the contribution of our methods in tracking performance, we provide several experimental results(Figure 7 and 8). In Figure 7, we compared results by sequentially attaching our method related

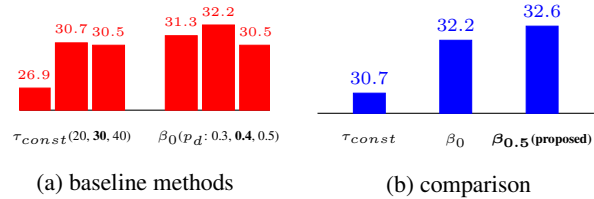


Figure 8: (a)MOTA scores in 2DMOT2015 training-set from two different kinds of detection threshold. τ_{const} : pre-defined threshold(20, 30, 40 from left to right). β_0 : special case of Eq. 10 when $\beta = 0$. This means that it doesn't consider intra scene difference. (b)MOTA score comparison between proposed method($\beta = 0.5$) and other baseline methods(τ_{const}, β_0). We chose the best score of each method in (a).

to appearance affinity. We tested on two kinds of training dataset(2DMOT2015, MOT16). In 2DMOT2015 dataset, we tested the validity of our historical appearance matching method. For the fair experiment, we used the network pre-trained from CUHK02 dataset without additional training from 2015 training-set. As you can see in Figure 7(a), It is clear that the historical appearance matching improve the overall tracking performance. In MOT16 training-set, we tested validity of the 2-step training method. As you can see in Figure 7(b), the 2-step training method shows the highest MOTA score outperforming networks which are trained from each single dataset. In Figure 8, you can find experimental results which prove necessity of scene adaptive detection filtering. We compared our MOTA score with scores from other filtering methods($\tau_{const}, \tau_t(\beta_0)$).

Comparison with other trackers: We compared our methods with several trackers on 2DMOT2015 and MOT17 benchmark. Because ID consistency metrics(IDSw, IDF1) are critically affected by False-Positive(FP) and False-Negative(FN), we carefully selected other trackers, having similar number of FP and FN with ours, to be compared. Overall comparison result is on Table 1 and Table 2. In Table 1, we provide results in 2DMOT2015 benchmark. We measured our tracker in two different ways, SADF and VisBest. In SADF, we applied our proposed scene adaptive detection filtering method($p_d = 0.3$). Although SADF doesn't show the state-of-the-art MOTA, it shows better performance than methods which don't use appearance reasoning [14, 15]. This proves the effectiveness of deep appearance feature. Also, SADF shows better ID-consistency(IDF1, IDSw) than fine-tuned baseline method [10]. IDF1 was proposed to compensate the limitation of IDSw metric. High performance in both IDF1 and IDSw metrics proves that our tracker can manage object ID consistently. In VisBest, we heuristically chose a different detection filtering threshold, visually seems best, for each sequence. VisBest removed FN a lot and produced near state-of-the-art MOTA, highest IDF1 and second-best IDSw except SADF. It is re-

Method	MOTA \uparrow	IDF1 \uparrow	IDSw \downarrow	FP \downarrow	FN \downarrow
offline					
SiameseCNN [10]	29.0	34.3	639	5160	37798
LP_SSVN [15]	25.2	34.0	646	8369	36932
online					
CDA_DDAL [1]	32.8	38.8	614	4983	35690
PHD_GSDL [5]	30.5	38.8	879	6534	35284
SCEA [16]	29.1	37.2	604	6060	36912
oICF [7]	27.1	40.5	454	7594	36757
EAMTT [14]	22.3	32.8	833	7924	38982
Ours(VisBest)	28.6	41.4	460	7485	35910
Ours(SADF)	25.2	37.8	357	7330	38275

Table 1: Comparison in 2DMOT2015 benchmark. Best(red) and runner-up(blue) scores in table are marked in bold.

Method	MOTA \uparrow	IDF1 \uparrow	IDSw \downarrow	FP \downarrow	FN \downarrow
offline					
MHT_DAM [8]	50.7	47.2	2314	22875	252889
MHT_bLSTM [9]	47.5	51.9	2069	25981	268042
online					
PHD_GSDL [5]	48.0	49.6	3998	23199	265954
EAMTT [14]	42.6	41.8	4488	30711	288474
Ours(SADF)	48.3	51.1	1871	20967	269038

Table 2: Comparison in MOT17 benchmark. We applied $\tau_{sa}(p_d = 0.3)$ for DPM and didn't apply threshold for FRCNN and SDP.

markable that ours showed far better ID-consistency than that of [10, 1] which used a similar siamese network. We guess it attributes to our historical appearance matching and two-step training method. In Table 2, we compared with a few state-of-the-art trackers in MOT17 benchmark. Ours shows competitive performance in all metrics. Even our tracker outperforms state-of-the-art LSTM based tracker [9] in MOTA and IDSw metrics.

4. Conclusion

We proposed several methods to overcome temporal errors which occur because of occlusion and noisy detections. First, we designed the joint-input siamese network for appearance matching and trained it using the 2-step training method. And we applied historical appearance matching method to break ambiguity. Finally, we tried to find an adaptive detection threshold which generally works well in all sequences. As confirmed in experiment, our tracker showed improved performance, especially in ID consistency metrics. But there is a limitation of our work. Our network only takes cropped patches as input and lacks contextual information. In our future work, we will try to exploit contextual information instead of directly cropping patches from image.

5. Acknowledgement

This work was financially supported by the ICT R&D program of MSIP/IITP [2014-0-00077, Development of

global multi-target tracking and event prediction techniques based on real-time large-scale video analysis] and Lotte Data Communication Company.

References

- [1] S.-H. Bae and K.-J. Yoon. Confidence-based data association and discriminative deep appearance learning for robust online multi-object tracking. *IEEE transactions on pattern analysis and machine intelligence*, 40(3), 2018.
- [2] A. Boragule and M. Jeon. Joint cost minimization for multi-object tracking. In *AVSS*, 2017.
- [3] P. Dollar, R. Appel, S. Belongie, and P. Perona. Fast feature pyramids for object detection. *IEEE transactions on pattern analysis and machine intelligence*, 36(8):1532–1545, Aug. 2014.
- [4] P. F. Felzenszwalb, R. B. Girshick, D. McAllester, , and D. Ramanan. Object detection with discriminatively trained part based models. *IEEE transactions on pattern analysis and machine intelligence*, 32(9), 2010.
- [5] Z. Fu, P. Feng, F. Angelini, J. A. Chambers, and S. M. Naqvi. Particle phd filter based multiple human tracking using on-line group-structured dictionary learning. *IEEE Access*, 6, 2018.
- [6] S. Ioffe and C. Szegedy. Batch normalization: Accelerating deep network training by reducing internal covariate shift. In *ICML*, 2015.
- [7] H. Kieritz, S. Becker, W. Hbner, and M. Arens. Online Multi-Person Tracking using Integral Channel Features. In *AVSS*, 2016.
- [8] C. Kim, F. Li, A. Ciptadi, and J. Rehg. Multiple Hypothesis Tracking Revisited. In *ICCV*, 2015.
- [9] C. Kim, F. Li, and J. Rehg. Multi-object Tracking with Neural Gating Using Bilinear LSTM. In *ECCV*, 2018.
- [10] L. Leal-Taixe, C. Canton-Ferrer, and K. Schindler. Learning by tracking: Siamese cnn for robust target association. In *DeepVision workshop in conjunction with CVPR*, 2016.
- [11] L. Leal-Taixe, A. Milan, I. Reid, S. Roth, and K. Schindler. Motchallenge 2015: Towards a benchmark for multi-target tracking. In *arXiv:1504.01942*.
- [12] W. Li and X. Wang. Locally aligned feature transforms across views. In *CVPR*, 2013.
- [13] A. Milan, L. Leal-Taixe, I. Reid, S. Roth, and K. Schindler. Mot16: A benchmark for multi-object tracking. In *arXiv:1603.00831*.
- [14] J. Sanchez-Matilla, F. Poiesi, and A. Cavallaro. Multi-target tracking with strong and weak detections. In *BMTT-Workshop in conjunction with ECCV*, 2016.
- [15] S. Wang and C. C. Fowlkes. Learning optimal parameters for multi-target tracking with contextual interactions. *International Journal of Computer Vision*, 122(3), 2017.
- [16] J. Yoon, C. Lee, M. Yang, and K. Yoon. Online multi-object tracking via structural constraint event aggregation. In *CVPR*, 2016.
- [17] Y. Yoon, Y. Song, K. Yoon, and M. Jeon. Online Multi-Object Tracking using Selective Deep Appearance Matching. In *ICCE-Asia*, 2018.