

Stochastic thermodynamic limit with information geometry on *E. coli* adaptation

Keita Ashida¹, Kotaro Oka^{1,2}

¹*Department of Biosciences and Informatics, Keio University,
3-14-1, Kohoku-ku, Yokohama, Kanagawa, 223-8522, Japan*

²*Graduate Institute of Medicine, College of Medicine, Kaohsiung Medical University, Taiwan*
(Dated: December 14, 2024)

The biological systems have been investigated by stochastic thermodynamic approach, especially for *E. coli* sensory adaptation model. Recently, using information geometry and stochastic thermodynamics, the relationship between speed on information geometry of transition and thermodynamic cost is investigated in biochemical enzymatic reaction model. Here, we introduce the approach to *E. coli* sensory adaptation model, and investigated the relationship between adaptation speed and rate of thermodynamic cost change and efficiency of the adaptation. For increasing external noise level in stimulation, the efficiency decreased, but for external stimulation strength, the efficiency was highly robust. Using this approach, we succeeded to discuss the relationship between speed of adaptation and rate of thermodynamic cost change in *E. coli* adaptation. Our quantification could be applied to various biological systems.

I. INTRODUCTION

In biological systems, the external information is processed under noisy environment. To understand the information process under noise quantitatively, stochastic thermodynamic approaches have been used [1–5]. Especially, *E. coli* adaptation model is suitable, and the thermodynamic efficiency is well understood [1, 2, 4, 6]. For the speed of adaptation, in previous research [2], the tradeoff between energy-speed-accuracy is formulated; however, the research mainly discussed the energy and the accuracy of adaptation. Therefore, the relationship between the speed and the thermodynamic cost is still largely unknown. Recently, by introducing the information geometry to stochastic thermodynamics, thermodynamic uncertainty relationship between speed on information geometry and thermodynamic cost is described in biochemical enzyme reaction model [5].

Here, we introduce the information geometric approach for *E. coli* sensory adaptation model. The relationship between speed of adaptation on information geometry and rate of thermodynamic cost change is described and investigated by numerical simulation. As a result, for increasing external noise level in stimulation, the efficiency decreased. However, for external stimulation strength, the efficiency showed robustness.

II. *E. COLI* SENSORY ADAPTATION MODEL

In *E. coli*, sensory adaptation has been described in detail [7–9]. External ligand is received by a receptor MCP, and inhibit a kinase CheA autophosphorylation. CheA phosphorylation promotes forward movement *via* CheY activation. CheA also activates CheB and CheB inhibits MCP. By this negative feedback, *E. coli* shows adaptation. As the model of the adaptation, we used the coupled Langevin equations described in previous re-

searches [1, 4, 6].

$$\begin{aligned}\frac{da(t)}{dt} &= F(a(t), m(t), l(t)) + \xi_a(t) \\ &= -\frac{1}{\tau_a} [a(t) - \overline{a(t)}] + \xi_a(t) \\ &= -\frac{1}{\tau_a} [a(t) - \alpha m(t) + \beta l(t)] + \xi_a(t)\end{aligned}\quad (1)$$

$$\begin{aligned}\frac{dm}{dt} &= G(a(t), m(t)) + \xi_m(t) \\ &= -\frac{1}{\tau_m} a(t) + \xi_m(t)\end{aligned}\quad (2)$$

where $a(t)$ is the kinase activity, $m(t)$ is methylation level of the receptor, $l(t)$ is external stimulation. $\overline{a(t)}$ is the stationary value of the kinase activity under adaptation. $\xi_a(t)$ and $\xi_m(t)$ are independent Gaussian white noise which strength is $2T_a$ and $2T_m$, respectively. We noted that these are linear Langevin equations and the probability of $a(t)$ and $m(t)$ is Gaussian distribution under the condition that initial distribution is Gaussian. For stochastic thermodynamics [10], the stochastic entropy change of the system from a, m to a', m' introduced as

$$\begin{aligned}\Delta\sigma_{sys} &= \log \frac{p(a, m)}{p(a', m')} \\ \langle \Delta\sigma_{sys} \rangle &= D_{KL}(p(a, m) || p(a', m')).\end{aligned}\quad (3)$$

where $\langle \dots \rangle$ is ensemble average, and $D_{KL}(x || x')$ indicates Kullback-Liebler divergence between x and x' .

III. INFORMATION GEOMETRY IN *E. COLI* SENSORY ADAPTATION MODEL

Next, we applied the information geometry to this model. In information geometry, we can measure the local distance between two different distribution on a statistical manifold [11]. For exponential family, such as

Gaussian distribution, the square of an infinitesimal distance ds between $p(x; \theta)$ and $p(x; \theta + d\theta)$ is defined as

$$ds^2 = 2D_{\text{KL}}(p(x; \theta) || p(x; \theta + d\theta)) \quad (4)$$

$$= \sum g_{ij}(\theta) d\theta_i d\theta_j \quad (5)$$

where θ is a parameter which express the distribution and be a coordinate in the manifold of the distribution, and $G(\theta) = (g_{ij}(\theta))$ is Fisher information matrix [11]. As noted above, in *E.coli* sensory adaptation model, the probability of $a(t)$ and $m(t)$ is according to Gaussian distribution when initial distribution is Gaussian. Therefore, the initial distribution must be a Gaussian as an assumption. By this assumption, the distribution is considered as a exponential family. From Eqs. (3) and (4), we obtained the ds^2 of stochastic thermodynamics representation as

$$ds^2 = 2\langle \Delta\sigma_{\text{sys}} \rangle. \quad (6)$$

As the case of the biochemical enzymatic reaction model [5], we consider the value ds^2/dt^2 ,

$$\frac{ds^2}{dt^2} = \left(\frac{\sqrt{ds^2}}{dt} \right)^2 \quad (7)$$

$$= \left(\frac{1}{2\sqrt{ds^2}} \frac{ds^2}{dt} \right)^2 \quad (8)$$

and

$$\frac{ds}{dt} = \frac{1}{\sqrt{2\langle \Delta\sigma_{\text{sys}} \rangle}} \frac{d\langle \Delta\sigma_{\text{sys}} \rangle}{dt}. \quad (9)$$

We noted that $ds^2/dt^2 = \sum g_{ij} d\theta/dt d\theta/dt$.

IV. THERMODYNAMIC UNCERTAINTY

The statistical length \mathcal{L} from time 0 to τ is defined as $\mathcal{L} = \int ds = \int ds/dt dt$ as previous research [5, 12]; therefore,

$$\mathcal{L} = \int_0^\tau \frac{ds}{dt} dt \quad (10)$$

$$= \int_0^\tau \frac{1}{\sqrt{2\langle \Delta\sigma_{\text{sys}} \rangle}} \frac{d\langle \Delta\sigma_{\text{sys}} \rangle}{dt} dt. \quad (11)$$

Moreover, the rate of thermodynamic cost change \mathcal{C} is defined as

$$\mathcal{C} = \int_0^\tau \left(\frac{ds}{dt} \right)^2 dt \quad (12)$$

$$= \int_0^\tau \frac{1}{2\langle \Delta\sigma_{\text{sys}} \rangle} \left(\frac{d\langle \Delta\sigma_{\text{sys}} \rangle}{dt} \right)^2 dt. \quad (13)$$

As discussed in previous research [5], total entropy change $\Delta\sigma = \Delta\sigma_{\text{bath}} + \Delta\sigma_{\text{sys}} \approx 0$ in near-equilibrium;

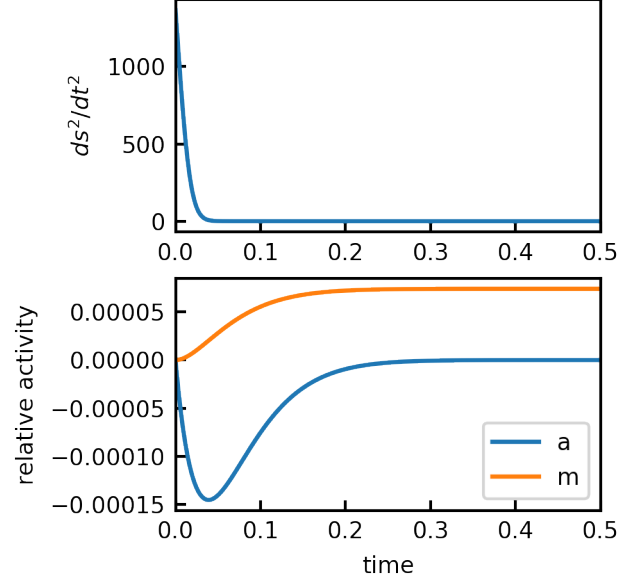


FIG. 1: (Color online). Numerical simulation of the time evolution of the line element on *E. coli* adaptation model. Non negativity of ds^2/dt^2 is showed. From previous research, parameters were determined as follows: $\tau_a = 0.02$, $\tau_m = 0.2$, $\alpha = 2.7$ and $T_a = T_m = 0.005$ [2, 6, 13]. The initial probability is steady-state distribution without stimulation.

moreover, $d\langle \sigma_{\text{sys}} \rangle \approx -d\langle \beta \Delta H \rangle$ in canonical distribution. Therefore, we can consider this to be a total loss rate of the entropy change and to also be the rate of thermodynamic cost change as similar as biochemical enzyme reaction model [5]. From Cauchy-Schwarz inequality, the relationship between speed and rate of thermodynamic cost change is

$$\int_0^\tau dt \int_0^\tau \left(\frac{ds}{dt} \right)^2 dt \geq \left(\int_0^\tau \frac{ds}{dt} dt \right)^2 \quad (14)$$

$$\tau \geq \frac{\mathcal{L}^2}{\mathcal{C}}. \quad (15)$$

The equality holds if speed of ds^2/dt^2 is independent from time. As the rate of thermodynamic cost change, we obtained the relationship as similar case from biochemical enzyme reaction model [5].

V. THERMODYNAMIC UNCERTAINTY ON E. COLI ADAPTAITON MODEL

Here, we numerically calculated the values described above (Fig. 1). Numerical simulation showed that $ds^2/dt^2 \geq 0$. This property is due to the non-negativity of the square. Moreover, the relationship between speed on information geometry and rate of thermodynamic cost change tightly bounds to time (Fig. 2). From these re-

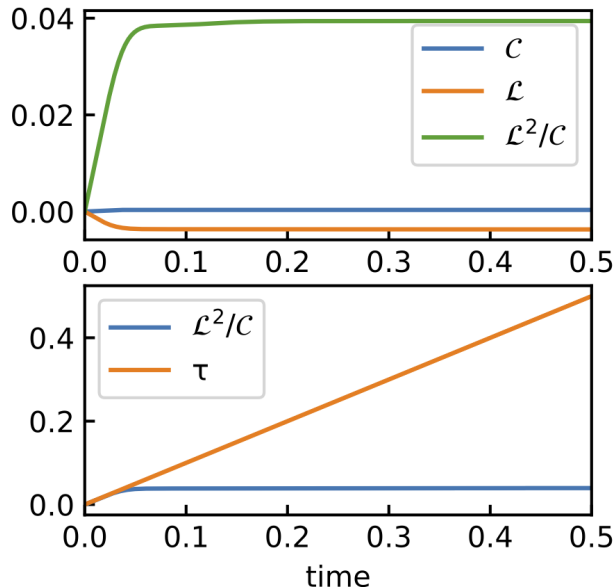


FIG. 2: (Color online). Numerical simulation of the thermodynamic relationship on *E. coli* adaptation model. For time 0, we changed T_a .

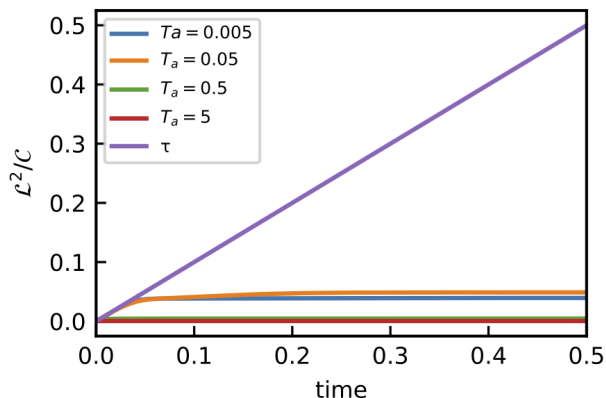


FIG. 3: (Color online). Numerical simulation of the thermodynamic uncertainty relationship on *E. coli* adaptation model with different noise level. In all case, the inequality $\tau \leq \mathcal{L}^2/\mathcal{C}$ is showed.

sults, we showed the relationship with numerical simulation. Next, we changed the noise levels of stimulation (Fig. 3). For small noise levels, the efficiency is high for long time. This result matches intuition, and this could be because the noise level involves both mean change and covariance change of the distribution. On the other hand, stimulation level is less effective on the efficiency (Fig. 4). The thermodynamic cost change rate \mathcal{C} and

statistical length \mathcal{L} were changed by stimulation level, but the efficiency was not changed. From this result, *E. coli* sensory adaptation is highly efficient against the

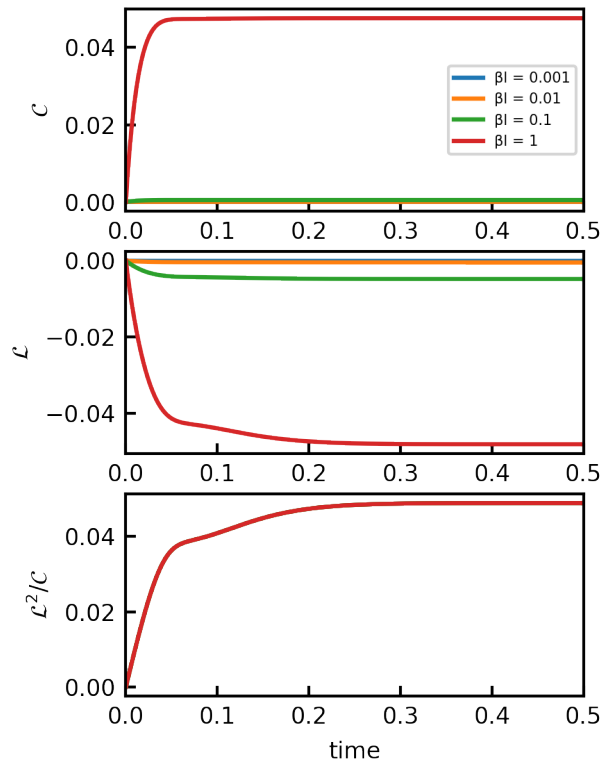


FIG. 4: (Color online). Numerical simulation of the thermodynamic uncertainty relationship on *E. coli* adaptation model with different stimulation level. In all case, the $\tau \leq \mathcal{L}^2/\mathcal{C}$ is almost same values. We fixed $T_a = 0.005$.

wide range of stimulation strength.

VI. DISCUSSION

Introducing the stochastic thermodynamics and information geometry, we succeeded to demonstrate the relationship between speed and rate of thermodynamic cost change in *E. coli* sensory adaptation model. We assumed that the initial distribution is Gaussian and Langevin equations are linear, but the scope of application is still wide. Indeed, the Langevin equation, which we applied is also used for several models including osmotic sensing in yeast, olfactory sensing in neurons and light sensing [2, 7, 14–17]. Therefore, this quantification can be used for various systems in biology.

-
- [1] P. Sartori and Y. Tu, J. Stat. Phys. **142**, 1206 (2011).
 - [2] G. Lan, P. Sartori, S. Neumann, V. Sourjik, and Y. Tu, Nat. Phys. **8**, 422 (2012).
 - [3] P. Sartori, L. Granger, C. F. Lee, and J. M. Horowitz, PLoS Comput. Biol. **10**, e1003974 (2014).
 - [4] S. Ito and T. Sagawa, Nat. Commun. **6**, 7498 (2015).
 - [5] S. Ito, *Stochastic thermodynamic interpretation of information geometry* (2017), arXiv:1712.04311.
 - [6] Y. Tu, T. S. Shimizu, and H. C. Berg, Proc. Natl. Acad. Sci. U.S.A. **105**, 14855 (2008).
 - [7] G. L. Hazelbauer, J. J. Falke, and J. S. Parkinson, Trends Biochem. Sci. **33**, 9 (2008).
 - [8] G. Micali and R. G. Endres, Curr. Opin. Microbiol. **30**, 8 (2016).
 - [9] S. Bi and V. Sourjik, Curr. Opin. Microbiol. **45**, 22 (2018).
 - [10] U. Seifert, Rep Prog Phys **75**, 126001 (2012).
 - [11] Amari, *Information geometry and its applications* (Springer, Japan, 2016), ISBN 4431559779.
 - [12] W. K. Wootters, Phys. Rev. D **23**, 357 (1981).
 - [13] F. Tostevin and P. R. ten Wolde, Phys. Rev. Lett. **102**, 218101 (2009).
 - [14] K. Nakatani, T. Tamura, and K. W. Yau, J. Gen. Physiol. **97**, 413 (1991).
 - [15] A. Menini, Curr. Opin. Neurobiol. **9**, 419 (1999).
 - [16] S. Hohmann, Microbiol. Mol. Biol. Rev. **66**, 300 (2002).
 - [17] H. Shidara, K. Hotta, and K. Oka, J. Neurosci. **37**, 3753 (2017).