

Time Dependent Markovian Quantum Master Equation

Roie Dann and Ronnie Kosloff

*The Institute of Chemistry, The Hebrew University
of Jerusalem, Jerusalem 91904, Israel. and*

*The Kavli Institute for Theoretical Physics, The University of California,
Santa Barbara, California, USA, CA 93106.*

Amikam Levy

*Department of Chemistry, University of California Berkeley,
Berkeley, California 94720, USA and*

*The Sackler Center for Computational Molecular Science,
Tel Aviv University, Tel Aviv 69978, Israel.*

Abstract

We construct a quantum Markovian Master equation for a driven system coupled to a thermal bath. The derivation utilizes an explicit solution of the driven system propagator, extending the validity beyond the adiabatic limit. The Non Adiabatic Master Equation (NAME) is derived employing the weak system-bath coupling limit. In addition, the NAME is valid when a separation of time-scale exists between the bath dynamics and the external driving. In contrast to the adiabatic Master equation, the NAME couples population and coherence. We employ the NAME to solve the thematic example of an open driven time-dependent harmonic oscillator. Unlike the standard Master equation, for the harmonic oscillator the NAME predicts emergence of coherence associated with both the dissipative and unitary terms. In addition, the thermalization rate is slowed down as a result of the driving. The solution is checked by comparing to both numerical calculations and to the adiabatic Master equation.

I. INTRODUCTION

All physical systems in nature, small or large, are affected to some extent by an external environment. The theory of open quantum systems incorporates the influence of the environment on the dynamics of the small system in a concise manner. In this framework the aim is to find the reduced dynamical description of the primary system while tracing out the environment. The dynamical map describing the system's evolution is required to be completely positive and trace preserving (CPTP) in order to be consistent with the physical interpretation of a quantum state. The most general form of a CPTP dynamical reduced description is given by the Gorini-Kossakowski-Lindblad-Sudarshan (GKLS) Markovian master equation [1–3]. There are several options for deriving the GKLS equations from first principles. In this study we will follow the path of the Born-Markov weak system bath coupling derivation originally derived by Davies [4].

Reduced descriptions which incorporate strong system-bath coupling and are non-Markovian are the subject of contemporary research, for example [5–7]. Nevertheless, the GKLS is unique in fulfilling thermodynamical requirements such as isothermal partition [8–11]. In addition, the GKLS equation is a template in many fields such as in quantum optics [12, 13], quantum measurement [14] quantum information [15] and quantum thermodynamics [9].

The original Davies construction assumes a static system Hamiltonian leading to a master equation, where the environment is expressed through its second order correlation functions and bath modes matching the system's intrinsic frequencies. This Davis approach has been generalized for the dissipative dynamics of periodically driven systems using the Floquet theory [16–20], and adiabatic driving [21–25]. Recently, Yamaguchi et al., generalized the Master equation beyond the adiabatic regime [26], where the final form of the master equation was identical to the adiabatic equation of Albash et al. [22]. In this paper we derive a Non-Adiabatic Master Equation (NAME) going beyond the approximations of Albash and Yamaguchi. The equation is not limited to small adiabatic parameters.

In the derivation of the NAME a Lie algebraic structure of the driven system evolution operators is employed. The outcome is a time dependent GKLS operator structure with time dependent decay rates. Unlike the adiabatic GKLS equation population and coherence are coupled, leading to generation of coherence associated with the dissipative term.

One of the most well studied examples of open quantum systems is the Master equation of the quantum harmonic oscillator. The same equation is employed in many physical disciplines such as quantum optics, ions in a Paul trap, optomechanical oscillators, and vibrational modes of molecules in solution. We would like to extend such scenarios to processes with an explicit time-dependence. A quantum harmonic oscillator with a varying frequency, coupled to a bosonic bath, is employed to demonstrate the utility of the NAME. The results for this model predict non-vanishing coherence due to the inhomogeneous terms in the equations of motion. These terms define the *instantaneous attractor* which provides a new insight of the relation between the system and bath for non-adiabatic processes. The NAME construction enables a thermodynamically consistent study of driven systems coupled to the environment such as isothermal strokes in a quantum Carnot engine [27], and quantum control of open systems [28–30].

We begin by presenting in section II a general derivation of the NAME, study the asymptotic limits of the equation (Sec. III) and present an analysis of the approximations in Sec. V. In section IV we study a specific example of a driven Harmonic oscillator and verify the validity of the NAME by numerical methods (Sec. VI). Such a result is essential to model the recent experimental realizations of a quantum engine composed of a single atom in a varying harmonic traps [31, 32]. This paper is accompanied with detailed appendices that include the explicit derivation of the NAME and the numerical simulation details.

II. DERIVATION OF THE GENERAL NON-ADIABATIC MASTER EQUATION

The starting point of the derivation of the NAME is a system coupled to a single bath. We assume that the dynamics of the composite system is closed and follows a unitary evolution generated by the composite Hamiltonian [33, 34]

$$\hat{H}(t) = \hat{H}_S(t) + \hat{H}_B + \hat{H}_I . \quad (1)$$

In (1) $\hat{H}_S(t)$ and \hat{H}_B are the system and bath Hamiltonians and \hat{H}_I is the system-bath interaction term, which can be expressed as

$$\hat{H}_I = \sum_k g_k \hat{A}_k \otimes \hat{B}_k . \quad (2)$$

Here, \hat{A}_k and \hat{B}_k are the Hermitian operators of the system and bath, respectively, and g_k are the coupling strength parameters. Following the standard perturbation expansion, the

first step is a transformation to the interaction picture with respect to the $\hat{H}_S(t)$ and bath Hamiltonians,

$$\tilde{H}(t) = \hat{U}_S^\dagger(t, 0) \hat{U}_B^\dagger(t, 0) \hat{H}(t) \hat{U}_B(t, 0) \hat{U}_S(t, 0) \quad , \quad (3)$$

where the free bath propagator is $\hat{U}_B(t) = e^{-i\hat{H}_B t/\hbar}$, and $\hat{U}_S(t) = \mathcal{T} \exp\left(-\frac{i}{\hbar} \int_0^t \hat{H}_S(t') dt'\right)$. Here, \mathcal{T} is the time ordering operator and the tilde symbol is assigned to operators in the interaction picture. The system propagator $\hat{U}_S(t)$ is the solution of the Schrödinger equation for a time dependent Hamiltonian

$$i\hbar \frac{\partial \hat{U}_S(t)}{\partial t} = \hat{H}_S(t) \hat{U}_S(t) \quad , \quad \hat{U}_S(0) = I \quad . \quad (4)$$

In the interaction picture, the interaction Hamiltonian takes the form:

$$\tilde{H}(t) = \tilde{H}_I(t) = \sum_k g_k \tilde{A}_k(t) \otimes \tilde{B}_k(t) \quad (5)$$

where the interaction picture operators of the bath and system are $\tilde{B}_k(t) = e^{i\hat{H}_B t/\hbar} \hat{B}_k e^{-i\hat{H}_B t/\hbar}$ and $\tilde{A}_k(t) = \hat{U}_S^\dagger(t, 0) \hat{A}_k \hat{U}_S(t, 0)$.

To obtain a Master equation of the GKLS form, the Liouville von Neumann equation is expanded up to second order in the coupling strength g_k , relying on the weak coupling limit. Furthermore, the Born-Markov approximation is employed involving three main assumptions, [34]:

1. The quantum system and the bath are uncorrelated, such that $\hat{\rho}(t) = \hat{\rho}_S(t) \otimes \hat{\rho}_B$.
2. The bath correlation functions decay much faster as compared to the system's relaxation rate and internal dynamics.
3. The state of the bath is assumed to be a thermal stationary state,

$$\hat{\rho}_B = e^{-\beta \hat{H}_B} / \text{tr} \left(e^{-\beta \hat{H}_B} \right).$$

These assumptions with the second order perturbation theory lead to the Markovian quantum master equation

$$\frac{d}{dt} \tilde{\rho}_S(t) = -\frac{1}{\hbar^2} \int_0^\infty d\text{str}_B \left[\tilde{H}(t), \left[\tilde{H}(t-s), \tilde{\rho}_S(t) \otimes \tilde{\rho}_B \right] \right] \quad . \quad (6)$$

This equation has also been derived using the time convolution-less technique [35, 36].

To reduce Eq. (6) from an integro-differential to a differential form the system interaction operators, $\tilde{A}_k(t)$, in Eq. (5) we introduce the set of time-independent eigenoperators, $\{\tilde{F}\}$, of

the propagator $\hat{U}_S(t)$. The eigenoperators are defined by the equation, $\hat{U}_S^\dagger \tilde{F}_j \hat{U}_S = \tilde{F}_j e^{i\phi_j(t)}$, which is an eigen-equation in terms of operators. The set $\{\tilde{F}\}$ is a complete basis of the system's Lie algebra, allowing to expand $\tilde{A}_k(t)$ in terms of the eigenoperator basis,

$$\tilde{A}_k(t) = \sum_j \xi_j^k(t) e^{i\theta_j^k(t)} \tilde{F}_j \quad (7)$$

where $\theta_j^k(t)$ includes the time dependent phase ϕ_j of \tilde{F}_j , and any phase associated with $\tilde{A}_k(t)$. The time-dependent coefficients satisfy $\xi_j^k(t), \theta_j^k(t) \in \mathbb{R}$ and $\xi_j^k(t) > 0$, see Appendix A.

Inserting equation (7) in equation (6) we obtain after some algebra

$$\begin{aligned} \frac{d}{dt} \tilde{\rho}_S(t) = \frac{1}{\hbar^2} \sum_{k,k',j,j'} \int_0^\infty ds \xi_{j'}^{k'}(t) \xi_j^k e^{i\theta_{j'}^{k'}(t)} e^{i\theta_j^k(t-s)} g_{k'} g_k(t-s) \\ \left(\tilde{F}_{j'} \rho_S(t) \tilde{F}_j - \tilde{F}_j \tilde{F}_{j'} \hat{\rho}_S(t) \right) \text{tr}_B \{ \tilde{B}_{k'}(t-s) \tilde{B}_k(t) \hat{\rho}_B \} + \text{h.c.}, \quad (8) \end{aligned}$$

where h.c. denotes the hermitian conjugated expression.

Equation (8) describes dynamics influenced by the past history of the driving protocol, incorporated by $\xi_j^k(t-s)$ and $\theta_j^k(t-s)$. The analytical solution for such an integro-differential equation presents a challenge [37–40], and is not guaranteed to be completely positive, therefore further approximations are required. We assume that the bath dynamics is fast compared to the driving rate which determines the adiabatic parameter μ . In general the adiabatic parameter is defined as $\mu = \max_{t,k,l} \left[\frac{\langle k(t) | \dot{H} | l(t) \rangle}{|E_k(t) - E_l(t)|^2} \right]$, where $E_j(t)$ and $|j(t)\rangle$ is the instantaneous eigenenergies and eigenstates of the Hamiltonian $\hat{H}(t)$ [41]. A slow change of the driving protocol will lead to a slow change of $\xi_j^k(t)$ and $\theta_j^k(t)$ relative to the bath decay rate. This translates to a relation between the typical timescales: The bath's correlation decay time, τ_B , should be much shorter than the non-adiabatic time-scale, τ_d , which is associated with the change in the driving protocol, Cf. Sec V. For $s \in [0, \tau_B]$ and $s \ll t$, $\xi_j^k(t-s)$ can be approximated by a polynomial expansion in orders of the dimensionless parameter $\frac{s}{t}$

$$\xi_j^k(t-s) \approx \xi_j^k(t) - \frac{d}{dt} \xi_j^k(t) s. \quad (9)$$

In the regime $s \approx \tau_B$ the second term on the RHS is negligible relative to the amplitude $\xi_j^k(t)$, obtaining $\xi_j^k(t-s) \approx \xi_j^k(t)$. It is possible also to include the first order terms in s , leading to a small correction to the decay rates (see Appendix C on higher order corrections).

For $s > \tau_B$ the bath correlation functions decay rapidly, therefore the contribution to the integral can be neglected.

A similar approximation is performed by expanding $\theta_j^k(t-s)$ around t up to first order, this order is the dominant contribution to the dynamics, hence included in the derivation.

$$\theta_j^k(t-s) \approx \theta_j^k(t) - \frac{d}{dt}\theta_j^k(t)s = \theta_j^k(t) + \alpha_j^k(t)s \quad , \quad (10)$$

where the second term in the expansion is defined as $\alpha_j^k(t) \equiv -\frac{d}{dt}\theta_j^k(t-s)|_{s=0}$. Inserting the expansions, Eq. (10), into Eq. (8) leads to:

$$\frac{d}{dt}\tilde{\rho}_S(t) = \sum_{k,k',j,j'} g_k g_{k'} \xi_j^k(t) \xi_{j'}^{k'}(t) e^{i\theta_{j'}^{k'}(t)} e^{i\theta_j^k(t)} \Gamma(\alpha_j^k(t)) \left(\tilde{F}_{j'} \rho_S \tilde{F}_j - \tilde{F}_j \tilde{F}_{j'} \tilde{\rho}_S \right) + \text{h.c.} \quad (11)$$

where the Fourier transform of the instantaneous bath correlation function is given by

$$\Gamma_{kk'}(\alpha_j^k(t)) = \frac{1}{\hbar^2} \int_0^\infty ds e^{i\alpha_j^k(t)s} \text{tr}_B \{ \hat{B}_{k'}(t) \hat{B}_k(t-s) \hat{\rho}_B \} \quad . \quad (12)$$

To simplify, we decompose Γ to a real and pure imaginary part

$$\Gamma_{kk'}(\alpha) = \frac{1}{2} \gamma_{kk'}(\alpha) + i S_{kk'}(\alpha) \quad . \quad (13)$$

Here, $\gamma_{kk'}(\alpha)$ can be written as $\gamma_{kk'}(\alpha) = \frac{1}{\hbar^2} \int_{-\infty}^\infty ds e^{i\alpha s} \langle \hat{B}_k(s) \hat{B}_{k'}(0) \rho_B \rangle_B$, where $S_{kk'}(\alpha) = \frac{1}{2i} (\Gamma_{kk'}(\alpha) - \Gamma_{k'k}^*(\alpha))$, and $\langle \cdot \rangle_B$ is the average over the bath's thermal state.

In order to obtain a master equation in the GKLS form the secular approximation is required. The approximation neglects fast oscillating terms in the master equation, which average to zero in the time resolution of interest. In such a regime, assuming no degeneracy in the Bohr frequencies, the terms for which $\theta_{j'}^{k'}(t) \neq -\theta_j^k(t)$ oscillate rapidly relative to the relaxation dynamics and averages to zero.

Performing the secular approximation and transforming back to the Schrödinger picture leads to the non-adiabatic-master-equation (NAME):

$$\begin{aligned} \frac{d}{dt}\hat{\rho}_S(t) = & -\frac{i}{\hbar} \left[\hat{H}_S(t) + \hat{H}_{LS}(t), \hat{\rho}_S \right] \\ & + \sum_{k,j} (\xi_j^k(t))^2 g_k^2 \gamma_{kk}(\alpha_j^k(t)) \left(\hat{F}_j(t) \hat{\rho} \hat{F}_j^\dagger(t) - \frac{1}{2} \{ \hat{F}_j^\dagger(t) \hat{F}_j(t), \rho_S \} \right) \quad . \quad (14) \end{aligned}$$

Here $\hat{H}_{LS}(t)$ is the time dependent Lamb-type shift Hamiltonian, $\hat{H}_{LS}(t) = \sum_{k,j} \hbar S_{kk}(\alpha_j^k(t)) \hat{F}_j^\dagger(t) \hat{F}_j(t)$.

The decay rates in (14) are all positive, hence, the equation has a GKLS form guaranteeing a CPTP map for the system's state. Equation (14) has a very similar form to the Quantum

Markovian Adiabatic equation of Albash [22] and the generalization of Yamaguchi [26]. The differences which arise are the scalar rate coefficients and the dissipative generator operators \hat{F}_j . As will be shown in the next sections, these differences result in different qualitative and quantitative behaviour.

III. ASYMPTOTIC LIMITS OF THE NAME

The stationary Master equation as well as the adiabatic and periodically driven Master equation are asymptotic limits of the NAME (14). These limits is discussed in the following section.

A. Periodic driving

The structure of the NAME, Eq.(14), holds also when the system is driven by a periodic external field, see [18, 42]. The decomposition now reads

$$\tilde{A}_k(t) = \sum_j \xi_j^k e^{i\theta_j^k(t)} \tilde{F}_j, \quad (15)$$

where ξ_j^k is time independent and $\theta_j^k(t) = (\omega_j + m\Omega)t$. The quasi-Bohar frequencies ω_j are the Floquet modes, $\Omega = 2\pi/\tau$ with the periodic time τ , and $m = 0, \pm 1, \pm 2, \dots$. In this case, the operator \tilde{F}_j is the part of $\tilde{A}_k(t)$ that rotates with frequency $\omega_j + m\Omega$, and the summation in eq.(15) is replaced by $\sum_j \rightarrow \sum_{m \in \mathbb{Z}} \sum_{\{\omega_j\}}$.

B. Adiabatic limit

A quantum adiabatic process is such an initial energy state follows the corresponding time dependent eigenfunctions, $|\varepsilon_a\rangle$, of the instantaneous Hamiltonian, $\hat{H}(t)$,

$$\hat{H}(t) |\varepsilon_a(t)\rangle = \varepsilon_a(t) |\varepsilon_a(t)\rangle \quad .$$

Following the derivation in [22], in the adiabatic limit, the propagator can be represented in terms of the instantaneous energy eigenstates,

$$\hat{U}_S(t, t') \approx \hat{U}_S^{\text{adi}}(t, t') = \sum_a |\varepsilon(t)\rangle \langle \varepsilon(t')| e^{-i\lambda_a(t, t')} \quad . \quad (16)$$

The phase is given by $\lambda_a(t, t') = \hbar^{-1} \int_{t'}^t d\tau [\varepsilon_a(\tau) - \phi_a(\tau)]$, where $\{\varepsilon_a(t)\}$ are the instantaneous energies and $\phi_a(t) = i\langle \varepsilon_a(t) | \dot{\varepsilon}_a(t) \rangle$ is the Berry phase [44, 45].

The system operators in the interaction picture are calculated using $U_S^{\text{adi}}(t, t')$:

$$\tilde{A}_k(t) = U_S^{\text{adi}}(t, 0) \hat{A}_k U_S^{\text{ad}}(t, 0) = \sum_{a,b} \langle \varepsilon_a(t) | \hat{A}_k | \varepsilon_b(t) \rangle e^{-i\lambda_{ba}(t,0)} | \varepsilon_a(0) \rangle \langle \varepsilon_b(0) | \quad . \quad (17)$$

We identify the expansion set operators as $\hat{F}_{ba} = | \varepsilon_a(0) \rangle \langle \varepsilon_b(0) |$, the amplitude by $\xi_{ba}^k(t) = \langle \varepsilon_a(t) | \hat{A}_k | \varepsilon_b(t) \rangle$, and the phases as:

$$\theta_{ba}(t, t') = \lambda_{ba}(t, t') \equiv \lambda_b(t, t') - \lambda_a(t, t') = \frac{1}{\hbar} \int_{t'}^t d\tau [(\varepsilon_b(\tau) - \varepsilon_a(\tau)) - (\phi_b(\tau) - \phi_a(\tau))] \quad . \quad (18)$$

Here, the indices b, a can be replaced by a single index j , reconstructing Eq. (7). Similarly to the derivation in section II, we expand the phase, $\theta_{ba}(t - s, 0)$ near t . The first order term becomes

$$\theta_{ba}(t - s, 0) \approx \theta_{ba}(t, 0) - \frac{d}{dt} \theta_{ba}(t, 0) s = \theta_{ba}(t, 0) - \omega_{ba}(t) s + (\phi_b(t) - \phi_a(t)) s \quad , \quad (19)$$

where $\omega_{ba}(t) = (\varepsilon_b(t) - \varepsilon_a(t)) / \hbar$ are the instantaneous Bohr frequencies. The third term on the RHS is first order in the adiabatic parameter μ . The frequency ϕ is proportionate to μ , therefore in the the adiabatic limit when $\mu \ll 1$, ϕ can be neglected. The frequency $\alpha_{ba}(t)$ becomes in this limit

$$\alpha_{ba} = \omega_{ba}(t) \quad . \quad (20)$$

Inserting Eq. (17) and (20) into Eq. (14) we obtain the Quantum Adiabatic Master equation, Eq. (55) in [22]. The static Master equation can be obtained for a constant Hamiltonian, $\hat{H}_S(t) = \hat{H}_S(0)$.

IV. THE NAME FOR THE DRIVEN HARMONIC OSCILLATOR

Next, we study the validity of the NAME for the driven harmonic oscillator coupled to a bosonic bath. This model is relevant for a wide range of fields, including atomic, molecular and optical physics [31, 32]. Here we employ the properties and structure of the SU(1,1) Lie algebra [46, 47] to derive the NAME.

The system is represented by the Hamiltonian

$$\hat{H}_S = \frac{\hat{P}^2}{2m} + \frac{1}{2} m \omega^2(t) \hat{Q}^2 \quad , \quad (21)$$

where \hat{Q} and \hat{P} are the position and momentum operators, m and $\omega(t)$ are the mass and frequency of the system. Closed form solutions of the free evolution of the second order operators has been obtained for a constant adiabatic parameter, $\mu = \frac{\dot{\omega}}{\omega^2} = \text{const}$ [48], D.

In this case, the driving protocol is given by

$$\omega(t) = \frac{\omega(0)}{1 - \mu\omega(0)t} . \quad (22)$$

A careful treatment of the limit $t \rightarrow \infty$ should be considered to avoid non-physical solutions. The evolution of the first order is presented in Appendix E, and is crucial in order to expansion of the interaction term in terms of the eigenoperators.

A. Coupling to the bath

The harmonic oscillator is coupled linearly to a bosonic thermal bath,

$$\hat{H}_I = \hat{Q} \otimes \sum_k g_k \hat{p}_k = ig \sum_k \sqrt{\frac{m\omega_k}{2}} \hat{Q}(t) \otimes (\hat{b}_k^\dagger - \hat{b}_k) \quad (23)$$

where p_k is the k -th oscillator momentum operator and $\hat{b}_k, \hat{b}_k^\dagger$ are the corresponding annihilation and creation operators. Other choices of linear system-bath coupling are possible as in Ref. [43].

Following the derivation described in Section II, $\hat{Q}(t)$ is decomposed into the set of eigenoperators (see Appendix E):

$$\hat{Q}(t) = \xi(t) \sum_{j=\pm} \hat{F}_j e^{i\theta_j(t)} \quad (24)$$

where $\hat{F}_j \equiv \hat{F}_j(0) = \tilde{F}_j(0)$.

The set of eigenoperators are a linear combination of the position and momentum operators

$$\hat{F}_+(t) = A\hat{Q}(t) + B\hat{P}(t) = \left(\hat{F}_-(t)\right)^\dagger , \quad (25)$$

where $A = \frac{1}{2}(-i\frac{\mu}{\kappa} + 1)$ and $B = i\frac{1}{m\omega_0\kappa}$. The amplitude is given by $\xi(t) = \sqrt{1 - \mu\omega(0)t}$ and the phases by θ_j :

$$\theta_\pm(t) = \mp \frac{\kappa}{2} \int_0^t \omega(t') dt' = \pm \frac{\kappa}{2\mu} \log\left(\frac{\omega(t)}{\omega(0)}\right) , \quad (26)$$

where $\kappa = \sqrt{4 - \mu^2}$. Notice that $(1 - \mu\omega_0 t)$ is necessarily positive for physical $\omega(t)$, leading to a real value for the accumulated phases.

In order to perform the secular approximation the time dependence of $\theta_{\pm}(t)$ is analysed. The approximation is valid when $|2\theta_{\pm}(t)|$ oscillates rapidly relative to the decay frequency, τ_R^{-1} . This adds a restriction on the range of $\theta(t)$ and $\omega(t)$ with respect to the driving protocol, leading to the inequality $|\theta_{\pm}(t)| \gg 1$ for $t < \tau_R$. A full analysis of the approximation and regime of validity are presented in Sec. V.

Following the general derivation for a specific $\xi(t)$, \hat{F}_j , θ_j the bath correlations one-sided Fourier transforms, $\Gamma_{kk'}$ in Eq. (12), can be calculated, determining the dissipative rates in the non-adiabatic master equation (14).

By collecting equations (26), (24) and (14) the NAME becomes:

$$\frac{d}{dt}\hat{\rho}_S(t) = -\frac{i}{\hbar} \left[\hat{H}_S(t) + \hat{H}_{LS}(t), \hat{\rho}_S \right] + |\xi(t)|^2 \gamma(\alpha(t)) \times \left(\hat{F}_+(t) \hat{\rho}_S \hat{F}_-(t) - \frac{1}{2} \{ \hat{F}_-(t) \hat{F}_+(t), \hat{\rho}_S \} + e^{-\hbar\alpha(t)/k_B T} \left(\hat{F}_-(t) \hat{\rho} \hat{F}_+(t) - \frac{1}{2} \{ \hat{F}_+(t) \hat{F}_-(t), \hat{\rho}_S \} \right) \right), \quad (27)$$

where k_B is the Boltzmann constant, T is the bath temperature and $\alpha(t) = \frac{\kappa}{2}\omega(t)$. The time dependent rate coefficient has the form

$$\gamma(\alpha(t)) = \frac{m\pi}{\hbar} \alpha(t) J(\alpha(t)) (\bar{N}(\alpha(t)) + 1) \quad (28)$$

where $J(\alpha)$ is the spectral density function determined by the density of bath states $f(\alpha)$ and the coupling strength $\chi(\alpha)$, $J(\alpha) = f(\alpha) \chi(\alpha)$ [12] (Cf. Appendix C). The factors $\bar{N}(\alpha)$ is the mean occupation number given by the Bose-Einstein statistics and $e^{-\hbar\alpha(t)/k_B T}$ is the instantaneous Boltzmann factor related to the effective time dependent frequency $\alpha(t)$.

B. Solution for the NAME

For a time-independent problem it is convenient to transform to the Heisenberg picture, and obtain a set of coupled linear differential equations for the operators, [16, 48]. For an Hilbert space of dimension N one obtains $N^2 - 1$ equations which can be solved analytically or by standard numeric methods [51]. In contrast, the solution is more involved when

the GKLS equation has an explicit time dependence. For such a case the solution for the Hermitian operator \hat{O} in the Heisenberg picture is given by the equation of motion:

$$\frac{d}{dt}\hat{O}_H(t) = V^\dagger(t,0) \{\mathcal{L}^\dagger(t) \hat{O}_H(t)\} \quad . \quad (29)$$

For such a case the adjoint propagator has the form:

$$V^\dagger(t, t_0) = \mathcal{T}_{\rightarrow} \exp \int_{t_0}^t ds \mathcal{L}^\dagger(s) \quad (30)$$

where $\mathcal{T}_{\rightarrow}$ is the anti-chronological time ordering operator and $V^\dagger(t, t_0)$ satisfies the differential equation $\frac{\partial}{\partial t} V^\dagger(t, t_0) = V^\dagger(t, t_0) \mathcal{L}^\dagger(t)$. In order to obtain an equation of motion for \hat{O}_H (Eq. 29), one first needs to operate the time-dependent adjoint generator at time t on the operator at initial time, and then propagate the solution in time with $V^\dagger(t, 0)$. In general, this proves to be difficult as a result of non-commutivity of $\mathcal{L}^\dagger(s)$ at different times, requiring a time ordering in Eq. (30). To circumvent the problem of time ordering in the Heisenberg representation we solve the dynamics of the density matrix.

Solving the NAME in the interaction picture simplifies the analysis. The equation is expressed in terms of normalized creation and annihilation operators: $\tilde{b} = \sqrt{c}\tilde{F}_+$ and $\tilde{b}^\dagger = \sqrt{c}\tilde{F}_-$, where $c = 2\hbar\text{Im}(A^*B)$ for A and B introduced in Eq. (25). These operators satisfy the bosonic annihilation and creation commutation relation $[\tilde{b}, \tilde{b}^\dagger] = 1$, allowing to cast the NAME in the simple form.

$$\frac{d}{dt}\tilde{\rho}_S(t) = k_\downarrow \left(\tilde{b}\tilde{\rho}_S\tilde{b}^\dagger - \frac{1}{2}\{\tilde{b}^\dagger\tilde{b}, \tilde{\rho}_S\} \right) + k_\uparrow \left(\tilde{b}^\dagger\tilde{\rho}_S\tilde{b} - \frac{1}{2}\{\tilde{b}\tilde{b}^\dagger, \tilde{\rho}_S\} \right) \quad (31)$$

where $k_\downarrow = \frac{m\pi c}{\hbar}\alpha(t)J(\alpha(t))(\bar{N}(\alpha(t)) + 1)$ and $k_\uparrow = \frac{m\pi c}{\hbar}\alpha(t)J(\alpha(t))(\bar{N}(\alpha(t)))$.

We assume an initial squeezed Gaussian state in terms of the operator basis $\{\tilde{b}^\dagger\tilde{b}, \tilde{b}^2, \tilde{b}^{\dagger 2}, \hat{I}\}$, which is preserved under the dynamics of the NAME, [61]:

$$\tilde{\rho}_S(t) = \frac{1}{Z} e^{\gamma(t)\tilde{b}^2} e^{\beta(t)\tilde{b}^\dagger\tilde{b}} e^{\gamma^*(t)\tilde{b}^{\dagger 2}} \quad (32)$$

where Z is the partition function:

$$Z(\beta, \gamma) = \frac{e^{-\beta}}{(e^{-\beta} - 1) \sqrt{1 - \frac{4|\gamma|^2}{(e^{-\beta} - 1)^2}}} \quad . \quad (33)$$

For the general case of a finite Lie algebra $\hat{\rho}_S$ can be expressed in terms of a generalized Gibbs state (ensemble) density operator [52, 59], the squeezed Gaussian is a special case of such a state, see Appendix B.

Inserting Eq. (32) into Eq. (31) and multiplying the equation of motion by $\tilde{\rho}_S^{-1}$ leads to $\frac{d}{dt}\tilde{\rho}_S\tilde{\rho}_S^{-1} = \mathcal{L}\tilde{\rho}_S^{-1}$ where \mathcal{L} is the generator in the RHS of Eq. (31). Utilizing the Baker-Housdorff relation the RHS is decomposed to a linear combination of the algebra operators. Comparing both sides of the equation, term by term, we obtain two coupled differential equations for γ and β , (a detailed derivation appears in the Appendix F):

$$\begin{aligned}\dot{\beta} &= k_{\downarrow}(e^{\beta} - 1) + k_{\uparrow}(e^{-\beta} - 1 + 4e^{\beta}|\gamma|^2) \\ \dot{\gamma} &= (k_{\downarrow} + k_{\uparrow})\gamma - 2k_{\uparrow}\gamma e^{-\beta} \quad .\end{aligned}\tag{34}$$

Notice that the rates k_{\downarrow} and k_{\uparrow} are in general time dependent, increasing the difficulty for obtaining an analytical solution. Once $\beta(t)$ and $\gamma(t)$ are obtained the expectation values of the set of operators can be retrieved from Eq. (32), thus, circumventing the use of the Heisenberg representation. Eq. (34) was solved numerically using the Runge-Kutta-Fehlberg method and the solutions of β and γ are utilized to calculate expectation values, see Appendix F.

In order to analyse the system dynamics we define two additional time dependent operators in addition to the Hamiltonian \hat{H}_S :

$$\hat{L}(t) = \frac{\hat{P}^2}{2m} - \frac{1}{2}m\omega(t)\hat{Q}^2 \quad \text{and} \quad \hat{C}(t) = \frac{\omega(t)}{2}(\hat{Q}\hat{P} + \hat{P}\hat{Q}) \quad .\tag{35}$$

The operators \hat{L} and \hat{C} together with \hat{H} and the identity constitute a closed Lie algebra. Since \hat{L} and \hat{C} do not commute with \hat{H} they can be employed to define the coherence: $\mathcal{C} \equiv \frac{\sqrt{\langle \hat{L} \rangle^2 + \langle \hat{C} \rangle^2}}{\hbar\omega(t)}$. These operators can describe all thermodynamical equilibrium and out of equilibrium properties and are employed to reconstruct the generalized Gibbs state $\hat{\rho}_S$ [48].

Using the formulation above, the expectation values of the operators $\langle \hat{H}_S(t) \rangle$, $\langle \hat{L}(t) \rangle$ and $\langle \hat{C}(t) \rangle$ are solved as a function of time. Fig. 1 shows a comparison between the NAME solution with different system-bath coupling strengths. The vanishing system-bath coupling term $g = 0$ corresponds to the isolated case. For $\mu < 0$ the oscillator frequency decreases with time leading to a reduction of the system's energy as seen in Appendix D. The expectation value of $\langle \hat{C}(t) \rangle$ display damped oscillations, similarly $\langle \hat{L}(t) \rangle$ oscillates with an opposite phase difference. These oscillations arise due to coupling between energy and coherence, Eq. (D1). When $g > 0$ the system energy increases due to energy flow from the bath. The observables $\langle \hat{L}(t) \rangle$ and $\langle \hat{C}(t) \rangle$ are suppressed at short time. At later times $\langle \hat{L}(t) \rangle$ and $\langle \hat{C}(t) \rangle$ increase with the coupling strength g , beyond the isolated case (see inset of Fig. 2).

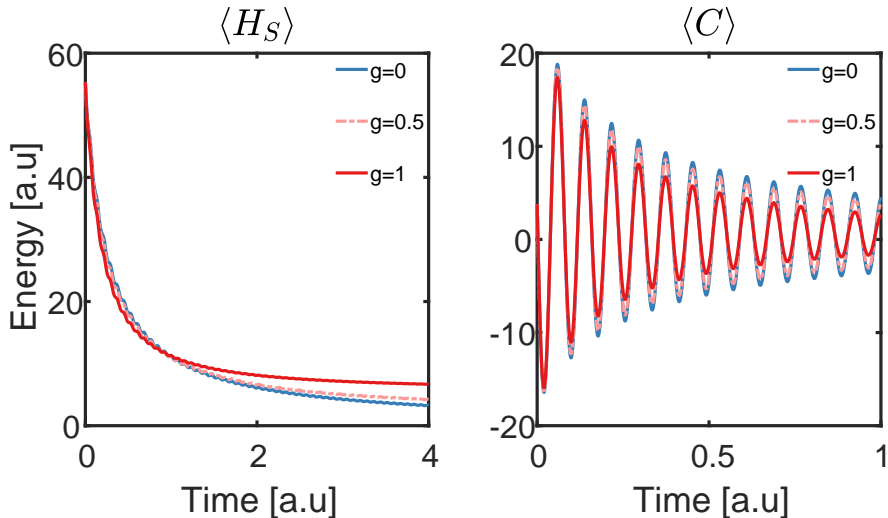


FIG. 1: Dynamics of the NAME for different coupling strengths g ($g = 0$ represents isolated dynamics). The left panel shows the expectation value of the energy as a function of time and the right panel shows the position momentum correlation, $\langle \hat{C} \rangle$ as a function of time. The chosen parameters are: $\mu = -0.1$, $\omega(0) = 40$ and $T = 20$ where the initial conditions are $\beta(0) = -1$ and $\gamma(0) = 0.5$. This corresponds to an initial state described by $\langle \hat{H}_S(0) \rangle \approx 55$, $\langle \hat{L}(0) \rangle \approx -20.5$ and $\langle \hat{C}(0) \rangle \approx 3.7$.

Fig. 2 shows the dynamics for an initial state which is diagonal in the energy eigenbasis ($\langle \hat{L}(0) \rangle = \langle \hat{C}(0) \rangle = 0$). The analytical result of the NAME is compared to the isolated dynamics and the Adiabatic Master equation. In the adiabatic case the system remains diagonal in the energy eigenbasis at all times, with no generation of coherence throughout the dynamics. While non-adiabatic dynamics display a rise in coherence which oscillate in time. The driving dresses the system's state, leading to a rise in coherence attributed to both the unitary dynamics as well as the dissipative term. At short times $\langle \hat{L}(t) \rangle$ and $\langle \hat{C}(t) \rangle$ are suppressed by the system-bath interaction as seen in figure 2. However, at long times for non-adiabatic driving, $\langle \hat{C}(t) \rangle$ and $\langle \hat{L}(t) \rangle$ converge to a non-zero value. This is demonstrated in figure 3, presenting the dynamics of the coherence.

Figure 3 shows the increase of coherence at later times for increasing bath coupling. The state of the system is mapped towards a direction which deviates from a direction defined by the instantaneous energy. This deviation can be understood from the structure of the jump operators $\hat{F}_{\pm}(t)$. The non-adiabatic driving modifies the jump operators which differ from the instantaneous (adiabatic) jump-operators, $\hat{a}(t) = \sqrt{\frac{m\omega(t)}{2\hbar}}\hat{Q} + \frac{i}{\sqrt{2m\omega\hbar(t)}}\hat{P}$ and $\hat{a}(t)^{\dagger}$.

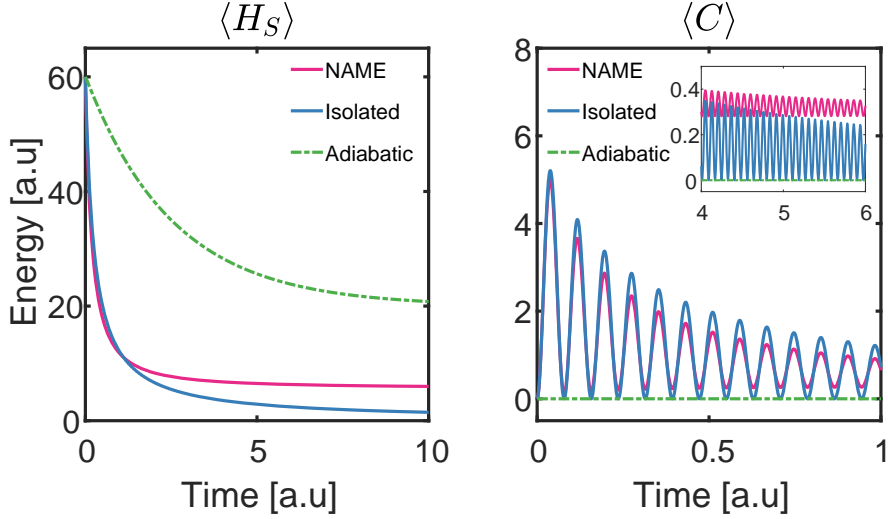


FIG. 2: The dynamics of the NAME (red) to the isolated quantum system (blue) and the *instantaneous attractor* (fixed point) of the adiabatic solution (green) for a parametric harmonic oscillator. The dynamics are represented by the system variables $\langle \hat{H}_S(t) \rangle$, $\langle \hat{L}(t) \rangle$ and $\langle \hat{C}(t) \rangle$. Here, the chosen parameters are: $\mu = -0.1$, $\omega(0) = 40$, $T = 20$ and $g = 1$ where the initial conditions include no coherence $\langle \hat{H}_S \rangle = 60$, $\langle \hat{L}(0) \rangle = \langle \hat{C}(0) \rangle = 0$.

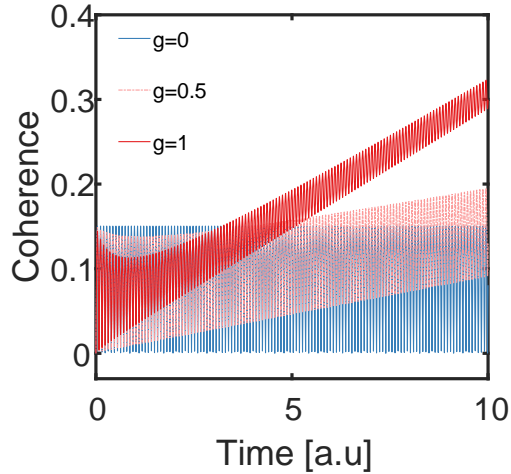


FIG. 3: The dynamics of the coherence, $\mathcal{C} \equiv \frac{\sqrt{\langle \hat{L} \rangle^2 + \langle \hat{C} \rangle^2}}{\hbar\omega(t)}$, is presented for different system-bath coupling strengths. Increasing the system-bath coupling induces an increase in coherence, associated with the non-adiabatic driving. Model parameters and initial conditions are identical to Fig. 2.

This deviation is a general consequence of non-adiabatic driving, independent of the model.

The generation of coherence, associated with the bath, is a prime result of this paper.

In the Schrödinger frame the contribution to the coherence from the system-bath interaction are associated with the equations of the parameters β and γ (see below). At each moment the dynamics can be imagined as motion toward a moving target dubbed as the *Instantaneous attractor*.

C. Instantaneous attractor

The *instantaneous attractor* is defined as a local steady state, obtained by setting the LHS of Eq. 34 to zero. This defines the *instantaneous attractor*:

$$\gamma_{i,t} = 0 \quad \text{and} \quad \beta_{i,t} = \log \left(\frac{k_{\uparrow}}{k_{\downarrow}} \right) = \log \left(\frac{N(\alpha(t))}{N(\alpha(t)) + 1} \right) \quad (36)$$

which leads

$$\langle \tilde{b}^{\dagger} \tilde{b} \rangle_{i,t} = N(\alpha(t)) \quad . \quad (37)$$

The *instantaneous attractor* is an unattainable target as the system is continuously driven.

The *instantaneous attractor* values for $\{\langle \hat{H}_S \rangle, \langle \hat{L} \rangle, \langle \hat{C} \rangle, \langle \hat{I} \rangle\}$ are calculated by substituting Eq. (36) in Eq. (32) and utilizing (37). We present results for the *instantaneous attractor*, in Fig. 4, for different negative adiabatic parameters μ . The harmonic oscillator's frequency decreases for $\mu < 0$ leading to a decrease in the target energy $\langle \hat{H}_{i,t} \rangle$. Coherence emerges via a non vanishing $\langle \hat{C}_{i,t} \rangle$ arising from a finite driving speed (non-adiabatic). Fig 4 shows that decreasing $|\mu|$ leads to convergence to the adiabatic solution, where the state follows the Hamiltonian and $\hat{C}_{i,t} \rightarrow 0$. A similar non-homogeneous term leading to a rise in coherence has been obtained for a system coupled to a squeezed bath, [54, 55]. The *instantaneous attractor* solution for $\langle \hat{L} \rangle$ vanishes due to the independence of the steady state on γ . This result is independent of the parameter choice.

The dynamics can be viewed as a system motion in a time-dependent reference frame relative to a static bath. In analogy to special relativity the bath observes a slowing down of the system frequency as $|\mu|$ is increased. This modifies the rates which depend on the Fourier transform of the bath correlations, with the system's frequency. In addition, the non-adiabatic of the system is equivalent to a system coupled to a squeezed bath. In the adiabatic limit ($\mu \rightarrow 0$) this effect vanishes and no coherence is generated.

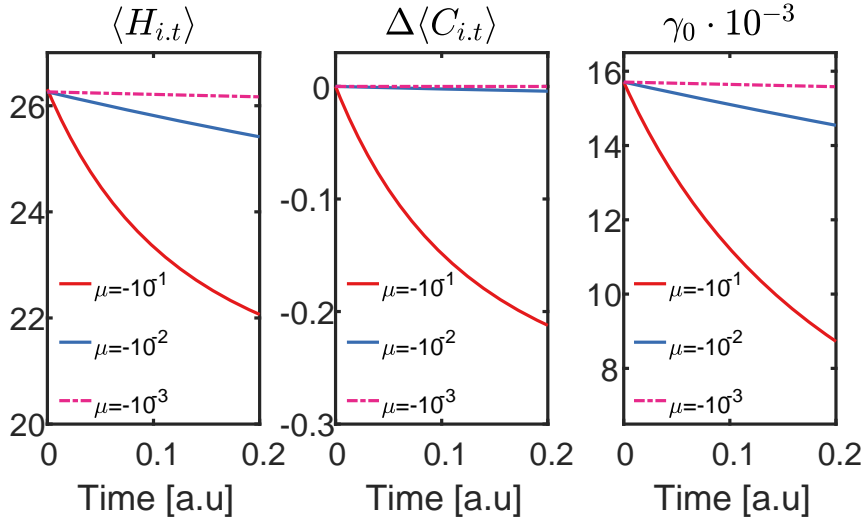


FIG. 4: Left: The *instantaneous attractors* as a function of time, for different values of the constant adiabatic parameter μ . Right: The time dependent rate coefficient. The figures are given in atomic units. Here, the coherence is calculated with reference to the initial coherence, $\Delta \langle C_{i,t} \rangle = \langle C_{i,t}(\tau) \rangle - \langle C_{i,t}(0) \rangle$. The initial frequency is $\omega(0) = 40$ and temperature of the bath $T = 20$, with initial values $\langle \hat{H}(0) \rangle \approx \{26.3, 26.2, 26.2\}$ for $\mu = \{10^{-1}, 10^{-2}, 10^{-3}\}$ and similarly for $\langle \hat{C}(0) \rangle = 1.31 \cdot \{1, 10^{-1}, 10^{-2}\}$ in atomic units.

These terms are a result of the non-adiabatic behaviour.

D. The asymptotic limit of the NAME

The adiabatic limit is obtained when $\mu \rightarrow 0$. In this limit the operators \hat{F}_{\pm} , Eq. (25), converge to $\hat{F}_{+,-} \rightarrow \sqrt{\frac{\hbar}{2\omega(0)m}} (\hat{a}, \hat{a}^\dagger)$ while $\xi(t) \rightarrow 1$ and $\alpha(t) \rightarrow \omega(t)$. Thus, in the adiabatic limit, Eq. (27) reproduces the adiabatic Markovian master equation as obtained by Albash et al. [22],

$$\frac{d}{dt} \hat{\rho}_S(t) = \left(\hat{\mathcal{U}}(t) + \gamma(\omega(t)) \hat{\mathcal{D}}(t) \right) \hat{\rho}_S(t) \quad (38)$$

where $\hat{\mathcal{U}}(t) \hat{\sigma} \equiv -\frac{i}{\hbar} [\hat{H}(t), \hat{\sigma}]$ and

$$\hat{\mathcal{D}}(t) \hat{\sigma} \equiv \hat{a}(t) \hat{\sigma} \hat{a}^\dagger(t) - \frac{1}{2} \{ \hat{a}^\dagger(t) \hat{a}(t), \hat{\sigma} \} + e^{-\hbar\omega(t)/k_B T} \left(\hat{a}^\dagger(t) \hat{\sigma}(t) \hat{a} - \frac{1}{2} \{ \hat{a}(t) \hat{a}^\dagger(t), \hat{\sigma} \} \right) .$$

When ω is constant Eq. (38) becomes the standard master equation of a thermalizing harmonic oscillator.

Comparing Eq. (31) to the adiabatic master equation (38) we notice two differences.

First, the decay rate is modified, the non-adiabatic and adiabatic decay rates are related by

$$\begin{aligned} k_{\downarrow} &= k_{\downarrow}^{adi} \frac{J\left(\frac{\kappa}{2}\omega(t)\right) \left(N\left(\frac{\kappa}{2}\omega(t)\right) + 1\right)}{J\left(\omega(t)\right) \left(N\left(\omega(t)\right) + 1\right)} \\ k_{\uparrow} &= k_{\uparrow}^{adi} \frac{J\left(\frac{\kappa}{2}\omega(t)\right) N\left(\frac{\kappa}{2}\omega(t)\right)}{J\left(\omega(t)\right) N\left(\omega(t)\right)} \end{aligned} \quad (39)$$

For the case of Ohmic spectral density linear in the frequency as well as higher powers, $J(\omega) \propto \omega^n$ for $n \geq 1$, the non-adiabatic rate will be smaller than the adiabatic rate, due to $\frac{\kappa}{2} \leq 1$. It is important to note that the solution is valid when $|\mu| < 2$ and $\theta_{\pm} \in \mathbb{R}$. The point $|\mu| = 2$ is an exceptional point representing the transition from damped to over-damped dynamics [56, 57]. Furthermore, μ and $\omega(t)$ are restricted by the secular approximation.

The NAME also differs in the jump operators $\hat{b}, \hat{b}^{\dagger}$ vs. $\hat{a}, \hat{a}^{\dagger}$. In the adiabatic case: $\hat{a}(t) = \sqrt{\frac{m\omega(t)}{2\hbar}} \hat{Q} + i \frac{1}{\sqrt{2m\hbar\omega(t)}} \hat{P}$, and in the non-adiabatic case

$$\hat{b}(t) = \sqrt{c} \left(A \hat{Q}(0) + B \hat{P}(0) \right) e^{i\theta_+(t)} \quad (40)$$

where A and B are defined below Eq. (25), \sqrt{c} is the factor relating \hat{b} and \hat{F} , and θ_+ is given by Eq. 26. When $\mu \rightarrow 0$ Eq. (40) converges to the standard annihilation operator.

V. APPROXIMATION ANALYSIS AND REGIME OF VALIDITY

We summarize the general derivation in section II, emphasizing the approximations performed and their range of validity. The relevant parameters of the composite system are the system-bath coupling strength g , the bath's spectral bandwidth $\Delta\nu$, the time dependent quasi-Bohr frequencies $\{\omega(t)\}$ of the system and the adiabatic parameter μ . The maximum adiabatic parameter of the transition between two energy eigenstates k and l is $\mu = \max_{t,k,l} \left[\frac{\langle k(t)|\dot{H}|l(t)\rangle}{|E_k(t) - E_l(t)|^2} \right]$, [41].

These four parameters determine four different timescales:

1. The system's typical timescale, $\tau_S = \max\left(\frac{1}{\omega_i(t)}\right)$, where ω_i are non-degenerate system Bohr frequencies.
2. The timescale of the bath is defined by $\tau_B \sim \frac{1}{\Delta\nu}$.
3. The relaxation time of the system, τ_R , which is proportional to the coupling strength $\tau_R \propto (g^2)^{-1}$ [22].

4. The timescale characterizing the rate of change of the system's energies due to the external driving, defined as τ_d , the non-adiabatic timescale.

The microscopic derivation holds in the weak coupling limit, thus, terms of the order $O(g)^3$ and higher can be neglected (practically, only the even powers of g will contribute, giving a correction of the order $O(g^4)$ to the derivation). The Markov approximation is valid when the bath's correlations decay rate is very fast relative to the coupling strength, leading to:

$$g\tau_B \ll 1 \quad (41)$$

The next step is the secular approximation which neglects the fast oscillating terms in Eq. (11). This approximation is valid for $\min_i [\theta_i(t) + \theta_j(t)] \gg 1$ when $\theta_i \neq -\theta_j$.

The non-adiabatic timescale τ_d , is restricted by the timescale of the bath's correlations decay τ_B . The timescale in which the driving field is changing should be slow relative to the bath dynamics, i.e., $\tau_B \ll \tau_d$. In addition, the correlations decay fast relative to the system dynamics, $\tau_S \gg \tau_B$. Here, τ_d can be evaluated by expanding $\theta_j(t - \tau_B)$ near the instantaneous time t , (Cf. 10):

$$\theta_j(t - \tau_B) \approx \theta_j(t) - \theta'_j(t) \tau_B \quad (42)$$

Higher order powers can be neglected if, $|\theta_j^{(n+1)}(t)| (\tau_B)^{n+1} \ll |\theta_j^{(n)}(t)| \tau_B^n$, leading to $|\theta'_j(t)|^{-1} \gg \tau_B$. The typical timescale of the driving can be identified as $\tau_d = \min_{i,t} [(\theta'_i(t))^{-1}]$.

A. Approximation analysis for the harmonic oscillator

For the harmonic oscillator example $\tau_S \sim \frac{1}{\omega(t)}$. In this case, the adiabatic parameter becomes $\mu = \frac{\dot{\omega}}{\omega^2}$, leading to the non-adiabatic timescale, $\tau_d \sim \frac{\omega(t)}{\dot{\omega}(t)} = (\omega(t) \mu)^{-1}$. The Born-Markov approximation conditions, $\tau_B \ll \tau_S$, $\tau_B \ll \tau_R$, leads to the following relations, $\omega(t) \ll \Delta\nu$ and $g \ll \Delta\nu$. Furthermore, the secular approximation leads to $\min \omega(t) \gg \frac{g^2}{\Delta\nu}$ and the driving protocol is restricted by $\mu \ll \min \frac{\Delta\nu}{\omega}$. Combining the inequalities above we can conclude that the relevant system's frequency regime is

$$\frac{g^2}{\Delta\nu} \ll \omega(t) \ll \Delta\nu \min [1, \mu^{-1}] \quad (43)$$

In the weak coupling limit for a bath with a constant and unbounded spectrum ($\Delta\nu \rightarrow \infty$), the bath is delta correlated and the master equation holds for any finite $\omega(t)$. Such a bath is hypothetical in practical scenarios, the bath spectrum is finite and the validity regime defined by Eq. (43).

VI. NUMERICAL ANALYSIS

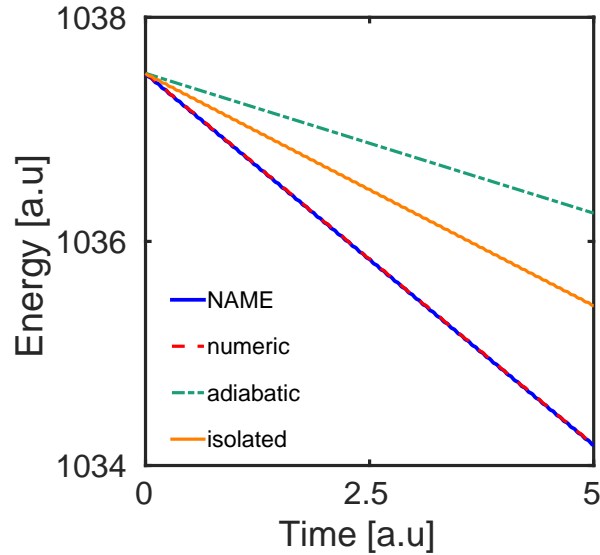


FIG. 5: The expectation value of the energy as a function of time for different solutions. The frequency decreases for a negative μ leading to a decrease in the energy. The initial state is of a Gibbs form: $\hat{\rho}_S = \exp\left(\beta(0) \tilde{b}^\dagger \tilde{b}(\mu)\right)$. The model parameters are given in a table in Appendix G 1.

We analyse the model by simulating numerically the system and bath. The model is a driven harmonic oscillator coupled to a bosonic bath. The bath consists of N oscillators

with an identical mass m represented by the Hamiltonian

$$\hat{H}_B = \sum_{i=1}^N \left(\frac{\hat{p}_i^2}{2m} + \frac{1}{2}m\omega_i^2\hat{q}_i^2 \right) . \quad (44)$$

A linear system bath coupling is employed $\hat{H}_I = \omega(t)\hat{Q}\sum_{k=1}^N g_k\hat{q}_k$ and a flat spectral density $J(\omega) = \text{const}$, in range $\omega \in [\omega_{min}, \omega_{max}]$. For the numerical compression we choose a different interaction than that in the analytical derivation, Eq. (23), which simplifies the numerical calculations. The matching analytical derivation for the new interaction is modified accordingly.

The combined system, Eq. (21), and bath form a set of linear harmonic systems. Leading to closed Heisenberg equations of motion for the set of operators $\hat{P}, \hat{Q}, \hat{P}^2, \hat{Q}^2, \hat{P}\hat{Q} + \hat{Q}\hat{P}$ and for all $1 \leq i \leq N$: $\hat{p}_i, \hat{q}_i, \hat{p}_i^2, \hat{q}_i^2, \hat{p}_i\hat{q}_i + \hat{q}_i\hat{p}_i$. We solve for the expectation values of the operators and the solution for the system's variables is translated to the set of operators $\langle \hat{H}(t) \rangle, \langle \hat{L}(t) \rangle$ and $\langle \hat{C}(t) \rangle$.

In the limit when the number of the bath modes diverge, $N \rightarrow \infty, \omega_{max} \rightarrow \infty$, the numerical approximation converges to the NAME solution. The equations of motion were solved for the second moments by a Dormand-Prince Runge Kutta method (DP-RK4) with a constant time step, see Appendix G for further details..

In Fig. 5, the energy as a function of time is compared for the adiabatic, isolated, NAME and numerical solutions. The results show a good match between the NAME and the independent numerical approach, while the adiabatic and isolated solutions deviate substantially from the expected energy change. Hence, the numerical result verifies the analytical derivation and solution for the NAME. To see this effect in the numerical simulation $\mu\omega$ should be comparable to the decay rate. In contrast, when μ is large the free propagation dominates.

VII. CONCLUSION

In this study we address the issue of the environment's affect on the dynamics of a driven quantum system, by developing the NAME. This Master equation generates a Markovian reduced description for a driven quantum system going beyond the adiabatic framework. This equation is cast into the form of a time-dependent GKLS equation where both the operators and the kinetic coefficient are time dependent.

A conditions necessary to derive the NAME is a Lie algebra of operators which span both the driven Hamiltonian and the system-bath coupling operators. This allows to obtain the free propagator and the time dependent jump operators. These are identified as the eigenoperators of the propagator. Furthermore, for the equation to be valid we require a timescale separation between the system and driving timescales, and the bath correlation time.

The NAME incorporates as limits, the time-independent, periodically driven and the adiabatic Master equations. In comparison to the adiabatic [22] or post adiabatic [26] Master equations, the NAME mixes population and coherence. The differences can be traced to the form of the jump operators, Eq. (14), composing the time dependent GKLS equation. In the adiabatic case the jump operators are eigenoperators of the instantaneous Hamiltonian, in contrast, for the NAME the jump operators of the free propagator.

Using the NAME we are able to explicitly solve the problem of a time-dependent open harmonic oscillator, Sec. IV. For instant, an experimental realization is the problem of thermalization of a particle in a varying harmonic trap. The solution is facilitated by choosing a driving protocol dictated by a constant adiabatic parameter μ . The SU(1,1) Lie algebra is employed to derive the Master equation and to represent the system as a generalized Gibbs state in the operators of the algebra. This form is equivalent to a squeezed thermal state and enables an explicit solution of the dynamics. Such restriction of a constant μ can be uplifted by using a piecewise approach, decomposing an arbitrary protocol to small time intervals with a constant μ .

For the harmonic oscillator model the decay rates of the NAME are reduced compared to the rates obtained from the adiabatic Master equation. The reason is an effective reduction of the system frequency $\alpha(t) < \omega(t)$ as seen by the bath. The explicit solution demonstrates the mixing of coherence and energy in the dynamics. Furthermore, when solving the dynamics of the NAME in the Schrödinger picture, the *instantaneous attractor* can be identified. At each instant the dynamics directs the system towards the *instantaneous attractor*. Coherence is generated since the *instantaneous attractor* is not diagonal in the instantaneous energy basis.

The dynamics of the NAME is compared to a numerical simulation. The numerical simulation converges to the analytical prediction of the NAME.

The NAME addresses the problem of a driven open system within the Markovian ap-

proximation. In any control problem of open quantum systems this is the typical scenario, [28–30]. Such control problem appears in annealing approaches to quantum computing [58] and for quantum gates.

VIII. ACKNOWLEDGEMENT

We thank KITP for the hospitality, this research was supported in part by the National Science Foundation under Grant No. NSF PHY-1748958. We thank Robert Alicki and Luis A. Correa for fruitful discussions. We would also like to acknowledge the support of the Israel Science Foundation, number 2244/14.

Appendix A: Expanding the interaction operator \hat{A}_k using the Lie algebra structure

We assume the system dynamics can be described by a time independent operator basis $\{\hat{F}_j\}$ including a finite number of operators which are elements of a Lie algebra

$$[\hat{G}_j, \hat{G}_i] = \sum_{k=1}^N c_k^{ij} \hat{G}_k \quad , \quad (\text{A1})$$

where c_k^{ij} are the structure constants.

If the Hamiltonian \hat{H}_S at initial time is a linear combination of the operators $\{\hat{G}_j\}$, it is a member of the algebra and can be expressed as:

$$\hat{H}_S = \sum_{j=1}^N h_j(t) \hat{G}_j \quad . \quad (\text{A2})$$

With the help of identity (A2) and the Heisenberg Equation one concludes that the equations of motion for the system operators are closed under the Lie algebra. In addition, for any closed Lie algebra the time evolution operator can be written as [49]:

$$\hat{U}(t) = \prod_j^N e^{r_j(t) \hat{G}_j} \quad , \quad (\text{A3})$$

where $r_j(t)$ are time dependent coefficients.

The jump operators are eigenoperators of the free evolution obeying, $\hat{U}_S^\dagger \tilde{F}_j \hat{U}_S = \tilde{F}_j e^{i\phi_j(t)}$. They form a complete basis within the system's algebra. If the operator A_k , Eq. (2), is

also an element of the Lie algebra it can be expanded in terms of the set $\{\hat{F}_j\}$ with time dependent coefficients $\chi_j(t)$,

$$\hat{A}_k = \sum_j \chi_j^k(t) \hat{F}_j \quad . \quad (\text{A4})$$

The coefficients $\chi_j^k(t)$ are in general complex, therefore, can be written in a polar form as $\chi_j^k(t) = \xi_j^k(t) e^{i(v_j^k(t) + \phi_j(t))} \equiv \xi_j^k e^{i\theta_j^k(t)}$. The amplitude $\xi_j^k(t)$ of a complex number is necessarily positive, leading to positive decay rates in the NAME (14). As a result of the decomposition in (A4), the interaction operators are also closed to the free propagation.

Appendix B: Generalized Gibbs state

In section IV B the NAME is derived for the open system dynamics of a parametric harmonic oscillator employing a solution that at all times can be described as a squeezed Gaussian state (ensemble) [52, 59]. This solution is a special case obtained when the system can be described in terms of Lie algebra of operators. In such a case, the state of the system at all times is represented as a generalized Gibbs state (GGS). The GGS is determined by maximum entropy with respect to the set of observables $\{\langle \hat{X} \rangle\}$ where the operators \hat{X} are members of the Lie algebra. The state has the form:

$$\hat{\rho}_S(t) = e^{\sum_j \lambda_j(t) \hat{X}_j} \quad , \quad (\text{B1})$$

where λ_j are Lagrange multipliers.

To maintain this form the set of operators $\{\hat{X}\}$ has to be closed under the dynamics generated by the equation of motion. Using the Lie algebra properties the state can be written in a product form in terms of the set $\{\hat{X}\}$, [48–50],

$$\hat{\rho}_S(t) = \prod_i^N e^{d_j(t) \hat{X}_j} \quad , \quad (\text{B2})$$

where $d_j(t)$ are time dependent coefficients.

The squeezed Gaussian state, assumed in Sec. IV B is a special case of a generalized Gibbs state. Accordingly a solution of the dynamics follows the derivation in IV B obtaining a set of coupled differential equations similar to Eq. (34) which can be solved by analytical or numerical methods.

Appendix C: Derivation of the Master equation up to first order in the bath correlations decay time

In section II the NAME, (14) is derived, assuming the bath dynamics are fast relative to the change in system and driving. The derivation involves the lowest possible order which captures the effect of the non-adiabatic driving and is exact for a delta-correlated bath. However, in realistic scenarios the bath is characterized by a finite spectral width and therefore has a non-vanishing bath correlation time, τ_B , which defines the range of validity. It is possible to go beyond the lowest order correction given in Eq. (14) including higher order corrections in τ_B . In the following section we present a derivation of the NAME for the harmonic oscillator including the first higher order correction, a generalization for the general case is straightforward.

The starting point of the derivation of the NAME is the Markovian quantum master equation, [34], (Eq. (3.118) p.132):

$$\frac{d}{dt}\tilde{\rho}_S(t) = -\frac{1}{\hbar^2} \int_0^\infty ds \operatorname{tr}_B \left[\tilde{H}(t), \left[\tilde{H}(t-s), \tilde{\rho}_S(t) \otimes \hat{\rho}_B \right] \right] . \quad (\text{C1})$$

The Hamiltonian in the interaction picture is first decomposed in terms of the set of eigenoperator:

$$\tilde{H}(t) = i\xi(t) \sum_{j=\pm} \hat{F}_j e^{i\theta_j(t)} \sum_k g_k \sqrt{\frac{\hbar m \omega_k}{2}} \left(\hat{b}_k^\dagger e^{i\omega_k t} - \hat{b}_k e^{-i\omega_k t} \right) . \quad (\text{C2})$$

Equation (C1) includes terms of the form $\operatorname{tr}_B \left[\tilde{H}(t) \tilde{H}(t-s) \tilde{\rho}_S \otimes \hat{\rho}_B \right]$. Next, we demonstrate how such a term is calculated explicitly using Eq. (C1). Contribution of other terms to the master equation can be calculated in a similar manner.

$$\begin{aligned} & \operatorname{tr}_B \left[\tilde{H}(t-s) (\tilde{\rho}_S \otimes \hat{\rho}_B) \tilde{H}(t) \right] \\ &= -\xi(t) \xi(t-s) \frac{\hbar m}{2} \sum_{i,j} \sum_{k,k'} \sqrt{\omega_k \omega_{k'}} g_k g_{k'} \hat{F}_i \tilde{\rho}_S \hat{F}_j e^{i\theta_i(t-s)} e^{i\theta_j(t)} \\ & \quad \sum_k \operatorname{tr}_B \left[\left(\hat{b}_k^\dagger e^{i\omega_k t} - \hat{b}_k e^{-i\omega_k t} \right) \left(\hat{b}_{k'}^\dagger e^{i\omega_{k'}(t-s)} - \hat{b}_{k'} e^{-i\omega_{k'}(t-s)} \right) \hat{\rho}_B \right] . \quad (\text{C3}) \end{aligned}$$

We proceed by expanding $\theta_i(t-s)$ near $s=0$. In the range of validity determined by the decay of the correlation $s \sim \tau_B$, allowing to approximate $s^2 \approx \tau_B s$, then:

$$\theta_i(t-s) \approx \theta_i(t) - \theta'_i(t) s + \frac{\theta''_i(t)}{2} \tau_B s . \quad (\text{C4})$$

We define $\bar{\alpha}(t) \equiv -\theta'_i(t) + \frac{\theta''_i(t)}{2}\tau_B$. The definition of $\bar{\alpha}(t)$ is similar to the definition in Eq. (10) for the first order expansion in s .

Substituting Eq. (C4) into Eq.(C3) and performing the secular approximation terminates terms for which $\theta_i(t) \neq -\theta_j(t)$. In addition, for a bosonic bath in thermal equilibrium $\langle b_k b_k \rangle = \langle b_k^\dagger b_k^\dagger \rangle = 0$, $\langle b_k b_{k'} \rangle = \delta_{k,k'}$, and Eq. (C3) is simplified to the form

$$\begin{aligned} \text{tr}_B \left[\tilde{H}(t-s) (\tilde{\rho}_S \otimes \hat{\rho}_B) \tilde{H}(t) \right] \\ = \frac{\hbar m}{2} \xi(t) \xi(t-s) \sum_{i=\pm} \hat{F}_i \hat{F}_i^\dagger e^{i\bar{\alpha}_i(t)s} \times \sum_k \omega_k g_k^2 \left(\langle \hat{b}_k^\dagger \hat{b}_k \rangle e^{i\omega_k s} + \langle \hat{b}_k \hat{b}_k^\dagger \rangle e^{-i\omega_k s} \right) . \end{aligned} \quad (\text{C5})$$

The coefficients g_k has units of inverse time, thus, in the continuum limit, the sum over g_k^2 can be replaced by an integral:

$$\sum_k g_k^2 \rightarrow \int_0^\infty f(\omega_k) \chi(\omega_k) d\omega_k , \quad (\text{C6})$$

where $f(\omega)$ is the density of states, such that $f(\omega) d\omega$ gives the number of oscillators with frequencies in the interval $[\omega, \omega + d\omega]$ [12] and $\chi(\omega)$ is the coupling strength function. On the RHS of Eq. (C6) the variable k is an integer while on the LHS it designates the wave number which is a continuous variable in the continuum limit. The two functions define the spectral density function $J(\omega) = f(\omega) \chi(\omega)$, leading to:

$$\begin{aligned} \text{tr}_B \left[\tilde{H}(t-s) (\tilde{\rho}_S \otimes \hat{\rho}_B) \tilde{H}(t) \right] \\ = \xi(t) \xi(t-s) \sum_{i=\pm} \hat{F}_i \hat{F}_i^\dagger e^{i\bar{\alpha}_i(t)s} \times \\ \int_0^\infty d\omega_k \omega_k J(\omega_k) \frac{\hbar m}{2} \left(\langle \hat{b}_k^\dagger \hat{b}_k \rangle e^{i\omega_k s} + \langle \hat{b}_k \hat{b}_k^\dagger \rangle e^{-i\omega_k s} \right) + \text{similar terms} . \end{aligned} \quad (\text{C7})$$

By inserting Eq. (C7) in the Markovian quantum master equation we obtain reduced dynamics

$$\begin{aligned} \frac{d}{dt} \tilde{\rho}_S(t) = \sum_{i=\pm} \hat{F}_i \hat{F}_i^\dagger \int_0^\infty d\omega_k \omega_k J(\omega_k) \frac{m}{2\hbar} \xi(t) \times \\ \int_0^\infty ds \xi(t-s) e^{i\bar{\alpha}_i(t)s} \left(\langle \hat{b}_k^\dagger \hat{b}_k \rangle e^{i\omega_k s} + \langle \hat{b}_k \hat{b}_k^\dagger \rangle e^{-i\omega_k s} \right) + \text{similar terms} . \end{aligned} \quad (\text{C8})$$

Assuming the change in ξ is slow relative to the decay of the bath correlation functions then

$$\xi(t-s) \approx \xi(t) - \xi'(t) \tau_B . \quad (\text{C9})$$

We Define

$$\bar{\Gamma}(t) \equiv \frac{m}{2\hbar} \int_0^\infty d\omega_k \omega_k J(\omega_k) \int_0^\infty ds e^{i\bar{\alpha}_i(t)s} \left(\langle \hat{b}_k^\dagger \hat{b}_k \rangle e^{i\omega_k s} + \langle \hat{b}_k \hat{b}_k^\dagger \rangle e^{-i\omega_k s} \right). \quad (\text{C10})$$

Decomposing $\bar{\Gamma}(t)$ to a real and pure imaginary part and using the identity $\int_0^\infty ds e^{-i\varepsilon s} = \pi\delta(\varepsilon) - i\mathcal{P}\frac{1}{\varepsilon}$ (here $\delta(x)$ is the Dirac delta function and \mathcal{P} is the Cauchy principle part) we obtain

$$\bar{\Gamma}(t) \equiv \left(\frac{1}{2}\gamma(\bar{\alpha}_i(t)) + iS(\bar{\alpha}_i(t)) \right) \quad (\text{C11})$$

where

$$\gamma(\bar{\alpha}_i(t)) = \frac{m\pi}{\hbar} \bar{\alpha}_i(t) J(\bar{\alpha}_i(t)) (\bar{N}(\bar{\alpha}_i(t)) + 1) \quad (\text{C12})$$

$$S(\bar{\alpha}_i(t)) = \mathcal{P} \left[\int_0^\infty d\omega_k \left[\frac{1 + \bar{N}(\omega_k)}{\bar{\alpha}_i(t) - \omega_k} + \frac{\bar{N}(\omega_k)}{\omega_k + \bar{\alpha}_i(t)} \right] \right]. \quad (\text{C13})$$

An identical derivation is carried out for the additional terms in Eq. (C8). After some algebra the first order correction to the NAME is obtained:

$$\frac{d}{dt} \tilde{\rho}_S(t) = (|\xi(t)|^2 - \xi(t) \xi'(t) \tau_B) \sum_i \gamma(\bar{\alpha}_i(t)) \left(\hat{F}_i \rho \hat{F}_i^\dagger - \frac{1}{2} \{ \hat{F}_i^\dagger \hat{F}_i, \tilde{\rho}_S \} \right). \quad (\text{C14})$$

For the harmonic oscillator example, the derivatives of θ_i can be calculated from Eq. (26) $\theta'_\pm(t) = \mp \frac{\kappa\omega(t)}{2}$ and $\theta''_\pm(t) = \mp \frac{\kappa\mu\omega^2(t)}{2}$. Leading to $\bar{\alpha}_+(t) \equiv \frac{\kappa\omega(t)}{2} \left(1 - \frac{\mu\omega(t)}{2} \tau_B \right)$. Notice here that this expression is the first order correction to $\alpha_+(t)$, (introduced for the general case in equation (10) and is derived for the Harmonic oscillator from θ_+ , Eq. (26).

The harmonic oscillator NAME including the first order correction is of the form

$$\begin{aligned} \frac{d}{dt} \tilde{\rho}_S(t) = & (|\xi(t)|^2 + \mu\tau_B\omega(0)/2) \gamma(\alpha_+(t)) \times \\ & \left(\hat{F}_+ \tilde{\rho}_S \hat{F}_- - \frac{1}{2} \{ \hat{F}_- \hat{F}_+, \tilde{\rho}_S \} + e^{-\bar{\alpha}_+(t)/k_B T} \left(\hat{F}_- \tilde{\rho}_S \hat{F}_+ - \frac{1}{2} \{ \hat{F}_+ \hat{F}_-, \tilde{\rho}_S \} \right) \right). \end{aligned} \quad (\text{C15})$$

Two differences appear between Eq. (C15) and the lower order derivation: First, there is a small correction to the decay rate in the order of $\mu\tau_B \sim \omega(t) \frac{\tau_B}{\tau_d}$ (where $\tau_B \ll \tau_d$). Furthermore, a memory-like correction arises due to the phase higher order correction. The higher order term in $\bar{\alpha}_+$ reduces (increases) the decay rate for $\mu < 0$ ($\mu > 0$). For spectral density $J \propto \omega^r$ where $r \geq 1$ this will lead to a decay rate which is retarded in time. The

effect can be understood as a delay in the reaction of the bath to the system's change in time. This effect will increase when the correlation time increases and vanishes for a delta correlated bath.

Appendix D: Free propagation

The unitary dynamics of the operators \hat{H}_S , \hat{L} and \hat{C} are given by [48]:

$$\hat{U} = \frac{1}{\kappa^2} \frac{\omega(t)}{\omega(0)} \begin{bmatrix} 4 - \mu^2 c & -\mu \kappa s & -2\mu(c-1) & 0 \\ -\mu \kappa s & \kappa^2 c & -2\kappa s & 0 \\ 2\mu(c-1) & 2\kappa s & 4c - \mu^2 & 0 \\ 0 & 0 & 0 & 1 \end{bmatrix} \quad (\text{D1})$$

where $\kappa = \sqrt{4 - \mu^2}$ and $c = \cos(\kappa\theta(t))$, $s = \sin(\kappa\theta(t))$.

Appendix E: Expanding the interaction term for the harmonic oscillator model in terms of eigenoperators of the propagator

We define two new time-dependent operators, $\bar{Q} = \sqrt{\omega(t)}\hat{Q}$ and $\bar{P} = \frac{1}{m\sqrt{\omega(t)}}\hat{P}$, leading to equations of motion which can be written in a matrix vector notation,

$$\frac{d}{dt} \begin{bmatrix} \bar{Q} \\ \bar{P} \end{bmatrix} = \omega(t) \begin{bmatrix} \frac{\mu}{2} & 1 \\ -1 & -\frac{\mu}{2} \end{bmatrix} \begin{bmatrix} \bar{Q} \\ \bar{P} \end{bmatrix} \quad (\text{E1})$$

Diagonalizing the matrix leads to eigenoperators,

$$\hat{u}_{\pm} = \frac{1}{2}(-\mu \pm i\kappa)\bar{Q} + \bar{P}, \quad (\text{E2})$$

which propagate in time as $\hat{u}_{\pm}(t) = \hat{u}_{\pm}(0)e^{i\theta_{\pm}}$. Here, $\theta_{\pm} \equiv \pm\frac{\kappa}{2} \int_0^t dt' \omega(t')$.

By defining $F_{+} \equiv \frac{i}{\kappa\sqrt{\omega(0)}}u_{-}(0)$, and utilizing equations (E2) and the definition of \bar{Q} , we obtain the decomposition,

$$\hat{Q}(t) = \sqrt{1 - \mu\omega(0)t} \left(\hat{F}_{-}e^{i\theta_{-}} + \hat{F}_{+}e^{i\theta_{+}} \right). \quad (\text{E3})$$

Defining $\xi(t) \equiv \sqrt{1 - \mu\omega(0)t}$ leads to the desired form.

Appendix F: Calculation of the expectation values for $\hat{H}_S(t)$, $\hat{L}(t)$, $\hat{C}(t)$

We define a vector in Liouville space $\vec{v}(t) = \{\hat{H}(t), \hat{L}(t), \hat{C}(t), \hat{I}\}^T$ similarly to the derivation in [48].

The dynamics of the isolated system is given by:

$$\vec{v}(t) = \hat{\mathcal{U}}(t, 0) \vec{v}(0) \quad (\text{F1})$$

where \mathcal{U} is given in Eq. (D1).

The operators of $\vec{v}(0)$ can be written in terms of the basis $\vec{b}(0) = \{\hat{b}^2(0), \hat{b}^\dagger \hat{b}(0), \hat{b}^{\dagger 2}(0)\}^T$, the transformation is summarized in a matrix form by

$$\vec{v}(0) = \mathcal{M} \vec{b}(0) \quad . \quad (\text{F2})$$

\mathcal{M} has the form:

$$\mathcal{M} \equiv \begin{bmatrix} h_1^* & -2h_2 & h_1 & -h_2 \\ l_1^* & -2l_2 & l_1 & -l_2 \\ k_1^* & 2k_2 & k_1 & k_2 \\ 0 & 0 & 0 & 1 \end{bmatrix} \quad (\text{F3})$$

where the constant of the matrix are:

$$h_1 \equiv d^2 \left(\frac{A^2}{2m} + \frac{1}{2} m \omega(0)^2 B^2 \right) \quad (\text{F4})$$

$$h_2 = d^2 \left(\frac{|A|^2}{2m} + \frac{1}{2} m \omega(0)^2 |B|^2 \right)$$

$$l_1 \equiv d^2 \left(\frac{A^2}{2m} - \frac{1}{2} m \omega(0)^2 B^2 \right)$$

$$l_2 = d^2 \left(\frac{|A|^2}{2m} - \frac{1}{2} m \omega(0)^2 |B|^2 \right)$$

$$k_1 = -d^2 \omega(0) BA, \quad \text{and} \quad k_2 = d^2 \omega(0) \text{Re}(AB^*) \quad .$$

Inserting Eq. (F2) into Eq. (F1) and defining $\mathcal{T} \equiv \mathcal{U} \mathcal{M}$ we obtain

$$\vec{v}(t) = \mathcal{T} \vec{b}(0) \quad (\text{F5})$$

and for the expectation values

$$\langle \vec{v}(t) \rangle = \mathcal{T} \langle \vec{b}(0) \rangle \quad . \quad (\text{F6})$$

The expectation values of the basis $\vec{b}(0)$ are calculated using Eq. (32):

$$\langle \tilde{b}^\dagger \tilde{b} \rangle = \text{tr} \left(\tilde{b}^\dagger \tilde{b} (0) \tilde{\rho}_S(t) \right) = \frac{(e^{-2\beta} - 4|\gamma|^2 - 1)}{2 \left((e^{-\beta} - 1)^2 - 4|\gamma|^2 \right)} - \frac{1}{2} \quad (\text{F7})$$

and

$$\langle \tilde{b}^2 \rangle = \left(\langle \tilde{b}^{\dagger 2} \rangle \right)^* = \frac{2\gamma^*}{(e^{-\beta} - 1)^2 - 4|\gamma|^2} \quad (\text{F8})$$

Appendix G: Numeric Model

For a time dependent oscillator coupled to N bath oscillators with an identical mass m , the composite Hamiltonian has the form:

$$\hat{H} = \frac{\hat{P}^2}{2m} + \frac{1}{2} m \omega^2(t) \hat{Q}^2 + \sum_{i=1}^N \left(\frac{\hat{p}_i^2}{2m} + \frac{1}{2} m \omega_i^2 \hat{q}_i^2 \right) + \hat{Q} \sum_k g_k \hat{q}_k \quad (\text{G1})$$

where \hat{p}_i , \hat{q}_i and ω_i are momentum position and frequency of the i 'th bath oscillator. The Heisenberg equations of motion are written in a vector-matrix form. For the vector \vec{v} the set of coupled differential equation are given by $\dot{\vec{v}}(t) = \mathcal{M} \vec{v}(t)$, where,

$$\vec{v} = \left\{ \hat{Q}^2, \hat{P}^2, \frac{\hat{Q}\hat{P} + \hat{P}\hat{Q}}{2}, \hat{Q}\hat{q}_1, \hat{Q}\hat{p}_1, \hat{P}\hat{q}_1, \hat{P}\hat{p}_1, \hat{q}_1^2, \hat{p}_1^2, \frac{\hat{q}_1\hat{p}_1 + \hat{p}_1\hat{q}_1}{2}, \dots \right\}^T, \quad (\text{G2})$$

$$\mathcal{M} = \begin{bmatrix} 0 & 0 & \frac{2}{m} & 0 & 0 & 0 & 0 & 0 & 0 & 0 & \dots \\ 0 & 0 & -2m\omega^2 & 0 & 0 & -2g_1 & 0 & 0 & 0 & 0 & \\ -m\omega^2 & \frac{1}{m} & 0 & -g_1 & 0 & 0 & 0 & 0 & 0 & 0 & \\ 0 & 0 & 0 & 0 & \frac{1}{m} & \frac{1}{m} & 0 & 0 & 0 & 0 & \\ -g_i & 0 & 0 & -m\omega_1^2 & 0 & 0 & \frac{1}{m} & 0 & 0 & 0 & \\ 0 & 0 & 0 & -m\omega^2 & 0 & 0 & \frac{1}{m} & -g_1 & 0 & 0 & \\ 0 & 0 & -g_1 & 0 & -m\omega^2 & -m\omega_1^2 & 0 & 0 & 0 & -g_1 & \\ 0 & 0 & 0 & 0 & 0 & 0 & 0 & 0 & 0 & \frac{2}{m} & \\ 0 & 0 & 0 & 0 & -2g_1 & 0 & 0 & 0 & 0 & -2m\omega_1^2 & \\ 0 & 0 & 0 & -g_1 & 0 & 0 & 0 & -m\omega_1^2 & \frac{1}{m} & 0 & \\ \vdots & & & & & & & & & & \ddots \end{bmatrix} \quad (\text{G3})$$

1. Numerical values

The table is given in atomic units.

μ	-10^{-5}
$\omega(0)$	40
$\langle \hat{H}(0) \rangle$	$1.0375 \cdot 10^3$
$\langle \hat{L}(0) \rangle$	$-5.625 \cdot 10^2$
$\langle \hat{C}(0) \rangle$	$6 \cdot 10^2$
Bath spectral width $\Delta\nu$	[0.6, 1000]
Number of oscillators	10^3
Oscillator mass m	2
Time step	$5 \cdot 10^{-4}$
Coupling strength g	$2.5 \cdot 10^{-2}$
T_{bath}	4

- [1] G. Lindblad, *Communications in Mathematical Physics* **40**, 147 (1975).
- [2] G. Lindblad, *Communications in Mathematical Physics* **48**, 119 (1976).
- [3] V. Gorini, A. Kossakowski, and E. C. G. Sudarshan, *Journal of Mathematical Physics* **17**, 821 (1976).
- [4] E. B. Davies, *Communications in mathematical Physics* **39**, 91 (1974).
- [5] U. Kleinekathöfer, *The Journal of chemical physics* **121**, 2505 (2004).
- [6] M. Perarnau-Llobet, H. Wilming, A. Riera, R. Gallego, and J. Eisert, *Physical Review Letters* **120**, 120602 (2018).
- [7] M. F. Ludovico, M. Moskalets, D. Sánchez, and L. Arrachea, *Physical Review B* **94**, 035436 (2016).
- [8] R. Alicki and R. Kosloff, arXiv preprint arXiv:1801.08314 (2018).
- [9] R. Kosloff, *Entropy* **15**, 2100 (2013).
- [10] S. Marcantoni, S. Alipour, F. Benatti, R. Floreanini, and A. Rezakhani, *Scientific reports* **7**, 12447 (2017).
- [11] G. Argentieri, F. Benatti, R. Floreanini, and M. Pezzutto, *Journal of Statistical Physics* **159**, 1127 (2015).
- [12] H. Carmichael, *An open systems approach to quantum optics: lectures presented at the Université Libre de Bruxelles, October 28 to November 4, 1991*, vol. 18 (Springer Science & Business

- Media, 2009).
- [13] M. O. Scully and M. S. Zubairy, *Quantum optics* (1999).
 - [14] H. M. Wiseman and G. J. Milburn, *Quantum measurement and control* (Cambridge university press, 2009).
 - [15] M. A. Nielsen and I. Chuang, *Quantum computation and quantum information* (2002).
 - [16] E. Geva, R. Kosloff, and J. Skinner, *The Journal of chemical physics* **102**, 8541 (1995).
 - [17] R. Alicki, D. Gelbwaser-Klimovsky, and G. Kurizki, arXiv preprint arXiv:1205.4552 (2012).
 - [18] A. Levy, R. Alicki, and R. Kosloff, *Phys. Rev. E* **85**, 061126 (2012), URL <https://link.aps.org/doi/10.1103/PhysRevE.85.061126>.
 - [19] K. Szczygielski, D. Gelbwaser-Klimovsky, and R. Alicki, *Physical Review E* **87**, 012120 (2013).
 - [20] R. Kosloff and A. Levy, *Annual review of physical chemistry* **65**, 365 (2014).
 - [21] E. Davies and H. Spohn, *Journal of Statistical Physics* **19**, 511 (1978).
 - [22] T. Albash, S. Boixo, D. A. Lidar, and P. Zanardi, *New Journal of Physics* **14**, 123016 (2012).
 - [23] A. M. Childs, E. Farhi, and J. Preskill, *Physical Review A* **65**, 012322 (2001).
 - [24] I. Kamleitner, *Physical Review A* **87**, 042111 (2013).
 - [25] M. S. Sarandy, L.-A. Wu, and D. A. Lidar, *Quantum Information Processing* **3**, 331 (2004).
 - [26] M. Yamaguchi, T. Yuge, and T. Ogawa, *Physical Review E* **95**, 012136 (2017).
 - [27] E. Geva and R. Kosloff, *The Journal of chemical physics* **96**, 3054 (1992).
 - [28] C. P. Koch, *Journal of Physics: Condensed Matter* **28**, 213001 (2016).
 - [29] A. Levy, A. Kiely, J. Muga, R. Kosloff, and E. Torrontegui, *New Journal of Physics* **20**, 025006 (2018).
 - [30] S. Vinjanampathy, N. Suri, F. Binder, and B. Muralidharan, *Bulletin of the American Physical Society* (2018).
 - [31] J. Roßnagel, S. T. Dawkins, K. N. Tolazzi, O. Abah, E. Lutz, F. Schmidt-Kaler, and K. Singer, *Science* **352**, 325 (2016).
 - [32] V. Blickle and C. Bechinger, *Nature Physics* **8**, 143 (2012).
 - [33] J. Von Neumann, *Mathematical foundations of quantum mechanics*, 2 (Princeton university press, 1955).
 - [34] H.-P. Breuer and F. Petruccione, *The theory of open quantum systems* (Oxford University Press on Demand, 2002).
 - [35] F. Shibata, Y. Takahashi, and N. Hashitsume, *Journal of Statistical Physics* **17**, 171 (1977).

- [36] N. Hashitsumae, F. Shibata, M. Shing, et al., *Journal of Statistical Physics* **17**, 155 (1977).
- [37] S. Nakajima, *Progress of Theoretical Physics* **20**, 948 (1958).
- [38] R. Zwanzig, *The Journal of Chemical Physics* **33**, 1338 (1960).
- [39] H.-P. Breuer, B. Kappler, and F. Petruccione, *Annals of Physics* **291**, 36 (2001).
- [40] T.-M. Chang and J. Skinner, *Physica A: Statistical Mechanics and its Applications* **193**, 483 (1993).
- [41] A. Mostafazadeh, *Physical Review A* **55**, 1653 (1997).
- [42] R. Alicki, D. A. Lidar, and P. Zanardi, *Physical Review A* **73**, 052311 (2006).
- [43] A. S. Dietrich, M. Kiffner, and D. Jaksch, arXiv preprint arXiv:1803.07785 (2018).
- [44] M. V. Berry, in *Proceedings of the Royal Society of London A: Mathematical, Physical and Engineering Sciences* (The Royal Society, 1984), vol. 392, pp. 45–57.
- [45] M. V. Berry, *Proceedings of the Royal Society of London. Series A, Mathematical and Physical Sciences* pp. 31–46 (1987).
- [46] M. Hirayama and H. Yamakoshi, *Progress of theoretical physics* **90**, 293 (1993).
- [47] H. Yukawa, *Progress of Theoretical Physics* **31**, 1167 (1964).
- [48] R. Kosloff and Y. Rezek, *Entropy* **19**, 136 (2017).
- [49] Y. Alhassid and R. Levine, *Physical Review A* **18**, 89 (1978).
- [50] J. Wei and E. Norman, *Proceedings of the American Mathematical Society* **15**, 327 (1964).
- [51] I. Schaefer, H. Tal-Ezer, and R. Kosloff, *Journal of Computational Physics* **343**, 368 (2017).
- [52] T. Langen, S. Erne, R. Geiger, B. Rauer, T. Schweigler, M. Kuhnert, W. Rohringer, I. E. Mazets, T. Gasenzer, and J. Schmiedmayer, *Science* **348**, 207 (2015).
- [53] E. T. Jaynes, *Physical review* **108**, 171 (1957).
- [54] G. Manzano, F. Galve, R. Zambrini, and J. M. Parrondo, *Physical Review E* **93**, 052120 (2016).
- [55] S.-W. Li, arXiv preprint arXiv:1612.03884 (2016).
- [56] R. Uzdin, E. G. Dalla Torre, R. Kosloff, and N. Moiseyev, *Physical Review A* **88**, 022505 (2013).
- [57] N. Moiseyev, *Physical Review A* **88**, 034502 (2013).
- [58] A. Das and B. K. Chakrabarti, *Reviews of Modern Physics* **80**, 1061 (2008).
- [59] E. T. Jaynes, *Physical review* **108**, 171 (1957).
- [60] W. T. Reid, *Riccati differential equations* (Elsevier, 1972).
- [61] Y. Rezek and R. Kosloff, *New Journal of Physics* **8**, 83 (2006).