

STUDY OF MICRO-MACRO ACCELERATION SCHEMES FOR LINEAR SLOW-FAST STOCHASTIC DIFFERENTIAL EQUATIONS WITH ADDITIVE NOISE

KRISTIAN DEBRABANT, GIOVANNI SAMAËY, AND PRZEMYSŁAW ZIELIŃSKI

ABSTRACT. Computational multi-scale methods capitalize on large separation between different time scales in a model to efficiently simulate its slow dynamics over long time intervals. For stochastic systems, the focus lies often on the statistics of the slowest dynamics and most methods rely on an approximate closed model for slow scale or a coupling strategy that alternates between the scales. Here, we analyse the efficiency of a micro-macro acceleration method that couples short bursts of stochastic path simulation with extrapolation of spatial averages forward in time. To have explicit derivations, we first elicit an amenable linear model that can accommodate multiple time scales. We show that the stability threshold on the extrapolation step, above which the simulation breaks down, is largely independent from the time-scale separation parameter of the linear model, which severely restricts the time step of direct path simulation. We make derivations and perform numerical experiments in the Gaussian setting, where only the evolution of mean and variance matters, and additionally analyse the asymptotics of non-Gaussian laws to indicate the scope of the method. Our results demonstrate that the micro-macro acceleration method increases the admissible time step for multi-scale systems beyond step sizes for which a direct time discretization becomes unstable.

1. INTRODUCTION

Models with multiple time scales abound in a large variety of domains: complex fluids, materials research, life sciences and bio-mechanics, to name a few [13, 16, 29, 35, 42]. At the same time, the design and analysis of efficient numerical methods for multi-scale stochastic differential equations (SDEs) remains challenging. While explicit schemes require excruciatingly small time steps, implicit schemes – though successful for stiff ordinary differential equations (ODEs) – may not yield the correct invariant distribution in the stochastic case [37]. Thus, dedicated computational multiscale methods for SDEs are required. An extensive body of work already exists, see [2, 17, 30] and references therein.

In [12], we introduced a micro-macro acceleration method for the simulation of SDEs with a separation between the (fast) time scale of individual trajectories and the (slow) time scale of the macroscopic function of interest. The method couples the microscopic model, of which we have full knowledge, to a macroscopic level, described by a finite set of macroscopic state variables – averages over the microscopic distribution. To bypass the prohibitive cost of the direct Monte Carlo simulation, the method alternates between short bursts of microscopic path simulation and extrapolation of macroscopic states forward in time. After each extrapolation, a new microscopic state is obtained by *matching* the last available microscopic distribution with the extrapolated macroscopic state. The matching is an inference procedure that renders a minimal perturbation of a prior microscopic state (available just before the extrapolation) consistent with the extrapolated macroscopic state.

In this manuscript, we study *asymptotic numerical stability* of the micro-macro acceleration method – preservation of asymptotic qualitative behaviour of equilibria under time discretisation¹ – in terms of the extrapolation time step and the time-scale separation present in the

Date: June 8, 2022.

2010 Mathematics Subject Classification. Primary, 65C30, 60H35, 65L20; Secondary, 94A17, 62E17.

Key words and phrases. micro-macro simulations, entropy optimisation, stiff stochastic differential equations, Kullback-Leibler divergence, stability.

¹Not to be confused with *numerical stability* (necessary for convergence) that measures the robustness of a numerical scheme with respect to perturbations, such as round-off errors, over finite time horizon as step-size tends to zero.

system. Linear stability analysis constitutes a necessary part of analysis for any numerical scheme. Indeed, to be of computational interest, the micro-macro acceleration method should satisfy two basic properties: (i) it should *converge* to the full microscopic dynamics in an appropriate limit; and (ii) it should be *more efficient* than a full microscopic simulation. In [36], convergence was analysed in a general setting, in the limit when the number of macroscopic state variables tends to infinity and both the microscopic and extrapolation time steps tend to zero. Here, we tackle item (ii). We do this for a simple linear test case so that we have explicit derivations at our disposal.

The main results of this work demonstrate that the micro-macro acceleration method increases the admissible time step for stiff systems well beyond step sizes for which a direct time discretization becomes unstable. In the models we analyse, the stiffness results from the presence of the fast and slow microscopic variables – evolving on vastly different time scales quantified by the eigenvalues of the associated linear operator. At the macroscopic level, we only extrapolate averages of the slow variables. We show that in this case, the extrapolation time step is only limited by the “slow” eigenvalues of the system. Therefore, the extrapolation time step is not artificially constrained by the “fast” eigenvalues, and can be determined purely based on accuracy considerations. (We defer a precise definition of “slow” and “fast” eigenvalues to Section 4.2.)

Before proceeding to the technical content of this manuscript, we briefly review the complications that arise when analysing linear stability in the stochastic setting.

Linear stability of numerical methods. In deterministic numerical analysis, the study of linear stability of time-discretization methods focuses on the simple scalar linear test equation $\dot{x} = \kappa x$ [24]. The results can be transferred to systems of linear ODEs by decoupling the system into a set of scalar (complex) test equations using spectral factorisation. One then considers the same linear scalar equation, in which κ runs over all eigenvalues of the linear system. To generalize the analysis to the asymptotic stability of nonlinear systems of ODEs, one linearizes around an equilibrium solution, leading to a vector linear equation. The validity of this last step relies on the Hartmann-Grobman or first approximation theorems, which bring the linear stability results back to the nonlinear problem [24, 46].

Obtaining similar stability results for SDEs is highly non-trivial, for at least three reasons. First, the transfer of linear stability results to the nonlinear setting remains unjustified in the case of stochastic nonlinear systems; no rigorous results on the connection between nonlinear and linearised systems exist [8]. We do not address this issue in the present study and start from a linear test equation from the outset. Specifically, we study linear vector stochastic differential equations in \mathbb{R}^d with additive noise

$$(1.1) \quad dX_t = AX_t dt + \sqrt{B} dW_t,$$

in which W_t is a standard d -dimensional Wiener process on $[0, \infty)$ and the constant, nonrandom matrices $A \in \mathbb{R}^{d \times d}$ and $B \in \mathbb{R}^{d \times d}$ are called the drift and diffusion matrix, respectively.

Second, the connection between the vector and scalar cases is not a straightforward extension of the deterministic case. In general, this connection can only be achieved under the assumption of simultaneous diagonalizability of matrices appearing in (1.1) [7]. In the context of slow-fast SDEs, this assumption turns out to be too restrictive, and we cannot reduce the problem to studying linear stability for a scalar complex equation, as in the deterministic case. Thus, an important issue we address in this paper concerns the definition of a suitable slow-fast vector test equation that allows studying linear stability of the micro-macro acceleration method.

Finally, both the choice of test equation and stability concept vary in the SDE literature [8]. Concerning the linear test equation, we face the alternative of SDEs with multiplicative or additive noise, which display different qualitative behaviour but both arise from a perturbation of the same underlying ODE. Regarding the stability concept in the stochastic setting, we distinguish between strong stability, which usually looks at the almost sure or mean square convergence of paths of the process to a suitable stationary solution, and weak stability, which investigates the convergence (e.g., in distribution) of laws of the process to an invariant measure of the SDE. Until now, research mostly focused on (both linear and non-linear) SDEs with multiplicative noise and strong stability of zero solutions of the discrete and continuous systems [1, 7, 11, 14, 21, 44, 45]. Also, several works investigating the weak stability of such

systems exist [38, 47]. For the additive noise, the definition of the stationary solution requires the theory of random dynamical systems [8, 10, 14].

In our study, we focus on the convergence of the (time-marginal) laws of (1.1) to its invariant distribution. We therefore choose the combination of additive noise and weak stability, incidentally the least represented in the literature so far, see [20, 43]. We consider the perturbation by additive noise in (1.1) since it leads to a non-degenerate Gaussian stationary distribution, as opposed to a Dirac mass in the multiplicative case. Moreover, the nature of the micro-macro acceleration method – which, by the presence of forward extrapolation of averages and the matching procedure, produces only weak approximations to the underlying SDE – motivates the choice of the weak stability concept.

Organization of the paper. In Section 2, we describe the micro-macro acceleration method with two matching procedures: one based on matching with the mean only, and a second one with both mean and variance. We also discuss the appropriate modifications when extrapolating the mean and variance of the slow variables only. In Section 3, we discuss the properties of linear vector SDEs with additive noise and introduce the stability concepts that will be considered throughout the manuscript. We then turn (in Section 4) to the specific case of slow-fast SDEs and introduce a block-diagonalisation to separate slow variables from fast ones. We study the linear stability of the micro-macro acceleration method for Gaussian initial conditions, analytically and numerically, in Section 5. Finally, in Section 6, we extend the stability analysis to a class of initial distributions having Gaussian tails. We consider the extrapolation of mean only, which allows us to use the properties of cumulant generating functions in our analysis.

Basic notation. *Probability.* By \mathcal{P}^d we denote the collection of all probability measures on \mathbb{R}^d that act on the d -dimensional Borel σ -algebra \mathfrak{B}^d . In particular, $\mathcal{N}_{\mu,\Sigma} \in \mathcal{P}^d$ stands for the normal distribution with vector mean μ and covariance matrix Σ . For any $P \in \mathcal{P}^d$, $\mathbb{E}_P[\cdot]$ and $\mathbb{V}_P[\cdot]$ are the mean and covariance operators of P , respectively. If X is a random vector distributed according to P , in short $X \sim P$, we indicate by $\mathbb{E}[X]$ its vector mean and by $\mathbb{V}[X]$ its covariance matrix.

Matrices. We denote with $\mathbb{R}^{d \times d'}$ the space of $d \times d'$ real matrices. In what follows, we do not indicate matrix multiplication, i.e., the matrix product of M and M' is simply MM' . For $M \in \mathbb{R}^{d \times d'}$, M^T is the transpose of M , and if $d = d'$, $\text{Sp}(M)$ stands for the spectrum and $\text{Tr}(M)$ for the trace of M . For two matrices $M, M' \in \mathbb{R}^{d \times d'}$, we denote by $M \cdot M' \doteq \text{Tr}(M^T M')$ their Frobenius inner product. In particular, if we have two (column) vectors $x, y \in \mathbb{R}^d = \mathbb{R}^{d \times 1}$, $x \cdot y = x^T y$ equals their scalar product. We also use the symbol I to denote the identity matrix in $\mathbb{R}^{d \times d}$.

Direct sums. For $d, d_s, d_f \in \mathbb{N}_0 \doteq \{0, 1, \dots\}$ satisfying $d = d_s + d_f$, we will consider a decomposition of \mathbb{R}^d into the (direct) sum $\mathbb{R}^d = \mathbb{R}^{d_s} \oplus \mathbb{R}^{d_f}$. Accordingly to this decomposition, for $y \in \mathbb{R}^{d_s}$ and $z \in \mathbb{R}^{d_f}$, we denote $x = y \oplus z \in \mathbb{R}^d$ the vector concatenation of y and z . In the remainder of the manuscript, we always place the indices related to the decomposition of \mathbb{R}^d in the superscripts of relevant symbols, for example \mathcal{P}^s indicates the set of all probability measures on \mathbb{R}^{d_s} , reserving subscripts to indicate time and/or step number.

Code. For the numerical experiments, we used the Python 3 programming language (Python Software Foundation, <https://www.python.org/>). The code can be found at <https://doi.org/10.5281/zenodo.1252983>.

2. MICRO-MACRO ACCELERATION WITH KULLBACK-LEIBLER DIVERGENCE MATCHING

One time step of the micro-macro acceleration method consists of four stages: (i) *microscopic simulation* of the full stochastic system with a small batch of time steps of size δt ; (ii) *restriction*, i.e., extraction of an estimate of the macroscopic time derivative, based on the simulation in the first stage; (iii) forward in time *extrapolation* of the macroscopic state; and (iv) *matching* of the last microscopic state from stage (i) with the extrapolated macroscopic state.

Matching is a crucial stage of the algorithm. In this stage, we aim to obtain, after extrapolation, a new probability distribution of the full system compatible with given macroscopic states. To address and regularize this inference problem, we concentrate on a strategy for matching that uses a *prior* distribution $P \in \mathcal{P}^d$, which comes from the last available microscopic state

at the end of stage (i), and alters it to make it consistent with the extrapolated macroscopic state.

In this paper, we build upon the work in [12, 36] and obtain the matched distribution from the prior P by minimising the *Kullback-Leibler divergence* (also called *logarithmic relative entropy*)

$$(2.1) \quad \mathcal{D}(Q\|P) \doteq \mathbb{E}_Q \left[\ln \frac{dQ}{dP} \right]$$

over all probability distributions Q absolutely continuous with respect to P and having correct (extrapolated) macroscopic state. The Kullback-Leibler divergence between two probability distributions is always non-negative (a consequence of Jensen's inequality), but it is not a metric on \mathcal{P}^d – it lacks the symmetry property and fails to satisfy the triangle inequality. Nevertheless, we can use it to quantify the proximity of two distributions P and Q . For instance, \mathcal{D} provides an upper bound on the *total variation distance* $d_{\text{TV}}(Q, P) \doteq \sup\{|Q(U) - P(U)| : U \in \mathfrak{B}^d\}$ via Pinsker's inequality [41]

$$(2.2) \quad d_{\text{TV}}(Q, P) \leq \sqrt{\mathcal{D}(Q\|P)}.$$

For additional motivation for the use of the Kullback-Leibler divergence for matching, see [36].

2.1. Matching with mean and variance via minimum Kullback-Leibler divergence.

In this manuscript, we are interested in two particular inference procedures to recover the microscopic distribution: one based on the mean only, and one based on both mean and variance. For a more general description of matching with an arbitrary number of moments, we refer to [12, 36].

Matching with mean only. The first procedure is based on preserving the mean only and reads

$$(ME) \quad \mathcal{M}(\bar{\mu}, P) = \operatorname{argmin}_{Q \in \mathcal{P}^d} \mathcal{D}(Q\|P), \text{ constrained on } \mathbb{E}_Q[\Pi] = \bar{\mu},$$

where Π denotes the identity operator in \mathbb{R}^{d^2} . The density of the matched distribution $Q^{\bar{\mu}} = \mathcal{M}(\bar{\mu}, P)$ with respect to the prior P is [12]

$$(2.3) \quad \frac{dQ^{\bar{\mu}}}{dP}(x) = \exp(\bar{\lambda} \cdot x - A(\bar{\lambda}, P)),$$

where the log-partition function $A(\lambda, P) = \ln \mathbb{E}_P[\exp(\lambda \cdot \Pi)]$ gives the normalizing constant in (2.3) and $\bar{\lambda} \in \mathbb{R}^d$ is a vector of Lagrange multipliers that satisfies

$$(2.4) \quad \nabla_{\lambda} A(\bar{\lambda}, P) = \bar{\mu}.$$

Note that the log-partition function $A(\lambda, P)$ for matching with mean only coincides with the value of the *cumulant generating function* (CGF) of P at λ . We explore this connection in Section 6 to study the propagation of non-Gaussian initial conditions. Here, let us only point out that $A(\lambda, P)$ is finite only when λ belongs to the domain of the CGF of P , and we can look for solutions to (2.4) only in this domain. We do not consider in the full generality the question whether Lagrange multipliers exist for any given prior P and mean μ . In Section 5, we work within a Gaussian framework, where we can solve (2.4) explicitly. In Section 6, we make additional assumption on the CGFs of priors that guarantee the solvability of (2.4).

Matching with mean and variance. The second procedure employs additionally the full covariance matrix and it reads

$$(MEV) \quad \mathcal{M}(\bar{\mu}, \bar{\Sigma}, P) = \operatorname{argmin}_{Q \in \mathcal{P}^d} \mathcal{D}(Q\|P), \text{ constrained on } \begin{cases} \mathbb{E}_Q[\Pi] = \bar{\mu} \\ \mathbb{V}_Q[\Pi] = \bar{\Sigma}. \end{cases}$$

We introduce the vectors of Lagrange multipliers $\bar{\lambda} \in \mathbb{R}^d$ and $\bar{\Lambda} \in \mathbb{R}^{d \times d}$, and write the Radon-Nikodym derivative of the matched distribution $Q^{\bar{\mu}, \bar{\Sigma}} = \mathcal{M}(\bar{\mu}, \bar{\Sigma}, P)$ as [12]

$$\frac{dQ^{\bar{\mu}, \bar{\Sigma}}}{dP}(x) = \exp(\bar{\lambda} \cdot x + \bar{\Lambda} \cdot (x - \mathbb{E}_P[\Pi])^2 - A(\bar{\lambda}, \bar{\Lambda}, P)),$$

²We use this notation to unify the notation between this section and the subsequent one, in which we will project onto a lower-dimensional subspace. Here, one can think of Π as the projection from \mathbb{R}^d onto \mathbb{R}^d .

where $v^2 \doteq vv^\top$ for any $v \in \mathbb{R}^d$. In this case, the log-partition function reads $A(\lambda, \Lambda, P) = \ln \mathbb{E}_P[\exp(\lambda \cdot \Pi + \Lambda \cdot (\Pi - \mathbb{E}_P[\Pi])^2)]$ and the Lagrange multipliers $(\bar{\lambda}, \bar{\Lambda})$ satisfy

$$(2.5) \quad \begin{cases} \nabla_\lambda A(\bar{\lambda}, \bar{\Lambda}, P) = \bar{\mu} \\ \nabla_\Lambda A(\bar{\lambda}, \bar{\Lambda}, P) = \bar{\Sigma}. \end{cases}$$

Note that, due to symmetry in $\bar{\Sigma}$, the systems for the constraints and for the Lagrange multipliers are overdetermined. In fact, to obtain the Lagrange multipliers, we only need to solve $d(d+3)/2$ non-linear equations. Similarly as for the matching with mean only, there arises a question whether we can find a solution to the above system for a given prior P and $(\bar{\mu}, \bar{\Sigma})$. In our analysis and during numerical experiments, we employ (MEV) only with Gaussian priors, thus we can always find a solution provided the matrix $\bar{\Sigma}$ is non-negative definite.

2.2. Combining matching and coarse-graining. The matching procedures introduced in the previous section use the first two moments of the full distribution. However, as we describe in Section 4, in the simulation of the multi-scale systems, we are usually interested in the evolution of d_s slow variables. Therefore, it is reasonable to combine the micro-macro acceleration method with coarse-graining: employing only the moments related to the slow variables during extrapolation. The matching procedures from Section 2.1 can be easily modified to encompass this case. The only required change in the formulas amounts to replacing the identity Π on \mathbb{R}^d with the orthogonal projection $\Pi^s: \mathbb{R}^d \rightarrow \mathbb{R}^{d_s}$ onto the space of slow variables, and using the marginal mean $\bar{\mu}^s$ and marginal covariance $\bar{\Sigma}^s$ in the constraints. Therefore, the matching with slow mean only reads

$$(ME)^s \quad \mathcal{M}(\bar{\mu}^s, P) = \operatorname{argmin}_{Q \in \mathcal{P}^d} \mathcal{D}(Q||P), \text{ constrained on } \mathbb{E}_Q[\Pi^s] = \bar{\mu}^s,$$

and the matching with mean and variance becomes

$$(MEV)^s \quad \mathcal{M}(\bar{\mu}^s, \bar{\Sigma}^s, P) = \operatorname{argmin}_{Q \in \mathcal{P}^d} \mathcal{D}(Q||P), \text{ constrained on } \begin{cases} \mathbb{E}_Q[\Pi^s] = \bar{\mu}^s \\ \mathbb{V}_Q[\Pi^s] = \bar{\Sigma}^s. \end{cases}$$

For $d_s = d$, we retrieve the minimisation programs from the previous Section. For $d_s < d$, this change further reduces the number of nonlinear equations for Lagrange multipliers to d_s in the case of matching with marginal mean, and $d_s(d_s+3)/2$ for matching with marginal mean and variance. In this fashion, we obtain a significant reduction in the computational effort whenever $d_s \ll d$ – an expected feature of multiscale systems.

We now demonstrate how the matching procedures with d_s -marginal moments on \mathbb{R}^d connect back to the matchings with full moments on \mathbb{R}^{d_s} , the space of slow variables. Let P^s be the marginal distribution of P on the slow subspace \mathbb{R}^{d_s} . Then, for every slow variable $y \in \mathbb{R}^{d_s}$, there exists a unique conditional distribution $P^{f|s}(\cdot|y)$ on \mathbb{R}^{d_f} [15, Thm. 10.2.2], which gives the distribution of the fast variables conditioned on fixing the slow ones at y .³ Now, we can easily see that we obtain the matching based on slow moments by (i) performing the full matching on the space of slow variables only with prior P^s ; and (ii) multiplying the result with the conditional distribution $P^{f|s}(\cdot|y)$ of the fast variables, given the slow ones. We detail this observation for (ME)^s; the case of (MEV)^s follows similarly.

To see (i), consider the log-partition function $A(\lambda, P)$, where $\lambda \in \mathbb{R}^{d_s}$, related to (ME)^s. Employing [15, Thm. 10.2.1], we compute

$$(2.6) \quad \begin{aligned} A(\lambda, P) &= \ln \int_{\mathbb{R}^d} \exp(\lambda \cdot \Pi^s x) P(dx) \\ &= \ln \left\{ \int_{\mathbb{R}^{d_s}} \int_{\mathbb{R}^{d_f}} \exp(\lambda \cdot y) P^{f|s}(dz|y) P^s(dy) \right\} \\ &= \ln \left\{ \int_{\mathbb{R}^{d_s}} \exp(\lambda \cdot y) \int_{\mathbb{R}^{d_f}} P^{f|s}(dz|y) P^s(dy) \right\} \\ &= \ln \mathbb{E}_{P^s}[\exp(\lambda \cdot \Pi^s)] = A(\lambda, P^s), \end{aligned}$$

³The basic relation between these three probabilities is that for every measurable rectangle $U \times V \subseteq \mathbb{R}^{d_s} \oplus \mathbb{R}^{d_f}$ and Borel function $g: U \times V \rightarrow \mathbb{R}$, it holds $\int_{U \times V} g(x) P(dx) = \int_U \int_V g(y, z) P^{f|s}(dz|y) P^s(dy)$.

where $A(\lambda, P^s)$ is the log-partition function of (ME) with $d = d_s$. Therefore, the vector of Lagrange multipliers $\bar{\lambda} \in \mathbb{R}^{d_s}$ of $\mathcal{M}(\bar{\mu}^s, P)$, the coarse-grained matching (ME)^s, solves equivalently

$$\nabla_{\lambda} A(\bar{\lambda}, P^s) = \bar{\mu}^s,$$

so it corresponds to $\mathcal{M}(\bar{\mu}^s, P^s)$, the full matching on the space \mathbb{R}^{d_s} of slow variables.

To see (ii), we start from the following observation: if $Q = \mathcal{M}(\bar{\mu}^s, P) \in \mathcal{P}^d$ and $Q^s = \mathcal{M}(\bar{\mu}^s, P^s) \in \mathcal{P}^s$, we have the following identity

$$(2.7) \quad \frac{dQ}{dP}(y, z) = \exp(\bar{\lambda} \cdot y - A(\bar{\lambda}, P^s)) = \frac{dQ^s}{dP^s}(y).$$

Formula (2.7) means that the marginal density $(dQ/dP)^s$ equals dQ^s/dP^s and the conditional $(dQ/dP)^{f|s}(\cdot|y)$ is constant, equal to 1, for all $y \in \mathbb{R}^{d_s}$. Thus, we can obtain the coarse-grained matching by performing the full matching on the space of slow variables \mathbb{R}^{d_s} only, and reusing the conditional distributions of the prior $P^{f|s}(\cdot|y)$.

Let us also present the corresponding formulas for priors that are absolutely continuous with respect to the Lebesgue measure dx on \mathbb{R}^d . If the prior measure P has density p , that is $P = p dx$, the matching density reads

$$q(x) = \exp(\bar{\lambda} \cdot \Pi^s x - A(\bar{\lambda}, P))p(x),$$

and, using (2.7), we can write

$$(2.8) \quad q(y, z) = \exp(\bar{\lambda} \cdot y - A(\bar{\lambda}, P^s))p^s(y) p^{f|s}(z|y) = q^s(y) p^{f|s}(z|y),$$

where q^s is the density on \mathbb{R}^{d_s} of $\mathcal{M}(\bar{\mu}^s, P^s)$.

2.3. Algorithm formulation. In this section, we describe in detail the micro-macro acceleration method. First, we present the time-discretized version, based on propagation of the laws of random variables, that we analyse in this manuscript. The extrapolation and matching stages utilize macroscopic states of slow variables on \mathbb{R}^{d_s} , $d_s \leq d$. In particular, with $d_s = d$ we encompass the micro-macro acceleration on full state space. For implementation, it is necessary to discretize the probability distributions as well. We outline the Monte Carlo procedure, which we use in numerical experiments, in the second part of this Section.

Micro-macro time discretisation. Assume we have a distribution $P_n^{\Delta t} \in \mathcal{P}^d$ at time $t_n = n\Delta t$. One time step Δt of the micro-macro acceleration method advances $P_n^{\Delta t}$ to $P_{n+1}^{\Delta t}$ using four stages.

Stage 1: Propagation of microscopic laws. As an *inner integrator* in the micro-macro acceleration method, we use the *Euler-Maruyama* scheme for equation (3.1). For a fixed micro time step $\delta t \ll \Delta t$, we have

$$(2.9) \quad X_{k+1}^{\delta t} = (I + \delta t A)X_k^{\delta t} + \sqrt{B}\delta W_{k+1}, \quad X_0^{\delta t} = X_0,$$

where $\delta W_{k+1} = W_{(k+1)\delta t} - W_{k\delta t}$ are Brownian increments. With this inner integration, we generate K probability distributions

$$P_{n,1}^{\delta t}, \dots, P_{n,K}^{\delta t}$$

as the laws of random variables $X_{n,1}^{\delta t}, \dots, X_{n,K}^{\delta t}$ obtained from K steps of Euler-Maruyama scheme with initial random variable $X_{n,0} \sim P_n^{\Delta t}$.

Stage 2: Restriction to a finite number of observables. For this part, we introduce a restriction operator $\mathcal{R}^s: \text{dom } \mathcal{R} \subseteq \mathcal{P}^d \rightarrow \mathbb{R}^L$, which evaluates either the slow mean $\mathcal{R}^s(P) = \mathbb{E}_P[\Pi^s]$, and then $L = d_s$, or the slow mean and variance $\mathcal{R}^s(P) = (\mathbb{E}_P[\Pi^s], \mathbb{V}_P[\Pi^s])$, with $L = d_s + d_s^2$. Using \mathcal{R}^s , we evaluate the corresponding macroscopic states for the initial distribution and all distributions obtained in stage 1, setting

$$\mathbf{m}_n^s \doteq \mathcal{R}^s(P_n^{\Delta t}), \quad \mathbf{m}_{n,k}^s \doteq \mathcal{R}^s(P_{n,k}^{\delta t}), \quad k = 1, \dots, K.$$

Stage 3: *Extrapolation of macroscopic states.* We use a finite sequence of macroscopic states $\{\mathbf{m}_{n,k}^s\}_{k=0,\dots,K}$, at times $t_n + k\delta t$, to compute the extrapolated macroscopic state \mathbf{m}_{n+1}^s at time $t_{n+1} = t_n + \Delta t$. In the following, we solely use forward Euler extrapolation based on the first and the last macroscopic states

$$(2.10) \quad \mathbf{m}_{n+1}^s \doteq \mathbf{m}_{n,K}^s + \frac{\Delta t - K\delta t}{K\delta t}(\mathbf{m}_{n,K}^s - \mathbf{m}_n^s).$$

Stage 4: *Matching.* In the last stage, we infer a new distribution on \mathbb{R}^d , compatible with the extrapolated slow moments \mathbf{m}_{n+1}^s . For this, we use the matching procedure described in Sections 2.1 and 2.2, thus we put

$$P_{n+1}^{\Delta t} = \mathcal{M}(\mathbf{m}_{n+1}^s, P_{n,K}^{\delta t}).$$

Monte-Carlo simulation. For the discretisation in probability, we consider an initial distribution given as a random empirical measure

$$P_n^{\Delta t, J} = \sum_{j=1}^J w_n^j \delta_{X_n^j},$$

where X_n^j , $j = 1, \dots, J$, are i.i.d. replicas with associated weights w_n^j . In Stage 1, we freeze the weights and propagate each replica over the K steps of Euler-Maruyama method (2.9) obtaining $X_{n,k}^{\delta t, j}$, $k = 1, \dots, K$. These replicas are associated to the following empirical measures

$$P_{n,k}^{\delta t, J} = \sum_{j=1}^J w_n^j \delta_{X_{n,k}^{\delta t, j}}, \quad k = 1, \dots, K.$$

In Stage 2, we compute the restriction operator \mathcal{R}^s of the empirical measures. For example, when restricting to the slow mean only, we find K vectors

$$\mathbf{m}_{n,k}^{s, J} = \sum_{j=1}^J w_n^j \Pi^s X_{n,k}^{\delta t, j}.$$

The extrapolation (Stage 3) proceeds according to (2.10), with $\mathbf{m}_{n, K-1}^{s, J}$ and $\mathbf{m}_{n, K}^{s, J}$ plugged in the right-hand side, and results in the extrapolated macroscopic state $\mathbf{m}_{n+1}^{s, J}$. Finally, the matching in Stage 4 amounts to re-weighting the replicas $X_{n, K}^{\delta t, j}$ using the Lagrange multipliers associated to procedure (ME)^s or (MEV)^s on page 5. Concentrating on (ME)^s only, we approximate the Lagrange multipliers by applying the Newton-Raphson iteration to equation (compare with (2.4))

$$(2.11) \quad \nabla_{\lambda} A^s(\lambda, P_{n, K}^{\delta t, J}) = \mathbf{m}_{n+1}^{s, J},$$

where

$$A^s(\lambda, P_{n, K}^{\delta t, J}) = \ln \sum_{j=1}^J w_n^j \exp(\lambda \cdot \Pi^s X_{n, K}^{\delta t, j}).$$

In this fashion, we obtain, up to a given tolerance, the vector $\bar{\lambda}_{n+1}^{s, J}$ of Lagrange multipliers with which, following (2.3), we evaluate weights

$$w_{n+1}^j = w_n^j \exp\left(\bar{\lambda}_{n+1}^{s, J} \cdot \Pi^s X_{n, K}^{\delta t, j} - A^s(\bar{\lambda}_{n+1}^{s, J}, P_{n, K}^{\delta t, J})\right).$$

The matched empirical distribution reads

$$P_{n+1}^{\Delta t, J} = \sum_{j=1}^J w_{n+1}^j \delta_{X_{n, K}^{\delta t, j}}.$$

Remark 2.1 (On matching failure). We cannot guarantee that the Newton-Raphson iteration applied to (2.11) reaches desired tolerance, especially when, for efficiency, we limit the maximum number of iterations in the matching stage. Whenever the Newton-Raphson iteration does not converge within the prescribed number of iterations, we call this situation *matching failure*. The

natural strategy to deal with matching failures during the Monte Carlo simulation of micro-macro acceleration method is to use adaptive extrapolation time-stepping. In Section 5.2.2, we discuss the application of adaptive extrapolation time-stepping to the study of stability of micro-macro acceleration method. \triangle

3. LINEAR SDES AND STABILITY CONCEPT

Having described the micro-macro acceleration algorithm, we are ready to specify the stability concept that we will investigate for systems of linear SDEs. Let us consider the standard d -dimensional Wiener process W_t on $[0, \infty)$ and constant, nonrandom matrices $A \in \mathbb{R}^{d \times d}$ and $B \in \mathbb{R}^{d \times d}$, which we call the drift and diffusion matrix, respectively. We make a standing assumption that the initial random vector X_0 is independent of W and that B is symmetric positive definite. To make the formulas in later sections more concise, see Remark 3.1, we consider the following linear vector stochastic differential equation in \mathbb{R}^d

$$(3.1) \quad dX_t = AX_t dt + \sqrt{B} dW_t, \quad X_0 \text{ given,}$$

where \sqrt{B} is the symmetric positive definite square root of B [22, Thm. 7.2.6]. The positive definiteness of the diffusion matrix B ensures that the distribution of X_t stays nondegenerate whenever this is the case for X_0 .

Remark 3.1 (From linear systems in the narrow sense to (3.1)). In (3.1), we fix the dispersion coefficient to the square root of a $d \times d$ diffusion matrix B . In the context of linear SDEs with constant coefficients, it is customary to consider equation (called linear in the narrow sense [31, p. 110])

$$(3.2) \quad dX_t = AX_t dt + \bar{B} d\bar{W}_t,$$

where $\bar{B} \in \mathbb{R}^{d \times d'}$ and \bar{W}_t is a d' -dimensional Brownian motion. To preserve nondegeneracy, it suffices to assume⁴ that the rank of \bar{B} equals d , yielding $d \leq d'$. When this is the case, the matrix $B = \bar{B}\bar{B}^\top$ is symmetric positive definite [22, p. 440], the matrix $\bar{C} = (\sqrt{B})^{-1}\bar{B} \in \mathbb{R}^{d \times d'}$ has orthogonal rows, and we can decompose $\bar{B} = \sqrt{B}\bar{C}$. Due to orthogonality, the process $W_t = \bar{C}\bar{W}_t$ is a d -dimensional Wiener process, and plugging the decomposition of \bar{B} into (3.2) brings us back to (3.1). \triangle

In this section, we first look into the asymptotics of the mean and variance of (3.1) (Section 3.1). We then look at the convergence of (3.1) to an invariant measure (Section 3.2) and the invariant measure of the micro-macro acceleration method (Section 3.3).

3.1. Asymptotics of mean and variance. For the linear stability analysis of the micro-macro acceleration method, we are concerned with the asymptotics of trajectories in \mathcal{P}^d of equation (3.1). Let us first look at the evolution of the first two moments – mean and variance – of the laws of stochastic dynamics. Applying the Itô rule, we can verify that the solution to (3.1) is an Ornstein-Uhlenbeck process, which for $t > 0$ reads [27, p. 354]

$$(3.3) \quad X_t = e^{tA} \left[X_0 + \int_0^t e^{-uA} \sqrt{B} dW_u \right].$$

The integral on the right-hand side is the so-called *Wiener integral*. For each $t > 0$, it is a Gaussian random vector with mean 0 and variance $\int_0^t e^{-uA} B e^{-uA^\top} du$ (see [34, Thm. 2.3.4 and Cor. 2.3.5]). Moreover, the independence of X_0 and W_t , for each $t \geq 0$, results in X_0 and the Wiener integral being independent as well. Using these facts we deduce from (3.3) that the vector mean $m(t) \doteq \mathbb{E}[X_t]$ and the covariance matrix $V(t) \doteq \mathbb{V}_{X_t}$ satisfy

$$(3.4) \quad \begin{aligned} m(t) &= e^{tA} m(0), \\ V(t) &= e^{tA} \left[V(0) + \int_0^t e^{-uA} B e^{-uA^\top} du \right] e^{tA^\top}, \end{aligned}$$

provided that X_0 has the first two moments finite.

⁴More generally, the sufficient and necessary condition requires that the pair (A, \bar{B}) is *controllable*, see [27, pp. 355-356]. Assuming controllability only, we may not always be able to reduce (3.2) to (3.1). However, as (3.1) serves as a convenient test equation for asymptotic stability, this discrepancy is of minor importance.

Formula (3.4) indicates that the boundedness of $m(t)$ and $V(t)$, as t goes to $+\infty$, depends only on the spectrum $\text{Sp}(A)$ of the drift matrix A . The limiting behaviour of the variance depends additionally on B . More precisely, under the assumption that all the eigenvalues of A have negative real parts, that is

$$(3.5) \quad \max_{\kappa \in \text{Sp}(A)} \Re(\kappa) < 0,$$

the integral

$$(3.6) \quad V_\infty \doteq \int_0^\infty e^{uA} B e^{uA^\top} du$$

converges, is positive definite, and it holds that

$$(3.7) \quad \lim_{t \rightarrow \infty} m(t) = 0, \quad \lim_{t \rightarrow \infty} V(t) = V_\infty.$$

Using (3.7) we can already discuss the asymptotic behaviour of solutions to (3.1) for normally distributed initial conditions. Indeed, assuming that X_0 is a Gaussian vector, by independence, its sum with the Wiener integral is also normally distributed. Hence, the solution X_t to (3.1) remains Gaussian for all $t > 0$. Since mean and variance uniquely define a Gaussian random vector, the relations in (3.7) indicate that X_t converges to a $\mathcal{N}_{0, V_\infty}$ distributed random vector. Employing the formula for the Kullback-Leibler divergence between two Gaussian vectors [33, p. 189] we get

$$\mathcal{D}(\text{Law}(X_t) \parallel \mathcal{N}_{0, V_\infty}) = \frac{1}{2} \left[\text{Tr}(V_\infty^{-1} V(t)) - d + m(t)^\top V_\infty^{-1} m(t) + \ln \frac{\|V_\infty\|}{\|V(t)\|} \right],$$

and using (3.7), to pass to the limit, we see that the distribution of X_t converges to $\mathcal{N}_{0, V_\infty}$ in the Kullback-Leibler divergence.

Moreover, the probability distribution $\mathcal{N}_{0, V_\infty}$ itself stays invariant during the evolution of (3.1): if we take any $X_0 \sim \mathcal{N}_{0, V_\infty}$ and denote by P_t the law of the solution X_t to (3.1) initiated with X_0 , it holds

$$P_t = \mathcal{N}_{0, V_\infty} \quad \text{for all } t > 0.$$

3.2. Convergence to the invariant distribution. Here and in what follows, we look at the asymptotic stability as a property of the laws of time marginals; we require that these laws converge (with an appropriate notion of convergence for probability measures) to $\mathcal{N}_{0, V_\infty}$, as time goes to infinity. That is, whenever (3.5) holds and P_t is the law of a solution X_t of (3.1), we require that

$$(3.8) \quad P_t \longrightarrow \mathcal{N}_{0, V_\infty}, \quad \text{as } t \rightarrow \infty.$$

This is the property against which we will test the numerical scheme described in Section 2.3, asking for conditions guaranteeing the same asymptotic behaviour of the laws generated by the micro-macro acceleration method. For now, let us formalise (3.8) for two different notions of convergence – weak convergence⁵ and convergence in Kullback-Leibler divergence.

For weak convergence, note that we can extend the analysis from Section 3.1 to higher moments of X_t . In this way, we establish the following (see Appendix A):

Theorem 3.2. *Suppose that (3.5) holds and that the initial random vector X_0 has all moments finite. Then, P_t converges weakly to $\mathcal{N}_{0, V_\infty}$.*

We return to Theorem 3.2 in Section 6, where we use the properties of the *cumulant generating functions* to reproduce the weak convergence of the micro-macro acceleration scheme to $\mathcal{N}_{0, V_\infty}$, for a class of initial random variables strictly larger than Gaussian.

Second, by requiring that $\mathcal{D}(P_0 \parallel \mathcal{N}_{0, V_\infty}) < +\infty$, where P_0 is the law of the initial random variable X_0 , we can obtain convergence in Kullback-Leibler divergence. The proof of the following theorem can be found in Appendix A.

Theorem 3.3. *Suppose that (3.5) holds and the initial law P_0 has finite Kullback-Leibler divergence with respect to $\mathcal{N}_{0, V_\infty}$. Then we have*

$$\lim_{t \rightarrow +\infty} \mathcal{D}(P_t \parallel \mathcal{N}_{0, V_\infty}) = 0.$$

⁵A sequence of probability distributions P_n converges weakly to P if $\lim_{n \rightarrow +\infty} \mathbb{E}_{P_n}[f] = \mathbb{E}_P[f]$ for every bounded continuous function f .

By Pinsker's inequality (2.2), Theorem 3.3 yields convergence in total variation distance d_{TV} . Because P_t is absolutely continuous with respect to $\mathcal{N}_{0, V_\infty}$ for every t , convergence in d_{TV} is equivalent to convergence in $\mathcal{L}^1(\mathbb{R}^d, d\mathcal{N}_{0, V_\infty})$.

Theorem 3.3 underlines the considerations in Section 5, where we initialise the micro-macro acceleration scheme with Gaussian random variables and establish the convergence of mean and variance of the numerical solution. Similarly as at the end of Section 3.1, convergence of the first two moments yields the convergence to invariant distribution in Kullback-Leibler divergence.

3.3. Invariant distribution of the micro-macro acceleration method. In this section, we demonstrate that the micro-macro acceleration method possesses the same invariant distribution as the underlying inner integrator (the Euler-Maruyama method): a centred Gaussian $\mathcal{N}_{0, V_\infty^{\delta t}}$ with variance $V_\infty^{\delta t}$ that we compute below, which depends also on the micro time step. Having this invariant measure allows us to correctly formulate the numerical counterpart of asymptotic stability. Namely, whenever the microscopic time step δt is stable (see (3.10) below), we want to establish a condition on the macroscopic time step Δt such that

$$P_n^{\Delta t} \longrightarrow \mathcal{N}_{0, V_\infty^{\delta t}}, \quad \text{as } n \rightarrow \infty,$$

where $P_n^{\Delta t}$ is the law generated by the micro-macro acceleration method.

Let us first recall briefly the relevant properties of Euler-Maruyama scheme (2.9). To resolve the evolution of the first two moments of $X_k^{\delta t}$, note that the mean and variance at the k th step are

$$(3.9) \quad \begin{aligned} \mathbb{E}[X_k^{\delta t}] &= (I + \delta t A)^k \mathbb{E}[X_0], \\ \mathbb{V}[X_k^{\delta t}] &= (I + \delta t A)^k \mathbb{V}[X_0] (I + \delta t A^\top)^k + \delta t \sum_{j=0}^{k-1} (I + \delta t A)^j B (I + \delta t A^\top)^j. \end{aligned}$$

Therefore, the limits of (3.9) exist as k goes to $+\infty$ whenever

$$(3.10) \quad \text{Sp}(I + \delta t A) \subset \mathbb{D}(0, 1),$$

where we denote by $\mathbb{D}(z, r)$ the disk in the complex plane with center z and radius r . Equation (3.10) implies that, when $\delta t \kappa \in \mathbb{D}(-1, 1)$ for all $\kappa \in \text{Sp}(A)$, we have

$$(3.11) \quad \lim_{k \rightarrow +\infty} \mathbb{E}[X_k^{\delta t}] = 0, \quad \lim_{k \rightarrow +\infty} \mathbb{V}[X_k^{\delta t}] = V_\infty^{\delta t},$$

where

$$V_\infty^{\delta t} \doteq \delta t \sum_{j=0}^{\infty} (I + \delta t A)^j B (I + \delta t A^\top)^j.$$

Analogously as in Section 3.1, we can infer that all Gaussian initial conditions remain Gaussian and are attracted under (2.9) to the normal distribution $\mathcal{N}_{0, V_\infty^{\delta t}}$ as k goes to $+\infty$. The probability measure $\mathcal{N}_{0, V_\infty^{\delta t}}$ stays invariant with respect to (2.9): if $X_k^{\delta t}$ is a $\mathcal{N}_{0, V_\infty^{\delta t}}$ -distributed random vector, the law of $X_{k+1}^{\delta t}$, given by (2.9), is a centred Gaussian with variance $(I + \delta t A) V_\infty^{\delta t} (I + \delta t A^\top) + \delta t B = V_\infty^{\delta t}$.

The probability measure $\mathcal{N}_{0, V_\infty^{\delta t}}$ is also an invariant measure of the micro-macro acceleration algorithm described in Section 2.3. In fact, assume that the initial distribution at time t_n satisfies $P_n^{\Delta t} = \mathcal{N}_{0, V_\infty^{\delta t}}$. Since this is an invariant measure of the Euler-Maruyama scheme, it holds

$$P_{n,1}^{\delta t} = \dots = P_{n,K}^{\delta t} = \mathcal{N}_{0, V_\infty^{\delta t}}.$$

In consequence, the restrictions of all of these distributions are equal, that is

$$\mathbf{m}_{n,1}^s = \dots = \mathbf{m}_{n,K}^s,$$

and in consequence the extrapolation (2.10) is constant. In particular $\mathbf{m}_{n+1}^s = \mathbf{m}_{n,K}^s$ and the matching $\mathcal{M}(\mathbf{m}_{n+1}^s, P_{n,K}^{\delta t})$ is the identity because the constraints are already satisfied by the prior and thus the optimization procedures (ME)^s and (MEV)^s from page 5 attain their minimum at $P_{n,K}^{\delta t}$. Therefore,

$$P_{n+1}^{\Delta t} = P_{n,K}^{\delta t} = \mathcal{N}_{0, V_\infty^{\delta t}}.$$

4. SLOW-FAST LINEAR SDES WITH BLOCK-DIAGONAL STRUCTURE

In the present work, we focus on a particular subclass of linear SDEs (3.1) with a large gap in the spectrum of the drift matrix, $\text{Sp}(A)$, see Section 4.1. In contrast to the deterministic case, the linear system (3.1) does not generally decouple into a number of independent complex SDEs, as a simultaneous diagonalisation of the matrices A and B in equation (3.1) is not normally possible for multiscale systems. In Section 4.2, we circumvent this problem by only performing a block diagonalisation of the drift matrix; a procedure that is always possible to adopt for equation (3.1). In Section 4.3, we make a connection between this block-diagonalisation and the coarse-graining of Section 2.2.

4.1. Spectral properties of the drift matrix. We focus on a particular subclass of linear SDEs (3.1) for which the spectrum, denoted $\text{Sp}(A)$, of the drift matrix A lies in the (open) left-half complex plane \mathbb{C}_- (see also the discussion in Section 3.1) and it decomposes into two pieces, according to a large gap between the real parts of eigenvalues. More precisely, we posit:

Assumption 4.1. *There exist two disjoint subsets Ω^s, Ω^f of the left-half complex plane \mathbb{C}_- such that $\text{Sp}(A) = \Omega^s \cup \Omega^f$ and*

$$(4.1) \quad \max\{\Re(\kappa) : \kappa \in \text{Sp}(A) \cap \Omega^f\} \ll \min\{\Re(\kappa) : \kappa \in \text{Sp}(A) \cap \Omega^s\}.$$

In what follows, we call elements of Ω^s the *slow eigenvalues* of equation (3.1) and denote their cardinality by d_s ; likewise, the d_f *fast eigenvalues* are the members of Ω^f . This terminology relates to the time scales present in system (3.1). To illustrate this relation, let us consider for a moment the deterministic part of (3.1) only, $\dot{x} = Ax$. The solution $x(t) = e^{tA}x(0)$ decays to zero as t goes to infinity, since all eigenvalues have negative real parts, and we discern d time scales of this decay that are quantified by $e^{\Re(\kappa)t}$, where κ runs through all eigenvalues of A . Therefore, condition (4.1) implies that there are two vastly different decay rates of $x(t)$, which we denominate *slow* and *fast*, corresponding to the gap in $\text{Sp}(A)$. We can expect that these two different time scales prevail in the stochastic system, since (3.1) results from agitating the deterministic part with additive noise. We discuss in more detail the time scales present in the stochastic case in Appendix B.

With the decomposition of $\text{Sp}(A)$ comes naturally the representation of the state space \mathbb{R}^d as the direct sum of a d_s - and a d_f -dimensional subspace, the invariant subspaces associated to the slow and fast eigenvalues, respectively. Accordingly, we will denote by y the d_s -dimensional vector of *slow variables* and by z the d_f -dimensional vector of *fast variables*.

Example 4.2 (Slow-fast systems). A simple example of a two-by-two system $X_t = (Y_t, Z_t)$ of interest is

$$(4.2) \quad \begin{aligned} dY_t &= (a_{11}Y_t + a_{12}Z_t) dt + dU_t, \\ dZ_t &= \varepsilon^{-1}a_{22}Z_t dt + \varepsilon^{-1/2}dV_t, \end{aligned}$$

with $a_{11}, a_{12}, a_{22} \in \mathbb{R}$ and $\varepsilon > 0$. Here the drift and diffusion matrices read

$$A = \begin{bmatrix} a_{11} & a_{12} \\ 0 & a_{22}/\varepsilon \end{bmatrix}, \quad B = \begin{bmatrix} 1 & 0 \\ 0 & 1/\varepsilon \end{bmatrix}.$$

The spectrum of the drift $\text{Sp}(A) = \{a_{11}, a_{22}/\varepsilon\}$ resides in the left-half complex plane whenever $a_{11}, a_{22} < 0$. As $\varepsilon \rightarrow 0$, when the system becomes *slow-fast*, we see that $|a_{22}/\varepsilon| \gg |a_{11}|$ and $\text{Sp}(A)$ splits into two distant parts. This rupture does not interfere with the stability of the exact solution to equation (4.2) but, as described in Section 3.3, it has profound consequence on the stability of the Euler-Maruyama scheme as the system becomes more stiff (when ε tends to zero). \triangle

Slow-fast systems like equation (4.2) constitute an example of models with vast time-scale differences [17]. The feature (4.1) appears generally in *multiscale systems* where one couples macroscopic evolution equations to microscopic ones to increase the accuracy of description of a particular model [6]. From the computational perspective, this coupling produces *stiff* system of equations. According to this interpretation, equation (3.1) together with condition (4.1) constitutes a simple model for such a situation and we test the micro-macro procedure against its asymptotic behaviour.

Even though the effects of microscopic variables play an important role in obtaining sufficient accuracy of the simulation, the computational interest of the multiscale systems often lies in the macroscopic observables, i.e., the averages over the slow variables. The evolution of fast and slow variables proceeds on very different time scales, which makes the simulation a difficult task. To overcome this issue, the micro-macro acceleration method of Section 2.3 aims at breaking the time-step barrier for the slow variables.

4.2. Imposing block-diagonal structure on the drift. As we mentioned in the introduction, no connection between the scalar SDEs with additive noise and the linear stochastic system (3.1) generally exists. Only when matrices A and B are *simultaneously diagonalisable* can we decouple (3.1) into a number of independent complex SDEs with additive noise. However, simultaneous diagonalisation of drift and diffusion matrices never occurs in the context of multiscale models, compare with Example 4.2, and we cannot use this assumption (nevertheless, see [32] for the use of simultaneous diagonalisability in the case of multiplicative noise). Here, we only perform a block diagonalisation of the drift matrix instead; a procedure always possible to adopt for equation (3.1). This procedure simplifies derivations, allowing us to obtain certain analytical results about the asymptotics of the micro-macro acceleration method.

By Assumption 4.1, we can find a non-singular matrix $C \in \mathbb{R}^{d \times d}$, such that

$$A = C^{-1}DC,$$

where $D = \text{diag}(D^s, D^f)$ and $D^s \in \mathbb{R}^{d_s \times d_s}$, $D^f \in \mathbb{R}^{d_f \times d_f}$, $d_s + d_f = d$. The existence of C is based on the *real Jordan canonical form*, which gives the block diagonalisation into a number of full real Jordan blocks corresponding to either one real eigenvalue, or a pair of complex eigenvalues. By rearranging, we can always combine multiple Jordan blocks into a bigger block. In our case, we base the arrangement into blocks D^s and D^f on the division of the spectrum $\text{Sp}(A)$ into the slow modes contained in Ω^s and the fast ones contained in Ω^f , respectively.

By the Itô formula, the stochastic derivative of the process $\tilde{X}_t \doteq CX_t$, where X_t solves (3.1), satisfies $d\tilde{X}_t = CAX_t dt + C\sqrt{B}dW_t$. As a result, \tilde{X}_t is the solution to the following linear SDE

$$(4.3) \quad d\tilde{X}_t = D\tilde{X}_t dt + \sqrt{\tilde{B}}d\tilde{W}_t, \quad \tilde{X}_0 = CX_0,$$

where $\tilde{B} \doteq (C\sqrt{B})^\top C\sqrt{B} \in \mathbb{R}^{d \times d}$ (consider $\bar{B} = C\sqrt{B}$ in Remark 3.1) and \tilde{W}_t is an orthogonal transformation of W_t . Note that our standing assumptions still hold for (5.5) – the random variable CX_0 keeps being independent of the Wiener process \tilde{W}_t and, since $C\sqrt{B}$ has full rank, the matrix \tilde{B} is positive definite [22, p. 440]. Moreover, the moments of X_t and \tilde{X}_t are connected through direct formulas involving the matrix C . In particular, we have $\mathbb{E}[\tilde{X}_t] = C\mathbb{E}[X_t]$ and $\mathbb{V}(\tilde{X}_t) = C\mathbb{V}(X_t)C^\top$, so that the asymptotic relations (3.7) hold for (4.3) with limiting variance $CV_\infty C^\top$. Most importantly, however, the drift matrices of (3.1) and (4.3) have the same eigenvalues, thus the asymptotic stability of both SDE systems is equivalent.

Remark 4.3 (On issues with diagonalisation in the complex field). Employing complex linear transformation $C \in \mathbb{C}^{d \times d}$, we could diagonalise the drift matrix A whenever it had a full set of eigenvectors. This procedure would tend to resemble the corresponding approach for linear stability of ODEs, which we discussed at the beginning of Section 4. However, applying complex transformations to the drift matrix of (3.1) yields a number of difficulties in the interpretation of the resulting complex linear SDE systems.

First, we cannot keep equation (4.3) as our test model, since the new drift matrix D and diffusion matrix \tilde{B} are complex in general, while the Brownian motion W_t stays real. Therefore, equation (4.3) is not a complex linear SDE in this case. To transform (4.3) into a complex linear SDE, we could define $\hat{B} = (C\sqrt{B}C^{-1})^\top C\sqrt{B}C^{-1}$, and consider the complex process $\hat{W}_t = C\tilde{W}_t$, so that the transformed equation reads

$$d\hat{X}_t = D\hat{X}_t dt + \sqrt{\hat{B}}d\hat{W}_t.$$

The problem is that \hat{W}_t is not a Brownian motion, unless C is orthogonal. It is possible to diagonalise A with an orthogonal matrix only if A is symmetric in the first place. However, multiscale systems lack such symmetry property basically by their definition, see (4.2) for an example. More generally, also connecting the stability of real and complex linear equations

remains problematic. The invariant distribution of a complex equation is the complex normal distribution whose density has the form

$$\frac{1}{\pi^d \det H} \exp(-\xi^H H^{-1} \xi), \quad \xi \in \mathbb{C}^d,$$

where ξ^H is the complex (Hermitian) conjugate and H is a complex positive-definite matrix (see [3, Chapter 2] for more on the multivariate complex normal distribution). However, the transformation $C\mathcal{N}_{0, V_\infty}$, with non-singular $C \in \mathbb{C}^{d \times d}$, of the real invariant normal distribution will generally follow a degenerate complex normal distribution. By using only block diagonalisation, and remaining in the real field, we bypass all these problems. \triangle

4.3. Relation with coarse-graining. The main advantage of the SDE system (4.3), with block diagonal drift matrix, is that it allows an analytical stability analysis. Moreover, the block diagonal form sheds light on the connection between Assumption 4.1 and coarse-graining for multiscale models, which we now briefly explain.

By the Spectral Decomposition Theorem, there exist orthogonal projections Π^s, Π^f from \mathbb{R}^d to d_s - and d_f -dimensional subspaces of \mathbb{R}^d , respectively, such that

$$(4.4) \quad \begin{aligned} \mathbb{R}^d &= \Pi^s \mathbb{R}^d \oplus \Pi^f \mathbb{R}^d, \quad \text{and} \\ A &= D^s \Pi^s \oplus D^f \Pi^f. \end{aligned}$$

Decomposition (4.4) is within the framework of coarse-graining, where the coarse-graining operator is given by the projection Π^s onto the slow variables. In this approach, one aims to approximate the evolution of the projected process $\Pi^s X_t$ by building a closed Markov dynamics on $\Pi^s \mathbb{R}^d$ [19, Sect. 3]. In our case, we look only at the moments of the projected process $\Pi^s X_t$ and the micro-macro acceleration method allows us to build the closure ‘‘on the fly’’ (for more details see Section 2.3). Since we use the block diagonal system (4.3), we introduce the notation $x = y \oplus z \in \mathbb{R}^d$ according to (4.4), where $y = \Pi^s x \in \mathbb{R}^{d_s}$ is the slow variable and $z = \Pi^f x \in \mathbb{R}^{d_f}$ is the fast one.

5. STABILITY OF MICRO-MACRO ACCELERATION WITH GAUSSIAN INITIAL CONDITIONS

We are now ready to discuss the stability of the micro-macro acceleration method when starting from Gaussian initial conditions. In Section 5.1, we first discuss the matching itself. Afterwards, we look at a micro-macro acceleration algorithm that only extrapolates the mean (Section 5.2). Finally, we consider extrapolation of both mean and variance (Section 5.3).

5.1. Matching a multivariate normal distribution with marginal mean. When we match a Gaussian prior with a new mean, the minimum Kullback-Leibler divergence matching produces a normal distribution with the same variance and the new mean swapped for the original one (see Appendix C, Corollary C.4). In this section, we extend this fact to the case of matching with a marginal mean – when we consider only a part of variables.

Let $\mathcal{N}_{\mu, \Sigma}$ be the normal distribution on \mathbb{R}^d , with $d = d_s + d_f$, having vector mean

$$\mu = \begin{bmatrix} \mu^s \\ \mu^f \end{bmatrix}, \quad \mu^s \in \mathbb{R}^{d_s}, \quad \mu^f \in \mathbb{R}^{d_f},$$

and positive-definite covariance matrix (in block form)

$$\Sigma = \begin{bmatrix} \Sigma^s & C \\ C^T & \Sigma^f \end{bmatrix}, \quad \Sigma^s \in \mathbb{R}^{d_s \times d_s}, \quad \Sigma^f \in \mathbb{R}^{d_f \times d_f},$$

where Σ^s, Σ^f are the variance matrices of the marginal distributions, and $C \in \mathbb{R}^{d_s \times d_f}$ contains the cross-covariances between fast and slow variables. Here, we use the notation from Section 4, where d_s stands for the number of slow variables (modes) and d_f for the number of fast ones.

Consider the restriction operator \mathcal{R}^s that computes the s -marginal mean in \mathbb{R}^d , corresponding to the slow modes. That is, given a probability distribution $P \in \mathcal{P}^d$, the restriction evaluates

$$\mathcal{R}^s(P) = \mathbb{E}_P[\Pi^s],$$

where $\Pi^s: \mathbb{R}^d \rightarrow \mathbb{R}^{d_s}$ is the orthogonal projection onto the slow variables, defined in Section 4.2.

Proposition 5.1. *Let \mathcal{M} be the minimum Kullback-Leibler divergence matching (ME)^s associated to \mathcal{R}^s . Then, for any given s -marginal mean vector $\bar{\mu}^s \in \mathbb{R}^{d_s}$, it holds*

$$(5.1) \quad \mathcal{M}(\bar{\mu}^s, \mathcal{N}_{\mu, \Sigma}) = \mathcal{N}_{\bar{\mu}, \Sigma},$$

where $\bar{\mu} = [\bar{\mu}^s, \bar{\mu}^f]^\top$ with $\bar{\mu}^f = \mu^f + C^\top(\Sigma^s)^{-1}(\bar{\mu}^s - \mu^s)$.

Proof. Letting $x = y \oplus z \in \mathbb{R}^{d_s} \oplus \mathbb{R}^{d_f}$, we decompose the density of the normal distribution $\mathcal{N}_{\mu, \Sigma}$ into the product of the slow density and the conditional density as follows:

$$\frac{d\mathcal{N}_{\mu, \Sigma}}{dx}(x) = \frac{d\mathcal{N}_{\mu^s, \Sigma^s}}{dy}(y) \cdot \frac{d\mathcal{N}_{\mu^{f|s}(y), \Sigma^{f|s}}}{dz}(z).$$

The conditional mean for the fast variable z (parametrised by the slow variable y) and the conditional variance read

$$(5.2) \quad \begin{aligned} \mu^{f|s}(y) &= \mu^f + C^\top(\Sigma^s)^{-1}(y - \mu^s), \\ \Sigma^{f|s} &= \Sigma^f - C^\top(\Sigma^s)^{-1}C. \end{aligned}$$

Fix a new (slow) marginal mean $\bar{\mu}^s \in \mathbb{R}^{d_s}$. The considerations from Section 2.2, and formula (2.8) in particular, imply that we obtain the density of $\mathcal{M}(\bar{\mu}^s, \mathcal{N}_{\mu, \Sigma})$ by evaluating the density of $\mathcal{M}(\bar{\mu}^s, \mathcal{N}_{\mu^s, \Sigma^s})$ and multiplying the result with the conditional density of the prior $\mathcal{N}_{\mu, \Sigma}$. Since Π^s is the identity on \mathbb{R}^{d_s} , the matching $\mathcal{M}(\bar{\mu}^s, \mathcal{N}_{\mu^s, \Sigma^s})$, which corresponds to (ME) with $d = d_s$, yields the normal density with prior variance Σ^s and new mean $\bar{\mu}^s$ (Corollary C.4). Therefore, we arrive at

$$(5.3) \quad \frac{d\mathcal{M}(\bar{\mu}^s, \mathcal{N}_{\mu, \Sigma})}{dx}(x) = \frac{d\mathcal{N}_{\bar{\mu}^s, \Sigma^s}}{dy}(y) \cdot \frac{d\mathcal{N}_{\mu^{f|s}(y), \Sigma^{f|s}}}{dz}(z).$$

By adding and subtracting $C^\top(\Sigma^s)^{-1}\bar{\mu}^s$ in the conditional mean (5.2) we get

$$(5.4) \quad \mu^{f|s}(y) = \mu^f + C^\top(\Sigma^s)^{-1}(\bar{\mu}^s - \mu^s) + C^\top(\Sigma^s)^{-1}(y - \bar{\mu}^s).$$

Denoting

$$\bar{\mu}^f = \mu^f + C^\top(\Sigma^s)^{-1}(\bar{\mu}^s - \mu^s)$$

and comparing with (5.2), we can interpret $\mu^{f|s}(y)$ as the conditional mean of the vector

$$\bar{\mu} = \begin{bmatrix} \bar{\mu}^s \\ \bar{\mu}^f \end{bmatrix} \in \mathbb{R}^d,$$

with the marginal variance Σ^s . Accordingly, identity (5.3) represents the decomposition of the normal density on \mathbb{R}^d with mean $\bar{\mu}$ and covariance Σ into its marginal and conditional distributions. From this, (5.1) follows. \square

Remark 5.2 (On independent modes). When the marginals of $\mathcal{N}_{\mu, \Sigma}$ are uncorrelated ($C = 0$), and thus independent, the matching results in a normal density with $\bar{\mu}^s$ substituted for μ^s in the prior mean μ , that is

$$\bar{\mu} = \begin{bmatrix} \bar{\mu}^s \\ \mu^f \end{bmatrix}.$$

In this case, no correction to the (fast) marginal mean μ^f is needed. However, this situation is uninteresting in the multiscale framework, where the slow and fast variables are always dependent. \triangle

Remark 5.3 (On extension to Gaussian mixtures). Proposition 5.1, as well as Theorem 5.4 from the next section, can be extended to priors (and initial distributions) given by a *Gaussian mixture*. These are distributions

$$P = \sum_{j=1}^J w_j \mathcal{N}_{\mu_j, \Sigma_j},$$

where (w_1, \dots, w_J) is a vector of weights. The extension is straightforward but the computations become tedious. Nevertheless, since Gaussian mixtures are weakly dense in the space of all probability measures, such generalisation significantly extends the scope of aforementioned results. We do not pursue this track because, in Section 6, we study the stability of the micro-macro acceleration method with initial random variables having Gaussian tails, which encompasses Gaussian mixtures as well. \triangle

5.2. Stability bounds for the extrapolation of the marginal mean.

5.2.1. *Analytical result.* Consider a linear SDE in \mathbb{R}^d , $d = d_s + d_f$,

$$(5.5) \quad dX_t = DX_t dt + \sqrt{B} dW_t,$$

where $B \in \mathbb{R}^{d \times d}$ and

$$(5.6) \quad D = \begin{bmatrix} D^s & 0 \\ 0 & D^f \end{bmatrix}, \quad D^s \in \mathbb{R}^{d_s \times d_s}, \quad D^f \in \mathbb{R}^{d_f \times d_f}.$$

According to the discussion in Section 4.2, we do not lose generality in studying the asymptotic properties of the micro-macro acceleration method applied to (5.5) instead of to the general test equation (3.1). We also retain the validity of Assumption 4.1 with $\text{Sp}(D^s) = \text{Sp}(D) \cap \Omega^s$ and $\text{Sp}(D^f) = \text{Sp}(D) \cap \Omega^f$. Therefore, the block-diagonal form of D conforms to its spectral decomposition into slow and fast modes.

We use the forward Euler extrapolation (2.10) of the marginal mean in \mathbb{R}^{d_s} , based on one Euler-Maruyama step of size δt (thus $K = 1$), to propagate it over a time interval of size Δt . We initialize with the normal distribution $\mathcal{N}_{\mu_0, \Sigma_0}$. Since both the microscopic scheme and extrapolation/matching preserve the Gaussianity of the initial distribution, we focus on the evolution of the mean and variance only. In the following theorem, $\rho(\bullet)$ denotes the *spectral radius of a matrix* – the largest absolute value of its eigenvalues.

Theorem 5.4. *When applying the micro-macro acceleration method to the linear SDE (5.5) with block-diagonal structure (5.6), the mean μ_n and covariance Σ_n of the resulting Gaussian law at n th step satisfy*

$$\lim_{n \rightarrow +\infty} \mu_n = 0, \quad \lim_{n \rightarrow +\infty} \Sigma_n = V_\infty^{\delta t},$$

whenever

$$(5.7) \quad \rho(I^s + \Delta t D^s) < 1 \quad \text{and} \quad \rho(I^f + \delta t D^f) < 1.$$

Remark 5.5. (a) Since the constraints on time steps correspond to different modes, Theorem 5.4 demonstrates, in a simple test case, that the micro-macro acceleration method breaks the stability barrier for stiff system (5.5). More precisely, if we put $\rho^s = \rho(D^s)$ and $\rho^f = \rho(D^f)$, the bounds on the spectral radii become $\Delta t \lesssim 1/\rho^s$ and $\delta t \lesssim 1/\rho^f$. By Assumption 4.1 $\rho^s \ll \rho^f$, and thus the stiff bound acts on the micro step δt only, whereas the extrapolation step Δt experiences a much milder restriction.

(b) Moreover, the stability bound for the extrapolation scheme coincides with the stability threshold of the macroscopic closure for the slow mean. Indeed, the closed ODE for the slow mean of (5.5), according to (3.4), reads

$$\dot{m}^s(t) = D^s m^s(t),$$

and the stability bound for the Euler scheme applied to this equation is $\Delta t \lesssim 1/\rho^s$.

(c) Note also that the bias in variance, always present when discretising in time, depends only on δt . Therefore, by extrapolating the (slow) marginal mean over Δt , we do not introduce additional bias on top of the one due to the Euler-Maruyama scheme, see (3.11). We observe this property numerically in Section 5.2.2 and compare with the extrapolation of (slow) marginal mean and variance in Section 5.3.

(d) As we already mentioned, the asymptotic behaviour of mean and variance depends only on the spectral properties of matrix D . Hence, the conclusion of Theorem 5.4 stays valid for any other drift matrix A with the same spectrum as D , see the discussion in Section 4.2. \triangle

Proof. Let us fix $n \geq 0$ and let $\mathcal{N}_{\mu_n, \Sigma_n}$ be the law at time t_n . We apply only one time step of the inner Euler-Maruyama scheme (2.9), thus the mean and variance of the prior are

$$\begin{aligned} \mu_{n,1} &= (I + \delta t D) \mu_n, \\ \Sigma_{n,1} &= (I + \delta t D) \Sigma_n (I + \delta t D)^\top + \delta t B. \end{aligned}$$

Moreover, since we restrict with the (slow) marginal mean only, the extrapolation formula (2.10) becomes

$$(5.8) \quad \begin{aligned} \mu_{n+1}^s &= \mu_{n,1}^s + \frac{\Delta t - \delta t}{\delta t} (\mu_{n,1}^s - \mu_n^s) \\ &= (I^s + \Delta t D^s) \mu_n^s. \end{aligned}$$

According to Proposition 5.1, matching the extrapolated (slow) marginal mean μ_{n+1}^s with the prior $\mathcal{N}_{\mu_{n,1}, \Sigma_{n,1}}$ produces the normal distribution $\mathcal{N}_{\mu_{n+1}, \Sigma_{n+1}}$ with covariance matrix $\Sigma_{n+1} = \Sigma_{n,1}$ and vector mean

$$(5.9) \quad \begin{aligned} \mu_{n+1} &= \begin{bmatrix} (I^s + \Delta t D^s) \mu_n^s \\ (I^f + \delta t D^f) \mu_n^f + (\Delta t - \delta t) C_{n,1}^\top (\Sigma_{n,1}^s)^{-1} D^s \mu_n^s \end{bmatrix} \\ &= \left(I + \begin{bmatrix} \Delta t D^s & 0 \\ (\Delta t - \delta t) C_{n,1}^\top (\Sigma_{n,1}^s)^{-1} D^s & \delta t D^f \end{bmatrix} \right) \mu_n \doteq (I + D_n) \mu_n \end{aligned}$$

As a result, as long as the microscopic method remains stable, the covariance matrix Σ_n of the method stays bounded and converges to $V_\infty^{\delta t}$ when n grows to infinity. For the Euler-Maruyama scheme, this is guaranteed by the inequality $\rho(I + \delta t D) < 1$. Therefore, the bias in the asymptotic variance of the micro-macro acceleration method depends only on the microscopic time step δt , as the extrapolation time Δt does not enter in the microscopic simulation.

For the mean, note first that

$$\text{Sp}(D_n) = \text{Sp}(\Delta t D^s) \cup \text{Sp}(\delta t D^f),$$

because D_n is block lower-triangular. Since the spectrum of the matrix $I + D_n$ does not depend on the current step, the recurrence (5.9) is stable (that is $\lim_{n \rightarrow \infty} \mu_n = 0$) when

$$\max\{\rho(I^s + \Delta t D^s), \rho(I^f + \delta t D^f)\} < 1.$$

This shows that the asymptotic stability of the mean prevails, regardless of the spectral gap, for Δt and δt satisfying assumption (5.7). \square

5.2.2. Numerical illustration. We complement and extend Section 5.2.1 with numerical experiments in which the extrapolation time step Δt crosses its stability bound. First, we show that the presence of matching failures, see Remark 2.1, indicates, even before blow-up, that the extrapolation time step lies beyond the stability threshold. Second, using matching failures as stability criterion, we explore the $(\delta t, \Delta t)$ -parameter space against the stability of micro-macro acceleration method. We do this for two linear systems having the same drift spectrum: one with diagonal drift matrix, which falls within the scope of Theorem 5.4, and the other one with slow-fast structure, which displays more intricate behaviour. Third, we discuss an adaptive extrapolation time-stepping strategy based on matching failures that allows to perform the micro-macro accelerations when the exact stability threshold remains unknown.

As our first model, we consider the linear system with diagonal drift matrix

$$(5.10) \quad D = \begin{bmatrix} -1 & 0 \\ 0 & -10 \end{bmatrix}, \quad \tilde{B} = \frac{1}{9} \begin{bmatrix} 9 & \sqrt{10} \\ \sqrt{10} & 20/9 \end{bmatrix},$$

which arises by drift-diagonalisation, as described in Section 4.2, of our second model, a linear slow-fast system (4.2) with matrices

$$(5.11) \quad A = \begin{bmatrix} -1 & 1 \\ 0 & -10 \end{bmatrix}, \quad B = \begin{bmatrix} 1 & 0 \\ 0 & 10 \end{bmatrix}.$$

The coefficients in (5.11) correspond to the slow-fast equation (4.2) with parameters $a_{11} = -1$, $a_{12} = 1$, $a_{22} = -1$ and $\varepsilon = 1/10$, see also Example (4.2). The systems (5.11) and (5.10) only differ by the coordinate transform that ensures the block-diagonalisation. In both systems, the spectrum of drift equals $\{\kappa^s = -1, \kappa^f = -10\}$ and thus the stability bound on the micro time step δt is $2/|\kappa^f| = 0.2$.

In the numerical experiments, we perform the micro-macro acceleration with extrapolation of the slow mean, as described in Section 2.3. We always use one micro time step δt for inner Euler-Maruyama integrator, thus setting $K = 1$. For the Monte Carlo simulation, described

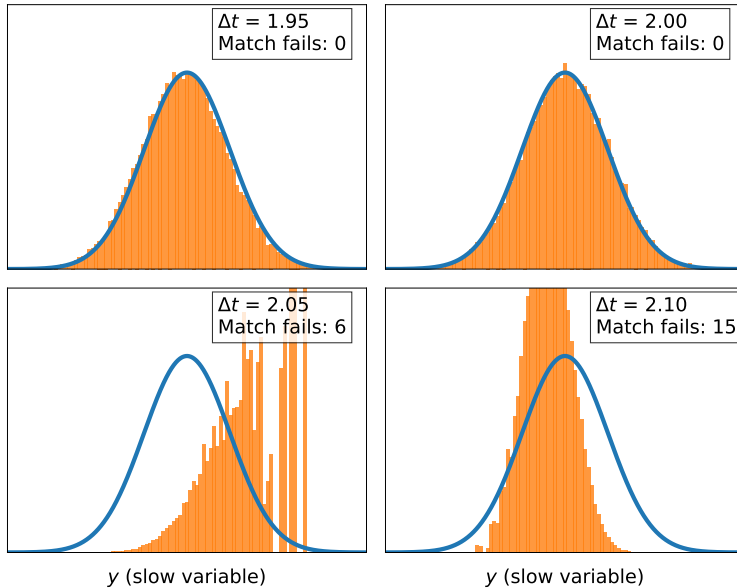


FIGURE 1. The slow distribution (orange histograms) at time $T = 210$ of the micro-macro acceleration method for (5.11) with different extrapolation steps Δt compared with the stationary Gaussian density $\mathcal{N}_{0, V_\infty^{s, \delta t}}$ (blue curve) of the inner Euler-Maruyama scheme based on micro step $\delta t = 0.09$. Below the stability threshold (equal to 2) the slow distribution agrees well with stationary density related solely to the Euler-Maruyama scheme. The accuracy of simulation breaks when Δt crosses 2, which is also manifested by the appearance of matching failures.

in Section 2.3, we fix the number of replicas to $J = 5 \cdot 10^4$ and initialise with i.i.d. samples from the normal distribution.

Detecting instability with matching failures. In a first experiment, we look at the slow marginal of drift-diagonal system (5.10) at final time $T = 210$ obtained for a range of macro time steps Δt that goes beyond the stability bound $\Delta t^* = 2$, which results from Theorem 5.4. To assess the accuracy, or lack thereof, we compare this slow marginal to the slow marginal of the invariant distribution of the micro-macro acceleration method for system (5.10). The full invariant distribution is Gaussian with mean 0 and variance $V_\infty^{\delta t}$ (which we approximate computing a partial sum of (3.11)), corresponding to the inner Euler-Maruyama scheme with time step δt , see Section 3.3. Thus, the slow marginal of invariant distribution is also normally distributed with zero mean and variance $V_\infty^{s, \delta t}$ given by the top left entry of $V_\infty^{\delta t}$.

Since we use a fixed extrapolation step $\Delta t - \delta t$, with the micro time step δt set to 0.09, we cannot guarantee, especially for Δt beyond stability bound, that the Newton-Raphson procedure for the matching converges with a given tolerance within a fixed number of iterations, see remark 2.1. In this experiment, we set the maximum number of iterations to 50, to give Newton-Raphson procedure enough time to converge. When we still do not reach the given tolerance, we set the weights using the last available Lagrange multipliers. Hence, throughout this experiment we proceed with the simulation even if the weights obtained after matching are incorrect. We call this situation *matching failure* and record the number of times it happened during the simulation. For macroscopic time steps below $\Delta t = 2$ we never encountered matching failures.

In Figure 1, we plot histogram densities resulting from the micro-macro acceleration method and compare them with the contour of the invariant distribution. Below $\Delta t = 2$ the histogram density aligns well with this contour; we also do not record any matching failures. After crossing the threshold $\Delta t = 2$, we encounter matching failures and the resulting histogram density fails to correspond to the contour any more.

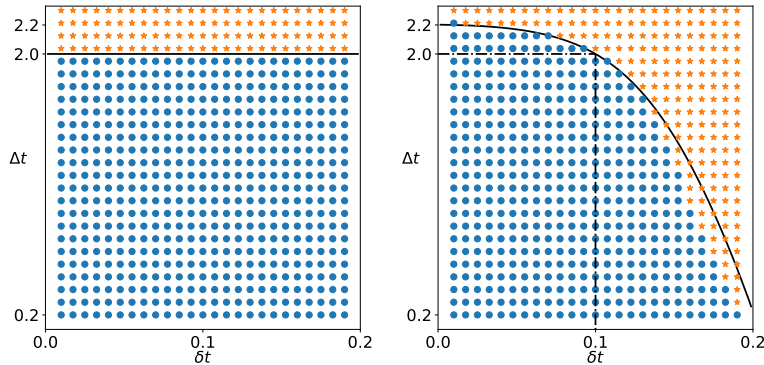


FIGURE 2. The $(\delta t, \Delta t)$ -parameter space classified according to the stability (blue dots) or instability (orange stars) of the micro-macro acceleration method for two linear systems with the same drift spectrum. For drift-diagonal system (5.10) (left figure), the result agree with the conclusion of Theorem 5.4: the macroscopic stability threshold (solid black line) stays independent of micro time step δt and equals 2. In the case of slow-fast system (5.11) (right figure), the stability of extrapolation decreases as δt approaches microscopic stability threshold 0.2. Around $\delta t = 0.1$, where the macroscopic stability threshold plunges below 2, we can approximate the borderline with the solutions of $\rho(I + A(\delta t, \Delta t)) = 1$ (solid black line), see text.

Comparing stability bounds for drift-diagonal and slow-fast systems. In a second experiment, using matching failures as benchmark, we compare the stability of the two systems (5.11) and (5.10) as a function of combined micro δt and macro Δt time steps. The effect of the coordinate transform that gives (5.10) its block-diagonal structure, is that the extrapolated slow variable in both systems is different.

We perform micro-macro simulations as in the previous test for a number of grid points $(\delta t, \Delta t)$ in the rectangle $[0, 0.2] \times [0.2, 2.3]$. For the micro time step δt , we choose a range of values below the stability threshold $\delta t = 0.2$, so we always keep inner integrator stable. For the range of macro time steps Δt , the smallest chosen value corresponds to $\Delta t = \delta t$, i.e., no extrapolation, and the largest chosen value goes beyond the stability threshold $\Delta t^* = 2$ from Theorem 5.4. We classify every grid point either as unstable (orange stars), when at least one matching failure occurred during the simulation, or stable (blue dots), when no failures took place up to the final time $T = 210$. We present the results in Figure 2.

First, we verify once more that detecting matching failures provides a good criterion to quickly test the stability of micro-macro simulation. The classification of grid points in the left figure, which indicates stability of drift-diagonal system (5.10), aligns with the conclusion of Theorem 5.4. The splitting of the slow and fast variables in the drift matrix corresponds to the splitting of stability thresholds for the micro and macro time steps. Second, the micro and macro stability bounds cease to be independent for the slow-fast system (5.11) without block-diagonal structure. We can see in the right figure that simulations become unstable for smaller extrapolation steps when the micro time step δt tends to its stability threshold.

The dependence of macroscopic stability threshold on δt results from the influence of fast modes on the extrapolated slow mean. To see this, note that when using matrix A from (5.11) instead of matrix D from (5.10) the matrix D_n in (5.9) becomes

$$A_n(\delta t, \Delta t) = \begin{bmatrix} -\Delta t & \Delta t - \delta t \\ -(\Delta t - \delta t)C_{n,1}^\top(\Sigma_{n,1}^s)^{-1} & -10\delta t \end{bmatrix}.$$

Therefore, the matrix ceases to be lower-triangular, and its spectrum depends on the values of the covariance C_n and slow-variance Σ_n^s at each step of the micro-macro acceleration procedure (through the left bottom entry of A_n).

It is difficult to analyse the stability of $I + A_n$, because we cannot evaluate the joint spectral radius. However, we can gain some insight by assuming that the variance matrix Σ_n is close to

the equilibrium value $V_\infty^{\delta t}$. Defining $R(\delta t) = (C_\infty^{\delta t})^\top (V_\infty^{s, \delta t})^{-1}$, the regression coefficient of $V_\infty^{\delta t}$, we can focus on the matrix

$$A(\delta t, \Delta t) = \begin{bmatrix} -\Delta t & \Delta t - \delta t \\ -(\Delta t - \delta t)R(\delta t) & -10\delta t \end{bmatrix},$$

which is independent on the current step. Plotting the values of $(\delta t, \Delta t)$ where the spectral radius of $I + A(\delta t, \Delta t)$ equals 1 we obtain the solid black lines in Figure 2. We can see that on the right figure this line agrees well with the results of simulation for small and moderate values of δt ; for micro time steps close to the stability threshold of Euler-Maryuama scheme, the line deviates from the results of simulation. We can attribute this inconsistency to the fact that for large δt the values of Σ_n oscillate more around the equilibrium, invalidating our assumption. Nevertheless, the line remains accurate around the values of $\delta t = 0.1$ where it plunges below 2 – the macroscopic stability threshold of the slow part only.

We can characterise the point $\delta t = 0.1$ on the right figure as the value for which $C_\infty^{\delta t} = 0$. To see this, note that when $R(\delta t) = 0$ the matrix $A(\delta t, \Delta t)$ becomes upper-triangular and its spectral radius stays below 1 for all Δt smaller than 2. The regression coefficient vanishes only when $C_\infty^{\delta t} = 0$. To conclude, the analysis of system (5.11) suggests that the macro stability threshold for the micro-macro acceleration method stays independent on the time-scale separation present in the slow-fast system when we keep the micro time step δt below the value for which $C_\infty^{\delta t} = 0$.

Adding adaptive time-stepping. In a third experiment, we investigate the influence of crossing stability bound on an adaptive strategy for the extrapolation time step. The adaptive strategy reduces the extrapolation time step by a half when the Newton-Raphson procedure for the matching does not reach the desired tolerance within 5 iterations. Whenever it converges, we enlarge the proposed extrapolation length, by a factor 1.2, for the next step of micro-macro algorithm. The actual Δt is always kept within the interval $[\delta t, \Delta t_{\max}]$. For the simulation we use the same parameters as in the first experiment and we apply the micro-macro acceleration method to slow-fast system (5.11).

In Figure 3, we plot the resulting evolution of slow mean and slow standard deviation together with basic statistics of time steps produced during the simulation over $[0, T]$. We see that the adaptive strategy reduces Δt when Δt_{\max} crosses 2, but not when it stays below 2: activation of adaptive time-stepping indicates the crossing of stability threshold. Moreover, the further Δt_{\max} exceeds the stability threshold, the more often the adaptive strategy is invoked. Therefore, we can safely assume that this adaptive time-stepping procedure works in situations where the stability threshold remains unknown (or changes as a function of time). We can also see that on average Δt stays above the stability bound sometimes giving a good approximation to the invariant density of the EM scheme. The values of the standard deviation indicate that Δt drops below 2 from time to time.

5.3. Stability bounds for the extrapolation of marginal mean and variance.

Kronecker's symbols. To study stability of the micro-macro acceleration method when extrapolating both mean and variance, we derive recurrence relations for the variance that are based on Kronecker products and sums [23]. For two matrices $M, M' \in \mathbb{R}^{d \times d}$, we define their *Kronecker product*, denoted $M \hat{\otimes} M'$, as a linear operator on $\mathbb{R}^{d \times d}$ such that

$$(M \hat{\otimes} M') \cdot A = M' A M^\top, \quad A \in \mathbb{R}^{d \times d},$$

where the lower dot ‘ \cdot ’ indicates the application of an operator on a matrix, to visually distinguish it from the matrix multiplication. In what follows, we also employ the *Kronecker sum* defined as $M \hat{\oplus} M' = M \hat{\otimes} I + I \hat{\otimes} M'$. The spectrum of the Kronecker product and sum operators is the spectrum of the underlying matrices in $\mathbb{R}^{d^2 \times d^2}$. Moreover, if $j \geq 0$ is an integer, $(M \hat{\otimes} M')^j$ stands for the j -fold composition of $M \hat{\otimes} M'$, and similarly for the Kronecker sum or any combination of both.

5.3.1. Asymptotics of (slow) marginal mean and variance. To study the stability of the micro-macro acceleration method when extrapolating mean and variance, we again consider test equation (5.5) with block diagonal drift matrix $D = \text{diag}(D^s, D^f)$. To conduct the same analysis as in Section 5.2.1, we should derive the recursion relations for the fast mean, fast

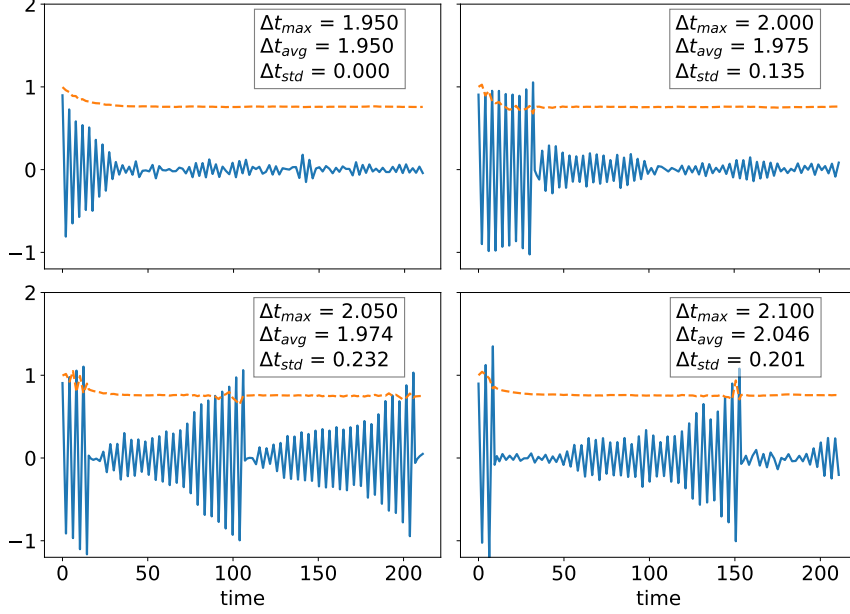


FIGURE 3. The evolution of slow mean (solid blue) and slow standard deviation (dashed orange) of the micro-macro acceleration method with adaptive extrapolation strategy of the slow mean. The adaptive time-stepping activates when the maximal value of extrapolation step Δt_{\max} is set above the stability threshold (equal to 2). We can see adaptivity by measuring the average extrapolation time step Δt_{avg} over $[0, T]$ which becomes smaller than the maximal value Δt_{\max} . Even though Δt_{avg} can be larger than the stability threshold, the actual time steps drop occasionally below 2, as their standard deviation Δt_{std} over $[0, T]$ indicates.

variance, and covariance matrix as well. These relations incorporate the influence of matching on fast moments and are based on an appropriate modification of Proposition 5.1.⁶ We do not present this derivation due to the complexity of the resulting formulas. Instead, we find it more insightful to focus on the slow moments only and supplement the analysis with the numerical illustration

From (5.8), we already know that the forward Euler extrapolation of the mean results in

$$\mu_{n+1}^s = (I^s + \Delta t D^s) \mu_n^s.$$

Therefore, when $\text{Sp}(\Delta t D^s) \subset \mathbb{D}(-1, 1)$, μ_n^s goes to zero as n increases, which corresponds to the behaviour of the slow mean in Section 5.2.

After applying one step of the EM scheme, the (slow) marginal variance reads

$$\Sigma_{n,1} = (I^s + \delta t D^s) \Sigma_n^s (I^s + \delta t D^s)^\top + \delta t B^s.$$

Forward Euler extrapolation gives

$$\begin{aligned} \Sigma_{n+1}^s &= \Sigma_n^s + \frac{\Delta t}{\delta t} (\Sigma_{n,1} - \Sigma_n^s) \\ &= \Sigma_n^s + \Delta t (D^s \Sigma_n^s + \Sigma_n^s (D^s)^\top + \delta t D^s \Sigma_n^s (D^s)^\top) + \Delta t B^s \\ &= [I^{s \otimes s} + \Delta t (D^s \hat{\oplus} D^s + \delta t D^s \hat{\otimes} D^s)] \cdot \Sigma_n^s + \Delta t B^s. \end{aligned}$$

The preceding recursion shows that the asymptotic behaviour (as n increases) of Σ_n^s depends on the spectrum of $L_{\delta t}^{s \hat{\otimes} s} \doteq D^s \hat{\oplus} D^s + \delta t D^s \hat{\otimes} D^s$. Before investigating this spectrum, we note

⁶Stating that the matching of a prior $\mathcal{N}_{\mu, \Sigma}$ with a slow mean $\bar{\mu}^s$ and a slow variance $\bar{\Sigma}^s$ results in the normal distribution with the fast mean $\bar{\mu}^f = \mu^f + C^\top (\Sigma^s)^{-1} (\bar{\mu}^s - \mu^s)$ and fast variance $\bar{\Sigma}^f = \Sigma^f - C^\top (\Sigma^s)^{-1} (C - \bar{C})$ where $\bar{C} = C^\top (\Sigma^s)^{-1} \bar{\Sigma}^s$.

that, whenever $\text{Sp}(\Delta t L_{\delta t}^{s\hat{\otimes}s}) \subset \mathbb{D}(-1, 1)$, the sequence of variances converges to

$$\Delta t \sum_{j=0}^{\infty} (I^{s\hat{\otimes}s} + \Delta t L_{\delta t}^{s\hat{\otimes}s})^j \cdot B^s = \Delta t \left[\sum_{j=0}^{\infty} (I^{s\hat{\otimes}s} + \Delta t L_{\delta t}^{s\hat{\otimes}s})^j \right] \cdot B^s = -(L_{\delta t}^{s\hat{\otimes}s})^{-1} \cdot B^s.$$

Therefore, the asymptotic (slow) marginal variance of the micro-macro acceleration method is independent of the value of the macroscopic step Δt and depends only on the drift matrix D^s , diffusion B and the inner Euler-Maruyama time step δt .

Now, we investigate the spectrum of $L_{\delta t}^{s\hat{\otimes}s}$. Because the micro time step δt must damp all the fast modes, Assumption 4.1 ensures that $\delta t \ll \rho(D^s)$. Hence, we look at $L_{\delta t}^{s\hat{\otimes}s}$ as a perturbation of $D^s \hat{\oplus} D^s$ by the matrix $\delta t D^s \hat{\otimes} D^s$. The formulas for the spectrum of Kronecker's product and sum are given by [23, pp. 268, 245]

$$\begin{aligned} \text{Sp}(D^s \hat{\oplus} D^s) &= \{\kappa' + \kappa'' : \kappa', \kappa'' \in \text{Sp}(D^s)\}, \\ \text{Sp}(D^s \hat{\otimes} D^s) &= \{\kappa' \kappa'' : \kappa', \kappa'' \in \text{Sp}(D^s)\}. \end{aligned}$$

Disregarding the perturbation by $D^s \hat{\otimes} D^s$ for a moment, we see that the asymptotic stability of the (slow) marginal variance is related to requiring $\text{Sp}(\Delta t D^s \hat{\oplus} D^s) \subset \mathbb{D}(-1, 1)$, which, by the form of the spectrum of Kronecker's sum, reads $\text{Sp}(\Delta t D^s) \subset \mathbb{D}(-1/2, 1/2)$. Note that $\mathbb{D}(-1/2, 1/2)$ equals the Euler stability region of the linear system of ODEs

$$\begin{aligned} \dot{m}^s(t) &= D^s m^s(t), \\ \dot{V}^s(t) &= D^s V^s(t) + V^s(t) (D^s)^\top + B^s, \end{aligned}$$

for the evolution of slow mean and variance. Thus, the stability bound on the leading part of $\Delta t L_{\delta t}^{s\hat{\otimes}s}$ coincides with the bound of the Euler method for the moment closure with time step Δt .

To estimate the influence of the perturbation, we employ the Bauer–Fike theorem [22, Thm. 6.3.2] that, for any $\kappa \in \text{Sp}(L_{\delta t}^{s\hat{\otimes}s})$, gives an estimate

$$\min_{\kappa' \in \text{Sp}(D^s \hat{\oplus} D^s)} |\kappa - \kappa'| \leq \delta t K_2(S) \rho(D^s)^2,$$

where $K_2(S)$ is the condition number, with respect to the spectral norm, of the similarity matrix S between $D^s \hat{\oplus} D^s$ and its diagonal form. The estimate worsens for a very large condition number $K_2(S)$, which can be the case when eigenvectors of $D^s \hat{\oplus} D^s$ are nearly linearly dependent. Assuming that this is not the case, the Bauer–Fike theorem ensures that all eigenvalues of $L_{\delta t}^{s\hat{\otimes}s}$ are contained within disks centred around eigenvalues of $D^s \hat{\oplus} D^s$ and having radius $C\delta t \ll \Delta t$. Therefore, to guarantee the stability of the extrapolated (slow) marginal variance, it suffices to bring all these disks inside $\mathbb{D}(-1/2, 1/2)$. This is achieved whenever Δt is such that $\text{Sp}(\Delta t D^s) \subset \mathbb{D}(-1/2, 1/2 - C\delta t)$. According to this property, we can refer to the deflated disk $\mathbb{D}(-1/2, 1/2 - C\delta t)$ as a *sufficient stability region* of micro-macro acceleration algorithm with extrapolation of (slow) marginal mean and variance.

In the numerical practice, as the value of $C\delta t$ is small compared to Δt , one should choose a sufficient stability region as a target for the slow eigenvalues. Nevertheless, in a particular case of D^s , such as we encounter in Section 5.3.2, the location of the eigenvalues of $L_{\delta t}^{s\hat{\otimes}s}$ within the disks can be more advantageous. In the most extreme situation, it may be enough to bring the centres of disks only within a $C\delta t$ -neighbourhood of $\mathbb{D}(-1/2, 1/2)$. This means that the stability of micro-macro acceleration method actually improves on the stability of deterministic closed ODEs for mean and variance, and we can refer to the inflated disk $\mathbb{D}(-1/2, 1/2 + C\delta t)$ as *necessary stability region*. We summarise the relations between the different stability regions in Figure 4.

5.3.2. Numerical illustration. Let us now revisit the two-by-two slow-fast system (4.2). In this case, we have just one slow mode and

$$L_{\delta t}^{s\hat{\otimes}s} = 2a_{11} + \delta t a_{11}^2.$$

The value of a_{11} is negative, to comply with Assumption 4.1, and we can read explicitly the structure of perturbation in $L_{\delta t}^{s\hat{\otimes}s}$. The Kronecker's sum equals to $2a_{11}$ and the product is a_{11}^2 . Since $\delta t a_{11}^2 > 0$, the slow mode $L_{\delta t}^{s\hat{\otimes}s}$ will be moved to the right compared to the deterministic

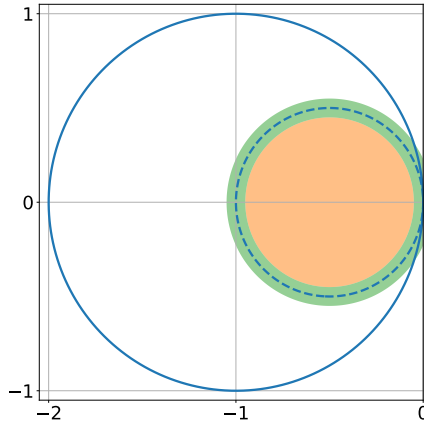


FIGURE 4. The necessary stability region for extrapolation of the slow variance (union of orange disk and green ring) lies mostly in the stability region for the extrapolation of the slow mean (interior of solid circle) but can exceed the stability region for variance closure (interior of dashed circle). The inner-most orange disk represents the region where the stability is guaranteed by the Bauer–Fike theorem, whilst for slow modes in the green ring the stability hinges on the particular perturbation.

mode $2a_{11}$. Therefore, the stability bound for the extrapolation time step Δt increases and reads

$$\Delta t < \frac{2}{2a_{11} + \delta t a_{11}^2}.$$

Moreover, within this bound, the asymptotic (slow) variance equals $-1/(2a_{11} + \delta t a_{11}^2)$.

For numerical illustration, we take the drift and diffusion matrices as in (5.11). The stability threshold for the extrapolation of slow mean and variance equals $2/1.9 \approx 1.05$. We test this threshold by performing the micro-macro simulation as described in Section 5.2.2, but with extrapolation of slow mean and variance. We use the adaptive time-stepping strategy and look at the statistics of actual time step to locate the threshold. In Figure 5 we plot the distances (in the Frobenius norm) of the vector mean μ and variance matrix Σ of the micro-macro acceleration method to the mean and variance of the invariant distribution of the inner Euler–Maruyama scheme, equal to 0 and $V_\infty^{\delta t}$ respectively. The results are similar to the results for the extrapolation of mean only: we see that adaptive strategy activates only after crossing 1.05, which indicates instability as predicted by analytical considerations. In this case, the instabilities arise only in the evolution of variance, since the time steps considered in the experiments are well below stability threshold, equal to 2, for the extrapolation of the slow mean. Additionally, for stable extrapolation times, the distances between first two moments of micro-macro acceleration method and invariant Gaussian distribution become small quickly. Since the intermediate distributions of the method are also Gaussian, the agreement between first two moments indicates that this distributions converge, as time grows to infinity, to the invariant normal distribution $\mathcal{N}_{0, V_\infty^{\delta t}}$ in Kullback–Leibler divergence, as was the case in Section 5.2.1.

6. STABILITY OF THE MICRO-MACRO ACCELERATION WITH EXTRAPOLATION OF THE (SLOW) MARGINAL MEAN AND INITIAL CONDITIONS HAVING GAUSSIAN TAILS

In Section 5 we restrict our consideration to Gaussian initial conditions, which yield Gaussian solutions to (1.1) and the micro-macro acceleration method. Here, we go beyond the Gaussian case when extrapolating the slow mean only and work within a class of probability measures that have Gaussian tails. The main result of this section, Theorem 6.7, follows along with Theorem 3.2 and establishes the weak convergence of distributions produced by the micro-macro acceleration method to $\mathcal{N}_{0, V_\infty^{\delta t}}$ as the number of extrapolation steps goes to infinity. However, even if $\mathcal{D}(P_0 \| \mathcal{N}_{0, V_\infty^{\delta t}}) < +\infty$, our approach does not provide convergence in Kullback–Leibler divergence. Therefore, Theorem 6.7 is partly weaker than Theorem 5.4, because we prove the

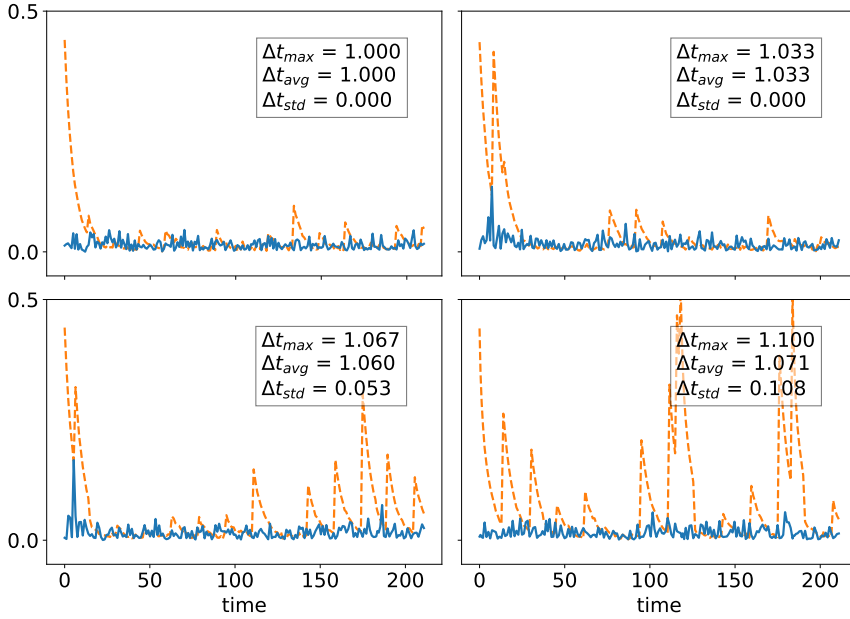


FIGURE 5. The evolution of $\|\mu\|$ (solid blue) and $\|\Sigma - V_\infty^{\delta t}\|$ (dashed orange), where μ is the vector mean and Σ the variance matrix of the micro-macro acceleration method with adaptive extrapolation strategy of the slow mean and variance. The adaptive time-stepping activates after the maximal extrapolation time step Δt_{\max} crosses the theoretical value equal to $2/1.9 \approx 1.05$ (two bottom figures). The simulation is stable below this threshold, even though we crossed the deterministic stability bound equal to 1 (two upper figures). Moreover, in the stable regime, both norms quickly become small, which indicates the convergence of full distributions to the invariant Gaussian density $\mathcal{N}_{0, V_\infty^{\delta t}}$.

weak convergence only, but also partly stronger than Theorem 5.4, because we consider a larger class of initial probability distributions.

To establish the weak convergence, we explore the properties of *cumulant generating functions* (CGFs) to produce a convenient recursion formula for the laws generated by the method.

Definition 6.1. For any probability distribution $P \in \mathcal{P}^d$, we define the *cumulant generating function* of P

$$\mathcal{K}_P(\theta) = \ln \mathbb{E}_P[e^{\theta \cdot \Pi}],$$

where Π is the identity on \mathbb{R}^d , and its *effective domain* as

$$\Theta_P = \{\theta \in \mathbb{R}^d : \mathcal{K}_P(\theta) < +\infty\}.$$

When $X \sim P$ we also write \mathcal{K}_X instead of \mathcal{K}_P , and Θ_X instead of Θ_P . We summarize the basic properties of CGFs in Appendix C.

Example 6.2. If $X \sim \mathcal{N}_{\mu, \Sigma}$, then

$$\mathcal{K}_X(\theta) = \mu \cdot \theta + \frac{1}{2} \theta^\top \Sigma \theta. \quad \triangle$$

6.1. Micro-macro step in terms of the cumulant generating function. To effectively use the CGFs to describe the micro-macro acceleration procedure, we assume that for the initial random variable X_0 it holds $\Theta_0 \doteq \Theta_{X_0} = \mathbb{R}^d$. In view of Proposition C.3, the CGF of matched distribution results from shifting and translating the CGF of the prior based on the current value of Lagrange multipliers. Having priors with full effective domain removes the issue of falling outside the effective domain while shifting CGF – a clear sign that the matching is impossible.

Remark 6.3 (What does $\Theta_0 = \mathbb{R}^d$ mean?). Let us fix $\theta \in \mathbb{R}^d$ and $r > 0$. According to the Chernoff's bound [9, p. 392], we have

$$(6.1) \quad \mathbb{P}(\theta \cdot X_0 \geq r) \leq e^{-sr + \mathcal{K}_{\theta \cdot X_0}(s)},$$

for all $s \geq 0$. From Proposition C.2(iii), applied with $l = 1$ and $M = \theta^\top$, we have $\mathcal{K}_{\theta \cdot X_0}(s) = \mathcal{K}_{X_0}(s\theta)$. Thus, taking logarithms on both sides of (6.1), we can equivalently write

$$-\ln \mathbb{P}(\theta \cdot X_0 \geq r) \geq sr - \mathcal{K}_0(s\theta),$$

where we denote $\mathcal{K}_0 = \mathcal{K}_{X_0}$. Since $\mathcal{K}_0(s\theta)$ is finite for all $s \geq 0$, dividing by r and taking the limit gives

$$\lim_{r \rightarrow +\infty} \frac{-\ln \mathbb{P}(\theta \cdot X_0 \geq r)}{r} \geq s.$$

Therefore, because s can be arbitrarily large, the log-tail function of $\theta \cdot X_0$ is superlinear at $+\infty$. The same holds at $-\infty$ by repeating the argument for $\mathbb{P}(\theta \cdot X_0 \leq -r)$. \triangle

To simplify the notation, we use only one micro step for each extrapolation in the micro-macro acceleration procedure from Section 2.3. In the Proposition below, we consider micro-macro acceleration method as applied to test equation (3.1), where we do not block diagonalise the drift.

Proposition 6.4. *Let $n \geq 1$ and assume that for a random variable X_{n-1} with cumulant generating function $\mathcal{K}_{X_{n-1}} = \mathcal{K}_{n-1}$ we have $\Theta_{n-1} = \mathbb{R}^d$. Then, if X_n is obtained from the micro-macro procedure with extrapolation of the (slow) s -marginal mean (as described in Section 2.3, with $K = 1$), its CGF $\mathcal{K}_n = \mathcal{K}_{X_n}$ has effective domain $\Theta_n = \mathbb{R}^d$ and satisfies*

$$(6.2) \quad \begin{aligned} \mathcal{K}_n(\theta) &= \mathcal{K}_{n-1}((I + \delta t A^\top)(\theta + \lambda_n^s \oplus 0^f)) - \mathcal{K}_{n-1}((I + \delta t A^\top)(\lambda_n^s \oplus 0^f)) \\ &\quad + \frac{\delta t}{2} [\theta^\top B \theta + (\lambda_n^s \oplus 0^f)^\top B \theta + \theta^\top B (\lambda_n^s \oplus 0^f)], \end{aligned}$$

where λ_n^s is a vector of Lagrange multipliers.

Proof. According to Section 2.3, the law of X_n is given by $\mathcal{M}(\mu_n^s, \text{Law}(X_{n-1,1}^{\delta t}))$, where μ_n^s is extrapolated as in (2.10) and $X_{n-1,1}^{\delta t}$ is obtained from X_{n-1} by one Euler-Maruyama step over δt . Therefore, for the cumulant, Proposition C.3 yields

$$(6.3) \quad \mathcal{K}_n(\theta) = \mathcal{K}_{n-1,1}(\theta + \lambda_n^s \oplus 0^f) - \mathcal{K}_{n-1,1}(\lambda_n^s \oplus 0^f),$$

where λ_n^s is the Lagrange multiplier associated to the extrapolated marginal mean μ_n^s .

In the current notation, the recursive formula (2.9) reads

$$X_{n-1,1}^{\delta t} = (I + \delta t A)X_{n-1} + \sqrt{B} \delta W_{n,1}.$$

Because X_{n-1} and $\delta W_{n,1}$ are independent, from Proposition C.2(v) we obtain

$$\mathcal{K}_{n-1,1} = \mathcal{K}_{(I + \delta t A)X_{n-1}} + \mathcal{K}_{\sqrt{B} \delta W_{n,1}}.$$

The law of $\sqrt{B} \delta W_{n,1}$ is $\mathcal{N}_{0, \delta t B}$ thus, according to Example 6.2, $\mathcal{K}_{\sqrt{B} \delta W_{n,1}}(\theta) = \delta t / 2 \theta^\top B \theta$ and using Proposition C.2(iii) we obtain

$$(6.4) \quad \mathcal{K}_{n-1,1}(\theta) = \mathcal{K}_{n-1}((I + \delta t A^\top)\theta) + \frac{\delta t}{2} \theta^\top B \theta.$$

Combining (6.3) with (6.4) results in (6.2). Since the effective domain of X_{n-1} was equal to \mathbb{R}^d , the right-hand side of (6.2) is finite for all θ . This implies $\Theta_n = \mathbb{R}^d$. \square

6.2. Convergence to the equilibrium with stable mean extrapolation. The basic result of this section depends on the following property of the initial random variable for the micro-macro acceleration method. Recall from Proposition C.2(iv) that the cumulant generating function is always analytic on the interior of its effective domain.

Assumption 6.5. *The CGF \mathcal{K}_0 , of an initial random variable X_0 , has full effective domain ($\Theta_0 = \mathbb{R}^d$), all derivatives of order at least 2 bounded, and for every $\theta \in \mathbb{R}^d$ it satisfies⁷*

$$(6.5) \quad \frac{d^j}{dr^j} \mathcal{K}_0(r\theta) \sim (2)_j w(\theta) r^{2-j}, \quad \text{for } j \in \{0, 1, 2\} \text{ as } r \rightarrow +\infty,$$

⁷For $C \geq 0$ and g a positive function in a neighbourhood of infinity, $f \sim Cg$ means $\lim_{r \rightarrow \infty} f(r)/g(r) = C$.

where $(2)_j = \prod_{i=0}^{j-1} (2-i)$ denotes the falling factorial and $w: \mathbb{R}^d \rightarrow (0, +\infty)$ is continuous and homogeneous of order 2.

Assumption 6.5 derives from the theory of regular variation. Let us first demonstrate its connection with the tails of random variables. The asymptotic relation (6.5) for $j = 0$ reads $\mathcal{K}_0(r\theta) \sim w(\theta) r^2$ and Proposition C.2(iii) implies that this leads to $\mathcal{K}_{\theta \cdot X_0}(r) \sim w(\theta) r^2$. By the Kasahara Tauberian Theorem [5, Thm. 4.12.7], the last relation is equivalent to the property

$$-\ln \mathbb{P}(\theta \cdot X_0 \geq r) \sim -\ln \mathbb{P}(\theta \cdot X_0 \leq -r) \sim w(\theta)^{-1} r^2, \quad \text{as } r \rightarrow +\infty.$$

That is, for every $\theta \in \mathbb{R}^d$, the random variable $\theta \cdot X_0$ has *regularly varying log-quadratic* tail decay, a feature shared by all Gaussian laws. Therefore, Assumption 6.5 sharpens the superlinear behaviour of tail functions that resulted from $\Theta_0 = \mathbb{R}^d$, see Remark 6.3.

The inclusion of derivatives in (6.5) is related to the notion of higher-order regular variation. We say that a real valued function $f \in C^\infty(\mathbb{R})$, such that $f(r) > 0$ for all r large enough, *varies regularly up to order J and with index ρ* if (compare [18] and [5, p. 44])

$$(6.6) \quad \frac{r^j f^{(j)}(r)}{f(r)} \rightarrow (\rho)_j, \quad \text{as } r \rightarrow +\infty,$$

for all $j = 0, \dots, J$. If we additionally assume that $f(t) \sim C r^\rho$ for some $C > 0$, the convergence in (6.6) yields

$$\frac{f^{(j)}(r)}{r^{\rho-j}} = \frac{r^j f^{(j)}(r)}{f(r)} \frac{f(r)}{r^\rho} \rightarrow (\rho)_j C, \quad \text{as } r \rightarrow +\infty,$$

meaning that $f^{(j)}(r) \sim (\rho)_j C r^{\rho-j}$ for all $j = 1, \dots, J$. Therefore, for a fixed $\theta \in \mathbb{R}^d$, if we put $f_\theta(r) = \mathcal{K}_0(r\theta)$, we see that (6.5) is equivalent to f_θ varying regularly up to order 2 with index 2, the constant being $C = w(\theta)$.

Before we proceed to the formulation and the proof of our main theorem, let us discuss the relation between (6.5) and the strong derivatives of \mathcal{K}_0 . Consider f_θ , for a $\theta \in \mathbb{R}^d$, as defined in the previous paragraph. The derivative of f_θ is the directional derivative of \mathcal{K}_0 at $t\theta$ and in the direction of θ , thus we have

$$f'_\theta(r) = \nabla \mathcal{K}_0(r\theta) \cdot \theta.$$

According to (6.5) and the discussion in the previous paragraph, we know that $f'_\theta(r) \sim 2w(\theta)r$, which is equivalent to the following relation

$$(6.7) \quad \frac{\nabla \mathcal{K}(r\theta) \cdot \theta}{r} \rightarrow 2w(\theta), \quad \text{as } r \rightarrow +\infty,$$

for $\mathcal{K} = \mathcal{K}_0$. Computing the second derivative of f_θ leads to

$$f''_\theta(r) = (\nabla^2 \mathcal{K}_0(r\theta)\theta) \cdot \theta = \theta^\top \nabla^2 \mathcal{K}_0(r\theta)\theta,$$

and (6.5) for $j = 2$ reads

$$(6.8) \quad \theta^\top \nabla^2 \mathcal{K}_0(r\theta)\theta \rightarrow 2w(\theta), \quad \text{as } r \rightarrow +\infty.$$

In the proof of Theorem 6.7, we employ the following technical result, which is a consequence of the previous two asymptotic relations.

Lemma 6.6. *Let \mathcal{K} be twice continuously differentiable on \mathbb{R}^d with bounded Hessian and satisfy condition (6.7). Then it holds for every $\theta, \theta_0 \in \mathbb{R}^d$ that*

$$\frac{\nabla \mathcal{K}(r\theta + \theta_0) \cdot \theta}{r} \rightarrow 2w(\theta), \quad \text{as } r \rightarrow +\infty.$$

Proof. We can express the difference $(\nabla \mathcal{K}(r\theta + \theta_0) \cdot \theta)/r - 2w(\theta)$ as

$$\frac{(\nabla \mathcal{K}(r\theta + \theta_0) - \nabla \mathcal{K}(r\theta)) \cdot \theta}{r} + \frac{\nabla \mathcal{K}(r\theta) \cdot \theta}{r} - 2w(\theta).$$

The latter part of this expression converges to zero as $r \rightarrow +\infty$. That the first fraction disappears too can be seen by applying the mean value inequality

$$|\nabla \mathcal{K}(r\theta + \theta_0) \cdot \theta - \nabla \mathcal{K}(r\theta) \cdot \theta| \leq \max_{0 \leq s \leq 1} \|\nabla^2 \mathcal{K}(r\theta + s\theta_0)\theta\| \|\theta_0\|,$$

and noting that the right-hand side is bounded uniformly in r due to Assumption 6.5. \square

Theorem 6.7. *Suppose that Assumption 6.5 holds for an initial random variable X_0 , that $\rho(I + \delta t A) < 1$, and that the mean μ_n of random variables X_n obtained from the micro-macro acceleration method is stable, that is $\lim_{n \rightarrow +\infty} \mu_n = 0$. Then, the laws of X_n converge weakly to $\mathcal{N}_{0, V_\infty^{\delta t}}$.*

The assumption on the stability of the mean μ_n is closely related to the condition that $\Delta t \kappa \in \mathbb{D}(-1, 1)$ for all slow modes κ of the drift matrix A (compare with Remark 5.5(a)). Such a condition guarantees that the slow marginal mean μ^s satisfies $\lim_{n \rightarrow +\infty} \mu_n^s = 0$. The behaviour of fast marginal μ_n^f is influenced at each step by both extrapolation over Δt and the matching. In the non-Gaussian setting, we can only say that this influence is encoded in the nonlinear procedure to obtain Lagrange multipliers λ_n . Having no explicit formulas for the multipliers, see also the discussion following (6.9) below, we work under the stability of the full mean assumption, which should be easy to establish in the particular cases.

Proof. First note that differentiating identity (6.2) produces

$$(6.9) \quad \begin{aligned} \nabla \mathcal{K}_n(\theta) &= (I + \delta t A) \nabla \mathcal{K}_{n-1}((I + \delta t A^\top)(\theta + \lambda_n^s \oplus 0^f)) + \delta t (\theta + \lambda_n^s \oplus 0^f)^\top B, \\ \nabla^2 \mathcal{K}_n(\theta) &= (I + \delta t A) \nabla^2 \mathcal{K}_{n-1}((I + \delta t A^\top)(\theta + \lambda_n^s \oplus 0^f))(I + \delta t A^\top) + \delta t B. \end{aligned}$$

One could obtain the closed-form solution to these recurrence relations, as well as for \mathcal{K}_n , but it does not allow to pass to the limit as $n \rightarrow \infty$. This is due to the presence of expressions with the Lagrange multipliers λ_n^s in the argument of $\nabla \mathcal{K}_n$ and an additional summand in (6.9). These multipliers exist for all n , a consequence of $\Theta_n = \mathbb{R}^d$, but we do not have any *a priori* estimates on them that would allow to control the limits of the closed-form solutions as $n \rightarrow \infty$. Therefore, our strategy in proving the convergence is to look at the recurrences for the tails of $\nabla \mathcal{K}_n$, which do not contain λ_n^s any more, and for the higher order derivatives, which do not contain any additional summands.

First, we show by induction that for all $\theta \in \mathbb{R}^d$ the function $\nabla \mathcal{K}_n(r\theta) \cdot \theta$ is asymptotically linear as $r \rightarrow +\infty$ and find the corresponding constants. Indeed, let us suppose that this is true for $\nabla \mathcal{K}_{n-1}(r\theta) \cdot \theta$ with constant $2w_{n-1}(\theta)$. Note that Assumption 6.5 and formula (6.7) guarantee that this holds for \mathcal{K}_0 . The recursive relation (6.9) for $\nabla \mathcal{K}_n$ gives

$$\begin{aligned} \frac{\nabla \mathcal{K}_n(r\theta) \cdot \theta}{r} &= \frac{\nabla \mathcal{K}_{n-1}((I + \delta t A^\top)(r\theta + \lambda_n^s \oplus 0^f)) \cdot (I + \delta t A^\top)\theta}{r} \\ &\quad + \delta t \frac{(r\theta + \lambda_n^s \oplus 0^f)^\top B \theta}{r}. \end{aligned}$$

Note that the boundedness of $\nabla^2 \mathcal{K}_0$ propagates, due to (6.9), throughout the whole sequence $\nabla^2 \mathcal{K}_n$. Therefore, from the inductive hypothesis and Lemma 6.6, the limit as $r \rightarrow +\infty$ on the right hand side exists and is equal to $2w_{n-1}((I + \delta t A^\top)\theta) + \delta t \theta^\top B \theta$. Denoting by $2w_n(\theta)$ the limit of the left hand side, we have the following recursion

$$w_n(\theta) = w_{n-1}((I + \delta t A^\top)\theta) + \frac{\delta t}{2} \theta^\top B \theta.$$

By back-substituting we obtain

$$(6.10) \quad w_n(\theta) = w((I + \delta t A^\top)^n \theta) + \frac{\delta t}{2} \theta^\top \left[\sum_{j=0}^{n-1} (I + \delta t A)^j B (I + \delta t A^\top)^j \right] \theta.$$

Since the micro time step δt is stable, we can now take the limit as $n \rightarrow \infty$ on the right-hand side of (6.10). In consequence, we know that the pointwise limit

$$\omega_\infty \doteq \lim_{n \rightarrow \infty} \omega_n$$

exists and by (3.11) it results in the following expression for the limiting function

$$(6.11) \quad \omega_\infty(\theta) = \frac{1}{2} \theta^\top \left[\delta t \sum_{j=0}^{\infty} (I + \delta t A)^j B (I + \delta t A^\top)^j \right] \theta = \frac{1}{2} \theta^\top V_\infty^{\delta t} \theta.$$

For any $j \geq 3$ and $\theta \in \mathbb{R}^d$, we treat the j th order derivative $D^j \mathcal{K}_n(\theta)$ as a symmetric multilinear mapping on $(\mathbb{R}^d)^j$ with norm $\|D^j \mathcal{K}_n(\theta)\|_{\text{mult}} \doteq \sup |D^j \mathcal{K}_n(\theta)(\theta^1, \dots, \theta^j)| / \|\theta^1\| \cdots \|\theta^j\|$,

where the supremum is taken over all $\theta^i \neq 0$. We also denote $D^j \mathcal{K}_n(\theta)[\theta'] \doteq D^j \mathcal{K}_n(\theta)(\theta', \dots, \theta')$. Further differentiating (6.9) shows that the higher order derivatives satisfy

$$D^j \mathcal{K}_n(\theta)[\cdot] = D^j \mathcal{K}_{n-1}((I + \delta t A^\top)(\theta + \lambda_n^s \oplus 0^f))[(I + \delta t A^\top) \cdot],$$

and by back-substituting

$$(6.12) \quad D^j \mathcal{K}_n(\theta)[\cdot] = D^j \mathcal{K}_0 \left((I + \delta t A^\top)^n \theta + \sum_{k=1}^n (I + \delta t A^\top)^k (\lambda_k^s \oplus 0^f) \right) [(I + \delta t A^\top)^n \cdot].$$

Assumption 6.5 ensures that $D^j \mathcal{K}_0$ is bounded on \mathbb{R}^d for all $j \geq 3$, so from (6.12) we can estimate

$$\|D^j \mathcal{K}_n(\theta)\|_{\text{mult}} \leq \max_{\theta' \in \mathbb{R}^d} \|D^j \mathcal{K}_0(\theta')\|_{\text{mult}} \|I + \delta t A^\top\|^{jn},$$

which demonstrates that $D^j \mathcal{K}_n$ converges uniformly to zero as $n \rightarrow +\infty$.

In particular, via the fundamental theorem of calculus and the asymptotic property (6.8) of the Hessian, we can write for a fixed $\theta \in \mathbb{R}^d$

$$\theta^\top \nabla^2 \mathcal{K}_n(\theta) \theta = 2w_n(\theta) - \int_1^{+\infty} D^3 \mathcal{K}_n(t\theta)[\theta] dt$$

and, by the uniform convergence, swap the integration with the limit as $n \rightarrow +\infty$ to obtain

$$(6.13) \quad \lim_{n \rightarrow +\infty} \theta^\top \nabla^2 \mathcal{K}_n(\theta) \theta = \theta^\top V_\infty^{\delta t} \theta,$$

where we also used (6.11). Moreover, employing Taylor expansion to the Hessian, see Proposition C.2(iv), we can write

$$(6.14) \quad \theta^\top \nabla^2 \mathcal{K}_n(\theta) \theta = \theta^\top \nabla^2 \mathcal{K}_n(0) \theta + \sum_{j \geq 3} \frac{1}{(j-2)!} D^j \mathcal{K}_n(0)[\theta].$$

All the derivatives $D^j \mathcal{K}_n(0)$, $j \geq 3$, converge to 0 as n goes to $+\infty$, thus (6.13) and (6.14), because they are valid for any $\theta \in \mathbb{R}^d$, imply that $\nabla^2 \mathcal{K}_n(0)$ converges to $V_\infty^{\delta t}$.

In conclusion, since $\nabla \mathcal{K}_n(0) = \mu_n$ converges to 0 as $n \rightarrow +\infty$, $\nabla^2 \mathcal{K}_n(0)$ converges to $V_\infty^{\delta t}$, and all higher order derivatives to 0, we obtain the following limiting sequence of cumulants

$$(6.15) \quad (0, V_\infty^{\delta t}, 0, \dots).$$

This sequence uniquely determines the normal distribution with mean zero and covariance matrix $V_\infty^{\delta t}$. Thus, from the Frechét-Shohat theorem [4, p. 307] the laws of X_n converge weakly to $\mathcal{N}_{0, V_\infty^{\delta t}}$. \square

APPENDIX A. PROOFS OF THEOREMS 3.2 AND 3.3

In the proof of Theorem 3.2 we use the multi-indices: d -tuples $\alpha = (\alpha_1, \dots, \alpha_d)$, where $\alpha_i \in \mathbb{N}_0$, with order $|\alpha| = \alpha_1 + \dots + \alpha_d$, considered together with componentwise sum/difference and partial ordering $\beta \leq \alpha$ given by $\beta_i \leq \alpha_i$ for all $i = 1, \dots, d$. For a random vector X on \mathbb{R}^d , the α -th moment of X reads $X^\alpha = X_1^{\alpha_1} \dots X_d^{\alpha_d}$.

Proof of Theorem 3.2. Employing the independence of X_0 and W , we compute based on expression (3.3)

$$\begin{aligned} \mathbb{E}[X_t^\alpha] &= \mathbb{E} \left[\left(e^{tA} X_0 + \int_0^t e^{(t-u)A} \sqrt{B} dW_u \right)^\alpha \right] \\ &= \sum_{\beta \leq \alpha} \binom{\alpha}{\beta} \mathbb{E} \left[(e^{tA} X_0)^\beta \right] \mathbb{E} \left[\left(\int_0^t e^{(t-u)A} \sqrt{B} dW_u \right)^{\alpha-\beta} \right]. \end{aligned}$$

Whenever at least one component of $e^{tA} X_0$ is present in a summand of the binomial sum, it brings the corresponding summand to zero as t goes to infinity, a consequence of (3.5). Therefore, after passing to the limit on both sides, we end up with

$$\lim_{t \rightarrow \infty} \mathbb{E}[X_t^\alpha] = \lim_{t \rightarrow \infty} \mathbb{E} \left[\left(\int_0^t e^{(t-u)A} \sqrt{B} dW_u \right)^\alpha \right]$$

The Wiener integral on the right-hand side is a zero-mean normal random vector with variance $V_t = \int_0^t e^{(t-u)A} B e^{(t-u)A^\top} du$, thus all higher-order moments are either zero, when $|\alpha|$ is odd,

or a function of this variance $F_\alpha(V_t)$, when $|\alpha|$ is even (Isserlis' theorem [25]). In the latter case, taking the limit as t goes to infinity, implies that $\mathbb{E}[X_t^\alpha]$ converges to $F_\alpha(V_\infty)$. Since the sequence of its moments uniquely determine the normal distribution, the Fréchet-Shohat theorem [4, p. 307] yields the weak convergence of the laws of X_t to $\mathcal{N}_{0, V_\infty}$. \square

In the proof of Theorem 3.3, we use a following notion [9, p. 243]:

Definition A.1. The *differential entropy* $\mathcal{H}(X)$ of a continuous random variable X with density f is defined as

$$(A.1) \quad \mathcal{H}(X) = - \int_S f(x) \ln f(x) \, dx.$$

where $S = \text{cl}\{x \in \mathbb{R}^d : f(x) > 0\}$ is the support of X .

We also list a few properties [9, Ch. 8.6 & 17.2]:

Lemma A.2. Let X, Y be random vectors with densities.

- (i) *Entropy of normal vectors:* if $\text{Law}(X) = \mathcal{N}_{\mu, \Sigma}$, $\mathcal{H}(X) = \frac{1}{2} \ln((2\pi e)^d \det \Sigma)$
- (ii) *Linear transformations:* for any non-singular matrix $A \in \mathbb{R}^{d \times d}$,
 $\mathcal{H}(AX) = \mathcal{H}(X) + \ln |\det A|$.
- (iii) *Entropy power inequality:* if X and Y are independent, $e^{2\mathcal{H}(X+Y)} \geq e^{2\mathcal{H}(X)} + e^{2\mathcal{H}(Y)}$.

Proof of Theorem 3.3. Since $\mathcal{D}(P_0 \| \mathcal{N}_{0, V_\infty}) < +\infty$, P_0 is absolutely continuous with respect to $\mathcal{N}_{0, V_\infty}$, and, in consequence, has density p_0 with respect to the Lebesgue measure on \mathbb{R}^d . Moreover, $P_t = (e^{tA} \circ P_0) \star \mathcal{N}_{0, V(t)}$, where $e^{tA} \circ P_0$ denotes the image of P_0 under the map e^{tA} , and \star stands for the convolution of two probability measures. Since $V(t)$ is non-degenerate, this expression indicates that P_t also has density for all $t > 0$. Let $P_t = p_t \, dx$ and let γ_{0, V_∞} denote the density of $\mathcal{N}_{0, V_\infty}$. We have

$$(A.2) \quad \begin{aligned} \mathcal{D}(P_t \| \mathcal{N}_{0, V_\infty}) &= \int_{\mathbb{R}^d} p_t(x) \ln \frac{p_t(x)}{\gamma_{0, V_\infty}(x)} \, dx \\ &= \int_{\mathbb{R}^d} p_t(x) \ln p_t(x) \, dx - \int_{\mathbb{R}^d} p_t(x) \ln \gamma_{0, V_\infty}(x) \, dx \\ &= -\mathcal{H}(X_t) - \ln \left\{ \left(\frac{1}{2\pi} \right)^{d/2} \frac{1}{\sqrt{\det V_\infty}} \right\} + \frac{1}{2} \mathbb{E}[X_t^\top V_\infty^{-1} X_t] \\ &= -\mathcal{H}(X_t) + \frac{1}{2} \left(\ln \{ (2\pi)^d \det V_\infty \} + \text{tr} \{ V_\infty^{-1} \mathbb{V}(X_t) \} + \mathbb{E}[X_t]^\top V_\infty^{-1} \mathbb{E}[X_t] \right) \end{aligned}$$

According to (3.7) we have

$$\begin{aligned} \mathbb{E}[X_t]^\top V_\infty^{-1} \mathbb{E}[X_t] &\longrightarrow 0 \\ \text{tr} \{ V_\infty^{-1} \mathbb{V}(X_t) \} &\longrightarrow d, \end{aligned}$$

as $t \rightarrow +\infty$. Thus, (A.2) and Lemma A.2(i) give

$$(A.3) \quad \begin{aligned} \limsup_{t \rightarrow +\infty} \mathcal{D}(P_t \| \mathcal{N}_{0, V_\infty}) &= \limsup_{t \rightarrow +\infty} -\mathcal{H}(X_t) + \frac{1}{2} \left(\ln \{ (2\pi)^d \det V_\infty \} + d \right) \\ &= - \liminf_{t \rightarrow +\infty} \mathcal{H}(X_t) + \mathcal{H}(\mathcal{N}_{0, V_\infty}) \end{aligned}$$

From the entropy power inequality and (3.3)

$$(A.4) \quad e^{2\mathcal{H}(X_t)} \geq e^{2\mathcal{H}(e^{tA} X_{t_0})} + e^{2\mathcal{H}(\int_{t_0}^t e^{(t-u)A} B \, dW_u)},$$

and owing to Lemma A.2(ii)

$$e^{2\mathcal{H}(e^{tA} X_{t_0})} = e^{2\mathcal{H}(X_{t_0})} \det e^{tA} = e^{2\mathcal{H}(X_{t_0})} \prod_{\lambda \in \text{sp} A} e^{t\lambda} \longrightarrow 0$$

as $t \rightarrow +\infty$, since all eigenvalues of A belong to the left half complex plane. To compute the second summand on the right hand side of (A.4), recall that $\int_{t_0}^t e^{(t-u)A} B dW_u$, being a Wiener integral, is a Gaussian random vector with zero mean and variance equal to $\int_{t_0}^t e^{(t-u)A} B e^{(t-u)A^\top} du$ (see [34, Ch. 2.3]). Thus, Lemma A.2(i) gives

$$\begin{aligned} e^{2\mathcal{H}(\int_{t_0}^t e^{(t-u)A} B dW_u)} &= (2\pi e)^d \det \int_{t_0}^t e^{(t-u)A} B e^{(t-u)A^\top} du \\ &= (2\pi e)^d \det \int_0^{t-t_0} e^{uA} B e^{uA^\top} du \longrightarrow (2\pi)^d \det V_\infty \end{aligned}$$

as $t \rightarrow +\infty$. Therefore, passing to the limit in (A.4) results in

$$\liminf_{t \rightarrow +\infty} e^{2\mathcal{H}(X_t)} \geq (2\pi e)^d \det V_\infty = e^{\mathcal{H}(\mathcal{N}_{0, V_\infty})},$$

and combining this with (A.3) produces

$$\limsup_{t \rightarrow +\infty} \mathcal{D}(P_t \| \mathcal{N}_{0, V_\infty}) \leq 0.$$

Since Kullback-Leibler divergence is always non-negative, we conclude the proof. \square

APPENDIX B. GAP IN THE DRIFT SPECTRUM AND THE TIME SCALES OF (3.1)

To elucidate how Assumption 4.1 influences the time scales present in the stochastic dynamics, recall first that equation (3.1) is related to the *Ornstein-Uhlenbeck* operator

$$(B.1) \quad \mathcal{L} = Ax \cdot \nabla_x + \frac{1}{2} \text{Tr}(B \nabla_x^2).$$

SDE (3.1) and operator (B.1) are connected through the Markov semigroup $(e^{t\mathcal{L}})_{t \geq 0}$, generated by \mathcal{L} , that satisfy

$$(e^{t\mathcal{L}} f)(x) = \mathbb{E}[f(X_t) | X_t = x],$$

for every $t \geq 0$ and $f \in \mathcal{C}_b(\mathbb{R}^d)$, the space of all continuous and bounded functions on \mathbb{R}^d . The assumptions that $\text{Sp}(A) \subset \mathbb{C}_-$ and B is positive definite, ensure the existence of a unique Gaussian invariant measure $\mathcal{N}_{0, V_\infty}$ for $(e^{t\mathcal{L}})_{t \geq 0}$, where V_∞ is given by (3.6). To be more precise, the condition for invariance reads

$$(B.2) \quad \mathbb{E}_{\mathcal{N}_{0, V_\infty}} [e^{t\mathcal{L}} f] = \mathbb{E}_{\mathcal{N}_{0, V_\infty}} [f],$$

for all $f \in \mathcal{C}_b(\mathbb{R}^d)$. Moreover, the semigroup $(e^{t\mathcal{L}})_{t \geq 0}$ extends to a strongly continuous semigroup of positive contractions in the complex Hilbert space $\mathcal{L}_\mathbb{C}^2(\mathbb{R}^d, d\mathcal{N}_{0, V_\infty})$ [39].

The time scales induced by the semigroup $(e^{t\mathcal{L}})_{t \geq 0}$ in the space $\mathcal{L}_\mathbb{C}^2(\mathbb{R}^d, d\mathcal{N}_{0, V_\infty})$ are determined by the eigenvalue problem [48, p. 371]

$$\mathcal{L}f = \gamma f.$$

Every eigenpair (γ, ϕ) , with $\Re(\gamma) < 0$ and $\|\phi\|_2 = 1$, is related to a decay of $e^{t\mathcal{L}}\phi$ towards the equilibrium on time scales of order $|2\gamma|^{-1}$, to wit

$$\mathbb{V}_{\mathcal{N}_{0, V_\infty}} [e^{t\mathcal{L}}\phi] = \|e^{t\mathcal{L}}\phi - \mathbb{E}_{\mathcal{N}_{0, V_\infty}}[\phi]\|_2 = e^{2\Re(\gamma)t},$$

where we used condition (B.2) and $\|\cdot\|_2$ denotes the associated $\mathcal{L}_\mathbb{C}^2$ -norm. Having a complete orthonormal system $\{\phi_p\}_{p=1,2,\dots}$ of eigenfunctions in $\mathcal{L}_\mathbb{C}^2(\mathbb{R}^d, d\mathcal{N}_{0, V_\infty})$, the Fourier expansion

$$(B.3) \quad f = \sum_{p=1}^{\infty} \langle f, \phi_p \rangle_2 \phi_p$$

decomposes the trend of $e^{t\mathcal{L}}f$ towards the equilibrium into separate modes, supported by the invariant subspaces generated by each ϕ_p and exponentially decaying with rates given by $\Re(\gamma_p)$.

The spectrum of the Ornstein-Uhlenbeck operator (B.1) in $\mathcal{L}_\mathbb{C}^2(\mathbb{R}^d, d\mathcal{N}_{0, V_\infty})$ reads [40]

$$\left\{ \gamma = \sum_{i=1}^d n_i \kappa_i : n_i \in \mathbb{N}_0, \kappa_i \in \text{Sp}(A) \right\},$$

and all the (generalised) eigenfunctions are polynomials and form a complete system. Moreover, the invariant subspaces related to each γ consist of homogeneous polynomials in the variables

induced by the spectral decomposition of A and with degrees ranging throughout all $n_i > 0$ that appear in the sums generating γ [40, Sect. 4].

There are three main implications of these facts in our setting. First, the spectrum of \mathcal{L} is independent of the diffusion matrix B . This demonstrates that B has no effect on the time scales of the dynamics and justifies the omission of any assumptions on its spectrum. Second, the eigenvalues of the drift matrix are embedded inside the spectrum of \mathcal{L} and induce the most prominent time scales. Indeed, every $\gamma = \kappa_i$ is uniquely determined by $n_i = 1$ and $n_j = 0$ for $j \neq i$. The associated eigenfunction is a homogeneous polynomial of degree 1 in a variable associated to the invariant subspace of κ_i . Therefore, in the Fourier expansion (B.3), all eigenvalues κ_i constitute the first approximation of f . Finally, the dynamics of $e^{t\mathcal{L}}$ has infinite number of different time scales but the gap in $\text{Sp}(A)$ reveals itself at the lowest order modes. This can be seen by applying the decomposition of the state space \mathbb{R}^d into the slow vector variable y , associated to Ω^s , and the fast vector variable z , associated to Ω^f , see the paragraph following Assumption 4.1. This grouping decomposes the first approximation of f into polynomials in y and z that equilibrate under the action of $e^{t\mathcal{L}}$ on two different time scales with gap given by the gap in $\text{Sp}(A)$.

APPENDIX C. PROPERTIES OF CUMULANT GENERATING FUNCTIONS

First, we mention the convexity of \mathcal{K}_P .

Proposition C.1 ([26, Thm. A.4]). *Let $P \in \mathcal{P}^d$. Then*

- (i) *The set Θ_P is convex.*
- (ii) *\mathcal{K}_P is a convex function on Θ_P , and strictly convex if and only if P is not concentrated in a single point.*

When $X \sim P$ we also write \mathcal{K}_X instead of \mathcal{K}_P , and Θ_X instead of Θ_P .

Proposition C.2 ([26, Thm. A.1 & A.7], [28, p. 31]). *Assume that $X \sim P$, where $P \in \mathcal{P}^d$. Then*

- (i) $-\infty < \mathcal{K}_P(\theta) \leq +\infty$ for $\theta \in \mathbb{R}^d$.
- (ii) $\mathcal{K}_P(0) = 0$.
- (iii) If $M \in \mathbb{R}^{l \times d}$ and $c \in \mathbb{R}^l$

$$\begin{aligned} \Theta_{MX+c} &= \{s \in \mathbb{R}^l : M^\top s \in \Theta_X\} \\ \mathcal{K}_{MX+c}(s) &= \mathcal{K}_X(M^\top s) + s \cdot c, \quad s \in \mathbb{R}^l. \end{aligned}$$

- (iv) *If $0 \in \text{int } \Theta_P$, \mathcal{K}_P is analytic on $\text{int } \Theta_P$ with Taylor expansion around 0*

$$\mathcal{K}_P(\theta) = \sum_{j=1}^{+\infty} \frac{1}{j!} D^j \mathcal{K}_P(0)[\theta],$$

where $D^j \mathcal{K}_P(0)$ is the j th cumulant of P , considered as the j -linear mapping on \mathbb{R}^d , and $D^j \mathcal{K}_P(0)[\theta] \doteq D^j \mathcal{K}_P(0)[\theta, \dots, \theta]$. In particular, X has vector mean and covariance matrix

$$\mathbb{E}[X] = \nabla \mathcal{K}_P(0), \quad \mathbb{V}(X) = \nabla^2 \mathcal{K}_P(0).$$

- (v) *If X, Y are independent, $\mathcal{K}_{X+Y} = \mathcal{K}_X + \mathcal{K}_Y$ and $\Theta_{X+Y} = \Theta_X \cap \Theta_Y$.*

In the following result, we use notation from Section 2.2.

Proposition C.3. *If $Q = \mathcal{M}(\bar{\mu}^s, P)$ is the solution to (ME)^s with a (slow) marginal mean $\bar{\mu}^s \in \mathbb{R}^{d_s}$ and a prior $P \in \mathcal{P}^d$, then*

$$\mathcal{K}_Q(\theta) = \mathcal{K}_P(\theta + \bar{\lambda}^s \oplus 0^f) - \mathcal{K}_P(\bar{\lambda}^s \oplus 0^f),$$

where $\bar{\lambda}^s \in \mathbb{R}^{d_s}$ is a vector of Lagrange multipliers corresponding to $\bar{\mu}^s$ and $0^f = (0, \dots, 0) \in \mathbb{R}^{d_f}$.

Proof. Using formulas (2.3) and (2.7) we compute

$$\begin{aligned}\mathcal{K}_Q(\theta) &= \ln \mathbb{E}_P \left[e^{\theta \cdot \Pi} \frac{dQ}{dP} \right] \\ &= \ln \mathbb{E}_P \left[e^{\theta \cdot \Pi + \bar{\lambda}^s \cdot \Pi^s} e^{-A(\bar{\lambda}^s, P^s)} \right] \\ &= \ln \mathbb{E}_P \left[e^{(\theta + \bar{\lambda}^s \oplus 0^f) \cdot \Pi} \right] - A(\bar{\lambda}^s, P^s).\end{aligned}$$

It remains to note that by the definitions of log-partition function and the marginal distribution

$$A(\bar{\lambda}^s, P^s) = \ln \mathbb{E}_{P^s} \left[e^{\bar{\lambda}^s \cdot \Pi^s} \right] = \ln \mathbb{E}_P \left[e^{(\bar{\lambda}^s \oplus 0^f) \cdot \Pi} \right]. \quad \square$$

Corollary C.4. *For any vectors $\bar{\mu}, \mu \in \mathbb{R}^d$ and a symmetric, non-negative definite matrix $\Sigma \in \mathbb{R}^{d \times d}$, $\mathcal{M}(\bar{\mu}, \mathcal{N}_{\mu, \Sigma}) = \mathcal{N}_{\bar{\mu}, \Sigma}$.*

Proof. According to (2.4), the vector of Lagrange multipliers $\bar{\lambda}$ corresponding to matching with $\bar{\mu}$ satisfies $\nabla_{\lambda} A(\bar{\lambda}, \mathcal{N}_{\mu, \Sigma}) = \bar{\mu}$. When matching with mean only, the log-partition function coincides with the cumulant generating function, that is $A(\lambda, \mathcal{N}_{\mu, \Sigma}) = \mathcal{K}_{\mathcal{N}_{\mu, \Sigma}}(\lambda)$, and using formula from Example 6.2 we obtain

$$\Sigma \bar{\lambda} = \bar{\mu} - \mu.$$

Employing Proposition C.3 with $Q = \mathcal{M}(\bar{\mu}, \mathcal{N}_{\mu, \Sigma})$ we compute

$$\begin{aligned}\mathcal{K}_Q(\theta) &= \mu \cdot \theta + \frac{1}{2} (\theta^{\top} \Sigma \bar{\lambda} + \bar{\lambda}^{\top} \Sigma \theta) + \frac{1}{2} \theta^{\top} \Sigma \theta \\ &= \mu \cdot \theta + (\bar{\mu} - \mu) \cdot \theta + \frac{1}{2} \theta^{\top} \Sigma \theta \\ &= \bar{\mu} \cdot \theta + \frac{1}{2} \theta^{\top} \Sigma \theta. \quad \square\end{aligned}$$

REFERENCES

- [1] Assyr Abdulle and Adrian Blumenthal. “Stabilized multilevel Monte Carlo method for stiff stochastic differential equations”. In: *Journal of Computational Physics* 251 (2013), pp. 445–460.
- [2] Assyr Abdulle, Weinan E, Björn Engquist, and Eric Vanden-Eijnden. “The heterogeneous multiscale method”. In: *Acta Numerica* 21 (2012), pp. 1–87.
- [3] Heidi H. Andersen, Malene Hojbjerre, Dorte Sorensen, and Poul S. Eriksen. *Linear and graphical models for the multivariate complex normal distribution*. Vol. 101. Lecture Notes in Statistics. Springer-Verlag New York, 1995, pp. x+183.
- [4] Krishna B. Athreya and Soumendra N. Lahiri. *Measure Theory and Probability Theory*. Springer Texts in Statistics. Springer New York, 2006.
- [5] Nicholas H. Bingham, Charles M. Goldie, and Jozef L. Teugels. *Regular Variation*. Vol. 27. Encyclopedia of mathematics and its applications. Cambridge University Press, 1987, p. 494.
- [6] Xavier Blanc, Claude Le Bris, Frédéric Legoll, and Tony Lelièvre. “Beyond Multiscale and Multiphysics: Multimaths for Model Coupling”. In: *Networks and Heterogeneous Media* 5.3 (2010), pp. 423–460.
- [7] Evelyn Buckwar and Cónall Kelly. “Towards a systematic linear stability analysis of numerical methods for systems of stochastic differential equations”. In: *SIAM Journal on Numerical Analysis* 48.1 (2010), pp. 298–321.
- [8] Evelyn Buckwar, Martin G. Riedler, and Peter E. Kloeden. “The numerical stability of stochastic ordinary differential equations with additive noise”. In: *Stochastic Dynamics* 11.2 & 3 (2011), pp. 265–281.
- [9] Thomas M. Cover and Joy A. Thomas. *Elements of Information Theory*. 2nd ed. Wiley-Interscience, 2005, pp. 1–748.
- [10] H. de la Cruz Cancino, R. J. Biscay, J. C. Jimenez, F. Carbonell, and T. Ozaki. “High order local linearization methods: An approach for constructing A-stable explicit schemes for stochastic differential equations with additive noise”. In: *BIT Numerical Mathematics* 50.3 (Sept. 2010), pp. 509–539.

- [11] Kristian Debrabant and Andreas Rößler. “Diagonally drift-implicit Runge-Kutta methods of weak order one and two for Itô SDEs and stability analysis”. In: *Applied Numerical Mathematics* 59.3-4 (2009), pp. 595–607.
- [12] Kristian Debrabant, Giovanni Samaey, and Przemysław Zieliński. “A micro-macro acceleration method for the Monte Carlo simulation of stochastic differential equations”. In: *SIAM Journal on Numerical Analysis* 55.6 (2017), pp. 2745–2786.
- [13] Thomas S Deisboeck, Zhihui Wang, Paul Macklin, and Vittorio Cristini. “Multiscale cancer modeling”. In: *Annu. Rev. Biomed. Eng* 13 (2011), pp. 127–55.
- [14] Saúl Díaz-Infante and Silvia Jerez. “Convergence and asymptotic stability of the explicit Steklov method for stochastic differential equations”. In: *Journal of Computational and Applied Mathematics* 291 (2016), pp. 36–47.
- [15] Richard M. Dudley. *Real Analysis and Probability*. 2nd Ed. Vol. 74. Cambridge Studies in Advanced Mathematics. Cambridge University Press, 2002, pp. x+555.
- [16] Marco Favino, Rolf Krause, and Igor Pivkin. *A survey on stochastic multi-scale modeling in biomechanics: computational challenges*. 2016.
- [17] Dror Givon, Raz Kupferman, and Andrew M. Stuart. “Extracting macroscopic dynamics: model problems and algorithms”. In: *Nonlinearity* 17.6 (2004), pp. 55–127.
- [18] Antonio Granata. “The Theory of Higher-Order Types of Asymptotic Variation for Differentiable Functions. Part I: Higher-Order Regular, Smooth and Rapid Variation”. In: *Advances in Pure Mathematics* 06.12 (2016), pp. 776–816.
- [19] Vagelis Harmandaris, Evangelia Kalligiannaki, Markos A. Katsoulakis, and Petr Plecháč. “Path-space variational inference for non-equilibrium coarse-grained systems”. In: *Journal of Computational Physics* 314 (2016), pp. 355–383.
- [20] Diego Bricio Hernandez and Renato Spigler. “A-stability of Runge-Kutta methods for systems with additive noise”. In: *BIT Numerical Mathematics* 32.4 (1992), pp. 620–633.
- [21] Desmond J. Higham. “A-stability and stochastic mean-square stability”. In: *BIT Numerical Mathematics* 40.2 (June 2000), pp. 404–409.
- [22] Roger A. Horn and Charles R. Johnson. *Matrix analysis*. 2nd Ed. New York: Cambridge University Press, 2013, p. 607.
- [23] Roger A. Horn and Charles R. Johnson. *Topics in Matrix Analysis*. New York: Cambridge University Press, 1991.
- [24] Arieh Iserles. *A First Course in the Numerical Analysis of Differential Equations*. 2nd Ed. Vol. 44. Cambridge Texts in Applied Mathematics. Cambridge University Press, 2008, p. 459.
- [25] Leon Isserlis. “On a formula for the product-moment coefficient of any order of a normal frequency distribution in any number of variables”. In: *Biometrika* 12.1/2 (Nov. 1918), pp. 134–139.
- [26] Bent Jørgensen and Rodrigo S. Labouriau. *Exponential Families and Theoretical Inference*. 2012.
- [27] Ioannis Karatzas and Steven E. Shreve. *Brownian motion and stochastic calculus*. Second. Vol. 113. Graduate Texts in Mathematics. Springer New York, 1998, p. 470.
- [28] Robert W. Keener. *Theoretical Statistics. Topics for a Core Course*. Springer Texts in Statistics. 2010, p. 543.
- [29] Roland Keunings. “Micro-macro methods for the multiscale simulation of viscoelastic flow using molecular models of kinetic theory”. In: *Rheology Reviews* (2004), pp. 67–98.
- [30] Ioannis G. Kevrekidis and Giovanni Samaey. “Equation-free multiscale computation: algorithms and applications”. In: *Annual Review of Physical Chemistry* 60 (2009), pp. 321–344.
- [31] Peter E. Kloeden and Eckhard Platen. *Numerical Solution of Stochastic Differential Equations*. Vol. 23. Applications of Mathematics. Springer Berlin Heidelberg, 1999, p. 666.
- [32] Yoshio Komori and Taketomo Mitsui. “Stable ROW-type weak scheme for stochastic differential equations”. In: *Monte Carlo Methods and Applications* 1.4 (1995), pp. 279–300.
- [33] Solomon Kullback. *Information Theory and Statistics*. Peter Smith Pub Inc, 1978.
- [34] Hui-Hsiung Kuo. *Introduction to Stochastic Integration*. Universitext. Springer New York, 2006, pp. xiii, 278.

- [35] Claude Le Bris and Tony Lelièvre. “Multiscale Modelling of Complex Fluids : A Mathematical Initiation”. In: *Multiscale Modeling and Simulation in Science*. Springer Berlin Heidelberg, 2009, pp. 49–137.
- [36] Tony Lelièvre, Giovanni Samaey, and Przemysław Zieliński. *Analysis of a micro-macro acceleration method with minimum relative entropy moment matching*. Jan. 2018.
- [37] Tiejun Li, Assyr Abdulle, and E. Weinan. “Effectiveness of implicit methods for stiff stochastic differential equations”. In: *Communications in Computational Physics* 3.2 (2008), pp. 295–307.
- [38] Wei Liu and Xuerong Mao. “Numerical stationary distribution and its convergence for nonlinear stochastic differential equations”. In: *Journal of Computational and Applied Mathematics* 276 (2015), pp. 16–29.
- [39] Alessandra Lunardi. “On the Ornstein-Uhlenbeck operator in L^2 spaces with respect to invariant measures”. In: *Transactions of the American Mathematical Society* 349.197 (Jan. 1997), pp. 155–169.
- [40] Giorgio Metafune, D. Pallara, and E. Priola. “Spectrum of Ornstein–Uhlenbeck operators in L^p spaces with respect to invariant measures”. In: *Journal of Functional Analysis* 196 (2002), pp. 40–60.
- [41] Mark S. Pinsky. *Information and information stability of random variables and processes*. Holden-Day Series in Time Series Analysis. San Francisco: Holden-Day, 1964, pp. xii, 243.
- [42] Matej Praprotnik, Luigi Delle Site, and Kurt Kremer. “Multiscale simulation of soft matter: from scale bridging to adaptive resolution”. In: *Annu. Rev. Phys. Chem* 59 (2008), pp. 545–71.
- [43] Yoshihiro Saito. “Stability analysis of numerical methods for stochastic systems with additive noise”. In: *Review of Economics and Information Studies* 8.3-4 (Mar. 2008), pp. 119–123.
- [44] Yoshihiro Saito and Gifu Shotoku. “Mean-square stability of numerical schemes for stochastic differential systems”. In: *Vietnam J. Math* (2002), pp. 1–12.
- [45] Łukasz Szpruch and Xiling Zhang. “V-integrability, asymptotic stability and comparison property of explicit numerical schemes for non-linear SDEs”. In: *Mathematics of Computation* 87.310 (2018), pp. 755–783.
- [46] Gerald Teschl. *Ordinary Differential Equations and Dynamical Systems*. Vol. 140. Graduate Studies in Mathematics. Amer Mathematical Society, 2012, p. 356.
- [47] Chenggui Yuan and Xuerong Mao. “Stability in distribution of numerical solutions for stochastic differential equations”. In: *Stochastic Analysis and Applications* 22.5 (2004), pp. 1133–1150.
- [48] Wei Zhang, Carsten Hartmann, and Christof Schütte. “Effective dynamics along given reaction coordinates, and reaction rate theory”. In: *Faraday Discussions* 195 (2016), pp. 365–394.

(K. Debrabant) IMADA, DEPARTMENT OF MATHEMATICS AND COMPUTER SCIENCE, UNIVERSITY OF SOUTHERN DENMARK, CAMPUSVEJ 55, 5230 ODENSE M, DENMARK
E-mail address: `debrabant@imada.sdu.dk`

(G. Samaey) NUMA, DEPARTMENT OF COMPUTER SCIENCE, KU LEUVEN, 3001 HEVERLEE, BELGIUM
E-mail address: `giovanni.samaey@kuleuven.be`

(P. Zieliński) NUMA, DEPARTMENT OF COMPUTER SCIENCE, KU LEUVEN, 3001 HEVERLEE, BELGIUM
E-mail address: `przemyslaw.zielinski@kuleuven.be`