

The cathod tube effect: heavy quarks in p-Pb collisions

Marco Ruggieri^{1,*} and Santosh K. Das¹

¹*School of Nuclear Science and Technology, Lanzhou University,
222 South Tianshui Road, Lanzhou 730000, China.*

We study the propagation of charm quarks in the early stage of high energy proton-lead collision, considering the interaction of these quarks with the evolving Glasma fields by means of the Wong equations. Neglecting quantum fluctuations at the initial time the Glasma is made of longitudinal fields, but the dynamics leads to a quick formation of transverse fields; we estimate such a formation time as $\Delta t \approx 0.1$ fm/c which is of the same order of the formation time of heavy quark pairs $t_{\text{formation}} \approx 1/(2m)$. Limiting ourselves to the simple case of a static geometry, we find that heavy quarks are accelerated by the strong transverse color fields in the early stage and this leads to a tilting of the c -quarks spectrum towards higher p_T states. This acceleration is similar to the one felt by the electrons ejected by the electron cannon in a cathod tube, therefore we dub this effect as *cathod tube effect*. The tilting of the spectrum affects the nuclear modification factor, R_{pPb} , suppressing this below one at low p_T and making it larger than one at intermediate p_T . We compute $R_{\text{pPb}}(p_T)$ after the evolution of charm quarks in the gluon fields and we find that its shape is in qualitative agreement with the measurements of the same quantity for D -mesons in proton-lead collisions.

PACS numbers: 12.38.Aw, 12.38.Mh

Keywords: Relativistic heavy ion collisions, evolving Glasma, classical Yang-Mills fields, heavy quarks, nuclear modification factor, quark-gluon plasma

Introduction. The study of the initial condition of the system produced by high energy collisions is a difficult but interesting problems related to the physics of relativistic heavy ion collisions (RHICs), as well as to that of high energy proton-proton (pp) and proton-nucleus (pA) collisions. If the energy of the collision is very large then the two colliding nuclei in the backward light cone can be described within the color-glass-condensate (CGC) effective theory [1–7], in which fast partons are frozen by time dilatation and act as static sources for low momentum gluons: their large occupation number allows for a classical treatment of these fields. The collision of two colored glass sheets, each representing one of the colliding objects in high energy collisions, leads to the formation of strong gluon fields in the forward light cone named as the Glasma [8–18]. In the weak coupling regime the Glasma consists of longitudinal color-electric and color-magnetic fields; these are again characterized by large gluon occupation number, $A_\mu^a \simeq 1/g$ with g the QCD coupling, so they can be described by classical field theory namely the Classical Yang-Mills (CYM) theory. Finite coupling bring up quantum fluctuations on the top of the Glasma [19–33] that we do not consider in the present letter leaving their inclusion to a forthcoming study. Among the high energy collisions mentioned above, pA are interesting because they allow for both a theoretical and an experimental study of the cold nuclear matter effects (CNME), namely those effects that are not directly related to the formation of the QGP and that include shadowing [34] as well as gluon saturation [35–37], see [38–41] for reviews.

Heavy quarks are excellent probes of the system created in high energy nuclear collisions, both for the pre-equilibrium part and for the thermalized quark-gluon plasma (QGP), see [40–52] and references therein. Their formation time is very small in comparison with the one of light quarks: indeed, this can be estimated as $\tau_{\text{form}} \approx 1/(2m)$ with m the quark mass which gives $\tau_{\text{form}} \leq 0.1$ fm/c for the charm quark. Because heavy quarks are produced immediately after the collision, they can propagate in the evolving Glasma fields and probe its evolution. For nucleus-nucleus collisions it is likely that the effect of this propagation is largely washed out by the successive interaction with the bulk quark-gluon plasma (QGP); on the other hand, for pA and pp collisions the effect of the interaction with a medium is much smaller because of the smaller lifetime of the latter (if a QGP is created at all), therefore some effect of the initial propagation in the gluon fields might survive up to the final stage of the evolution after hadronization. Moreover, heavy quark propagation in the background of the gluon field will hardly affect the latter, due to the large mass and the small number of these quarks which leads to a negligible color current. Therefore, heavy quarks are ideal probes of the strong gluon fields formed in high energy nuclear collisions.

In this study we focus on c -quarks in high energy p-Pb collisions. The main purpose of our study is to compute consistently the propagation of the heavy quarks in the initial gluon fields, assuming besides that a QGP is not formed or at least that it is formed at a later stage and its lifetime is quite smaller than the one in Pb-Pb collisions. In particular, we are interested to the nuclear modification factor, R_{pPb} , for D -mesons that has been measured recently [53, 54]. In fact, we find that the propagation in gluon fields leads to R_{pPb} that reminds at least qualita-

*Electronic address: ruggieri@lzu.edu.cn

tively the one measured for D -mesons in p-Pb collisions.

In the previous theoretical calculations the evolution of the heavy quarks in the gluon fields has not been taken into account and it has been assumed that this does not affect R_{pPb} . We aim to fill this gap here studying consistently for the first time the evolution of heavy quarks in the strong gluon fields in the early stage of the collisions, in order to quantify the effects of this propagation on physical observables. The purpose of our study is twofold. Firstly, we aim to estimate the impact of the early stage of p-Pb collisions on R_{pPb} . Secondly, we notice that this effect does not come alone, in the sense that in our calculation the modification to R_{pPb} comes entirely from the propagation in the evolving Glasma: as a consequence, the shape of R_{pPb} that we find (which qualitatively agrees with experimental data) can be understood as the signature that the Glasma leaves on this observable.

We need to mention that the present study should be considered as a preliminary one since we do not include a longitudinal expansion in our calculation, therefore we do not attempt to a serious comparison with the existing experimental data: while the inclusion of the expansion might reduce the effect on R_{pPb} , we find that the largest part of it comes within ≈ 1 fm/c of evolution, therefore most likely at least part of this effect will remain also in case the longitudinal expansion is taken into account (we will include the longitudinal expansion anyway in a forthcoming paper). Keeping this in mind, whenever we mention that we consider p-Pb collisions at a given energy it means that we have set up the initial color charge distributions on the proton and Pb sides in agreement with what should be done for simulations of realistic collisions, trying to keep both the color charge distributions and the saturation scales as closer as possible to what should be done in a complete calculation where expansion is taken into account.

Glasma and classical Yang-Mills equations. In this section we briefly review the Glasma and the McLerran-Venugopalan (MV) model [1–3, 55]. We remark that in our notation the gauge fields have been rescaled by the QCD coupling $A_\mu \rightarrow A_\mu/g$. In the MV model, the static color charge densities ρ_a on the nucleus A are assumed to be random variables that are normally distributed with zero mean and variance specified by the equation

$$\langle \rho_A^a(\mathbf{x}_T) \rho_A^b(\mathbf{y}_T) \rangle = (g^2 \mu_A)^2 \varphi_A(\mathbf{x}_T) \delta^{ab} \delta^{(2)}(\mathbf{x}_T - \mathbf{y}_T); \quad (1)$$

here A corresponds to either the proton or the Pb nucleus, a and b denote the adjoint color index; in this work we limit ourselves for simplicity to the case of the $SU(2)$ color group therefore $a, b = 1, 2, 3$. In Eq. (1) $g^2 \mu_A$ is of the order of the saturation momentum Q_s [56]. We will assume here that $Q_s = 1$ GeV for the Pb nucleus at the RHIC energy, and according to [56] we consider two values of $g^2 \mu$ at the RHIC energy, namely $g^2 \mu_{\text{Pb}} = 2$ GeV and $g^2 \mu_{\text{Pb}} = 3$ GeV, in order to set the theoretical

uncertainty of our results¹. To slide $g^2 \mu$ up to 5.02 TeV we consider the standard form

$$Q_s^2 = Q_{s,0}^2 \left(\frac{x_0}{x} \right)^\lambda, \quad (2)$$

with $\lambda = 0.3$ [57]; we use the same equation to compute $g^2 \mu$ at the new collision energy. As a reference we take $x_0 = \langle p_T \rangle / \sqrt{s}$ for a collision at RHIC with $\sqrt{s} = 200$ GeV and $\langle p_T \rangle = 1$ GeV; then we take $x = \langle p_T \rangle / \sqrt{s}$ with $\sqrt{s} = 5.02$ TeV and again $\langle p_T \rangle = 1$ GeV. Equation (2) amounts to increase Q_s as well as $g^2 \mu$ of approximately the 60% when the collision energy is changed from the RHIC to the LHC one: the values $g^2 \mu_{\text{Pb}} = 2$ GeV and $g^2 \mu_{\text{Pb}} = 3$ GeV at RHIC energy become respectively $g^2 \mu_{\text{Pb}} = 3.2$ GeV and $g^2 \mu_{\text{Pb}} = 4.8$ GeV.

The function $\varphi_A(\mathbf{x}_T)$ in Eq. (1) allows for a nonuniform probability distribution of the color charge in the transverse plane. In this letter we study the gluon fields produced in p-Pb collisions. For the case of a the Pb nucleus we assume a uniform probability and take $\varphi(\mathbf{x}_T) = 1$ as well as periodic boundary conditions that are appropriate to describe an infinite system. On the other hand, for the proton we use the constituent quark model [58, 59]: for each event, we firstly extract the position of the three valence quarks, \mathbf{x}_i with $i = 1, 2, 3$, assuming a gaussian distribution, namely

$$\psi(\mathbf{x}_T) = e^{-(\mathbf{x}_T^2)/(2B_{cq})}; \quad (3)$$

then we build up the probability density

$$\varphi_p(\mathbf{x}_T) = \frac{1}{3} \sum_{i=1}^3 e^{-(\mathbf{x}_T^2 - \mathbf{x}_i^2)/(2B_p)}. \quad (4)$$

The two parameters in Eqs. (3) and (4) are $B_{cq} = 3$ GeV and $B_q = 0.3$ GeV. For the proton $g^2 \mu_p \varphi_p(\mathbf{x}_T)^{1/2}$ can be understood as an \mathbf{x}_T -dependent $g^2 \mu$ because $\varphi_p(\mathbf{x}_T)$ localizes the distribution around the valence quarks: we fix $g^2 \mu_p$ for each event by requiring that $\langle g^2 \mu_p \varphi_p(\mathbf{x}_T)^{1/2} \rangle$ agrees with the estimate of [60] for the saturation scale of a proton at $x = 0.01$, that is $Q_s^2 = 0.2$ GeV²; here the average is taken with $\varphi_p(\mathbf{x}_T)$ as a weight function. In this letter we assume $\langle g^2 \mu_p \varphi_p(\mathbf{x}_T)^{1/2} \rangle / Q_s = 1$ so we find $\langle g^2 \mu_p \varphi_p(\mathbf{x}_T)^{1/2} \rangle = 0.44$ GeV from the above value of Q_s at the RHIC energy; we then evolve the $g^2 \mu_p$ to the LHC energy by means of Eq. (2) using the same parameters we use for the Pb nucleus.

The static color sources $\{\rho\}$ generate pure gauge fields outside and on the light cone, which in the forward light cone combine and give the initial Glasma fields. In order to determine these fields we firstly solve the Poisson equations for the gauge potentials generated by the color charge distributions of the nuclei A and B , namely

$$-\partial_\perp^2 \Lambda^{(A)}(\mathbf{x}_T) = \rho^{(A)}(\mathbf{x}_T) \quad (5)$$

¹ In [56] this theoretical uncertainty comes from the use of different models to fit the dipole amplitude.

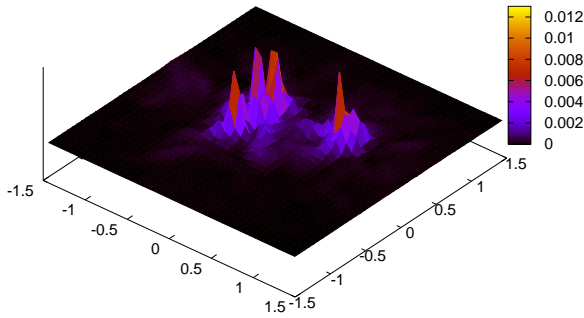


FIG. 1: Energy density at initial in the transverse plane. Coordinates are measured in fm while energy density is expressed in lattice units. The transverse size of the box is 4 fm and we have used a transverse lattice with size 91×91 that gives the lattice spacing $\delta x = 0.04$ fm.

(a similar equation holds for the distribution belonging to B). Wilson lines are computed as $V^\dagger(\mathbf{x}_T) = e^{i\Lambda^{(A)}(\mathbf{x}_T)}$, $W^\dagger(\mathbf{x}_T) = e^{i\Lambda^{(B)}(\mathbf{x}_T)}$, and the pure gauge fields of the two colliding nuclei are given by $\alpha_i^{(A)} = iV\partial_i V^\dagger$, $\alpha_i^{(B)} = iW\partial_i W^\dagger$. In terms of these fields the solution of the CYM in the forward light cone at initial time, namely the Glasma gauge potential, can be written as $A_i = \alpha_i^{(A)} + \alpha_i^{(B)}$ for $i = x, y$ and $A_z = 0$, and the initial longitudinal Glasma fields are [8, 9]

$$E^z = i \sum_{i=x,y} [\alpha_i^{(B)}, \alpha_i^{(A)}], \quad (6)$$

$$B^z = i \left([\alpha_x^{(B)}, \alpha_y^{(A)}] + [\alpha_x^{(A)}, \alpha_y^{(B)}] \right), \quad (7)$$

while the transverse fields are vanishing. It has been suggested that the gauge potentials should be computed by defining the Wilson lines as path ordered exponentials of multiple layers of color charges in order to describe the propagation of a colored probe through a thick nucleus [56]: we have checked that using multiple layers instead of a single layer of charge does not affect considerably our results, and for the sake of simplicity we report here only the results obtained using one single layer, leaving a more complete report to a forthcoming article.

In order to show that we have finite size effects in our calculations, in Fig. 1 we plot the initial energy density,

$$\rho = \frac{(E_z^a)^2 + (B_z^a)^2}{2}, \quad (8)$$

in the transverse plane. In the figure, the coordinates are measured in fm while energy density is expressed in lattice units. The transverse size of the box is 4 fm and we have used a transverse lattice with size 91×91 that gives the lattice spacing $\delta x = 0.04$ fm. The structure of energy

density is peaked as a consequence of the three gaussians centered around the valence quarks of the proton, see Eq. (4).

The dynamical evolution that we study here is given by the classical Yang-Mills (CYM) equations. In this study we follow [23] therefore we refer to that reference for more details. The hamiltonian density is given by

$$H = \frac{1}{2} \sum_{a,i} E_i^a(x)^2 + \frac{1}{4} \sum_{a,i,j} F_{ij}^a(x)^2, \quad (9)$$

where the magnetic part of the field strength tensor is

$$F_{ij}^a(x) = \partial_i A_j^a(x) - \partial_j A_i^a(x) + \sum_{b,c} f^{abc} A_i^b(x) A_j^c(x); \quad (10)$$

here $f^{abc} = \varepsilon^{abc}$ with $\varepsilon^{123} = +1$. The equations of motion for the fields and conjugate momenta, namely the CYM equations, are

$$\frac{dA_i^a(x)}{dt} = E_i^a(x), \quad (11)$$

$$\frac{dE_i^a(x)}{dt} = \sum_j \partial_j F_{ji}^a(x) + \sum_{b,c,j} f^{abc} A_j^b(x) F_{ji}^c(x). \quad (12)$$

We solve the above equations on a static box in three spatial dimension as in [23, 33].

Heavy quarks in the evolving Glasma. At the initial time we assume that the momentum distribution of c -quarks is the prompt one obtained within Fixed Order + Next-to-Leading Log (FONLL) QCD which describes the D-mesons spectra in pp collisions after fragmentation [61–63]

$$\left. \frac{dN}{d^2p_T} \right|_{\text{prompt}} = \frac{x_0}{(x_1 + p_T)^{x_2}}; \quad (13)$$

the parameters that we use in the calculations are $x_0 = 6.37 \times 10^8$, $x_1 = 9.0$ and $x_2 = 10.279$. Normalization of the spectrum is not relevant in this letter because we are interested to the nuclear modification factor which is a ratio of the final over initial spectrum and this is unaffected by the overall normalization since the number of heavy quarks is conserved during the evolution; the slope of the spectrum has been calibrated to a collision at 5.02 TeV. Moreover, we assume that the initial longitudinal momentum vanishes (in a longitudinally expanding geometry this condition can be replaced by the standard Bjorken flow $y = \eta$). Initialization in coordinate space is done as follows: the transverse coordinates distribution is built up by means of the function $\psi(\mathbf{x}_T)$ in Eq. (3), because we expect the heavy quarks to be produced in the overlap region of proton and Pb nucleus that, unless we consider events with a very low multiplicity, is determined by the transverse area of the proton; on the other hand, we use a uniform distribution for the longitudinal coordinate (in a longitudinally expanding geometry this condition can be replaced by a uniform distribution

in spacetime rapidity). Finally, we initialize the color charges Q_a by a uniform distribution with support in the range $(-1, +1)$. For each c quark we produce a \bar{c} quark as well: for this we assume the same initial position of the companion c , opposite momentum and opposite color charge.

The dynamics of heavy quarks in the evolving Glasma is studied by the Wong equations [64, 65], that for a single quark can be written as

$$\frac{dx_i}{dt} = \frac{p_i}{E}, \quad (14)$$

$$E \frac{dp_i}{dt} = Q_a F_{i\nu}^a p^\nu, \quad (15)$$

$$E \frac{dQ_a}{dt} = -Q_c \varepsilon^{cba} \mathbf{A}_b \cdot \mathbf{p}; \quad (16)$$

where $i = x, y, z$; here, the first two equations are the familiar Hamilton equations of motion for the coordinate and its conjugate momentum, while the third equation corresponds to the gauge invariant color current conservation. Here $E = \sqrt{\mathbf{p}^2 + m^2}$ with $m = 1.5$ GeV corresponding to the charm quark mass. Solving the Wong equations is equivalent to solve the Boltzmann-Vlasov equations for a collisionless plasma made of heavy quarks, which propagate in the evolving Glasma; in fact, the latter equation can be solved by means of the test particle method which amounts to solve the classical equations of motion of the particles in the background of the evolving gluon field. In principle, we should include the heavy quarks color current density on the right hand side of Eq. (12) and compute the backreaction on the gluon fields². However, we neglect this backreaction: this approximation is usually used to study the propagation of heavy probes in a thermal QGP bath and sounds quite reasonable due to the small number of heavy quarks produced by the collision, as well as to their large mass, both of these factors leading eventually to a negligible color current density.

Results. In Fig. 2 we plot the averaged evolving fields for the static box p-Pb collision, measured in lattice units. The transverse size of the box is 4 fm and we have used a transverse lattice with size 91×91 that gives the lattice spacing $\delta x = 0.04$ fm. Solid lines correspond to the longitudinal fields while dashed lines denote the transverse fields; green lines correspond to the electric fields and indigo lines to magnetic fields. At initial time the system is made of purely longitudinal fields, but the gluon dynamics leads to the production of transverse fields and within $\Delta t \approx 0.1$ fm/c the bulk is already formed, and at later times the magnitude of the several components of the fields does not change considerably.

In the upper panel of Fig. 3 we plot the D-meson spectrum, dN/d^2p_T , at initial time (maroon dashed line) and

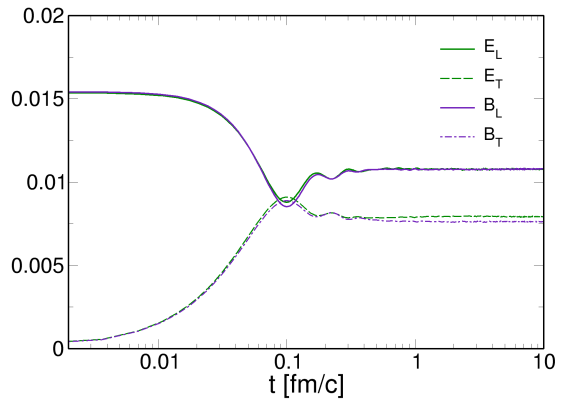


FIG. 2: Color online. Averaged evolving fields for the static box p-Pb collision, measured in lattice units. Solid lines correspond to the longitudinal fields while dashed lines denote the transverse fields; green lines correspond to the electric fields and indigo lines to magnetic fields.

at $t = 2$ fm/c (green solid line). In the lower panel of the same figure we plot the momentum distribution of c -quarks, dN/dp_T , at the initial time (dashed maroon line), at $t = 1$ fm/c (orange dot-dashed line) and at $t = 2$ fm/c (green solid line). We assume $g^2\mu_{Pb} = 4.8$ GeV. In the calculation we have assumed that the formation time of c -quarks is $t_{\text{formation}} = 1/(2m_c) \approx 0.06$ fm/c for $m = 1.5$ GeV but we have checked that lowering this value does not affect considerably the final result. At the end of the evolution we adopt a standard fragmentation for the charm quark to D-meson [66], with

$$f(z) \propto \frac{1}{z \left(1 - \frac{1}{z} - \frac{\epsilon_c}{1-z}\right)^2} \quad (17)$$

where $z = p_D/p_c$ is the momentum fraction of the D-meson fragmented from the charm quark and ϵ_c is a free parameter to fix the shape of the fragmentation function in order to reproduce the D-meson production in pp collisions [67] namely $\epsilon_c = 0.06$.

We notice that the main effect of the interaction of the heavy quarks with the gluon field is to empty the low p_T states of the c -quarks and fill the states with higher values of p_T : this effect is clearly due to the presence of the transverse color-electric field that is formed by the gluon dynamics, see Fig. 2, that accelerates the heavy quarks in the initial stage (as a consistency check of our numerical code we have verified that neglecting the coupling with the color-electric field and leaving only that to the color-magnetic field does not lead to any change in the spectrum, as it should since the magnetic field does not do work on particles so it cannot change their kinetic energy). The effect of the acceleration is manifest in the results shown in the lower panel of Fig. 3 and is

² This would be the only place in which the QCD coupling would appear explicitly after the rescaling of the gluon fields.

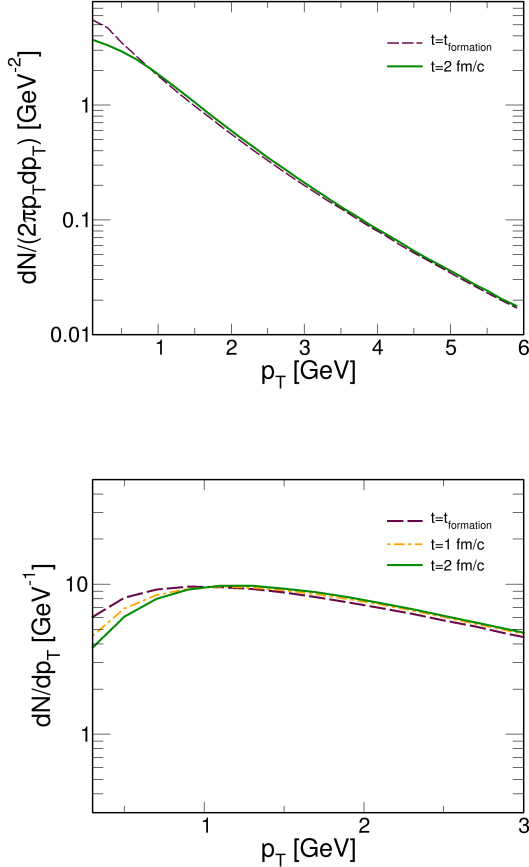


FIG. 3: Color online. In the upper panel we plot the D-meson spectrum, dN/d^2p_T , at initial time (maroon dashed line) and at $t = 2$ fm/c (green solid line). In the lower panel we plot the momentum distribution of c -quarks, dN/d^2p_T , at the initial time (dashed maroon line), at $t = 1$ fm/c (orange dot-dashed line) and at $t = 2$ fm/c (green solid line).

the reason of the bending of the final spectrum of the D-mesons, see upper panel of the same figure. We further notice that the change of the spectra between $t = 1$ fm/c and $t = 2$ fm/c is not substantial, which suggests that most of the acceleration takes place in the first $\Delta t \approx 1$ fm/c.

In Fig. 4 we plot the nuclear modification factor for the D -meson, that we define as

$$R_{pPb} = \frac{(dN/d^2p_T)_{\text{evolved}}}{(dN/d^2p_T)_{\text{prompt}}}, \quad (18)$$

where the prompt spectrum is given by Eq. (13) after fragmentation and $(dN/d^2p_T)_{\text{evolved}}$ corresponds to the spectrum obtained by fragmentation of the c -quark spectrum after the evolution in the Glasma fields. The result has been shown for two values of $g^2\mu_{Pb}$ for the Pb nucleus at $\sqrt{s} = 5.02$ TeV, namely $g^2\mu_{Pb} = 3.2$ GeV

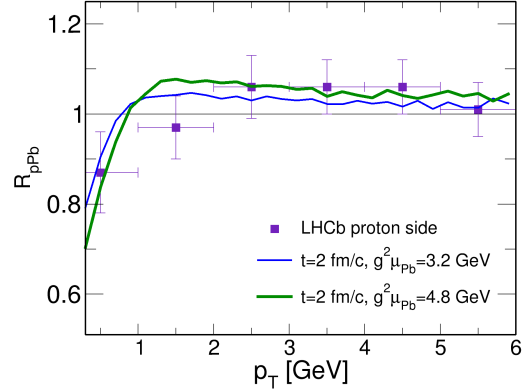


FIG. 4: Color online. Nuclear suppression factor versus p_T . We plot the results for two values of $g^2\mu$ for the Pb nucleus, namely $g^2\mu = 3.2$ GeV (orange dot-dashed line) and $g^2\mu = 4.8$ GeV (orange dashed line). The solid green line corresponds to the R_{pPb} for the D -meson, obtained assuming a standard fragmentation scenario for the c -quarks. Data correspond to the backward rapidity side (namely the proton side) of the LHCb collaboration [54].

(thin blue line) and $g^2\mu_{Pb} = 4.8$ GeV (thick green line) as discussed in the previous section. Experimental data correspond to the backward rapidity region (namely to the proton side) obtained by the LHCb collaboration [54]. We remark that although we show experimental data here, we do not aim to a precise fit of these by our calculation because we miss the longitudinal expansion: data are shown only to quantify the order of magnitude of our result, while a closer comparison with data will be the subject of a forthcoming study. We have chosen to show these data rather than the averaged published by the ALICE collaboration because those are an average of the forward and backward rapidity region, and in this case the CNME are very important and should be included in our initial state.

Figure 4 is the main result of the present letter: it shows that R_{pPb} can get a substantial deviation from one because of the interaction of the c -quarks with the evolving gluon fields in the Glasma in the very early stage of a high energy p-Pb collision. This effect is due to the transverse acceleration that the c -quarks would feel in the evolving Glasma and is very different from what is usually discussed in the heavy quark community, namely energy loss. In fact, our results suggest that in the very early stage heavy quarks can gain energy rather than lose it, because they are formed almost immediately after the collision and probe the strong gluon fields of the Glasma while energy loss will be substantial only in presence of a medium, namely of the quark-gluon plasma that forms in a later stage.

We have found that the effect of gluon fields on R_{pPb}

is comparable to what has been measured by the LHCb collaboration in the backward rapidity region, namely on the proton side, where effects of shadowing and gluon saturation on the prompt production are small. This effect that we have found is interesting not only for its straightforward application to heavy quarks: as a matter of fact, since it comes from the propagation in the strong gluon fields of the evolving Glasma, the c -quarks probe these fields. The fact that the qualitative shape of our R_{pPb} resembles that measured in experiments might suggest that at least part of the measured R_{pPb} comes from the propagation of the c -quarks in the Glasma, and might be considered as the signature of the Glasma itself. In this regards a more quantitative statement will be put in our forthcoming article when the longitudinal expansion will be included.

We dub the effect summarized in Figs. 3 and 4 as the *cathod tube effect*. The reason for this name is easy to understand. As a matter of fact, the cathod tubes are devices in old televisions, in which an electron cannon ejects electrons and these are accelerated and deflected by electric field before they hit a fluorescent screen. *Mutatis mutandis*, the same effect takes place in the early stage of high energy p-Pb collisions: indeed, here (color-)electric fields accelerate the prompt c -quarks that are injected into the bulk by the inelastic collisions among the proton on the one hand and the nucleons in Pb on the other hand (using this analogy, the electron cannon is here replaced by the p and Pb projectiles).

Conclusions and outlook. We have studied consistently for the first time the propagation of c -quarks in the evolving strong gluon fields allegedly produced in high energy p-Pb collisions. As the initial condition we have taken the standard Glasma with longitudinal color-electric and color-magnetic fields, adapted in order to take into account the finite size of the system; for the initialization of the c -quarks we have considered the standard FONLL perturbative production tuned in order to reproduce the D -meson spectrum in proton-proton collisions. We have set up the saturation scale for both the proton and the Pb nucleus in order to reproduce the expected one at $\sqrt{s} = 5.02$ TeV: for this reason, even if we do not include the longitudinal expansion in the calculation, we discuss about the gluon fields produced in p-Pb collisions at this energy.

We have computed the nuclear modification factor, R_{pPb} , for these collisions: the result is summarized in Fig. 4. Although we do not aim to reproduce the experimental data because of the lack of the longitudinal expansion, we have found that the qualitative shape of our R_{pPb} resembles that measured by the LHCb collaboration on the proton side. Since in our calculation this shape comes directly from the propagation of the c -quarks in the evolving Glasma fields, we suggest that at least part of the measured R_{pPb} is the signature of the

Glasma formed in high energy collisions. A firm statement will be put after we will have included the longitudinal expansion in our calculation and this will be the subject of another article. For the time being, we emphasize that the propagation of c -quarks in the evolving Glasma had never been studied, so this letter aims to start to fill this gap.

We remark that we have not assumed the formation of a hot medium, namely the QGP, in this calculation. Indeed, although there is a lot of evidence that the QGP is formed in Pb-Pb collisions, such a strong evidence is missing at the moment for p-Pb collisions. We will consider more closely this problem in the future, by coupling our evolution of the c -quark spectrum to relativistic transport and to Langevin dynamics, in order to estimate quantitatively the effect of a hot medium on R_{pPb} .

We have preliminarily studied the effect of the propagation of the c -quarks in the evolving Glasma in the case of Pb-Pb collisions at the LHC energy. In this case we have checked that a propagation for approximately 0.3 fm/c, which is a standard initialization time for QGP in relativistic transport and hydro simulations, is enough to obtain a substantial effect. Although the R_{PbPb} in this case cannot be compared directly with the experimental data due to the much longer propagation in the hot QGP, the effect of the early propagation in the gluon fields should not be ignored. Again, we will couple our results to relativistic transport [46, 68] in the near future in order to quantify how the tilting of the c -quarks spectrum produced in the pre-equilibrium phase affects the late stage dynamics of heavy quarks in Pb-Pb collisions.

We have not included for simplicity the effects of CNME on the prompt spectrum in our calculations. Because of the lack of these effects in the present calculation, most likely the cathod tube effect is more relevant for the proton side of the p-Pb collision in which shadowing and/or gluon saturation should not give a substantial contribution. In fact, experimental data show that suppression of R_{pPb} is more pronounced on the Pb side, where both shadowing and gluon saturation are expected to give substantial deviations from the perturbative QCD prompt production of c -quarks. In addition to these, we have not included here the quantum fluctuations on the top of the Glasma: these fluctuations add a transverse electric field at the initial time therefore they will enhance the cathod tube effect. We will consider all these important effects in a forthcoming article.

Acknowledgments

The work of M. R. has been supported by the Fundamental Research Funds for the Central Universities. The authors acknowledge V. Greco for useful discussions.

-
- [1] L. D. McLerran and R. Venugopalan, Phys. Rev. D **49**, 2233 (1994) [hep-ph/9309289].
- [2] L. D. McLerran and R. Venugopalan, Phys. Rev. D **49**, 3352 (1994) [hep-ph/9311205].
- [3] L. D. McLerran and R. Venugopalan, Phys. Rev. D **50**, 2225 (1994) [hep-ph/9402335].
- [4] F. Gelis, E. Iancu, J. Jalilian-Marian and R. Venugopalan, Ann. Rev. Nucl. Part. Sci. **60**, 463 (2010).
- [5] E. Iancu and R. Venugopalan, In *Hwa, R.C. (ed.) et al.: Quark gluon plasma* 249-3363.
- [6] L. McLerran, arXiv:0812.4989 [hep-ph]; hep-ph/0402137.
- [7] F. Gelis, Int. J. Mod. Phys. A **28**, 1330001 (2013).
- [8] A. Kovner, L. D. McLerran and H. Weigert, Phys. Rev. D **52**, 6231 (1995) doi:10.1103/PhysRevD.52.6231 [hep-ph/9502289].
- [9] A. Kovner, L. D. McLerran and H. Weigert, Phys. Rev. D **52**, 3809 (1995) doi:10.1103/PhysRevD.52.3809 [hep-ph/9505320].
- [10] M. Gyulassy and L. D. McLerran, Phys. Rev. C **56**, 2219 (1997) doi:10.1103/PhysRevC.56.2219 [nucl-th/9704034].
- [11] T. Lappi and L. McLerran, Nucl. Phys. A **772**, 200 (2006) doi:10.1016/j.nuclphysa.2006.04.001 [hep-ph/0602189].
- [12] R. J. Fries, J. I. Kapusta and Y. Li, nucl-th/0604054.
- [13] G. Chen, R. J. Fries, J. I. Kapusta and Y. Li, Phys. Rev. C **92**, no. 6, 064912 (2015) doi:10.1103/PhysRevC.92.064912 [arXiv:1507.03524 [nucl-th]].
- [14] A. Krasnitz and R. Venugopalan, Phys. Rev. Lett. **86**, 1717 (2001) doi:10.1103/PhysRevLett.86.1717 [hep-ph/0007108].
- [15] A. Krasnitz, Y. Nara and R. Venugopalan, Phys. Rev. Lett. **87**, 192302 (2001) doi:10.1103/PhysRevLett.87.192302 [hep-ph/0108092].
- [16] A. Krasnitz, Y. Nara and R. Venugopalan, Nucl. Phys. A **727**, 427 (2003) doi:10.1016/j.nuclphysa.2003.08.004 [hep-ph/0305112].
- [17] K. Fukushima, F. Gelis and L. McLerran, Nucl. Phys. A **786**, 107 (2007) doi:10.1016/j.nuclphysa.2007.01.086 [hep-ph/0610416].
- [18] H. Fujii, K. Fukushima and Y. Hidaka, Phys. Rev. C **79**, 024909 (2009) doi:10.1103/PhysRevC.79.024909 [arXiv:0811.0437 [hep-ph]].
- [19] K. Fukushima, Phys. Rev. C **89**, no. 2, 024907 (2014) doi:10.1103/PhysRevC.89.024907 [arXiv:1307.1046 [hep-ph]].
- [20] P. Romatschke and R. Venugopalan, Phys. Rev. Lett. **96**, 062302 (2006) doi:10.1103/PhysRevLett.96.062302 [hep-ph/0510121].
- [21] P. Romatschke and R. Venugopalan, Phys. Rev. D **74**, 045011 (2006) doi:10.1103/PhysRevD.74.045011 [hep-ph/0605045].
- [22] K. Fukushima and F. Gelis, Nucl. Phys. A **874**, 108 (2012) doi:10.1016/j.nuclphysa.2011.11.003 [arXiv:1106.1396 [hep-ph]].
- [23] H. Iida, T. Kunihiro, A. Ohnishi and T. T. Takahashi, arXiv:1410.7309 [hep-ph].
- [24] T. Epelbaum and F. Gelis, Phys. Rev. Lett. **111**, 232301 (2013) doi:10.1103/PhysRevLett.111.232301 [arXiv:1307.2214 [hep-ph]].
- [25] T. Epelbaum and F. Gelis, Phys. Rev. D **88**, 085015 (2013) doi:10.1103/PhysRevD.88.085015 [arXiv:1307.1765 [hep-ph]].
- [26] R. Ryblewski and W. Florkowski, Phys. Rev. D **88**, 034028 (2013) doi:10.1103/PhysRevD.88.034028 [arXiv:1307.0356 [hep-ph]].
- [27] M. Ruggieri, A. Puglisi, L. Oliva, S. Plumari, F. Scardina and V. Greco, Phys. Rev. C **92**, 064904 (2015) doi:10.1103/PhysRevC.92.064904 [arXiv:1505.08081 [hep-ph]].
- [28] N. Tanji and K. Itakura, Phys. Lett. B **713**, 117 (2012) doi:10.1016/j.physletb.2012.05.043 [arXiv:1111.6772 [hep-ph]].
- [29] J. Berges and S. Schlichting, Phys. Rev. D **87**, no. 1, 014026 (2013) doi:10.1103/PhysRevD.87.014026 [arXiv:1209.0817 [hep-ph]].
- [30] J. Berges, K. Boguslavski, S. Schlichting and R. Venugopalan, Phys. Rev. D **89**, no. 11, 114007 (2014) doi:10.1103/PhysRevD.89.114007 [arXiv:1311.3005 [hep-ph]].
- [31] J. Berges, K. Boguslavski, S. Schlichting and R. Venugopalan, JHEP **1405**, 054 (2014) doi:10.1007/JHEP05(2014)054 [arXiv:1312.5216 [hep-ph]].
- [32] J. Berges, K. Boguslavski, S. Schlichting and R. Venugopalan, Phys. Rev. D **89**, no. 7, 074011 (2014) doi:10.1103/PhysRevD.89.074011 [arXiv:1303.5650 [hep-ph]].
- [33] M. Ruggieri, L. Oliva, G. X. Peng and V. Greco, Phys. Rev. D **97**, no. 7, 076004 (2018) doi:10.1103/PhysRevD.97.076004 [arXiv:1707.07956 [nucl-th]].
- [34] K. J. Eskola, H. Paukkunen and C. A. Salgado, JHEP **0904**, 065 (2009) doi:10.1088/1126-6708/2009/04/065 [arXiv:0902.4154 [hep-ph]].
- [35] A. H. Rezaeian, Phys. Lett. B **718**, 1058 (2013) doi:10.1016/j.physletb.2012.11.066 [arXiv:1210.2385 [hep-ph]].
- [36] H. Fujii and K. Watanabe, Nucl. Phys. A **920**, 78 (2013) doi:10.1016/j.nuclphysa.2013.10.006 [arXiv:1308.1258 [hep-ph]].
- [37] B. Duclou, T. Lappi and H. Mntysaari, Phys. Rev. D **91**, no. 11, 114005 (2015) doi:10.1103/PhysRevD.91.114005 [arXiv:1503.02789 [hep-ph]].
- [38] J. L. Albacete *et al.*, Int. J. Mod. Phys. E **22**, 1330007 (2013) doi:10.1142/S0218301313300075 [arXiv:1301.3395 [hep-ph]].
- [39] J. L. Albacete *et al.*, Int. J. Mod. Phys. E **25**, no. 9, 1630005 (2016) doi:10.1142/S0218301316300058 [arXiv:1605.09479 [hep-ph]].
- [40] F. Prino and R. Rapp, J. Phys. G **43**, no. 9, 093002 (2016) doi:10.1088/0954-3899/43/9/093002 [arXiv:1603.00529 [nucl-ex]].
- [41] A. Andronic *et al.*, Eur. Phys. J. C **76**, no. 3, 107 (2016) doi:10.1140/epjc/s10052-015-3819-5 [arXiv:1506.03981 [nucl-ex]].
- [42] R. Rapp *et al.*, arXiv:1803.03824 [nucl-th].
- [43] G. Aarts *et al.*, Eur. Phys. J. A **53**, no. 5, 93 (2017) doi:10.1140/epja/i2017-12282-9 [arXiv:1612.08032 [nucl-th]].
- [44] V. Greco, Nucl. Phys. A **967**, 200 (2017). doi:10.1016/j.nuclphysa.2017.06.044

- [45] S. K. Das, S. Plumari, S. Chatterjee, J. Alam, F. Scardina and V. Greco, Phys. Lett. B **768**, 260 (2017) doi:10.1016/j.physletb.2017.02.046 [arXiv:1608.02231 [nucl-th]].
- [46] S. K. Das, F. Scardina, S. Plumari and V. Greco, Phys. Lett. B **747**, 260 (2015) doi:10.1016/j.physletb.2015.06.003 [arXiv:1502.03757 [nucl-th]].
- [47] S. K. Das, M. Ruggieri, F. Scardina, S. Plumari and V. Greco, J. Phys. G **44**, no. 9, 095102 (2017) doi:10.1088/1361-6471/aa815a [arXiv:1701.05123 [nucl-th]].
- [48] S. K. Das, M. Ruggieri, S. Mazumder, V. Greco and J. e. Alam, J. Phys. G **42**, no. 9, 095108 (2015) doi:10.1088/0954-3899/42/9/095108 [arXiv:1501.07521 [nucl-th]].
- [49] A. Beraudo, A. De Pace, M. Monteno, M. Nardi and F. Prino, JHEP **1603**, 123 (2016) doi:10.1007/JHEP03(2016)123 [arXiv:1512.05186 [hep-ph]].
- [50] Y. Xu, S. Cao, G. Y. Qin, W. Ke, M. Nahrgang, J. Auvinen and S. A. Bass, Nucl. Part. Phys. Proc. **276-278**, 225 (2016) doi:10.1016/j.nuclphysbps.2016.05.050 [arXiv:1510.07520 [nucl-th]].
- [51] V. Ozvenchuk, J. Aichelin, P. B. Gossiaux, B. Guiot, M. Nahrgang and K. Werner, J. Phys. Conf. Ser. **779**, no. 1, 012033 (2017). doi:10.1088/1742-6596/779/1/012033
- [52] S. K. Das, F. Scardina, S. Plumari and V. Greco, Phys. Rev. C **90**, 044901 (2014) doi:10.1103/PhysRevC.90.044901 [arXiv:1312.6857 [nucl-th]].
- [53] B. B. Abelev *et al.* [ALICE Collaboration], Phys. Rev. Lett. **113**, no. 23, 232301 (2014) doi:10.1103/PhysRevLett.113.232301 [arXiv:1405.3452 [nucl-ex]].
- [54] R. Aaij *et al.* [LHCb Collaboration], JHEP **1710**, 090 (2017) doi:10.1007/JHEP10(2017)090 [arXiv:1707.02750 [hep-ex]].
- [55] Y. V. Kovchegov, Phys. Rev. D **54**, 5463 (1996) doi:10.1103/PhysRevD.54.5463 [hep-ph/9605446].
- [56] T. Lappi, Eur. Phys. J. C **55**, 285 (2008) doi:10.1140/epjc/s10052-008-0588-4 [arXiv:0711.3039 [hep-ph]].
- [57] Y. V. Kovchegov and E. Levin, *Quantum chromodynamics at high energy*, Camb. Monogr. Part. Phys. Nucl. Phys. Cosmol. **33** (2012).
- [58] B. Schenke and R. Venugopalan, Phys. Rev. Lett. **113**, 102301 (2014) doi:10.1103/PhysRevLett.113.102301 [arXiv:1405.3605 [nucl-th]].
- [59] B. Schenke, S. Schlichting and R. Venugopalan, Phys. Lett. B **747**, 76 (2015) doi:10.1016/j.physletb.2015.05.051 [arXiv:1502.01331 [hep-ph]].
- [60] J. L. Albacete, A. Dumitru, H. Fujii and Y. Nara, Nucl. Phys. A **897**, 1 (2013) doi:10.1016/j.nuclphysa.2012.09.012 [arXiv:1209.2001 [hep-ph]].
- [61] M. Cacciari, M. Greco and P. Nason, JHEP **9805** (1998) 007 [arXiv:hep-ph/9803400]; M. Cacciari, S. Frixione and P. Nason, JHEP **0103** (2001) 006 [arXiv:hep-ph/0102134].
- [62] M. Cacciari, S. Frixione, N. Houdeau, M. L. Mangano, P. Nason and G. Ridolfi, JHEP **1210** (2012) 137 [arXiv:1205.6344 [hep-ph]].
- [63] M. Cacciari, M. L. Mangano and P. Nason, arXiv:1507.06197 [hep-ph].
- [64] S. K. Wong, Nuovo Cim. A **65**, 689 (1970). doi:10.1007/BF02892134
- [65] A. D. Boozer, Am. J. Phys. **79** (9), September 2011.
- [66] C. Peterson *et al.*, Phys. Rev. D **27**, 105 (1983).
- [67] F. Scardina, S. K. Das, V. Minissale, S. Plumari and V. Greco, Phys. Rev. C **96**, no. 4, 044905 (2017) doi:10.1103/PhysRevC.96.044905 [arXiv:1707.05452 [nucl-th]].
- [68] S. Plumari, V. Minissale, S. K. Das, G. Coci and V. Greco, Eur. Phys. J. C **78**, no. 4, 348 (2018) doi:10.1140/epjc/s10052-018-5828-7 [arXiv:1712.00730 [hep-ph]].