

# Ultrafast transient interference in pump-probe spectroscopy of band and Mott insulators

Kazuya Shinjo<sup>1</sup> and Takami Tohyama<sup>1</sup>

<sup>1</sup>*Department of Applied Physics, Tokyo University of Science, Tokyo 125-8585, Japan*  
(Dated: December 14, 2024)

Ultrafast pump-probe spectroscopy with high temporal and spectral resolutions provides a new insight into ultrafast nonequilibrium phenomena. We propose that transient interference between pump and probe pulses is realized in pump-probe spectroscopy of band and Mott insulators, which can be observed only after recent developments of ultrafast spectroscopic techniques. A continuum structure in excitation spectrum of band insulators is found to act as a medium for storing the spectral information of pump pulse, and spectrum detected by probe pulse is interfered with the medium, generating the transient interference in energy domain. We also demonstrate the transient interference in the presence of electron correlations in one-dimensional half-filled Hubbard model. Furthermore, bosons coupled to electrons additively contribute to the interference. Our finding will provide an interpretation of probe-energy dependent oscillations recently observed in pump-probe spectrum for a two-dimensional Mott insulator.

PACS numbers: 42.50.Md, 42.50.Dv, 71.10.Fd, 78.47.J-

Ultrafast pump-probe spectroscopy is a good tool to investigate nonequilibrium properties of a given system, since a pump pulse triggers ultrafast processes, and a subsequent probe pulse monitors the pump-induced dynamical processes [1–4]. Especially, by using femtosecond pulses, nonequilibrium dynamics of electrons can be detected, since the timescale of motion of electrons is of the order of femtosecond. However, increasing resolution of optical measurement in both time- and energy-domain is difficult and limited by the uncertainty principle.

Recently, ultrafast spectroscopic techniques have been advanced by using a transform-limited pulse, i.e. a pulse that has the minimum possible duration for a given spectral bandwidth, and have opened a new door to make both temporal and spectral resolutions as high as possible [2]. These techniques can disclose new ultrafast nonequilibrium phenomena. In fact, by applying these techniques, interference in energy domain has been observed in atomic systems [5–7]. This interference is applied to control atomic storage medium for recording information of optical pulses [8–12]. However, as far as we know, there has been no such a report on transient interference in any electron systems both experimentally and theoretically.

In this Letter, we investigate ultrafast pump-probe spectroscopy of band and Mott insulators, and propose transient interference between temporary well-separated pulses in electron systems as in the case of atomic systems. We formulate such transient interference in pump-probe spectroscopy of a two-band model. We find that the existence of a continuum structure in excitation spectrum is important for generating the transient interference, since the continuum structure acts as a medium for storing the spectral information of pump pulse and for creating interference between temporary well-separated pump and probe photons. The information persists due

to a memory effect, i.e. a relaxation process of electron systems. As a result, the time-domain pump-probe spectrum depends on both probe energy  $\omega$  and the central frequency of the pump and probe pulses  $\Omega$ , and thus oscillates with a frequency

$$\omega_0 = \omega - \Omega. \quad (1)$$

In order to demonstrate the transient interference in the presence of electron correlation, we perform numerical calculations of pump-probe spectrum in a one-dimensional (1D) half-filled Hubbard model. Moreover, we find that bosons coupled to electrons in the two-band model make additional contribution to the interference. Based on the result, we speculate that the transient interference will be observed in Mott insulators strongly correlated to magnons. For the observation of the proposed transient interference, high resolution of measurements of both time and energy is required in ultrafast pump-probe spectroscopy. Recently, oscillations of electronic states above the charge-transfer gap in a two-dimensional (2D) Mott insulator  $\text{Nd}_2\text{CuO}_4$  have been observed on the reflectivity changes detected by pump-probe measurement with ultrashort pulses [13]. The time and energy resolution of the measurement is as high as 10fs and 0.01eV, respectively. By extracting the oscillatory components from the pump-probe spectrum, the oscillation component with the frequency indicated by Eq. (1) has been found [13]. We propose that the transient interference will be one of possible origins of the observed oscillations.

We firstly introduce a two-band model, which is a minimal model to describe the interference effect by two photon pulses through an electron system, and analytically calculate pump-probe absorption spectrum. With assuming dipole transitions, the Hamiltonian of the two-

band model under the time-dependent electric field reads

$$\mathcal{H} = \sum_{\mathbf{k}} \varepsilon_{\mathbf{k}} c_{\mathbf{k}}^\dagger c_{\mathbf{k}} + \sum_{\mathbf{k}} \varrho_{\mathbf{k}} c_{\mathbf{v}\mathbf{k}}^\dagger c_{\mathbf{v}\mathbf{k}} - \sum_{\mathbf{k}} \left( d_{\text{cv}} \mathcal{E}(t) c_{\mathbf{c}\mathbf{k}}^\dagger c_{\mathbf{v}\mathbf{k}} + d_{\text{cv}}^* \mathcal{E}(t) c_{\mathbf{v}\mathbf{k}}^\dagger c_{\mathbf{c}\mathbf{k}} \right),$$

where  $c_{\text{c}(\text{v})\mathbf{k}}$  is an annihilation operator for fermions in conduction (valence) band with momentum  $\mathbf{k}$ . The energies of the conduction and valence band are  $\varepsilon_{\mathbf{k}} = \varepsilon + \frac{\hbar^2 \mathbf{k}^2}{2m_{\text{c}}}$  and  $\varrho_{\mathbf{k}} = \varrho + \frac{\hbar^2 \mathbf{k}^2}{2m_{\text{v}}}$ , where  $\varepsilon$  and  $\varrho$  are the minimum and maximum of the conduction and valence band, respectively, and  $m_{\text{c}}$  and  $m_{\text{v}}$  are the effective mass of electrons in the conduction and valence bands, respectively. We introduce the interband dipole matrix element  $d_{\text{cv}}$  and external electric field  $\mathcal{E}(t)$ . Hereafter, we set  $\hbar = 1$ .

With taking the long-wave length limit of electric field, optical Bloch equation is written as [14]

$$\left( \frac{\partial}{\partial t} + i\{\varepsilon_{\mathbf{k}} - \varrho_{\mathbf{k}} - i\gamma\} \right) p_{\text{vc}}^0(\mathbf{k}, t) = d_{\text{cv}} \mathcal{E}(t) \{1 - 2f_{\text{c}}(\mathbf{k})\}$$

and

$$\left( \frac{\partial}{\partial t} + \Gamma \right) f_{\text{c}}(\mathbf{k}, t) = -2\text{Im} [d_{\text{cv}} \mathcal{E}(t) p_{\text{vc}}^{0*}(\mathbf{k}, t)],$$

where  $f_{\text{c}}(\mathbf{k}) = \langle c_{\mathbf{c}\mathbf{k}}^\dagger c_{\mathbf{c}\mathbf{k}} \rangle$  and  $p_{\text{vc}}^0(\mathbf{k}) = \langle c_{\mathbf{v}\mathbf{k}}^\dagger c_{\mathbf{c}\mathbf{k}} \rangle$  with  $\langle \dots \rangle$  representing the expectation value. We introduce phenomenological damping rate  $\Gamma$  for  $f_{\text{c}}$ , and dephasing rate  $\gamma$  for  $p_{\text{vc}}^0$ . We consider an electric field  $\mathcal{E}(t) = \frac{1}{2} (\tilde{\mathcal{E}}(t) e^{-i\Omega t} + \tilde{\mathcal{E}}^*(t) e^{i\Omega t})$ , where  $\tilde{\mathcal{E}}(t) = 2 \left\{ \tilde{\mathcal{E}}_{\text{p}}(t) e^{i\mathbf{k}_{\text{p}} \cdot \mathbf{r}} + \tilde{\mathcal{E}}_{\text{t}}(t) e^{i\mathbf{k}_{\text{t}} \cdot \mathbf{r}} \right\}$ , and electric field and wave vector of pump (probe) pulse are  $\tilde{\mathcal{E}}_{\text{p}}$  and  $\mathbf{k}_{\text{p}}$  ( $\tilde{\mathcal{E}}_{\text{t}}$  and  $\mathbf{k}_{\text{t}}$ ), respectively. Introducing an expansion parameter  $\lambda$  through  $\mathcal{E}(t) \rightarrow \lambda \mathcal{E}(t)$ , we obtain  $p_{\text{vc}}^0 = \lambda p_{\text{vc}}^{0(1)} + \lambda^2 p_{\text{vc}}^{0(2)} + \lambda^3 p_{\text{vc}}^{0(3)} + \dots$ ,  $f_{\text{c}} = \lambda f_{\text{c}}^{(1)} + \lambda^2 f_{\text{c}}^{(2)} + \lambda^3 f_{\text{c}}^{(3)} + \dots$ . The shape of probe pulse is represented by the delta function,  $\tilde{\mathcal{E}}_{\text{t}}(t) = \tilde{\mathcal{E}}_{\text{t}} \delta(t - \tau)$  ( $\tau > 0$ ), where  $\tau$  is delay time between the pump and probe pulses. The pump-induced absorption change is given by  $\alpha = -\text{Im} [d_{\text{cv}}^* \chi(\mathbf{k}, \omega)]$ . Taking  $\tilde{\mathcal{E}}_{\text{p}}(t) = \tilde{\mathcal{E}}_{\text{p}} e^{-\sigma|t|}$  and with the rotating-wave approximation, the probe susceptibility is given by (see Supplemental Material S1 [15])

$$\begin{aligned} \chi(\mathbf{k}, \omega) &\simeq \frac{p_{\text{vc}}^{0(3)}(\mathbf{k}, \omega)}{\mathcal{E}_{\text{t}}(\omega)} \\ &= \frac{8d_{\text{cv}} |d_{\text{cv}}|^2 \left| \tilde{\mathcal{E}}_{\text{p}} \right|^2 e^{i\tau(-\Omega + \varepsilon_{\mathbf{k}} - \varrho_{\mathbf{k}})} \Gamma \sigma}{(i\gamma + \omega - \varepsilon_{\mathbf{k}} + \varrho_{\mathbf{k}})(i\Gamma + i\sigma + \omega - \Omega) v_{\mathbf{k}}^+ u_{\mathbf{k}}^+ u_{\mathbf{k}}^-} + \dots, \end{aligned} \quad (2)$$

where  $u_{\mathbf{k}}^\pm = i\gamma \pm i\sigma + \Omega - \varepsilon_{\mathbf{k}} + \varrho_{\mathbf{k}}$  and  $v_{\mathbf{k}}^+ = i\gamma + i\Gamma - i\sigma + \Omega - \varepsilon_{\mathbf{k}} + \varrho_{\mathbf{k}}$ . In the limit  $\gamma \rightarrow 0$ , the pole of the energy denominator  $\omega = \varepsilon_{\mathbf{k}} - \varrho_{\mathbf{k}}$  in the third term of

$\chi(\mathbf{k}, \omega)$  gives rise to an oscillatory behavior of  $e^{i(\omega - \Omega)\tau}$  with decay  $e^{-(\sigma - \gamma)\tau}$ . This is the oscillation component indicated by Eq. (1). Since the time scale where the oscillation persists is on the order of  $\gamma^{-1}$ , real-time ultrafast dynamics should be observed with high accuracy [16].

In order to maintain the oscillation in the two-band model, we have to select a proper set of parameters that lead to the coherence and memory effect in energy domain. First of all, we examine the coherence in energy domain. When  $\sigma \gg 1/\tau$ , i.e. the pulse duration is much shorter than the time delay  $\tau$ , we obtain  $\Delta t \sim 0$ , where  $\Delta t$  is the uncertainty in time domain. Simultaneously, the energy uncertainty  $\Delta E \sim \infty$ , leading to low energy resolution. As a result, the interference in energy domain is invisible. This corresponds to the fact that interference pattern vanishes in Young's double-slit experiment if the path of light is measured [17, 18]. In fact, if the electric field of the pump pulse is represented by the delta function,  $p_{\text{vc}}^{0(3)}(\mathbf{k}, \omega)$  completely cancel out  $\mathcal{E}_{\text{t}}(\omega)$ , which means that  $\chi(\mathbf{k}, \omega)$  does not have interference term  $e^{i(\omega - \Omega)\tau}$  (see Supplemental Material S1 [15]). In contrast, when  $\sigma \lesssim 1/\tau$ , the coherence in energy domain is obtained, which leads to the interference in energy space.

Second, we examine the memory effect. When  $\sigma \ll \gamma$ , i.e. the pulse duration is longer than the dephasing time,  $\Delta t \sim \infty$  and  $\Delta E \sim 0$  are simultaneously obtained. This leads to the relaxation that holds true as long as electrons have well-defined energies, and their energy changes are slow with the time scale of  $1/\Delta\epsilon$ , where  $\Delta\epsilon$  is the characteristic energy exchange in a scattering event [2, 20–23]. When  $\sigma \gtrsim \gamma$ , the relaxation involving electrons with ill-defined energies starts to contribute to the memory effect. Therefore, if  $\sigma$  and  $1/\tau$  are carefully controlled so as to realize  $\sigma \gtrsim 1/\tau \gtrsim \gamma$ , both coherence in energy domain and memory effect are relevant, and the interference in energy domain is maintained for the time  $\gamma^{-1}$ . Usually,  $\gamma$  of a given system cannot be changed. However, if we make use of the quantum Zeno effect [24–27], we might be able to control  $\gamma$ , which can help to observe our finding.

Pump-probe spectroscopy has been performed in strongly correlated systems to investigate exotic phenomena [4, 13, 28–38]. Even for correlated electron systems, the interference effects similar to those in the two-band model are released as will be demonstrated by using a 1D half-filled Hubbard model, which is given by

$$H = -t_{\text{h}} \sum_{i,\sigma} \left( c_{i,\sigma}^\dagger c_{i+1,\sigma} + \text{H.c.} \right) + U \sum_i n_{i,\uparrow} n_{i,\downarrow},$$

where  $c_{i\sigma}^\dagger$  is the creation operator of an electron with spin  $\sigma$  at site  $i$ ,  $n_{i,\sigma} = c_{i,\sigma}^\dagger c_{i,\sigma}$ ,  $n_i = \sum_{\sigma} n_{i,\sigma}$ , and  $t_{\text{h}}$ ,  $U$  are the nearest-neighbor hopping, the on-site Coulomb interaction, respectively. Taking  $t_{\text{h}}$  to be the unit of energy ( $t_{\text{h}} = 1$ ), we use  $U = 10$ .

We investigate the probe-energy dependence of the op-

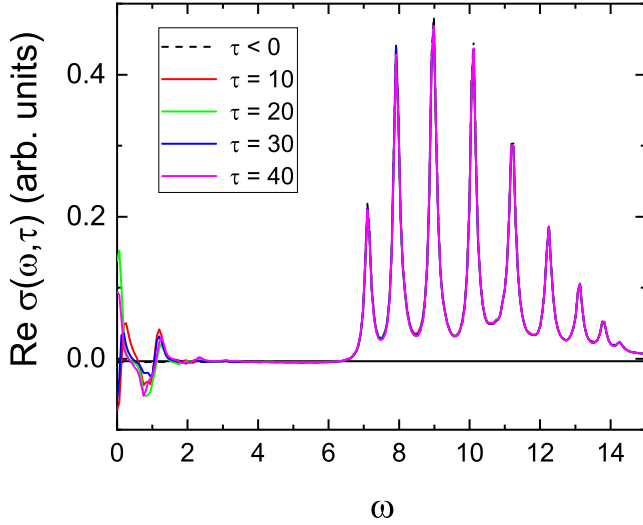


FIG. 1.  $\text{Re}\sigma(\omega, \tau)$  in the 1D half-filled Hubbard chain with  $L = 10$  and  $U = 10$ , before pumping ( $\tau < 0$ ) and after pumping ( $\tau = 10, 20, 30$ , and  $40$ ). Since the system is weakly excited, the broken line for  $\tau < 0$  is almost overlapped with solid lines above  $\omega = 7$ .

tical conductivity of a Hubbard open chain with  $L = 10$ , where  $L$  is the number of sites. We assume that both the pulses have the same shape of the vector potential given by  $A(t) = A_0 e^{-(t-t_0)^2/(2t_d^2)} \cos[\Omega(t-t_0)]$ . We set  $A_0 = 0.5$ ,  $t_0 = 3.0$ ,  $t_d = 0.5$ , and  $\Omega = E_g = 7.1$  for pump pulse and  $A_0 = 0.001$ ,  $t_0 = \tau + 3.0$ ,  $t_d = 0.02$ , and  $\Omega = E_g = 7.1$  for probe pulse without being otherwise specified, where  $E_g$  is the energy of the Mott gap. An external spatially homogeneous electric field applied along the chain in the Hamiltonian can be incorporated via the Peierls substitution in the hopping terms as  $c_{i,\sigma}^\dagger c_{i+1,\sigma} \rightarrow e^{iA(t)} c_{i,\sigma}^\dagger c_{i+1,\sigma}$ . Using the method discussed in Ref [3, 4], we obtain optical conductivity in the nonequilibrium system,  $\sigma(\omega, \tau) = \frac{j_{\text{probe}}(\omega, \tau)}{i(\omega + i\eta)L A_{\text{probe}}(\omega)}$ , where  $j_{\text{probe}}(\omega, \tau)$  is the Fourier transform of the current induced by probe pulse,  $A_{\text{probe}}(\omega)$  is the Fourier transform of the vector potential of probe pulse (see Supplemental Material for details S2 [15]).

To trace the temporal evolution of the system, we employ the time-dependent Lanczos method to evaluate  $|\psi(t)\rangle$ .  $|\psi(t + \delta t)\rangle \simeq \sum_{l=1}^M e^{-i\epsilon_l \delta t} |\phi_l\rangle \langle \phi_l | \psi(t)\rangle$ , where  $\epsilon_l$  and  $|\phi_l\rangle$  are eigenvalues and eigenvectors of the tridiagonal matrix generated in the Lanczos iteration, respectively,  $M$  is the dimension of the Lanczos basis, and  $\delta t$  is the minimum time step. We set  $M = 50$  and  $\delta t = 0.02$ .

Figure 1 shows the real part of time-dependent optical conductivity  $\text{Re}\sigma(\omega, \tau)$  of the Hubbard model. Photoinduced decreases of spectral weights at absorption peaks above the Mott gap are small, since the system is weakly excited. Pump photon excites carriers into an optically allowed odd-parity state. Probe pulse couples in part to the odd-parity state, resulting in an excitation from

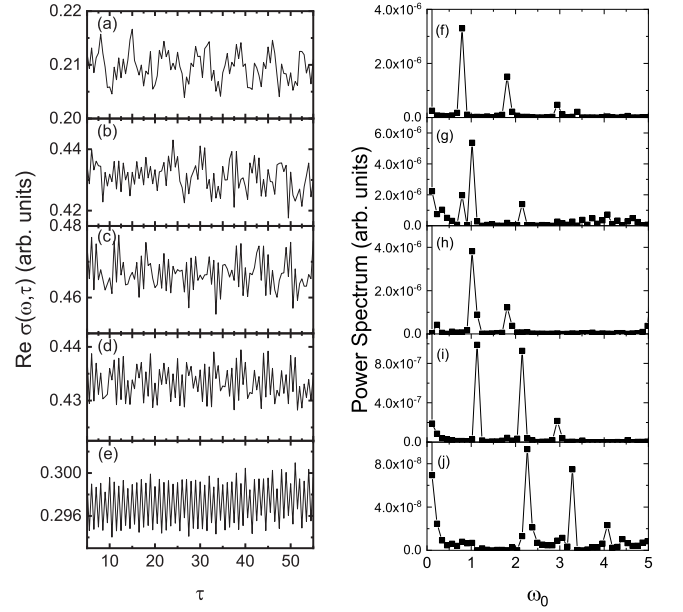


FIG. 2.  $\text{Re}\sigma(\omega, \tau)$  in the 1D half-filled Hubbard chain with  $L = 10$  and  $U = 10$  for (a)  $\omega = 7.1$ , (b)  $\omega = 7.92$ , (c)  $\omega = 8.98$ , (d)  $\omega = 10.08$ , and (e)  $\omega = 11.18$ . The power spectra of  $\text{Re}\sigma(\omega, \tau)$  for (f)  $\omega = 7.1$ , (g)  $\omega = 7.92$ , (h)  $\omega = 8.98$ , (i)  $\omega = 10.08$ , and (j)  $\omega = 11.18$ .

the optically allowed state to an optically forbidden even-parity state. In 1D Mott insulators with open boundary condition, the optically forbidden state is located slightly above the optically allowed state [41]. Low-energy in-gap excitation comes from the excitation from the optically allowed to forbidden state [3]. Inside the Mott gap, we find photoinduced low-energy spectral weights at  $\omega \simeq 1.2, 2.2$ , and  $3.3$  (enlarged figure is shown in Supplemental Material [15]). These energies correspond to the energy differences between the optically populated state at  $\omega = 7.1$  and the optically forbidden states.

Figures 2 (a)-(e) show the  $\tau$  dependence of  $\text{Re}\sigma(\omega, \tau)$  above the Mott gap with probe energy  $\omega = 7.10, 7.92, 8.98, 10.08$ , and  $11.18$ , respectively, whose energies agree with the peak energies of the absorption spectrum in Fig. 1. We find that the frequencies of the oscillations depend on  $\omega$ . The larger  $\omega$  is, the larger the frequency is, which is consistent with our argument in the two-band model discussed above.

In order to further examine the probe-energy dependence, we show the power spectra of  $\text{Re}\sigma(\omega, \tau)$  with respect to  $\tau$  in Figs. 2 (f)-(j) for  $\omega = 7.1, 7.92, 8.98, 10.08$ , and  $11.18$ , respectively. We discuss two possible contributions to the power spectra. First one is the contribution from the Rabi oscillation, whose frequencies are related to the low-energy in-gap states at  $\omega = 1.2, 2.2$ , and  $3.3$ . In fact, we find the Rabi-oscillation contributions to the spectral weights at  $\omega_0 = 1.2, 2.2$ , and  $3.3$

in Figs. 2 (f)-(j). Since our system is of finite size, energy levels are discretized. Therefore, there are oscillations with resonant frequencies between the levels. In the thermodynamic limit, the number of the levels is infinite, and thus we expect that the contributions from a huge number of such resonances with various frequencies cancel out, giving rise to an infinite number of infinitesimal weights in the power spectra. Thus, we consider that the Rabi-oscillation contribution to the power spectra is only visible in finite-size systems and negligible in the thermodynamic limit.

Second one is the contribution from the interference effect, which gives rise to the  $\omega$  dependence of the pump-probe spectra as discussed in the two-band model. The oscillations with the frequencies  $\omega - \Omega$  appear at  $\omega_0 = 7.92 - 7.10 = 0.82$ ,  $8.98 - 7.10 = 1.88$ ,  $10.08 - 7.10 = 2.98$ , and  $11.18 - 7.10 = 4.08$ . These energies correspond to the energy difference between the levels at  $\omega = \Omega = 7.1$  and the excited states above the Mott gap, all of which belong to the same electronic states with odd parity. We consider that this origin makes dominant contribution to the power spectra in the thermodynamic limit. In order to induce the transient interference, we should use the pump pulse whose spectrum covers some energy levels. Then we can store the information of pump pulse in electronic states with wide range of energies above the Mott gap.

According to the two possible contributions to the power spectra, in Fig. 2 (g), for example, we find peak structures at  $\omega_0 = 0.82, 1.2$ , and  $2.2$ . The peak structures at  $\omega_0 = 1.2$  and  $2.2$  come from the Rabi oscillation of the two odd- and even-parity states. On the other hand, the origin of the structure at  $\omega_0 = 0.82$  is the interference because  $\omega_0 = 0.82$  corresponds to one of the energy differences between odd-odd states mentioned above. Similarly, Figures. 2 (h)-(j) are understood in the same way (see Supplemental Material S2 for details [15]).

Finally, we discuss the effect of bosons coupled to electrons on the probe-energy dependent oscillation. Nonequilibrium electron dynamics coupled to boson driven by laser has been extensively studied. Furthermore, since non-Markovian relaxation is important in electron systems coupled to bosonic environment, open quantum systems with non-Markovian properties have been studied for long time [42–50]. The additional Hamiltonian due to boson degrees of freedom is

$$\mathcal{H}_{\text{ph}} = \sum_{\mathbf{q}} \omega_{\mathbf{q}} a_{\mathbf{q}}^{\dagger} a_{\mathbf{q}} + \sum_{\mathbf{k}, \mathbf{q}} g_{\mathbf{q}} (a_{-\mathbf{q}}^{\dagger} + a_{\mathbf{q}}) (c_{\mathbf{k}+\mathbf{q}}^{\dagger} c_{\mathbf{k}} + c_{\mathbf{v}\mathbf{k}+\mathbf{q}}^{\dagger} c_{\mathbf{v}\mathbf{q}}),$$

where  $a_{\mathbf{q}}$  is an annihilation operator for bosons with momentum  $\mathbf{q}$ ,  $\omega_{\mathbf{q}}$  is boson frequency, and  $g_{\mathbf{q}}$  is an electron-boson coupling constant.

We examine the two-band model with electron-boson coupling under the application of exponential pump pulse. Total polarization is given by  $p_{\text{vc}}(\mathbf{k}, t) = p_{\text{vc}}^0(\mathbf{k}, t) + p_{\text{vc}}^b(\mathbf{k}, t)$ , where  $p_{\text{vc}}^0(\mathbf{k}, t)$  is from one-particle

contribution as discussed above, and  $p_{\text{vc}}^b(\mathbf{k}, t)$  is from the electron-boson coupling. Solving the kinetic equation with  $\mathcal{H}_{\text{ph}}$  (see Supplemental Material [15]), the probe susceptibility is given by

$$\chi^b(\mathbf{k}, \omega) \simeq \frac{p_{\text{vc}}^{b(3)}(\mathbf{k}, \omega)}{\mathcal{E}_t(\omega)} = \sum_{\mathbf{q}} g_{\mathbf{q}}^2 \mathcal{N}_{\mathbf{q}} \cdot 4i\sigma d_{\text{cv}} |d_{\text{cv}}|^2 \left| \tilde{\mathcal{E}}_p \right|^2 \cdot \left[ \frac{e^{-\tau(\sigma-\gamma)} e^{i\tau(-\Omega+\varepsilon_{\mathbf{k}}-\varrho_{\mathbf{k}})} (-i\gamma - 2i\Gamma - \omega + \varepsilon_{\mathbf{k}} - \varrho_{\mathbf{k}})}{(i\gamma + \omega - \varepsilon_{\mathbf{k}} + \varrho_{\mathbf{k}})^2 (i\gamma + \omega - \varepsilon_{\mathbf{k}+\mathbf{q}} + \varrho_{\mathbf{k}} + \omega_{\mathbf{q}}) v_{\mathbf{k}}^+} \right. \\ \cdot \left. \frac{(2i\gamma + 2\omega - \varepsilon_{\mathbf{k}} - \varepsilon_{\mathbf{k}+\mathbf{q}} + \varrho_{\mathbf{k}} + \varrho_{\mathbf{k}-\mathbf{q}} + 2\omega_{\mathbf{q}})}{(i\Gamma + i\sigma + \omega - \Omega) (i\gamma + \omega - \varepsilon_{\mathbf{k}} + \varrho_{\mathbf{k}-\mathbf{q}} + \omega_{\mathbf{q}}) u_{\mathbf{k}}^+ u_{\mathbf{k}}^-} \right] \\ + \dots,$$

where  $\mathcal{N}_{\mathbf{q}} = \frac{1}{e^{\omega_{\mathbf{q}}/k_B T} - 1}$ . In the limit  $\gamma \rightarrow 0$ , the pole of the energy denominator  $\omega = \varepsilon_{\mathbf{k}} - \varrho_{\mathbf{k}}$  gives rise to an oscillatory behavior of  $e^{i(\omega-\Omega)\tau}$  with decay  $e^{-(\sigma-\gamma)\tau}$ , which is the same behavior as the third term in Eq. (2). Therefore, bosons coupled to electrons contribute to the oscillation.

In Mott insulators, magnons are strongly coupled to photo-excited electrons in 2D Mott insulators, in contrast to the 1D Mott insulator where spin and charge degrees of freedom are separated. Therefore, the interference proposed in this work will be easily realized in the 2D Mott insulators. We thus speculate that the oscillations observed by the pump-probe spectroscopy of the 2D Mott insulator  $\text{Nd}_2\text{CuO}_4$  [13] come from the interference effect. In order to confirm this speculation, we need to investigate theoretically the pump-probe spectrum of 2D half-filled Hubbard model, but it remains as a future work.

In summary, we suggested the transient interference in energy domain between temporary well-separated light pulses using electronic states of band and Mott insulators as a medium, which manifests as the oscillation of the pump-probe spectrum whose frequency is indicated by Eq. (1). This interference can be observed only after recent developments of ultrafast spectroscopic techniques. The transient interference in the presence of electron correlation is examined by calculating pump-probe spectrum in the 1D half-filled Hubbard model. To verify our prediction, we suggest an experiment for  $\text{Nd}_2\text{CuO}_4$  changing pump-pulse duration and delay. Since our theory predicts the transient oscillation even in the 1D Mott insulators, we propose a pump-probe experiment in  $\text{Sr}_2\text{CuO}_3$ . Furthermore, we found that bosons coupled to electrons in the two-band model make the additional contribution to the transient interference. Based on the result, the oscillation is enhanced, and thus this mechanism would be one of possible origins of the oscillations observed in the Mott insulator  $\text{Nd}_2\text{CuO}_4$ , where magnons are strongly correlated to electrons.

We would like to thank H. Okamoto, T. Miyamoto, I. Eremin, and P. Prelovšek for fruitful discussions. This

work was supported by the Japan Society for the Promotion of Science, KAKENHI (Grant No. 26287079), by CREST (Grant No. JPMJCR1661), Japan Science and Technology Agency, by the creation of new functional devices and high-performance materials to support next-generation industries (GCDMSI) to be tackled by using post-K computer, and by MEXT HPCI Strategic Programs for Innovative Research (SPIRE) (hp160222 and hp170274).

- 
- [1] S. Mukamel, *Principles of Nonlinear Optical Spectroscopy* (Oxford University Press, New York, 1995).
  - [2] J.-C. Diels and W. Rudolph, *Ultrashort Laser Phenomena* (Academic Press, New York, 1996).
  - [3] F. Krausz and M. Ivanov, *Rev. Mod. Phys.* **81**, 163 (2009).
  - [4] C. Giannetti, M. Capone, D. Fausti, M. Fabrizio, F. Parmigiani, and D. Mihailovic, *Adv. Phys.* **65**, 58 (2016).
  - [5] M. Wollenhaupt, A. Assion, D. Liese, Ch. Sarpe-Tudoran, T. Baumert, S. Zamith, M. A. Bouchene, B. Girard, A. Flettner, U. Weichmann, and G. Gerber, *Phys. Rev. Lett.* **89**, 173001 (2002).
  - [6] F. Lindner, M. G. Schätzel, H. Walther, A. Baltuška, E. Goulielmakis, F. Krausz, D. B. Milošević, D. Bauer, W. Becker, and G. G. Paulus, *Phys. Rev. Lett.* **95**, 040401 (2005).
  - [7] M. Kiffner, J. Evers, and C. H. Keitel, *Phys. Rev. Lett.* **96**, 100403 (2006).
  - [8] M. Fleischhauer and M. D. Lukin, *Phys. Rev. A* **65**, 022314 (2002).
  - [9] N. W. Carlson, L. J. Rothberg, A. G. Yodh, W. R. Babbitt, and T. W. Mossberg, *Opt. Lett.* **8**, 483 (1983).
  - [10] K. P. Leung, T. W. Mossberg, and S. R. Hartmann, *Opt. Commun.* **43**, 145 (1982).
  - [11] P. R. Hemmer, K. Z. Cheng, J. Kierstead, M. S. Shariar, and M. K. Kim, *Opt. Lett.* **19**, 296 (1994).
  - [12] K. Ohmori, *Annu. Rev. Phys. Chem.* **60**, 487 (2009).
  - [13] T. Miyamoto, Y. Matsui, T. Terashige, H. Yada, S. Ishihara, Y. Watanabe, S. Adachi, T. Ito, K. Oka, A. Sawa, and H. Okamoto, [arXiv:1803.04158](https://arxiv.org/abs/1803.04158).
  - [14] H. Haug and S. Koch, *Quantum Theory of the Optical and Electronic Properties of Semiconductors* (World Scientific Publishing, Singapore, 2004).
  - [15] see Supplemental Material for details about pump-probe spectrum of the two-band model and time-dependent optical conductivity.
  - [16] M. Rhodes, G. Steinmeyer, J. Ratner, and R. Trebino, *Laser Photonics Rev.* **7**, 557 (2013).
  - [17] B.-G. Englert, *Phys. Rev. Lett.* **77**, 2154 (1996).
  - [18] S. Dürr, T. Nonn, and G. Rempe, *Nature* **395**, 33 (1998).
  - [19] W. Schäfer and M. Wegener, *Semiconductor Optics and Transport Phenomena* (Springer, Berlin, 2002).
  - [20] A. V. Kuznetsov, *Phys. Rev. B* **44**, 13381 (1991).
  - [21] A. V. Kuznetsov, *Phys. Rev. B* **44**, 8721 (1991).
  - [22] M. Aihara, *Phys. Rev. B* **25**, 53 (1982).
  - [23] F. Rossi and T. Kuhn, *Rev. Mod. Phys.* **74**, 895 (2002).
  - [24] B. Misra and E. C. G. Sudarshan, *J. Math. Phys. Sci.* **18**, 756 (1977).
  - [25] W. M. Itano, D. J. Heinzen, J. J. Bollinger, and D. J. Wineland, *Phys. Rev. A* **41**, 2295 (1990).
  - [26] B. Kaulakys and V. Gontis, *Phys. Rev. A* **56**, 1131 (1997).
  - [27] E. W. Streed, J. Mun, M. Boyd, G. K. Campbell, P. Medley, W. Ketterle, and D. E. Pritchard, *Phys. Rev. Lett.* **97**, 260402 (2006).
  - [28] H. Okamoto, T. Miyagoe, K. Kobayashi, H. Uemura, H. Nishioka, H. Matsuzaki, A. Sawa, and Y. Tokura, *Phys. Rev. B* **82**, 060513 (2010).
  - [29] H. Okamoto, T. Miyagoe, K. Kobayashi, H. Uemura, H. Nishioka, H. Matsuzaki, A. Sawa, and Y. Tokura, *Phys. Rev. B* **83**, 125102 (2011).
  - [30] G. De Filippis, V. Cataudella, E. A. Nowadnick, T. P. Devereaux, A. S. Mishchenko, and N. Nagaosa, *Phys. Rev. Lett.* **109**, 176402 (2012).
  - [31] H. Matsueda, S. Sota, T. Tohyama, and S. Maekawa, *J. Phys. Soc. Jpn.* **81**, 013701 (2012).
  - [32] Z. Lenarčič and P. Prelovšek, *Phys. Rev. Lett.* **111**, 016401 (2013).
  - [33] D. Golež, J. Bonča, M. Mierzejewski, and L. Vidmar, *Phys. Rev. B* **89**, 165118 (2014).
  - [34] M. Eckstein and P. Werner, *Phys. Rev. Lett.* **113**, 076405 (2014).
  - [35] F. Novelli, G. De Filippis, V. Cataudella, M. Esposito, I. Vergara, F. Cilento, E. Sindici, A. Amaricci, C. Giannetti, D. Prabhakaran, S. Wall, A. Perucchi, S. Dal Conte, G. Cerullo, M. Capone, A. Mishchenko, M. Grüninger, N. Nagaosa, F. Parmigiani, and D. Fausti, *Nat. Commun.* **5**, 5112 (2014).
  - [36] P. Prelovšek, J. Kokalj, Z. Lenarčič, and R. H. McKenzie, *Phys. Rev. B* **92**, 235155 (2015).
  - [37] N. Bittner, T. Tohyama, S. Kaiser, and D. Manske, [arXiv:1706.09366](https://arxiv.org/abs/1706.09366).
  - [38] N. Bittner, D. Golež, H. U. R. Strand, M. Eckstein, and P. Werner, [arXiv:1803.02071](https://arxiv.org/abs/1803.02071).
  - [39] H. Lu, C. Shao, J. Bonča, D. Manske, and T. Tohyama, *Phys. Rev. B* **91**, 245117 (2015).
  - [40] C. Shao, T. Tohyama, H.-G. Luo, and H. Lu, *Phys. Rev. B* **93**, 195144 (2016).
  - [41] Y. Mizuno, K. Tsutsui, T. Tohyama, and S. Maekawa, *Phys. Rev. B* **62**, R4769(R) (2000).
  - [42] E. T. Jaynes and F. W. Cummings, *Proc. IEEE* **51**, 89 (1963).
  - [43] A. O. Caldeira and A. J. Leggett, *Phys. Rev. A* **31**, 1059 (1985).
  - [44] A. J. Leggett, S. Chakravarty, A. T. Dorsey, Matthew P. A. Fisher, Anupam Garg, and W. Zwerger, *Rev. Mod. Phys.* **59**, 1 (1987).
  - [45] H.-P. Breuer and F. Petruccione, *The Theory of Open Quantum Systems* (Oxford University, Oxford, England, 2002).
  - [46] W. H. Zurek, *Rev. Mod. Phys.* **75**, 715 (2003).
  - [47] D. E. Reiter, T. Kuhn, M. Glässl, and V. M. Axt, *J. Phys.: Condens. Matter* **26**, 423203 (2014).
  - [48] K. I. Seetharam, C.-E. Bardyn, N. H. Lindner, M. S. Rudner, and G. Refael, *Phys. Rev. X* **5**, 041050 (2015).
  - [49] A. Nazir and D. P. S. McCutcheon, *J. Phys.: Condens. Matter* **28**, 103002 (2016).
  - [50] I. de Vega and D. Alonso, *Rev. Mod. Phys.* **89**, 015001 (2017).

# Ultrafast transient interference in pump-probe spectroscopy of band and Mott insulators (Supplemental Material)

## S1: PUMP-PROBE ABSORPTION SPECTRUM OF THE TWO-BAND MODEL

We provide the solution of the optical Bloch equations discussed in the main text and derive the pump-probe absorption spectrum. With assuming dipole transitions, the Hamiltonian of the two-band model under the time-dependent electric field reads

$$\mathcal{H} = \sum_{\mathbf{k}} \varepsilon_{\mathbf{k}} c_{\mathbf{k}\mathbf{k}}^\dagger c_{\mathbf{k}\mathbf{k}} + \sum_{\mathbf{k}} \varrho_{\mathbf{k}} c_{\mathbf{v}\mathbf{k}}^\dagger c_{\mathbf{v}\mathbf{k}} - \sum_{\mathbf{k}} \left( d_{\text{cv}} \mathcal{E}(t) c_{\mathbf{c}\mathbf{k}}^\dagger c_{\mathbf{v}\mathbf{k}} + d_{\text{cv}}^* \mathcal{E}(t) c_{\mathbf{v}\mathbf{k}}^\dagger c_{\mathbf{c}\mathbf{k}} \right), \quad (\text{S1})$$

where  $c_{\text{c(v)}}\mathbf{k}$  is an annihilation operator for fermions in conduction (valence) band with momentum  $\mathbf{k}$ . The energies of the conduction and valence band are  $\varepsilon_{\mathbf{k}} = \varepsilon + \frac{\hbar^2 \mathbf{k}^2}{2m_{\text{c}}}$ ,  $\varrho_{\mathbf{k}} = \varrho + \frac{\hbar^2 \mathbf{k}^2}{2m_{\text{v}}}$ , where  $\varepsilon$  and  $\varrho$  are the minimum and maximum of the conduction and valence band, respectively, and  $m_{\text{c}}$  and  $m_{\text{v}}$  are the effective mass of electrons in the conduction and valence band, respectively. We introduce the interband dipole matrix element  $d_{\text{cv}}$  and external electric field  $\mathcal{E}(t)$ . Hereafter, we set  $\hbar = 1$ . With taking the long-wave length limit of electric field, optical Bloch equation is written as

$$\left( \frac{\partial}{\partial t} + i\{\varepsilon_{\mathbf{k}} - \varrho_{\mathbf{k}} - i\gamma\} \right) p_{\text{vc}}^0(\mathbf{k}, t) = d_{\text{cv}} \mathcal{E}(t) \{1 - 2f_{\text{c}}(\mathbf{k})\} \quad (\text{S2})$$

and

$$\left( \frac{\partial}{\partial t} + \Gamma \right) f_{\text{c}}(\mathbf{k}, t) = -2\text{Im} [d_{\text{cv}} \mathcal{E}(t) p_{\text{vc}}^{0*}(\mathbf{k}, t)], \quad (\text{S3})$$

where  $f_{\text{c}}(\mathbf{k}) = \langle c_{\mathbf{c}\mathbf{k}}^\dagger c_{\mathbf{c}\mathbf{k}} \rangle$  and  $p_{\text{vc}}^0(\mathbf{k}) = \langle c_{\mathbf{v}\mathbf{k}}^\dagger c_{\mathbf{c}\mathbf{k}} \rangle$ , where  $\langle \dots \rangle$  represents the expectation value. We introduce phenomenological damping rate  $\Gamma$  for  $f_{\text{c}}$ , and dephasing rate  $\gamma$  for  $p_{\text{vc}}^0$ . We consider an electric field  $\mathcal{E}(t) = \frac{1}{2} (\tilde{\mathcal{E}}(t) e^{-i\Omega t} + \tilde{\mathcal{E}}^*(t) e^{i\Omega t})$ , where  $\tilde{\mathcal{E}}(t) = 2 \left\{ \tilde{\mathcal{E}}_{\text{p}}(t) e^{i\mathbf{k}_{\text{p}} \cdot \mathbf{r}} + \tilde{\mathcal{E}}_{\text{t}}(t) e^{i\mathbf{k}_{\text{t}} \cdot \mathbf{r}} \right\}$ , and electric field and wave vector of pump (probe) pulse are  $\tilde{\mathcal{E}}_{\text{p}}$  and  $\mathbf{k}_{\text{p}}$  ( $\tilde{\mathcal{E}}_{\text{t}}$  and  $\mathbf{k}_{\text{t}}$ ). Introducing an expansion parameter  $\lambda$  through  $\mathcal{E}(t) \rightarrow \lambda \mathcal{E}(t)$ , we obtain  $p_{\text{vc}}^0 = \lambda p_{\text{vc}}^{0(1)} + \lambda^2 p_{\text{vc}}^{0(2)} + \lambda^3 p_{\text{vc}}^{0(3)} + \dots$ ,  $f_{\text{c}} = \lambda f_{\text{c}}^{(1)} + \lambda^2 f_{\text{c}}^{(2)} + \lambda^3 f_{\text{c}}^{(3)} + \dots$ . The shape of probe pulse is represented by the delta function,  $\tilde{\mathcal{E}}_{\text{t}}(t) = \tilde{\mathcal{E}}_{\text{t}} \delta(t - \tau)$  ( $\tau > 0$ ), where  $\tau$  is delay time between the pump and probe pulses. With the rotating-wave approximation,  $\tilde{p}_{\text{vc}}^{0(3)}(\mathbf{k}, t) = \tilde{p}_{\text{vc,A}}^{0(3)}(\mathbf{k}, t) + \tilde{p}_{\text{vc,B}}^{0(3)}(\mathbf{k}, t)$  is given by

$$\begin{aligned} \tilde{p}_{\text{vc,A}}^{0(3)}(\mathbf{k}, t) = & -i2d_{\text{cv}}|d_{\text{cv}}|^2 e^{i\mathbf{k}_{\text{t}} \cdot \mathbf{r}} \int_{-\infty}^t dt' e^{-i\{\varepsilon_{\mathbf{k}} - \varrho_{\mathbf{k}} - \Omega - i\gamma\}(t-t')} \tilde{\mathcal{E}}_{\text{p}}(t') e^{-\Gamma(t'-\tau)} \tilde{\mathcal{E}}_{\text{t}} \theta(t' - \tau) \\ & \cdot \int_{-\infty}^{\tau} dt''' e^{i\{\varepsilon_{\mathbf{k}} - \varrho_{\mathbf{k}} - \Omega - i\gamma\}(\tau-t''')} \tilde{\mathcal{E}}_{\text{p}}^*(t''') \\ & - i2d_{\text{cv}}|d_{\text{cv}}|^2 e^{i\mathbf{k}_{\text{t}} \cdot \mathbf{r}} \int_{-\infty}^t dt' e^{-i\{\varepsilon_{\mathbf{k}} - \varrho_{\mathbf{k}} - \Omega - i\gamma\}(t-t')} \tilde{\mathcal{E}}_{\text{p}}(t') \int_{-\infty}^{t'} dt'' e^{-\Gamma(t'-t'')} \tilde{\mathcal{E}}_{\text{p}}^*(t'') \\ & \cdot \tilde{\mathcal{E}}_{\text{t}} \theta(t'' - \tau) e^{-i\{\varepsilon_{\mathbf{k}} - \varrho_{\mathbf{k}} - \Omega - i\gamma\}(t''-\tau)} \end{aligned} \quad (\text{S4})$$

and

$$\begin{aligned} \tilde{p}_{\text{vc,B}}^{0(3)}(\mathbf{k}, t) = & -i2d_{\text{cv}}|d_{\text{cv}}|^2 e^{i\mathbf{k}_{\text{t}} \cdot \mathbf{r}} e^{-i\{\varepsilon_{\mathbf{k}} - \varrho_{\mathbf{k}} - \Omega - i\gamma\}(t-\tau)} \tilde{\mathcal{E}}_{\text{t}} \theta(t - \tau) \int_{-\infty}^{\tau} dt'' \tilde{\mathcal{E}}_{\text{p}}(t'') e^{-\Gamma(\tau-t'')} \\ & \cdot \int_{-\infty}^{t''} dt''' e^{i\{\varepsilon_{\mathbf{k}} - \varrho_{\mathbf{k}} - \Omega - i\gamma\}(t''-t''')} \tilde{\mathcal{E}}_{\text{p}}^*(t''') \\ & - i2d_{\text{cv}}|d_{\text{cv}}|^2 e^{i\mathbf{k}_{\text{t}} \cdot \mathbf{r}} e^{-i\{\varepsilon_{\mathbf{k}} - \varrho_{\mathbf{k}} - \Omega - i\gamma\}(t-\tau)} \tilde{\mathcal{E}}_{\text{t}} \theta(t - \tau) \int_{-\infty}^{\tau} dt'' \tilde{\mathcal{E}}_{\text{p}}^*(t'') e^{-\Gamma(\tau-t'')} \\ & \cdot \int_{-\infty}^{t''} dt''' \tilde{\mathcal{E}}_{\text{p}}(t''') e^{-i\{\varepsilon_{\mathbf{k}} - \varrho_{\mathbf{k}} - \Omega - i\gamma\}(t''-t''')}, \end{aligned} \quad (\text{S5})$$

where we are interested in contributions with a phase factor  $e^{i\mathbf{k}_t \cdot \mathbf{r}}$ , i.e. in the direction of the probe beam. We include only terms which are linear in  $\tilde{\mathcal{E}}_t$ , and ignore all terms that are higher than second order in  $\tilde{\mathcal{E}}_p$ . We use the delta function  $\tilde{\mathcal{E}}_t(t) = \tilde{\mathcal{E}}_t \delta(t - \tau)$  to represent a probe pulse.

Taking  $\tilde{\mathcal{E}}_p(t) = \tilde{\mathcal{E}}_p \delta(t)$ , from Eq. (S4)-(S5), we obtain

$$\tilde{p}_{\text{vc}}^{0(3)}(\mathbf{k}, t) = \tilde{p}_{\text{vc,B}}^{0(3)}(\mathbf{k}, t) = -2id_{\text{cv}}\theta(\tau)\tilde{\mathcal{E}}_t |d_{\text{cv}}|^2 \left| \tilde{\mathcal{E}}_p \right|^2 \theta(t - \tau) e^{-\Gamma\tau + i\mathbf{k}_t \cdot \mathbf{r} + (-\gamma - i\Delta_{\mathbf{k}})(t - \tau)}, \quad (\text{S6})$$

where  $\Delta_{\mathbf{k}} = \varepsilon_{\mathbf{k}} - \varrho_{\mathbf{k}} - \Omega$ . The Fourier transformation of  $p_{\text{vc}}^{0(3)}(\mathbf{k}, t)$  is given by

$$p_{\text{vc}}^{0(3)}(\mathbf{k}, \omega) = \int_{-\infty}^{\infty} dt e^{i\omega t} p_{\text{vc}}^{0(3)}(\mathbf{k}, t) = \frac{2d_{\text{cv}}\theta(\tau)\tilde{\mathcal{E}}_t |d_{\text{cv}}\tilde{\mathcal{E}}_p|^2 e^{i(\mathbf{k}_t \cdot \mathbf{r} + \tau(i\Gamma + \omega - \Omega))}}{i\gamma - \varepsilon_{\mathbf{k}} + \varrho_{\mathbf{k}} + \omega}. \quad (\text{S7})$$

The probe susceptibility reads

$$\chi(\mathbf{k}, \omega) \simeq \frac{p_{\text{vc}}^{0(3)}(\mathbf{k}, \omega)}{\mathcal{E}_t(\omega)} = \frac{2d_{\text{cv}}\theta(\tau) |d_{\text{cv}}\tilde{\mathcal{E}}_p|^2 e^{-\Gamma\tau}}{i\gamma - \varepsilon_{\mathbf{k}} + \varrho_{\mathbf{k}} + \omega}, \quad (\text{S8})$$

where  $\mathcal{E}_t(\omega) = \int_{-\infty}^{\infty} dt \mathcal{E}_t(t) e^{i\omega t} \simeq \tilde{\mathcal{E}}_t e^{i(\omega - \Omega)\tau} e^{i\mathbf{k}_t \cdot \mathbf{r}}$ . Since the oscillatory term  $e^{i(\omega - \Omega)\tau}$  of  $p_{\text{vc}}^{0(3)}(\mathbf{k}, \omega)$  cancels out that of the probe electric field  $\mathcal{E}_t(\omega)$ ,  $\chi(\mathbf{k}, \omega)$  does not have terms depending on  $e^{i(\omega - \Omega)\tau}$ .

However, if we consider a pump pulse written by  $\tilde{\mathcal{E}}_p(t) = \tilde{\mathcal{E}}_p e^{-\sigma|t|}$ , we obtain

$$\begin{aligned} & \tilde{p}_{\text{vc}}^{0(3)}(\mathbf{k}, t) \\ &= 2id_{\text{cv}}\tilde{\mathcal{E}}_t |d_{\text{cv}}|^2 \left| \tilde{\mathcal{E}}_p \right|^2 \theta(t - \tau) e^{i\mathbf{k}_t \cdot \mathbf{r}} \\ & \left[ \frac{ie^{-(\gamma + i\Delta_{\mathbf{k}})(t - \tau)} \left( -\frac{e^{-2\sigma t} - e^{-2\sigma\tau}}{2\sigma} + \frac{e^{-2\sigma\tau} - e^{t(\gamma - \Gamma + i\Delta_{\mathbf{k}} - \sigma) - \tau(\gamma - \Gamma + i\Delta_{\mathbf{k}} + \sigma)}}{\gamma - \Gamma + i\Delta_{\mathbf{k}} - \sigma} \right)}{-i\gamma + i\Gamma + \Delta_{\mathbf{k}}} \right. \\ & - \frac{(\sigma(-1 + 2e^{\tau(\gamma + i\Delta_{\mathbf{k}} + \sigma)}) + \gamma + i\Delta_{\mathbf{k}}) e^{\tau(\Gamma - \sigma) - t(\gamma + i\Delta_{\mathbf{k}})} (e^{t(\gamma - \Gamma + i\Delta_{\mathbf{k}} - \sigma)} - e^{\tau(\gamma - \Gamma + i\Delta_{\mathbf{k}} - \sigma)})}{(\gamma + i\Delta_{\mathbf{k}} - \sigma)(\gamma + i\Delta_{\mathbf{k}} + \sigma)(\gamma - \Gamma + i\Delta_{\mathbf{k}} - \sigma)} \\ & + \left( -\frac{e^{\tau(\Gamma - 2\sigma)} - 1}{(\Gamma - 2\sigma)(\gamma + i\Delta_{\mathbf{k}} + \sigma)} - \frac{2\sigma(-1 + e^{\tau(\gamma + \Gamma + i\Delta_{\mathbf{k}} - \sigma)})}{(\gamma + i\Delta_{\mathbf{k}} - \sigma)(\gamma + i\Delta_{\mathbf{k}} + \sigma)(\gamma + \Gamma + i\Delta_{\mathbf{k}} - \sigma)} - \frac{1}{(\Gamma + 2\sigma)(\gamma + i\Delta_{\mathbf{k}} - \sigma)} \right) \\ & \cdot e^{-\Gamma\tau - (\gamma + i\Delta_{\mathbf{k}})(t - \tau)} \\ & + \left( -\frac{e^{\tau(\Gamma - 2\sigma)} - 1}{(\Gamma - 2\sigma)(-\gamma - i\Delta_{\mathbf{k}} + \sigma)} - \frac{2\sigma e^{\tau(-(\gamma - \Gamma + i\Delta_{\mathbf{k}} + \sigma))} (-1 + e^{\tau(\gamma - \Gamma + i\Delta_{\mathbf{k}} + \sigma)})}{(\gamma + i\Delta_{\mathbf{k}} - \sigma)(\gamma + i\Delta_{\mathbf{k}} + \sigma)(\gamma - \Gamma + i\Delta_{\mathbf{k}} + \sigma)} + \frac{1}{(\Gamma + 2\sigma)(\gamma + i\Delta_{\mathbf{k}} + \sigma)} \right) \\ & \cdot e^{-\Gamma\tau - (\gamma + i\Delta_{\mathbf{k}})(t - \tau)} \left. \right]. \quad (\text{S9}) \end{aligned}$$

The probe susceptibility is given by

$$\begin{aligned} \chi(\mathbf{k}, \omega) & \simeq \frac{p_{\text{vc}}^{0(3)}(\mathbf{k}, \omega)}{\mathcal{E}_t(\omega)} \\ &= \frac{id_{\text{cv}} |d_{\text{cv}}|^2 \left| \tilde{\mathcal{E}}_p \right|^2}{u_{\mathbf{k}}^+ u_{\mathbf{k}}^-} \\ & \cdot \left[ \frac{4e^{-(\gamma + \sigma)\tau} e^{i\tau(\Omega - \varepsilon_{\mathbf{k}} + \varrho_{\mathbf{k}})\sigma}}{(i\gamma + \omega - \varepsilon_{\mathbf{k}} + \varrho_{\mathbf{k}}) v_{\mathbf{k}}^-} - \frac{4e^{-(\sigma - \gamma)\tau} e^{i\tau(-\Omega + \varepsilon_{\mathbf{k}} - \varrho_{\mathbf{k}})\sigma}}{(i\Gamma + i\sigma + \omega - \Omega) v_{\mathbf{k}}^+} - \frac{8ie^{-(\sigma - \gamma)\tau} e^{i\tau(-\Omega + \varepsilon_{\mathbf{k}} - \varrho_{\mathbf{k}})\sigma}}{(i\gamma + \omega - \varepsilon_{\mathbf{k}} + \varrho_{\mathbf{k}})(i\Gamma + i\sigma + \omega - \Omega) v_{\mathbf{k}}^+} \right. \\ & \left. + e^{-\Gamma\tau}(\dots) + e^{-2\sigma\tau}(\dots) \right], \quad (\text{S10}) \end{aligned}$$

where  $u_{\mathbf{k}}^{\pm} = i\gamma \pm i\sigma + \Omega - \varepsilon_{\mathbf{k}} + \varrho_{\mathbf{k}}$ ,  $v_{\mathbf{k}}^{\pm} = i\gamma \pm i\Gamma \mp i\sigma + \Omega - \varepsilon_{\mathbf{k}} + \varrho_{\mathbf{k}}$ , and  $(\dots)$  represents an abbreviation of  $\tau$  independent part of the corresponding term. The third term is shown in the main text.

Next, we consider the contribution from electrons coupled to bosons to the interference. The additional Hamiltonian due to boson degrees of freedom is

$$\mathcal{H}_{\text{ph}} = \sum_{\mathbf{q}} \omega_{\mathbf{q}} a_{\mathbf{q}}^{\dagger} a_{\mathbf{q}} + \sum_{\mathbf{k}, \mathbf{q}} g_{\mathbf{q}} (a_{-\mathbf{q}}^{\dagger} + a_{\mathbf{q}}) (c_{\mathbf{k}+\mathbf{q}}^{\dagger} c_{\mathbf{k}} + c_{\mathbf{v}\mathbf{k}+\mathbf{q}}^{\dagger} c_{\mathbf{v}\mathbf{q}}),$$

where  $a_{\mathbf{q}}$  is an annihilation operator for bosons with momentum  $\mathbf{q}$ ,  $\omega_{\mathbf{q}}$  is boson frequency, and  $g_{\mathbf{q}}$  is an electron-boson coupling constant. Total polarization is given by  $p_{\text{vc}}(\mathbf{k}, t) = p_{\text{vc}}^0(\mathbf{k}, t) + p_{\text{vc}}^b(\mathbf{k}, t)$ , where  $p_{\text{vc}}^0(\mathbf{k}, t)$  is from one-particle contribution as discussed above, and  $p_{\text{vc}}^b(\mathbf{k}, t)$  is from the electron-boson coupling.

If carriers are created by optical pulses, the wave function is a superposition of states in the conduction and valence bands. As long as this phase coherence is maintained, i.e., at times shorter than the dephasing time, the carriers are not in definite-energy eigenstates, which requires the non-Markovian description of relaxation. To obtain the quantum kinetic equation with non-Markovian relaxation, we use the Keldysh nonequilibrium Green's function that is two-time generalization of the density matrix. Two characteristic timescales of the scattering time and the duration of the interaction process determine the dynamics of carriers. Optical Bloch equation with electron-boson coupling is given by using the nonequilibrium Green's function and reads

$$\begin{aligned} \left( \frac{\partial}{\partial t} + i\{\varepsilon_{\mathbf{k}} - \varrho_{\mathbf{k}} - i\gamma\} \right) p_{\text{vc}}(\mathbf{k}, t) = & d_{\text{cv}} \mathcal{E}(\mathbf{r}, t) \{1 - 2f_{\text{c}}(\mathbf{k})\} \\ & + (-i) \sum_{\mathbf{q}} [g_{\mathbf{q}}^2 \mathcal{N}_{\mathbf{q}} \{P_{\text{vc}}^+(\mathbf{k}, \mathbf{k} + \mathbf{q}, t) - P_{\text{vc}}^+(\mathbf{k} - \mathbf{q}, \mathbf{k}, t)\}] \\ & + (-i) \sum_{\mathbf{q}} [\mathcal{N}_{\mathbf{q}} \leftrightarrow \mathcal{N}_{\mathbf{q}} + 1, \omega_{\mathbf{q}} \leftrightarrow -\omega_{\mathbf{q}}], \end{aligned} \quad (\text{S11})$$

$$\left( \frac{\partial}{\partial t} + i\{\varepsilon_{\mathbf{k}+\mathbf{q}} - \varrho_{\mathbf{k}} - \omega_{\mathbf{q}} - i\gamma\} \right) P_{\text{vc}}^+(\mathbf{k}, \mathbf{k} + \mathbf{q}, t) = i\{p_{\text{vc}}(\mathbf{k} + \mathbf{q}, t) - p_{\text{vc}}(\mathbf{k}, t)\}, \quad (\text{S12})$$

and

$$\left( \frac{\partial}{\partial t} + \Gamma \right) f_{\text{c}}(\mathbf{k}, t) = -2\text{Im} [d_{\text{cv}} \mathcal{E}(t) p_{\text{vc}}^*(\mathbf{k}, t)], \quad (\text{S13})$$

where  $P_{\text{vc}}^+(\mathbf{k}, \mathbf{k} + \mathbf{q}, t)$  is boson-assisted excitonic transitions,  $\gamma$  accounts for all dephasing processes other than electron-boson scattering, and  $\mathcal{N}_{\mathbf{q}} = \frac{1}{e^{\omega_{\mathbf{q}}/k_B T} - 1}$  is a thermal magnon distribution [S1, S2]. Solving the equation of motion, we obtain

$$\begin{aligned} p_{\text{vc}}^b(\mathbf{k}, t) = & \int_{-\infty}^t dt' e^{-i\{\varepsilon_{\mathbf{k}} - \varrho_{\mathbf{k}} - i\gamma\}(t-t')}. \\ & \cdot (-i) \left[ \sum_{\mathbf{q}} [g_{\mathbf{q}}^2 \mathcal{N}_{\mathbf{q}} \{P_{\text{vc}}^+(\mathbf{k}, \mathbf{k} + \mathbf{q}, t') - P_{\text{vc}}^+(\mathbf{k} - \mathbf{q}, \mathbf{k}, t')\}] + \sum_{\mathbf{q}} [\mathcal{N}_{\mathbf{q}} \leftrightarrow \mathcal{N}_{\mathbf{q}} + 1, \omega_{\mathbf{q}} \leftrightarrow -\omega_{\mathbf{q}}] \right], \end{aligned} \quad (\text{S14})$$

where the last term means the replacement of  $\mathcal{N}_{\mathbf{q}}$  with  $\mathcal{N}_{\mathbf{q}} + 1$  and  $\omega_{\mathbf{q}}$  with  $-\omega_{\mathbf{q}}$  on the previous terms.  $P_{\text{vc}}^{+(3)}(\mathbf{k}, \mathbf{k} + \mathbf{q}, t)$  and  $p_{\text{vc}}^{b(3)}(\mathbf{k}, t)$  are written by

$$\begin{aligned} P_{\text{vc}}^{+(3)}(\mathbf{k}, \mathbf{k} + \mathbf{q}, t) = & \int_{-\infty}^t du e^{-i(t-u)(\varepsilon_{\mathbf{k}+\mathbf{q}} - i\gamma - \omega_{\mathbf{q}} - \varrho_{\mathbf{k}})} \cdot i[p_{\text{vc}}^{(3)}(\mathbf{k} + \mathbf{q}, u) - p_{\text{vc}}^{(3)}(\mathbf{k}, u)] \\ \simeq & \int_{-\infty}^t du e^{-i(t-u)(\varepsilon_{\mathbf{k}+\mathbf{q}} - i\gamma - \omega_{\mathbf{q}} - \varrho_{\mathbf{k}})} \cdot i[p_{\text{vc}}^{0(3)}(\mathbf{k} + \mathbf{q}, u) - p_{\text{vc}}^{0(3)}(\mathbf{k}, u)] \end{aligned} \quad (\text{S15})$$

and

$$\begin{aligned} p_{\text{vc}}^{b(3)}(\mathbf{k}, t) = & (-i) \sum_{\mathbf{q}} g_{\mathbf{q}}^2 \mathcal{N}_{\mathbf{q}} \int_{-\infty}^t du e^{-i(\varepsilon_{\mathbf{k}} - \varrho_{\mathbf{k}} - i\gamma)(t-u)} \left\{ P_{\text{vc}}^{+(3)}(\mathbf{k}, \mathbf{k} + \mathbf{q}, u) - P_{\text{vc}}^{+(3)}(\mathbf{k} - \mathbf{q}, \mathbf{k}, u) \right\} \\ & + [\mathcal{N}_{\mathbf{q}} \leftrightarrow \mathcal{N}_{\mathbf{q}} + 1, \omega_{\mathbf{q}} \leftrightarrow -\omega_{\mathbf{q}}], \end{aligned} \quad (\text{S16})$$



respectively. If  $\tilde{\mathcal{E}}_p(t) = \tilde{\mathcal{E}}_p \delta(t)$  is used, we obtain

$$\begin{aligned}
\chi^b(\mathbf{k}, \omega) &\simeq \frac{p_{\text{vc}}^{(3)}(\mathbf{k}, \omega)}{\mathcal{E}_t(\omega)} \\
&= \sum_{\mathbf{q}} g_{\mathbf{q}}^2 \mathcal{N}_{\mathbf{q}} \frac{2d_{\text{cv}} \theta(\tau) |d_{\text{cv}}|^2 |\tilde{\mathcal{E}}_p|^2 e^{-\Gamma\tau}}{(i\gamma - \varepsilon_{\mathbf{k}} + \varrho_{\mathbf{k}} + \omega)^2} \\
&\quad \cdot \left[ \left( \frac{\varepsilon_{\mathbf{k}} - \varepsilon_{\mathbf{k}-\mathbf{q}} + \varrho_{\mathbf{k}-\mathbf{q}} - \varrho_{\mathbf{k}}}{(i\gamma - \varepsilon_{\mathbf{k}-\mathbf{q}} + \varrho_{\mathbf{k}-\mathbf{q}} + \omega)(i\gamma + \omega_{\mathbf{q}} - \varepsilon_{\mathbf{k}} + \varrho_{\mathbf{k}-\mathbf{q}} + \omega)} - \frac{-\varepsilon_{\mathbf{k}} + \varepsilon_{\mathbf{k}+\mathbf{q}} - \varrho_{\mathbf{k}+\mathbf{q}} + \varrho_{\mathbf{k}}}{(i\gamma - \varepsilon_{\mathbf{k}+\mathbf{q}} + \varrho_{\mathbf{k}+\mathbf{q}} + \omega)(i\gamma + \omega_{\mathbf{q}} - \varepsilon_{\mathbf{k}+\mathbf{q}} + \varrho_{\mathbf{k}} + \omega)} \right) \right] \\
&\quad + [\mathcal{N}_{\mathbf{q}} \leftrightarrow \mathcal{N}_{\mathbf{q}} + 1, \omega_{\mathbf{q}} \leftrightarrow -\omega_{\mathbf{q}}]. \tag{S17}
\end{aligned}$$

When the pump pulse is represented by the delta function, we cannot obtain the oscillating term  $e^{i(\omega-\Omega)\tau}$ , even if we take into account the boson-assisted transition.

If pump pulse is written by  $\mathcal{E}_p(t) = \mathcal{E}_p e^{-\sigma|t|}$ , we obtain

$$\begin{aligned}
\chi^b(\mathbf{k}, \omega) &\simeq \frac{p_{\text{vc}}^{(3)}(\mathbf{k}, \omega)}{\mathcal{E}_t(\omega)} \\
&= \sum_{\mathbf{q}} g_{\mathbf{q}}^2 \mathcal{N}_{\mathbf{q}} \cdot 4i\sigma d_{\text{cv}} |d_{\text{cv}}|^2 |\tilde{\mathcal{E}}_p|^2 \\
&\quad \cdot \left[ \frac{e^{-\tau(\sigma-\gamma)} e^{i\tau(-\Omega+\varepsilon_{\mathbf{k}}-\varrho_{\mathbf{k}})} (-i\gamma - 2i\Gamma - \omega + \varepsilon_{\mathbf{k}} - \varrho_{\mathbf{k}}) (2i\gamma + 2\omega - \varepsilon_{\mathbf{k}} - \varepsilon_{\mathbf{k}+\mathbf{q}} + \varrho_{\mathbf{k}} + \varrho_{\mathbf{k}-\mathbf{q}} + 2\omega_{\mathbf{q}})}{(i\Gamma + i\sigma + \omega - \Omega) (i\gamma + \omega - \varepsilon_{\mathbf{k}} + \varrho_{\mathbf{k}})^2 (i\gamma + \omega - \varepsilon_{\mathbf{k}+\mathbf{q}} + \varrho_{\mathbf{k}} + \omega_{\mathbf{q}}) (i\gamma + \omega - \varepsilon_{\mathbf{k}} + \varrho_{\mathbf{k}-\mathbf{q}} + \omega_{\mathbf{q}}) v_{\mathbf{k}}^+ u_{\mathbf{k}}^+ u_{\mathbf{k}}^-} \right. \\
&\quad + \frac{e^{-(\sigma-\gamma)\tau} e^{i\tau(-\Omega+\varepsilon_{\mathbf{k}+\mathbf{q}}-\varrho_{\mathbf{k}+\mathbf{q}})} (i\gamma + 2i\Gamma + \omega - \varepsilon_{\mathbf{k}+\mathbf{q}} + \varrho_{\mathbf{k}+\mathbf{q}})}{(i\Gamma + i\sigma + \omega - \Omega) (i\gamma + \omega - \varepsilon_{\mathbf{k}} + \varrho_{\mathbf{k}}) (i\gamma + \omega - \varepsilon_{\mathbf{k}+\mathbf{q}} + \varrho_{\mathbf{k}+\mathbf{q}}) (i\gamma + \omega - \varepsilon_{\mathbf{k}+\mathbf{q}} + \varrho_{\mathbf{k}} + \omega_{\mathbf{q}}) v_{\mathbf{k}+\mathbf{q}}^+ u_{\mathbf{k}+\mathbf{q}}^+ u_{\mathbf{k}+\mathbf{q}}^-} \\
&\quad + \frac{e^{-\tau(\sigma-\gamma)} e^{i\tau(-\Omega+\varepsilon_{\mathbf{k}-\mathbf{q}}-\varrho_{\mathbf{k}-\mathbf{q}})} (i\gamma + 2i\Gamma + \omega - \varepsilon_{\mathbf{k}-\mathbf{q}} + \varrho_{\mathbf{k}-\mathbf{q}})}{(i\Gamma + i\sigma + \omega - \Omega) (i\gamma + \omega - \varepsilon_{\mathbf{k}} + \varrho_{\mathbf{k}}) (i\gamma + \omega - \varepsilon_{\mathbf{k}-\mathbf{q}} + \varrho_{\mathbf{k}-\mathbf{q}}) (i\gamma + \omega - \varepsilon_{\mathbf{k}} + \varrho_{\mathbf{k}-\mathbf{q}} + \omega_{\mathbf{q}}) v_{\mathbf{k}-\mathbf{q}}^+ u_{\mathbf{k}-\mathbf{q}}^+ u_{\mathbf{k}-\mathbf{q}}^-} \\
&\quad + \frac{e^{-(\gamma+\sigma)\tau} e^{i\tau(\Omega-\varepsilon_{\mathbf{k}}+\varrho_{\mathbf{k}})} (2i\gamma + 2\omega - \varepsilon_{\mathbf{k}} - \varepsilon_{\mathbf{k}+\mathbf{q}} + \varrho_{\mathbf{k}} + \varrho_{\mathbf{k}-\mathbf{q}} + 2\omega_{\mathbf{q}})}{(-i\gamma - \omega + \varepsilon_{\mathbf{k}} - \varrho_{\mathbf{k}})^2 (-i\gamma - \omega + \varepsilon_{\mathbf{k}} - \varrho_{\mathbf{k}-\mathbf{q}} - \omega_{\mathbf{q}}) (-i\gamma - \omega + \varepsilon_{\mathbf{k}+\mathbf{q}} - \varrho_{\mathbf{k}} - \omega_{\mathbf{q}}) v_{\mathbf{k}}^- u_{\mathbf{k}}^+ u_{\mathbf{k}}^-} \\
&\quad - \frac{e^{-(\gamma+\sigma)\tau} e^{i\tau(\Omega-\varepsilon_{\mathbf{k}+\mathbf{q}}+\varrho_{\mathbf{k}+\mathbf{q}})} }{(-i\gamma - \omega + \varepsilon_{\mathbf{k}} - \varrho_{\mathbf{k}}) (-i\gamma - \omega + \varepsilon_{\mathbf{k}+\mathbf{q}} - \varrho_{\mathbf{k}+\mathbf{q}}) (-i\gamma - \omega + \varepsilon_{\mathbf{k}+\mathbf{q}} - \varrho_{\mathbf{k}} - \omega_{\mathbf{q}}) v_{\mathbf{k}+\mathbf{q}}^- u_{\mathbf{k}+\mathbf{q}}^+ u_{\mathbf{k}+\mathbf{q}}^-} \\
&\quad \left. + \frac{e^{-(\gamma+\sigma)\tau} e^{i\tau(\Omega-\varepsilon_{\mathbf{k}-\mathbf{q}}+\varrho_{\mathbf{k}-\mathbf{q}})} }{(-i\gamma - \omega + \varepsilon_{\mathbf{k}} - \varrho_{\mathbf{k}}) (-i\gamma - \omega + \varepsilon_{\mathbf{k}-\mathbf{q}} - \varrho_{\mathbf{k}-\mathbf{q}}) (-i\gamma - \omega + \varepsilon_{\mathbf{k}} - \varrho_{\mathbf{k}-\mathbf{q}} - \omega_{\mathbf{q}}) v_{\mathbf{k}-\mathbf{q}}^- u_{\mathbf{k}-\mathbf{q}}^+ u_{\mathbf{k}-\mathbf{q}}^-} \right] \\
&\quad + [\mathcal{N}_{\mathbf{q}} \leftrightarrow \mathcal{N}_{\mathbf{q}} + 1, \omega_{\mathbf{q}} \leftrightarrow -\omega_{\mathbf{q}}] + (\dots). \tag{S18}
\end{aligned}$$

The first term is shown in the main text.

## S2: TIME-DEPENDENT OPTICAL CONDUCTIVITY IN NONEQUILIBRIUM STATE

Using the method discussed in Ref [S3, S4], we obtain optical conductivities in nonequilibrium system. In order to identify the response of the system with respect to later probe pulses, a subtraction is necessary, i.e., two successive steps are involved in order to calculate the optical conductivity in nonequilibrium. First, a time-evolution process that describes the nonequilibrium development of the system in the absence of a probe pulse is evaluated, which gives rise to  $j_{\text{pump}}(t)$ . Secondly, in the presence of an additional probe pulse, we get  $j_{\text{total}}(t, \tau)$ . The subtraction of  $j_{\text{pump}}(t)$  from  $j_{\text{total}}(t, \tau)$  produces the required  $j_{\text{probe}}(t, \tau)$ , i.e., the variation of the current expectations due to the presence of the probe pulse. Then, the optical conductivity in nonequilibrium is proposed to be

$$\sigma(\omega, \tau) = \frac{j_{\text{probe}}(\omega, \tau)}{i(\omega + i\eta) L A_{\text{probe}}(\omega)}, \tag{S19}$$

where  $A_{\text{probe}}(\omega)$  is the Fourier transform of the vector potential of probe pulses, and  $L$  is the number of sites.

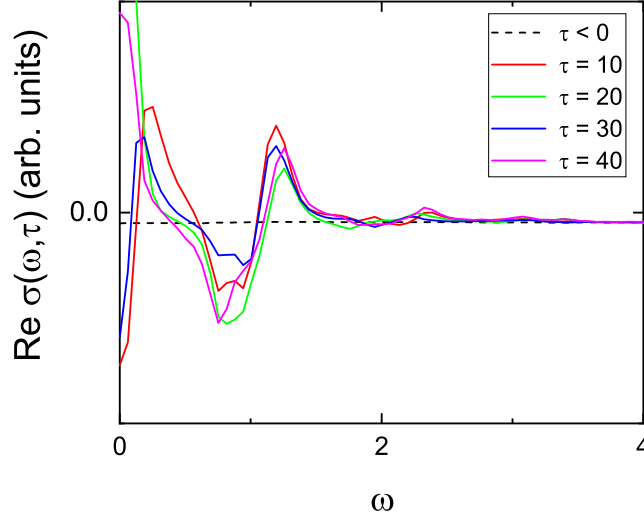


FIG. S1.  $\text{Re} \sigma(\omega, \tau)$  in the 1D half-filled Hubbard chain with  $L = 10$  and  $U = 10$  before pumping ( $\tau < 0$ ) and after pumping ( $\tau = 10, 20, 30$ , and  $40$ ).

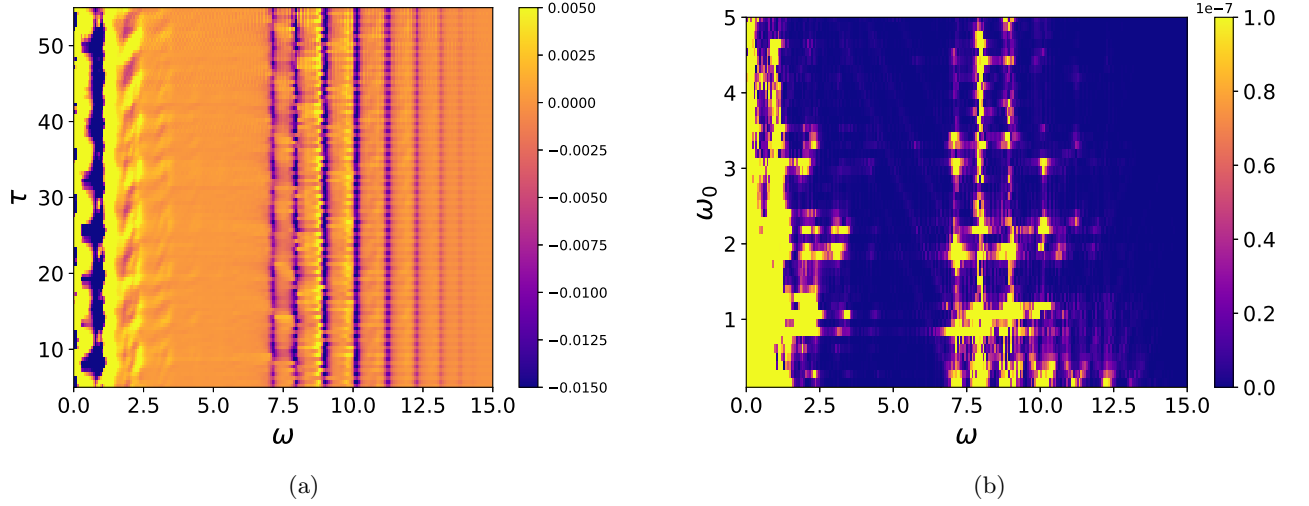


FIG. S2. (a) Contour map representation of  $\text{Re} \sigma(\omega, \tau) - \text{Re} \sigma(\omega)$  in the 1D half-filled Hubbard chain with  $L = 10$  and  $U = 10$ . (b) Contour representation of the Fourier power spectra of  $\text{Re} \sigma(\omega, \tau)$  with respect to  $\tau$ .  $\omega_0$  represents the frequency with respect to  $\tau$ .

We find photoinduced spectral weights at  $\omega \simeq 1.2, 2.2$ , and  $3.3$  inside the Mott gap as shown in Fig. S1. Low-energy in-gap excitation comes from the excitation from the optically allowed to forbidden state [S3]. These energies correspond to the energy differences between the optically allowed populated state with the odd parity at  $\omega = 7.1$  to the optically forbidden states with the even parity.

Contour map representation of  $\text{Re} \sigma(\omega, \tau) - \text{Re} \sigma(\omega)$  is shown in Fig. S2 (a). We find that the oscillating structures in time depend on  $\omega$ . To analyze the frequency that depends on  $\omega$ , we examine the Fourier power spectra of  $\text{Re} \sigma(\omega, \tau)$  with respect to  $\tau$  as shown in Fig. S2 (b), where  $\omega_0$  represents the frequency with respect to  $\tau$ . The power spectra at  $\omega = 7.10, 7.92, 8.98, 10.08$ , and  $11.18$  are shown in Fig. 2 (f)-(j) in the main text, respectively. Figure 2 (h)-(j) in the main text can be understood as discussed in the main text. In Fig. 2 (h) in the main text, we find peak structures at  $\omega_0 = 1.2$  and  $1.88$ . The frequency  $\omega_0 = 1.2$  corresponds to the energy of photoinduced low-energy state, which

comes from the Rabi oscillation of the odd- and even-parity states. The origin of the structure at  $\omega_0 = 1.88$  comes from the interference effect that gives rise to the energy difference between the two states with the odd parity, i.e.  $\omega - \Omega = 8.98 - 7.10 = 1.88$ . In Fig. 2 (i), we find peak structures at  $\omega_0 = 1.2, 2.2$ , and  $2.98$ . The frequencies  $\omega_0 = 1.2$  and  $2.2$  correspond to the energy of photoinduced low-energy states. The origin of the structure at  $\omega_0 = 2.98$  comes from the interference effect. In Fig. 2 (j), we find peak structures at  $\omega_0 = 2.2, 3.3$ , and  $4.08$ . The frequencies  $\omega_0 = 2.2$  and  $3.3$  correspond to the energy of photoinduced low-energy states. The origin of the structure at  $\omega_0 = 4.08$  is comes the interference effect.

In order to obtain the contribution from the interference, three conditions are needed. First, we should not impose a step function on the vector potential, but the Gaussian function to give the electric field of the probe pulse. Although the the same optical conductivity is obtained in equilibrium by using the two kinds of vector potentials of the probe pulse, it is not true in nonequilibrium [S4]. If we impose the step function on the vector potential of the probe pulse, we cannot obtain the spectral weights originated from the interference. An oscillating probe field with a central frequency will be needed to interfere with a pump pulse. Second, in order to generate the interference, the frequency of a pump and probe pulse should be (nearly) the same. Third, the spectral width of the pump pulse should not be too small. As discussed in the main text, the cooperation of electronic states in band structure is important for persisting the information of the pump pulse. To excite electronic states with wide range of energy above the Mott gap, we have to use the pump pulse whose spectrum covers some energy levels.

- 
- [S1] H. Haug and A.-P. Jauho, *Quantum Kinetics in Transport and Optics of Semiconductors* (Springer-Verlag, Berlin, 1996).
  - [S2] W. Schäfer and M. Wegener, *Semiconductor Optics and Transport Phenomena* (Springer, Berlin, 2002).
  - [S3] H. Lu, C. Shao, J. Bonča, D. Manske, and T. Tohyama, Phys. Rev. B **91**, 245117 (2015).
  - [S4] C. Shao, T. Tohyama, H.-G. Luo, and H. Lu, Phys. Rev. B **93**, 195144 (2016).