

# Sending or not sending: Twin-field quantum key distribution with large misalignment error

Xiang-Bin Wang,<sup>1,2,4\*†</sup> Zong-Wen Yu<sup>3</sup>, and Xiao-Long Hu<sup>1</sup>

<sup>1</sup>*State Key Laboratory of Low Dimensional Quantum Physics, Department of Physics, Tsinghua University, Beijing 100084, Peoples Republic of China*

<sup>2</sup>*Synergetic Innovation Center of Quantum Information and Quantum Physics, University of Science and Technology of China Hefei, Anhui 230026, China*

<sup>3</sup>*Data Communication Science and Technology Research Institute, Beijing 100191, China*

<sup>4</sup>*Jinan Institute of Quantum technology, SAICT, Jinan 250101, Peoples Republic of China*

Based on the novel idea of twin-field quantum key distribution (TF-QKD, by M. Lucamarini, Z. L. Yuan, J. F. Dynes and A. J. Shields, Nature 2018, and <https://doi.org/10.1038/s41586-018-0066-6>), we present a protocol named as “sending or not sending TF-QKD” protocol which can tolerate large misalignment error. The revolutionary theoretical breakthrough in quantum communication, TF-QKD, changes the channel-loss dependence of the key rate from linear to square root. However, it demands the challenging technology of long distance single-photon interference, and also, as stated in the original paper, the security proof was not finalized there due to the possible effects of the afterwards announced phase information. Here we first show by a concrete Eavesdropping scheme that the afterwards phase announcement do have important effects and the traditional formulas of decoy-state method does not apply. We then present our “sending or not sending” protocol. Our protocol does not take post selection for the bits in  $Z$  basis (signal pulses) and hence the traditional decoy-state method directly apply. This on the one hand automatically resolves the issue of security proof, on the other hand, most importantly, largely relieved the demanding task of precise alignment of single-photon interference. As shown numerically, our protocol can access a secure distance longer than 700 km even though the misalignment error rate is 15%. In the case of zero alignment error, our protocol can exceed a secure distance of 800 km.

## I. INTRODUCTION

Quantum key distribution (QKD) [1, 2] can in principle present secure private communications with its security guaranteed by principles of quantum physics. With the development [3-13] in both theory and experiment, it is more and more hoped to be extensively applied in practice, though there are barriers for so. Among all barriers, channel loss of long distance QKD is the major one [5, 7].

Very recently, a revolutionary theoretical progress was made by Lucamarini et al.. They proposed the novel idea of twin-field quantum key distribution (TF-QKD) [9] which has historically changed the relationship between key rate and the channel loss from linearly dependent to square root dependent. Consequently, the TF-QKD makes a great breakthrough of a secure distance longer than 500 km. However, as was stated in the original article [9], the security is not finally completed because the possible effects of afterwards announcement of the phase information are not taken into consideration. As shown by a concrete scheme in the appendix, we find that the phase information announced afterwards makes the traditional formulas of the decoy state method [11-13] do not apply to the original protocol [9]. In fact given the

scheme in the appendix, the fraction of single-photon bits among all raw bits must be not less than 50%, otherwise Eve may have full information to all bits without causing any disturbance. Although one may naturally turn to the key rate formulas for non-random-phase coherent states to resolve the issue, but in this path, the lower bound limit of 50% single-photon bits is still there. This definitely limits the key rate and also demands a very small tolerable error rate in the protocol. On the other hand, TF-QKD relied on the challenging technology of long distance single-photon interference, which may produce large misalignment error. Here we construct a “sending or not sending” TF-QKD protocol where there is no phase-slice dependent post selection for signal bits. Not only this itself increases the amount of key bits, but also, this makes the traditional calculation formulas for the decoy state method directly apply, the security proof is automatically completed and the less efficient key rate formula for non-phase-random coherent states is not necessary. Most importantly, our protocol can tolerate large misalignment error rate due to the long distance single-photon interference.

## II. SENDING OR NOT SENDING PROTOCOL

**Step 0.** At any time window  $i$ , as requested by the TF-QKD, Alice and Bob take random phase shifts  $\delta_A, \delta_B$  to their coherent states from the reference light which is supposed to send to Charlie. Charlie is also supposed to

---

\*Email Address: xbwang@mail.tsinghua.edu.cn

<sup>†</sup>Also a member of Center for Atomic and Molecular Nanosciences at Tsinghua University

do appropriate phase compensation, but he is possibly dishonest.

**Step 1.** At any time window  $i$ , Alice (Bob) independently determines whether it is a decoy window or a signal window. If it is a decoy window, she (he) sends out a decoy pulse with random phase shift  $\delta_A$  ( $\delta_B$ ) to Charlie; if it is a signal window, she (he) sends out a signal pulse by probability  $\epsilon$  and she does not send anything by probability  $1 - \epsilon$  to Charlie.

Note: This sending by small probability  $\epsilon$  or not sending by probability  $1 - \epsilon$  is the heart of our protocol.

**Step 2.** In the protocol, Charlie is supposed to measure all twin-fields after taking phase compensation by a beam splitter and announce the measurement outcome.

Note: For simplicity, we define  $|z_0\rangle = |01\rangle$  ( $|z_1\rangle = |10\rangle$ ) for the state of nothing from Alice (Bob) and one photon from Bob (Alice). We regard  $|z_0\rangle, |z_1\rangle$  as states in  $Z$  basis. Also, we regard  $|x_{\pm}\rangle = \frac{1}{\sqrt{2}}(|z_0\rangle \pm |z_1\rangle)$  as states in  $X$  basis. We define an *effective event* by the following criterion: (i) If Charlie announces only one detector counting in a signal window, it is an effective event; (ii) if Charlie announces only one detector counting in a decoy window and corresponding to that time window, the pre-chosen values  $\delta_A, \delta_B$  satisfy

$$1 - |\cos(\delta_A - \delta_B)| \leq |\lambda| \quad (1)$$

Also, if a two-mode quantum state from Alice and Bob has caused an effective event, the state is regarded as an *effective state*

**Step 3.** Alice and Bob announce which time windows are decoy windows and which time windows are signal windows. Moreover, they announce details for intensities of pulses sent from decoy windows and values  $\delta_A, \delta_B$  they used.

**Step 4.** They randomly choose some effective states from signal windows and announce them. By this they can know the bit-error rate,  $E^Z$ . After this error test, the remaining bits presented by effective states are put to set  $\mathcal{K}$ . They will be distilled for the final key.

Note: We define bit values by effective states from signal windows. If Alice has sent out a signal state and Bob has not sent out anything, it is a bit value 1, and, if Alice has not sent out anything and Bob has sent out a signal state, it is a bit value 0. For any effective event happens at a signal window, Alice (Bob) judges the bit value in this way: if she (he) has sent out a signal pulse, she (he) denotes a bit value 1 (0); if she (he) has sent out nothing, she denotes a bit value 0 (1). One can see straightly, when both Alice and Bob have sent nothing, or both of them have sent signal states, the effective state will cause a wrong bit. In such a case, the bit value denoted by Alice is different from the bit value denoted by Bob.

**Step 5.** They use the announced data from decoy windows to calculate the single-photon counting rate  $s_1$  for the signal bits. Define a  $\mathcal{D}$ -pair as the decoy-pulse pair whose two pulses have the same intensity and satisfies Eq.(1). We *define* that an  $X$ -bit is created whenever an effective event is caused by a  $\mathcal{D}$ -pair. We have the fol-

lowing criterion: A right  $X$ -bit is the left (right) detector clicking caused by a  $\mathcal{D}$ -pair with positive (negative) value of  $\cos(\delta_A - \delta_B)$ . A wrong  $X$ -bit is the right (left) detector clicking caused by a  $\mathcal{D}$ -pair with positive (negative) value of  $\cos(\delta_A - \delta_B)$ . Given the observed error rate in  $X$ -basis and  $s_1$ , the phase-flip error rate  $e_1^{ph}$  for bit-values in set  $\mathcal{G}$  can be calculated. Set  $\mathcal{G}$  contains those bit values in set  $\mathcal{K}$  caused by single-photons in the signal windows when one party from Alice and Bob decides to send a signal states.

**Step 6.** They distill the final key from bits in set  $\mathcal{K}$  with the key rate formula

$$N_f = n_1 - n_1 H(e_1^{ph}) - n_t f H(E^Z) \quad (2)$$

$N_f$ : number of final bits,  $n_1$ : number of bits caused by single-photon state in set  $\mathcal{G}$  at Step 5,  $n_t$ : number bits in set  $\mathcal{K}$ ,  $H(x) = -x \log x - (1-x) \log(1-x)$ : binary entropy function, and  $f$ : error correction efficiency factor.

### III. SECURITY ANALYSIS

First, one may argue that there are afterwards announcement of phase information for decoy pulses, how to guarantee the validity of traditional decoy-state method here, e.g., Eq.(2). Since the phase shift information of signal pulses are never announced, we can regard signal pulses as classical mixture of different photon number states. What we want to know is the number of single-photon-caused bits and their phase-flip error rate from signal bits. Once we know the facts, they do not change by any action outside the lab. Consider a virtual protocol where Alice and Bob secretly decided the random phase shift values prior to the protocol. In such a case, our calculations at Step 6 above is obviously solid. Note that the values of single-photon counts and phase-flip error rate are objective facts which do not change by any outside actions. After Alice and Bob know the fact, they can announce the phase information of all decoy pulses. But they can also choose to first announce the phase information and then calculate the crucial values for the signal bits, because no one knows at which time they have done the calculation. In such a case, they do not need to predetermine the random phase values, they just use the protocol we proposed above. Also, there is a similar story in the MDI-QKD: the bases information can not be announced before the states are measured. But it can be announced afterwards, for, the  $X$ -basis states are only used to know the phase-flip value of those qubits in  $Z$  basis.

More clearly, we can design a faster-than-light communication scheme if the post announced phase information can have effects to the security here. Consider two parties. Eve is one party, Alice and Bob are the other party, they stay in the same lab. Initially Alice and Bob shares all  $\delta_A, \delta_B$  values in advance. In the signal pulses, every single photon is actually entangled with another single

photon stored locally. Alice and Bob know exactly which signal pulse sent out contains only one photon. Then, using the decoy-state method, Alice and Bob can distill a number of almost perfect entanglement. They can check their entangled states and verify the high quality entanglement directly. Suppose now Alice leaves for Eve. If in the QKD protocol, post announcing phase information of the decoy states can change the security, in this virtual entanglement distillation protocol, the post announcement *must* change the entangled states with Bob. Therefore, by checking whether those entangled states have changed, Bob knows whether Alice has told Eve the phase information or not. In principle, Eve can be very far from Bob. This actually means faster-than-light communication.

Second, we consider the key rate formula, Eq.(2). Since we have explained the validity of the decoy-state method, we only need to show the validity for perfect single-photon states here. Consider a virtual protocol where there are two parties: Alice and Bob are one party and Eve (Charlie) is the other party. Initially, Alice and Bob prepare two-photon pair states. In any pair, there is a  $\chi$ -photon, the first photon in the pair which will be sent to Eve, and a  $\Phi$ -photon, the second photon which will be stored locally by Alice and Bob in virtual protocols. A pair state is:

$$|\mathcal{T}_2\rangle = \frac{1}{\sqrt{2}}(|\chi^0\rangle|\Phi^0\rangle + |\chi^1\rangle|\Phi^1\rangle) \quad (3)$$

where

$$|\chi^0\rangle = \frac{1}{\sqrt{2}}(|z_0\rangle + e^{i\delta_0+i\phi}|z_1\rangle), \quad |\chi^1\rangle = \frac{1}{\sqrt{2}}(|z_0\rangle - e^{i\delta_0+i\phi}|z_1\rangle);$$

and  $\delta_0$  is randomly chosen by Alice and Bob,  $\phi$  is a random phase unknown to Alice and Bob but known to Eve or Charlie. States  $|\Phi^0\rangle$  and  $|\Phi^1\rangle$  are perfect entangled states of

$$|\Phi^0\rangle = \frac{1}{\sqrt{2}}(|z_0\rangle + |z_1\rangle); \quad |\Phi^1\rangle = \frac{1}{\sqrt{2}}(|z_0\rangle - |z_1\rangle).$$

*Virtual protocol 1.* We divide all pairs into 3 random sets,  $\mathcal{I}, \mathcal{V}, \mathcal{C}$ . Set  $\mathcal{C}$  contains pairs randomly chosen from all pairs. To any photon pair in  $\mathcal{C}$ , value  $\delta_0 = 0$  is always applied for its  $\chi$ -photon. The  $\delta_0$ -values for other photon pairs are chosen randomly, but those pairs with  $1 - |\cos \delta_0| \leq |\lambda|$  are put to set  $\mathcal{V}$  and those pairs with  $1 - |\cos \delta_0| > |\lambda|$  are put to set  $\mathcal{I}$ . Here  $|\lambda|$  value actually determines the size of phase slick[9]. They send all  $\chi$ -photons to Eve. It is easy to show that, those the  $\chi$  photons from whatever sets  $\mathcal{I}, \mathcal{V}$ , or  $\mathcal{C}$  are all identical to Eve, because they all have the same density matrix  $\frac{1}{2}(|z_0\rangle\langle z_0| + |z_1\rangle\langle z_1|)$ . Therefore Eve cannot treat them differently according to which set they are from.

*Definition:* If Charlie announces only one detector clicking and the clicking is due to a  $\chi$ -photon from set  $\mathcal{V}$  or set  $\mathcal{C}$ , we call it an effective event. The corresponding pair and the  $\chi$ -photon and the  $\Phi$ -photon in the same pair are

called an effective pair, effective  $\chi$ -photon and effective  $\Phi$ -photon, respectively.

*Definition:* If Charlie announces that a  $\chi$ -photon from set  $\mathcal{V}$  or set  $\mathcal{C}$  causes only the left (right) detector clicking, we expect its corresponding  $\Phi$ -photon in the same pair to be on state  $|\Phi^0\rangle$  ( $|\Phi^1\rangle$ ). After measure the  $\Phi$ -photon in  $X$ -basis, if we obtain an outcome different from the expected result, this is regarded as an error in  $X$ -basis. We assume perfect local detectors for Alice and Bob in the virtual protocols.

After Eve announces her measurement outcome, the error rate in  $X$ -basis of effective  $\Phi$ -photons in set  $\mathcal{V}$  must be equal to that in set  $\mathcal{C}$ . Therefore we can study the  $X$ -basis error rate  $e_1^X$  of effective  $\Phi$ -photons in set  $\mathcal{V}$ , and distill single-photon entanglement from effective  $\Phi$ -photons in set  $\mathcal{C}$ , regarding  $e_1^X$  as error rate in  $X$ -basis for them. After the distillation, Alice and Bob measure the distilled  $\Phi$ -photons in  $Z$  basis, i.e., basis states  $|z_0\rangle, |z_1\rangle$ , and obtain a secret string with rate  $1 - H(e_1^{ph})$ .

*Virtual protocol 2.* Alice and Bob first measure those  $\Phi$ -photons in set  $\mathcal{C}$  in basis  $|z_0\rangle, |z_1\rangle$ , and also measure  $\Phi$ -photons in set  $\mathcal{I}$  and  $\mathcal{V}$  in  $X$ -basis. They then send all  $\chi$ -photons to Eve. They will do virtual entanglement distillation from those effective  $\Phi$ -photons in set  $\mathcal{C}$ . This protocol and the earlier protocol are identical to Eve because the states she receives in the two protocols are all the same. Alice and Bob can obtain a secret string by the same rate. This protocol has removed quantum memory already. Moreover,  $\Phi$ -photons in set  $\mathcal{I}$  are never used so they are actually not needed. Also, those  $\Phi$ -photons in set  $\mathcal{V}$  are only used to check the error rate by comparing with Eve's announced data, therefore once we know the states of them, they are not needed anymore. So, we can convert the protocol here to the following simpler one:

*Virtual protocol 3.* Alice and Bob send states randomly chosen from set  $\mathcal{C}$  containing states  $|z_0\rangle, |z_1\rangle$  only, and set  $\mathcal{V} \cup \mathcal{I}$  containing states  $|\chi^0\rangle, |\chi^1\rangle$  only and with value of  $\delta_0$  being randomly chosen. For any state  $|\chi^0\rangle, |\chi^1\rangle$ , it belongs to set  $\mathcal{V}$  if  $1 - |\cos \delta_0| \leq |\lambda|$ , and set  $\mathcal{I}$  otherwise. Using the data announced by Charlie for effective states in set  $\mathcal{V}$ , one can estimated the quantity  $e_1^X$  which represents the phase flip error rate  $e_1^{ph}$  for effective states from set  $\mathcal{C}$ . Secret key can thus be distilled from bits caused by effective states from set  $\mathcal{C}$ , with a rate  $1 - H(e_1^{ph})$ .

*Further reduction.* Actually, states for set  $\mathcal{V}$  and set  $\mathcal{I}$  can be post selected. Alice and Bob are spatially separated and they can not determine in advance the set  $\mathcal{V}$ , they can do this equivalently by post selection: Alice takes a random phase shift  $\delta_A$  and Bob takes a random phase shift  $\delta_B$ , after Charlie completes announcement, they announce values of  $\delta_A, \delta_B$ , and set  $|\cos \delta_0| = |\cos(\delta_A - \delta_B)|$  in applying the criterion to label the states for set  $\mathcal{V}$  or  $\mathcal{I}$ . They can then calculate  $e_1^X$  which is also the phase-flip rate for those qubits in  $Z$ -basis (states in set  $\mathcal{C}$ ). Note that, using the same idea as used earlier for the decoy state method with afterwards announced phase information of decoy pulses, one can also show that the post announcement of  $\delta_A, \delta_B$  do not change the security. The

protocol after reduction is now very close to our real protocol, but it still requests Alice and Bob to produce states in set  $\mathcal{C}$  in advance. We need to further reduce the protocol so that Alice and Bob do not have to pre-share anything.

*Real protocol.* In the real protocol, since Alice and Bob are spatially separated, there is no way for them to prepare state  $|10\rangle$  or  $|01\rangle$  exactly without information leakage. Note that for security they cannot discuss on who has sent or not sent a photon now. What we can do is to set a small probability  $\epsilon$  for each of them to send a signal pulse in signal windows. In the signal windows of our real protocol, there are 3 classes of two-mode states. For any two-mode state, with a probability of  $2\epsilon(1-\epsilon)$  it is from class 1: the situation that Alice sends a signal pulse and Bob does not send anything, or Bob sends a signal pulse and Alice does not send anything. With probability of  $(1-\epsilon)^2$  it is from class 2: Neither Alice nor Bob has decided to send anything. And with a probability of  $\epsilon^2$  it is from class 3: Both Alice and Bob have sent a signal state. For the data from signal windows, if we have only used those due to effective states from class 1, the key is exactly same with that in virtual protocol 3 and we can obtain the secure final key with the same rate there. But in our real protocol, we also have a probability of having used states from other classes, class 2 and class 3. For security, we should only use the bits due to effective single-photons of class 1. This comes  $n_1$  in our Eq.(2). Note that as stated in [10], we do not need to know which ones are counts due to single-photons from class 1. Also, we have to do error correction now because effective events caused by class 2 and class 3 will lead to wrong judgement for bit values. We can find the error rate by testing: we choose some effective events from signal windows and let Alice and Bob each announce whether he (she) has sent a signal in that window. Combining the decoy-state method, we finally arrive at the key rate formula Eq.(2).

#### IV. NUMERICAL SIMULATION

In our protocol, we use the traditional formulas for the decoy-state method. Since we don't need any post selection in  $Z$  basis and we only need sending or not sending, there is no misalignment error in this basis. This makes the protocol be able to work with large misalignment from the single-photon interference in  $X$  basis. The results of numerical simulation are summarized in Fig.1 and Fig.2. There we have assumed a detector with dark count rate of  $10^{-11}$ , and the detection efficiency of 80%. An error correction coefficient of 1.1 is set in our calculation. Here, we have only considered the asymptotic result and we have set the phase slice infinitely small. We can do so because in our case we take no post selection in  $Z$  basis. And, at each data, point, we have optimized  $\epsilon$  and the signal pulse intensity so as to obtain the best key rate. We can see that our protocol is so robust to misalignment errors that it can achieve a secure distance

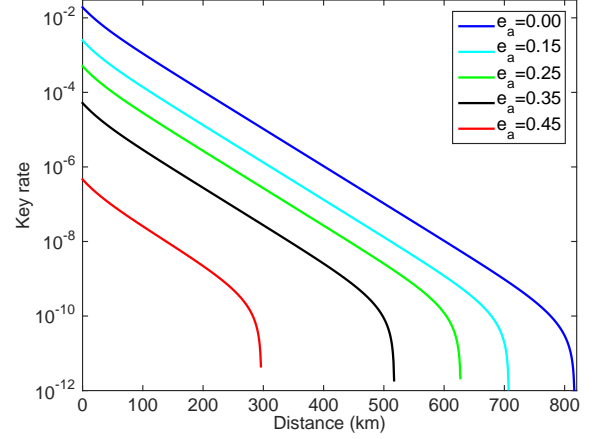


FIG. 1: Log scale of the key rate as a function of the distance between Alice and Bob with different misalignment errors.

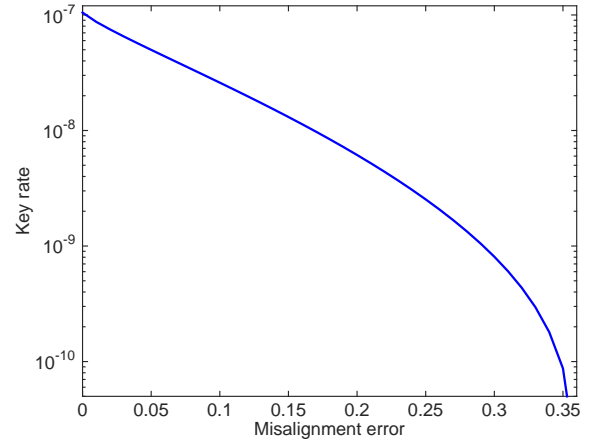


FIG. 2: Log scale of the key rate as a function of the misalignment error when the distance between Alice and Bob is 500 km.

of nearly 300 km even with the misalignment error rate of 45%. When there is no misalignment error, we can reach a distance of more than 800 km. Also, fixed at the distance to be 500 km, the key rates are shown with different misalignment errors. The largest tolerable error rate can be 35%. We believe these have significantly relieved the demanding task of precise single-photon interference over a long distance.

#### V. CONCLUDING REMARK.

In conclusion, following the novel idea of TF-QKD, we proposed the sending or not sending TF-QKD protocol. Our protocol does not need to announce the phase information of signal pulses and hence the traditional decoy-state formulas can be directly applied. The single-photon

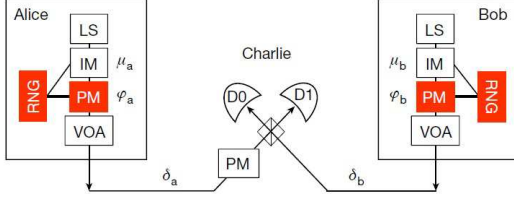


FIG. 3: Schematic picture of TF-QKD taken from [9].

interference is not needed in  $Z$  basis thus the error rate in  $Z$  basis can be negligibly small. This makes the protocol be tolerable to a fairly large error rate in  $X$  basis where single photon interference must be done. Numerical simulation shows that the protocol can exceed a secure distance of 800 km without misalignment error, and more than 700 km with a misalignment error of 15%. Even though the misalignment error for the single-photon interference is as large as 25%, the protocol can still reach a secure distance of more than 600 km. Thanks to the revolutionary progress made by TF-QKD proposed in [9].

### Appendix

Consider the TF-QKD in Fig.3. Suppose coherent state of intensity  $\mu$  is used by each sides for signal pulses. The pulse pairs are phase modulated before being sent out for Charlie. The phase modulation includes the coding phase (0 or  $\pi$ ) at each sides and the random phase shift we assume to be  $\rho$  at both sides. After modulation, the states of signal pulse pairs are two-mode coherent states  $|\psi^+\rangle = |\sqrt{\mu}e^{i\rho}\rangle - \sqrt{\mu}e^{i\rho}\rangle$  for bit value 0 and  $|\psi^-\rangle = |-\sqrt{\mu}e^{i\rho}\rangle|\sqrt{\mu}e^{i\rho}\rangle$  for bit value 1, which will cause clicking of detector  $D0$  only; and also  $|\phi^+\rangle = |\sqrt{\mu}e^{i\rho}\rangle|\sqrt{\mu}e^{i\rho}\rangle$  for bit value 0 and  $|\phi^-\rangle = |-\sqrt{\mu}e^{i\rho}\rangle|-\sqrt{\mu}e^{i\rho}\rangle$  for bit value 1, which will cause the clicking of detector  $D1$  only. Note that the strong reference light is controlled by Eve, here we have assumed the reference phase to be 0 for conciseness. Eve applies the following scheme: **Step 0.** Eve can set whatever channel transmittance. For simplicity, we assume Eve sets the channel transmittance to be 1 here. Consider Fig.1. Before the twin pulses enter the beam splitter, Eve.(Charlie) just honestly does whatever as requested by the TF-QKD protocol. **Step 1** Eve. takes non-destructive crude measurement to project the output light from the beam splitter to vacuum or non vacuum subspace. Suppose she obtains non-vacuum, she stores the detected state and continue the attacking scheme. **Step 2** Eve takes a crude measurement to project the stored state either to the subspace  $\mathcal{S} = \{|1\rangle, |2\rangle\}$  or to the

subspace  $\tilde{\mathcal{S}} = \{|3\rangle, |4\rangle, |5\rangle, \dots\}$ . Suppose the outcome is  $\mathcal{S}$ , she stores the state and continues. **Step 3** Eve. takes the following unitary transformation to her stored state above:  $|1\rangle \rightarrow \sqrt{\mu}|1\rangle + \sqrt{1-\mu}|m_0\rangle$ ,  $|2\rangle \rightarrow |2\rangle$  where  $|m_0\rangle$  is a state orthogonal to both  $|1\rangle$  and  $|2\rangle$ . Eve. takes a crude measurement which collapses the stored state in Step 3 either to state  $|m_0\rangle$  or the subspace  $\mathcal{S}$  spanned by the Fock states  $\{|1\rangle, |2\rangle\}$ . Suppose she obtains subspace  $\mathcal{S}$  in step 3, she stores the state and announces which detector ( $D0$  or  $D1$ ) has counted. She wait until Alice and Bob's announcement, then goto Step 5.

Note: until now we always assume Eve obtains the results in favor of her attacking in those non-trace preserving maps. The point is that, if Eve doesn't obtain all results in favor of her in all previous steps, she just announces that she has not detected anything.

**Step 5** After Alice and Bob announce the value of  $\rho$ , bases of each pulse pairs, and which pulses are decoy pulses and which pulses are signal pulses, Eve. can takes a phase shift operation to her stored state, changing it into one of the following 2 states corresponding on bit value 0 or 1 of the incident pulse pair:  $\frac{1}{\sqrt{2}}(|1\rangle \pm |2\rangle)$ . This enables Eve. to know the bit value for sure without causing any noise by a projective measurement.

Here are details of the state evolution for the non-trace-preserving map above. Suppose at Step 1 detector  $D0$  counts only, the incident state can be either  $|\psi^+\rangle$  or  $|\psi^-\rangle$ . If the incident state is  $|\psi^+\rangle$ , the stored states  $\{|\psi_i^+\rangle\}$  at the end of each Steps  $\{i\}$  are:  $|\psi_1^+\rangle = \mathcal{N}_1 \sum_{k=1}^{\infty} \frac{(\sqrt{2\mu}e^{i\rho})^k}{\sqrt{k!}}|k\rangle$ ;  $|\psi_2^+\rangle = \mathcal{N}_2(\sqrt{\mu}|1\rangle + \mu e^{i\rho}|2\rangle)$ ;  $|\psi_4^+\rangle = \frac{1}{\sqrt{2}}(|1\rangle + e^{i\rho}|2\rangle)$ .  $|\psi_5\rangle = \frac{1}{\sqrt{2}}(|1\rangle + |2\rangle)$ . All parameters  $\mathcal{N}_1, \mathcal{N}_2, \mathcal{N}_4$  are normalization factors.

Similarly, given the incident states  $\{|\psi^-\rangle\}$ , we can also calculate time evolution of  $\{|\psi^-\rangle\}$  at each Steps  $\{i\}$ , and we obtain:  $|\psi_5^-\rangle = \frac{1}{\sqrt{2}}(-|1\rangle + |2\rangle)$ . This means  $|\psi_5^+\rangle$  and  $|\psi_5^-\rangle$  are orthogonal to each other and Eve can know the corresponding bit value for sure. In the same way, one can also show that Eve can obtain full information of bit values without causing disturbance if detector  $D1$  clicks.

In the Eavesdropping above, the fraction of bits caused by single-photon state is 50% among all raw bits. According to the key rate formula (Eq.(2)) of Ref.[9], TF-QKD will present a key rate of 50% from raw key to final key although the actual key rate is obviously 0. This means the key rate there [9] mismatches the protocol where all phase information of pulses are post announced.

Note added: After we post our Eavesdropping scheme in its first version on the arXiv, it was suggested using different key rate formulas directly pointing to non-random-phase coherent states [14, 15].

[1] C.H. Bennett and G. Brassard, in *Proc. of IEEE Int. Conf. on Computers, Systems, and Signal Processing*

(IEEE, New York, 1984), pp. 175-179.

- [2] N. Gisin, G. Ribordy, W. Tittel, *et al.*, Rev. Mod. Phys. **74**, 145 (2002); N. Gisin and R. Thew, Nature Photonics, **1**, 165 (2006); M. Dusek, N. Lütkenhaus, M. Hendrych, in *Progress in Optics VVVX*, edited by E. Wolf (Elsevier, 2006); V. Scarani, H. Bechmann-Pasquucci, N.J. Cerf, *et al.*, Rev. Mod. Phys. **81**, 1301 (2009).
- [3] H.-K. Lo, M. Curty, and B. Qi, Phys. Rev. Lett. **108**, 130503 (2012).
- [4] S.L. Braunstein and S. Pirandola, Phys. Rev. Lett. **108**, 130502 (2012).
- [5] Y.-H. Zhou, Z.-W. Yu, X.-B. Wang. Phy. Rev. A **93**, 042324 (2016).
- [6] L.C. Comandar, M. Lucamarini, B. Fröhlich, *et al.*, Nature Photonics **10**, 312 (2016).
- [7] H.-L Yin, T.-Y Chen, Z.-W Yu, *et al.*, Phy. Rev. Lett. **117**, 190501 (2016).
- [8] C. Wang, Z.-Q. Yin, S. wang, W. Chen, G.-C. Guo, Z.-F. Han, Optica, **4**, 1016 (2017).
- [9] M. Lucamarini, Z. L. Yuan, J. F. Dynes and A. J. Shields, Nature 2018, and <https://doi.org/10.1038/s41586-018-0066-6>
- [10] H. Inamori, N. Lütkenhaus, and D. Mayers, European Physical Journal D, **41**, 599 (2007), which appeared in the arXiv as quant-ph/0107017; D. Gottesman, H.K. Lo, N. Lütkenhaus, *et al.*, Quantum Inf. Comput. **4**, 325 (2004).
- [11] W.-Y. Hwang, Phys. Rev. Lett. **91**, 057901 (2003).
- [12] X.-B. Wang, Phys. Rev. Lett. **94**, 230503 (2005).
- [13] H.-K. Lo, X. Ma, and K. Chen, Phys. Rev. Lett. **94**, 230504 (2005).
- [14] X.F. Ma, P. Zeng, and H.Y. Zhou , arXiv: 1805.05538
- [15] K. Tamaki, H.-K. Lo, W.Y. Wang, and M. Lucamarini, arXiv: 1805.05511