

Combinatorics of ideals of points: a Cerlienco-Mureddu-like approach for an iterative lex game.

Michela Ceria^a, Teo Mora^b

^a*Department of Computer Science, University of di Milan michela.ceria@gmail.com*

^b*DIMA Università di Genova theomora@disi.unige.it*

Abstract

In 1990 Cerlienco and Mureddu gave a combinatorial iterative algorithm which, given an ordered set of points, returns the lexicographical Gröbner escalier of the ideal of these points. There are many alternatives to this algorithm and in particular, the most efficient is the Lex Game, which is not iterative on the points, but its performances are definitely better.

In this paper, we develop an iterative alternative to Lex Game algorithm, whose performances are very near to those of the original Lex Game, by means of the Bar Code, a diagram which allows to keep track of information on the points and the corresponding monomials, that are lost and usually recomputed many times in Cerlienco-Mureddu algorithm.

Using the same Bar Code, we will also give an efficient algorithm to compute squarefree separator polynomials of the points and the Auzinger-Stetter matrices with respect to the lexicographical Gröbner escalier of the ideal of the points.

Keywords: Lex Game, Auzinger-Stetter matrices

1. Introduction

In 1990 Cerlienco and Mureddu [8, 9, 10] gave a combinatorial algorithm which, given an ordered set of points $\underline{\mathbf{X}} = [P_1, \dots, P_N] \subset \mathbf{k}^n$, \mathbf{k} a field, returns the lexicographical Gröbner escalier

$$\underline{N(I(\underline{\mathbf{X}}))} \subset \mathcal{T} := \{x^\gamma := x_1^{\gamma_1} \cdots x_n^{\gamma_n} \mid \gamma := (\gamma_1, \dots, \gamma_n) \in \mathbb{N}^n\}$$

of the vanishing ideal

$$I(\underline{\mathbf{X}}) := \{f \in \mathcal{P} : f(P_i) = 0, \forall i \in \{1, \dots, N\}\} \subset \mathcal{P} := \mathbf{k}[x_1, \dots, x_n].$$

Such algorithm actually returns a bijection (labelled *Cerlienco-Mureddu correspondence* in [24, II,33.2]) $\Phi_{\underline{\mathbf{X}}} : \underline{\mathbf{X}} \rightarrow \underline{\mathbf{N}(I(\mathbf{X}))}$. The algorithm is inductive and thus has complexity $O(n^2 N^2)$, but it has the advantage of being iterative, in the sense that, given an ordered set of points $\underline{\mathbf{X}} = [P_1, \dots, P_N]$, its related escalier $\underline{\mathbf{N}(I(\mathbf{X}))}$ and correspondence $\Phi_{\underline{\mathbf{X}}}$, for any point $Q \notin \underline{\mathbf{X}}$ it returns a term $\tau \in \mathcal{T}$ such that, denoting $\underline{\mathbf{Y}}$ the ordered set $\underline{\mathbf{Y}} := [P_1, \dots, P_N, Q]$,

- $\underline{\mathbf{N}(I(\mathbf{Y}))} = \underline{\mathbf{N}(I(\mathbf{X}))} \sqcup \{\tau\}$,
- $\Phi_{\underline{\mathbf{Y}}}(P_i) = \Phi_{\underline{\mathbf{X}}}(P_i)$ for all i and $\tau = \Phi_{\underline{\mathbf{Y}}}(Q)$.

In order to produce the lexicographical Gröbner escalier with a better complexity, [14] gave a completely different approach (*Lex Game*): given a set of (not necessarily ordered) points $\mathbf{X} = \{P_1, \dots, P_N\} \subset \mathbf{k}^n$ they built a trie (*point trie*) representing the coordinates of the points and then used it to build a different trie, the *lex trie*, which allows to read the lexicographical Gröbner escalier $\mathbf{N}(I(\mathbf{X}))$. Such algorithm has a very better complexity, $O(nN + N \min(N, nr))$, where $r < n$ is the maximal number of edges from a vertex in the point tree, but in order to obtain it, [14] was forced to give up iterativity.

In 1982 Buchberger and Möller [3] gave an algorithm (*Buchberger-Möller algorithm*) which, for any term-ordering $<$ on \mathcal{T} and any set of (not necessarily ordered) points $\mathbf{X} = \{P_1, \dots, P_N\} \subset \mathbf{k}^n$ iterating on the $<$ -ordered set $\mathbf{N}(I(\mathbf{X}))$, returns the Gröbner basis of $I(\mathbf{X})$ with respect $<$, the set $\mathbf{N}(I(\mathbf{X}))$ and a family $[f_1, \dots, f_N] \subset \mathcal{P}$ of separators of \mathbf{X} *id est* a set of polynomials s.t. $f_i(P_j) = \delta_{ij} = \begin{cases} 0 & i \neq j \\ 1 & i = j. \end{cases}$

Later Möller [23] extended the same algorithm to any finite set of functionals defining a 0-dimensional ideal, thus absorbing also the FGLM-algorithm [12] and, on the other side, proving that Buchberger-Möller algorithm has the FGLM-complexity [12] $O(n^2 N^3 f)$ where f is the average cost of evaluating a functional at a term¹.

Möller [23] gave also an alternative algorithm (*Möller algorithm*) which, for any

¹A more precise evaluation was later given by Lundqvist[21], namely

$$O(\min(n, N)N^3 + nN^2 + nNf + \min(n, N)N^2f).$$

term-ordering $<$ on \mathcal{T} , given an ordered set of points² $[P_1, \dots, P_N] \subset \mathbf{k}^n$, for each $\sigma \leq N$, denoting $\mathbf{X}_\sigma = \{P_1, \dots, P_\sigma\}$ returns, with complexity $\mathcal{O}(nN^3 + fnN^2)$

- the Gröbner basis of the ideal $I(\mathbf{X}_\sigma)$;
- the correlated escalier $\mathbf{N}(I(\mathbf{X}_\sigma))$;
- a term $t_\sigma \in \mathcal{T}$ such that $\mathbf{N}(I(\mathbf{X}_\sigma)) = \mathbf{N}(I(\mathbf{X}_{\sigma-1})) \sqcup \{t_\sigma\}$,
- a triangular set $\{q_1, \dots, q_\sigma\} \subset \mathcal{P}$ s.t. $q_i(P_j) = \begin{cases} 0 & i < j \\ 1 & i = j \end{cases}$,
- whence a family of separators can be easily deduced by Gaussian reduction,
- a bijection Φ_σ such that $\Phi_\sigma(P_i) = \tau_i$ for each $i \leq \sigma$, which moreover if $<$ is lexicographical, then coincides with Cerlienco-Mureddu correspondence.

Later, Mora [24, II,29.4] remarked that, since the complexity analysis of both Buchberger-Möller and Möller algorithm were assuming to perform Gaussian reduction on an N -square matrix and to evaluate each monomial in the set

$$\mathbf{B}(I(\mathbf{X})) := \{\tau x_j, \tau \in \mathbf{N}(I(\mathbf{X}_\sigma)), 1 \leq j \leq n\}$$

over each point $P_i \in \mathbf{X}$, within that complexity one can use all the information which can be deduced by the computations $\tau(P_i), \tau \in \mathbf{B}(I(\mathbf{X})), 1 \leq i \leq N$; he therefore introduced the notion of *structural description* of a 0-dimensional ideal [24, II.29.4.1] and gave an algorithm which computes such structural description of each ideal $I(\mathbf{X}_\sigma)$. Also anticipating the recent mood [25, 22, 26] of degrobnizing effective ideal theory, Mora, in connection with Auszinger-Stetter matrices and algorithm [1] proposed to present a 0-dimensional ideal $I \subset \mathcal{P}$ and its quotient algebra \mathcal{P}/I by giving its *Gröbner representation* [24, II.29.3.3] *id est* the assignement of

- a \mathbf{k} -linearly independent ordered set $[q_1, \dots, q_N] \subset \mathcal{P}/I$
- n N -square matrices $(a_{ij}^{(h)}), 1 \leq h \leq n$,

which satisfy

²Actually the algorithm is stated for an ordered finite set of functionals $[\ell_1, \dots, \ell_N] \subset \text{Hom}_{\mathbf{k}}(\mathcal{P}, \mathbf{k})$ such that for each $\sigma \leq N$ the set $\{f \in \mathcal{P} : \ell_i(f) = 0, \forall i \leq \sigma\}$ is an ideal.

1. $\mathcal{P}/I \cong \text{Span}_{\mathbf{k}}\{q_1, \dots, q_N\}$,
2. $x_h q_l = \sum_j a_{lj}^{(h)} q_j, 1 \leq j, l \leq N, 1 \leq h \leq n$.

Since Möller algorithm and Mora's extension is inductive, our aim is to give an algorithm which given an ordered set of points $\mathbf{X} = [P_1, \dots, P_N] \subset \mathbf{k}^n$ produces for each $\sigma \leq N$

- the lexicographical Gröbner escalier $N(I(\mathbf{X}_\sigma))$,
- the related Cerlienco-Mureddu correspondence,
- a family of squarefree separators for \mathbf{X}_σ ,
- the n N -square Auszinger-Stetter matrices $(a_{lj}^{(h)}), 1 \leq h \leq n$, which satisfy condition 2. above with respect the linear basis $N(I(\mathbf{X}_\sigma))$.

The advantage is that, any time a *new* point is to be considered, the old data do not need to be modified and actually can simplify the computation of the data for the new ideal. Since the Lex Game approach which has no tool for considering the order of the points has no way of using the data computed for the ideal $I(\mathbf{X}_{\sigma-1})$ in order to deduce those for $I(\mathbf{X}_\sigma)$, while Möller algorithm and Mora's extension are iterative on the ordered points and intrinsically produce Cerlienco-Mureddu correspondence, in order to achieve our aim, we need to obtain a variation of Cerlienco-Mureddu algorithm which is not inductive.

Our tool is the Bar Code [4, 6], essentially a reformulation of the point trie which describes in a compact way the combinatorial structure of a (non necessarily 0-dimensional) ideal; the Bar Code allows to remember and read those data which Cerlienco-Mureddu algorithm is forced to inductively recompute. Actually, once the point trie is computed as in [14] with inductive complexity $O(N \cdot N \log(N)n)$. the application of the Bar Code allows to compute the lexicographical Gröbner escaliers $N(I(\mathbf{X}_\sigma))$ and the related Cerlienco-Mureddu correspondences, with iterative complexity $O(N \cdot (n + \min(N, nr))) \sim O(N \cdot nr)$.

The families of separators can be iteratively obtain using Lagrange interpolation via data easily deduced from the point trie as suggested in [14, 21] with complexity $O(N \cdot \min(N, nr))$.

The computation of the Auszinger-Stetter matrices is based on Lundqvist result [22, Lemma 3.2] and can be inductively performed with complexity³ $O(N \cdot (nN^2))$.

³Naturally, our decision of giving an algorithm which can produce data for the the vanishing

After stating the general notation in section 2, we give a brief recap of Cerlienco-Mureddu correspondence (section 3) and the Lex Game algorithm (section 4). Afterwards (section 5), we introduce the Bar Code, that is employed as a tool in our algorithm (section 6), whose complexity is discussed in section 7. Finally section 8 is devoted to separator polynomials and section 9 deals with Auzinger-Stetter matrices. Appendix Appendix A is dedicated to the pseudocode of the algorithm, whereas appendix Appendix B contains a commented example.

2. Notations

Throughout this paper we mainly follow the notation of [24]. We denote by $\mathcal{P} := \mathbf{k}[x_1, \dots, x_n]$ the ring of polynomials in n variables with coefficients in the field \mathbf{k} . The *semigroup of terms*, generated by the set $\{x_1, \dots, x_n\}$ is:

$$\mathcal{T} := \{x^\gamma := x_1^{\gamma_1} \cdots x_n^{\gamma_n} \mid \gamma := (\gamma_1, \dots, \gamma_n) \in \mathbb{N}^n\}.$$

If $t = x_1^{\gamma_1} \cdots x_n^{\gamma_n}$, then $\deg(t) = \sum_{i=1}^n \gamma_i$ is the *degree* of t and, for each $h \in \{1, \dots, n\}$ $\deg_h(t) := \gamma_h$ is the h -*degree* of t . A *semigroup ordering* $<$ on \mathcal{T} is a total ordering such that $t_1 < t_2 \Rightarrow st_1 < st_2$, $\forall s, t_1, t_2 \in \mathcal{T}$. For each semigroup ordering $<$ on \mathcal{T} , we can represent a polynomial $f \in \mathcal{P}$ as a linear combination of terms arranged w.r.t. $<$, with coefficients in the base field \mathbf{k} :

$$f = \sum_{t \in \mathcal{T}} c(f, t)t = \sum_{i=1}^s c(f, t_i)t_i : c(f, t_i) \in \mathbf{k} \setminus \{0\}, t_i \in \mathcal{T}, t_1 > \dots > t_s,$$

with $\mathsf{T}(f) := t_1$ the *leading term* of f , $\mathsf{Lc}(f) := c(f, t_1)$ the *leading coefficient* of f and $\mathsf{tail}(f) := f - c(f, \mathsf{T}(f))\mathsf{T}(f)$ the *tail* of f . A *term ordering* is a semigroup ordering such that 1 is lower than every variable or, equivalently, it is a *well ordering*.

In all paper, we consider the *lexicographical ordering* induced by $x_1 < \dots < x_n$, i.e:

$$x_1^{\gamma_1} \cdots x_n^{\gamma_n} <_{\text{Lex}} x_1^{\delta_1} \cdots x_n^{\delta_n} \Leftrightarrow \exists j \mid \gamma_j < \delta_j, \gamma_i = \delta_i, \forall i > j,$$

which is a term ordering. Since we do not consider any term ordering other than Lex, we drop the subscript and denote it by $<$ instead of $<_{\text{Lex}}$. A subset $J \subseteq \mathcal{T}$ is a *semigroup ideal* if $t \in J \Rightarrow st \in J$, $\forall s \in \mathcal{T}$; a subset $\mathsf{N} \subseteq \mathcal{T}$ is an *order ideal* if

ideal when a new point is considered forbid us of using the new better algorithms for matrix multiplication[2, 11, 20, 27, 31]; thus our complexity is $O(N^3)$ and not $O(N^\omega)$, $\omega < 2.39$.

$t \in \mathbf{N} \Rightarrow s \in \mathbf{N} \forall s|t$. We have that $\mathbf{N} \subseteq \mathcal{T}$ is an order ideal if and only if $\mathcal{T} \setminus \mathbf{N} = J$ is a semigroup ideal.

Given a semigroup ideal $J \subset \mathcal{T}$ we define $\mathbf{N}(J) := \mathcal{T} \setminus J$. The minimal set of generators $\mathbf{G}(J)$ of J is called the *monomial basis* of J . For all subsets $G \subset \mathcal{P}$, $\mathbf{T}\{G\} := \{\mathbf{T}(g), g \in G\}$ and $\mathbf{T}(G)$ is the semigroup ideal of leading terms defined as $\mathbf{T}(G) := \{t\mathbf{T}(g), t \in \mathcal{T}, g \in G\}$. Fixed a term order $<$, for any ideal $I \triangleleft \mathcal{P}$ the monomial basis of the semigroup ideal $\mathbf{T}(I) = \mathbf{T}\{I\}$ is called *monomial basis* of I and denoted again by $\mathbf{G}(I)$, whereas the ideal $\text{In}(I) := (\mathbf{T}(I))$ is called *initial ideal* and the order ideal $\mathbf{N}(I) := \mathcal{T} \setminus \mathbf{T}(I)$ is called *Groebner escalier* of I .

Let $\mathbf{X} = \{P_1, \dots, P_N\} \subset \mathbf{k}^n$ be a finite set of distinct points

$$P_i := (a_{1,i}, \dots, a_{n,i}), i = 1, \dots, N.$$

We call

$$I(\mathbf{X}) := \{f \in \mathcal{P} : f(P_i) = 0, \forall i\},$$

the *ideal of points* of \mathbf{X} .

If we are interested in the *ordered set*, instead of its support \mathbf{X} , we denote it by $\underline{\mathbf{X}} = [P_1, \dots, P_N]$. The projection maps are defined as follows:

$$\pi_m : \mathbf{k}^n \rightarrow \mathbf{k}^m$$

$$\pi^m : \mathbf{k}^n \rightarrow \mathbf{k}^{n-m+1}$$

$$(X_1, \dots, X_n) \mapsto (X_1, \dots, X_m),$$

$$(X_1, \dots, X_n) \mapsto (X_m, \dots, X_n)$$

and, for $P \in \mathbf{k}^n$, $\mathbf{X} \subset \mathbf{k}^n$, let

$$\Pi_s(P, \mathbf{X}) := \{P_i \in \mathbf{X} / \pi_s(P_i) = \pi_s(P)\},$$

$$\Pi^s(P, \mathbf{X}) := \{P_i \in \mathbf{X} / \pi^s(P_i) = \pi^s(P)\},$$

extending in the obvious way the meanings of $\pi_s(\alpha), \pi^s(\alpha), \Pi_s(\alpha, D), \Pi^s(\alpha, D)$ to $\alpha \in \mathbf{k}^n, D \subset \mathbf{k}^n$.

Moreover, since there is a bijection $\mathcal{T} \cong \mathbb{N}^n$ between the terms $x_1^{\gamma_1} \cdots x_n^{\gamma_n}$ in n variables and the elements $(\gamma_1, \dots, \gamma_n)$ in \mathbb{N}^n (i.e. the exponents' lists of the given terms), we extend the meaning of the projections π_m, π^m also to terms, writing, by abuse of notation $\pi_m(x_1^{\gamma_1} \cdots x_n^{\gamma_n}) = x_1^{\gamma_1} \cdots x_m^{\gamma_m}$ and $\pi^m(x_1^{\gamma_1} \cdots x_n^{\gamma_n}) = x_1^{\gamma_m} \cdots x_n^{\gamma_n}$.

We recall now some definitions from Graph Theory, following the notation of [14].

Definition 1. We call *tree* a connected acyclic graph. A *rooted tree* is a tree where a special vertex (or node) called *root* is singled out.

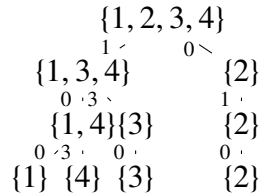
We say that a vertex is on the h -th *level* of the tree if its distance from the root is h , i.e. we have to walk on h edges to come from the root to the given vertex. If v is a vertex different from the root, and u is the vertex preceding v on the path from the root, then u is the *parent* of v and v is a *child* of u . Two vertices with the same parent are called *siblings*. If v is a vertex different from the root and u is on the path from v to the root, then u is an ancestor of v and v is a descendant of u . Clearly the root has no parent. We call *leaves* all the vertices having no children and we say that a *branch* is a path from the root to a leaf. We consider always trees where all branches have the same length. The vertices lying in the last level of the tree coincide with the *leaves*; there are no vertices of the tree under them.

Definition 2. A trie is a rooted tree in which there is a symbol written on every edge from a fixed alphabet.

Given a trie T we use the following notation:

- the u -th vertex (read from left to right) at level h is denoted by $v_{h,u}$;
- the set of edges connecting $v_{h,u}$ with its children is denoted by $E_{h,u}$;
- moreover we associate to each vertex $v_{h,u}$ a set $V_{h,u}$ of indexes⁴ which we call the label of $v_{h,u}$.

Example 3. Consider the trie T



The vertex $v_{2,1}$ is labelled by $V_{2,1} = \{1, 4\}$; we have $E_{2,1} = \{0, 3\}$. ◇

3. Cerlienco-Mureddu correspondence

In this section, we give a brief description of Cerlienco-Mureddu algorithm, introduced in [8, 9, 10], which is the first combinatorial algorithm that, given a

⁴Since the trie will be associated to a finite set of distinct points \mathbf{X} (see section 4), the set $V_{h,u}$ has to be thought as a set containing some indexes of points in \mathbf{X} .

finite set of distinct points $\mathbf{X} = \{P_1, \dots, P_N\}$ computes the lexicographical Groebner escalier $\mathbf{N}(I(\mathbf{X}))$ for the ideal of points of \mathbf{X} .

In particular, in [8], they consider an *ordered* finite set of distinct points in \mathbf{k}^n , $\underline{\mathbf{X}} = [P_1, \dots, P_N]$, and prove that there is a one-to-one correspondence between $\underline{\mathbf{X}}$ and the terms of the lexicographical Groebner escalier of $I(\mathbf{X})$:

$$\Phi : \underline{\mathbf{X}} \rightarrow \underline{\mathbf{N}(I(\mathbf{X}))}$$

$$P_i \mapsto x_1^{\alpha_1^{(i)}} \cdots x_n^{\alpha_n^{(i)}}.$$

They find Φ using only combinatorics on the coordinates of the elements in \mathbf{X} . Given $P_i \in \mathbf{X}$, we denote by $\alpha^{(i)} = (\alpha_1^{(i)}, \dots, \alpha_n^{(i)}) \in \mathbf{k}^n$ the list of exponent of the term $\Phi(P_i) = t_i = x_1^{\alpha_1^{(i)}} \cdots x_n^{\alpha_n^{(i)}}$. Sometimes, by abuse of notation, we write⁵ $\Phi(P_i) = \alpha^{(i)}$.

In order to recall Cerlienco-Mureddu algorithm to compute Φ , we need the following definitions.

Definition 4. Let \mathbf{X} be a finite set of distinct points and $P \in \mathbf{k}^n \setminus \mathbf{X}$. We call σ -value of P with respect to \mathbf{X} the maximal integer $s := \sigma(P, \mathbf{X}) \in \{1, \dots, n\}$ such that $\Pi_{s-1}(P, \mathbf{X}) \neq \emptyset$.

Definition 5. Let \mathbf{X} be a finite set of distinct points, $P \in \mathbf{k}^n \setminus \mathbf{X}$ and $s = \sigma(P, \mathbf{X})$. We call a point $P_m \in \mathbf{X}$ σ -antecedent of P w.r.t. \mathbf{X} and $\mathbf{N}(I(\mathbf{X}))$ if $1 \leq m \leq |\mathbf{X}| = N$ is the maximal integer s.t.

1. $\pi_{s-1}(P_m) = \pi_{s-1}(P)$
2. $\pi^{s+1}(\alpha^{(m)}) = (0, \dots, 0)$, where $\alpha^{(m)} = \Phi(P_m)$ via Cerlienco-Mureddu correspondence.

Cerlienco-Mureddu algorithm is iterative on the points of \mathbf{X} . If $\underline{\mathbf{X}} = [P_1]$ then $I(\mathbf{X}) = (x_1 - a_{1,1}, \dots, x_n - a_{1,n})$ and $\mathbf{N}(I(\mathbf{X})) = \{1\}$.

Otherwise, if $N > 1$, suppose we already know $\alpha^{(1)} = \Phi(P_1), \dots, \alpha^{(N-1)} = \Phi(P_{N-1})$. To find $\Phi(P_N) = \alpha^{(N)} = (\alpha_1^{(N)}, \dots, \alpha_n^{(N)})$, we have to:

- find the σ -value s of P_N w.r.t. $[P_1, \dots, P_{N-1}]$;
- set $\alpha_n^{(N)} = \dots = \alpha_{s+1}^{(N)} = 0$;

⁵We recall that there is an isomorphism between \mathcal{T} and \mathbb{N}^n .

- find the σ -antecedent P_l of P_N w.r.t. $[P_1, \dots, P_{N-1}]$ and $N(I(\{P_1, \dots, P_{N-1}\}))$;
- set $\alpha_s^{(N)} = \alpha_s^{(l)} + 1$;
- find all the points P_i $1 \leq i \leq N$ s.t. $\pi^s(\alpha^{(i)}) = (\alpha_s^{(N)}, 0, \dots, 0)$ and project them w.r.t. the first $s - 1$ coordinates finding a set Y ;
- inductively applying Cerlienco-Mureddu algorithm to Y , compute the Cerlienco-Mureddu correspondence $\bar{\Phi} : Y \rightarrow N(I(Y))$;
- set $a_i^{(N)} := b_i$ for each $i = 1, \dots, s - 1$ where $(b_1, \dots, b_{s-1}) = \bar{\Phi}(\pi_{s-1}(P_N))$.

There is no complexity analysis in [8]; in [14] the authors precise that the number of comparisons in a straightforward implementation of the algorithm is proportional to $n^2 N^2$. The quadratic nature is due to the inductive part of the algorithm, which linearly loops over the n variables and the N points.


4. The Lex Game

The Lex Game algorithm has been introduced by B. Felszeghy, B. Ráth and L. Rónyai in [14, 13], as an improvement of Cerlienco-Mureddu algorithm. In particular, it drops Cerlienco-Mureddu's iterativity, in order to get the lexicographical Groebner escalier with a better complexity, avoiding the squaring produced by the induction. A very precise description of the algorithm, together with a full example and a complexity study can be found also in [22].

The first step consists on a preprocessing on the given points, in order to associate them a tree, called *point trie* by Lundqvist.

Such a trie, containing the information on the reciprocal relations on the coordinates of the given points is then used to compute a second trie, the *lex trie*, which gives a representation of the escalier and is actually the solution to the problem. We see now in details how to construct a point trie, whereas the lex trie computation is only briefly sketched here, being out of the scope of our paper.

First consider one point $P_1 = (a_{1,1}, \dots, a_{n,1})$; its point trie consists of only one branch with nodes $v_{0,1}, \dots, v_{n,1}$ s.t. $V_{0,1} = \dots = V_{n,1} = \{1\}$ and $E_{0,1} = \{a_{1,1}\}, \dots, E_{n-1,1} = \{a_{n,1}\}$:



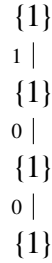
Suppose now to have constructed the point trie $T := \mathfrak{T}(\mathbf{X}')$ associated to a finite set of distinct points $\mathbf{X}' = \{P_1, \dots, P_{N-1}\}$, and let $P_N = (a_{1,N}, \dots, a_{n,N}) \notin \mathbf{X}'$. Adding P_N to the trie means following these steps:

1. append to the label of the root $v_{0,1}$ also the index N to the right (i.e. modifying the root's label from $V_{0,1} = \{1, \dots, N-1\}$ to $V_{0,1} = \{1, \dots, N-1, N\}$);
2. for each $1 \leq i \leq n$ consider the children of $v_{i-1,u}$ and the edges in $E_{i-1,u}$, i.e. those connecting $v_{i-1,u}$ to its children. If one of these edges is labelled by $a_{i,N}$ then let the correspondent child be $v_{i,u'}$; append the index N to the right of the label $V_{i,u'}$ of $v_{i,u'}$;
3. when, at some level s , all the edges connected to the children of $v_{s-1,u''}$ are labelled by values different from $a_{s,N}$, then consider the rightmost child of $v_{s-1,u''}$, construct a new node $v_{s,\bar{u}}$ on its right, labelling it with $V_{s,\bar{u}} = \{N\}$ and labelling with $a_{s+1,N}$ the edge from $v_{s-1,u''}$ to $v_{s,\bar{u}}$;
4. for each level j from $s+1$ to n construct a child $v_{j,w}$ of $v_{j-1,z}$ (i.e. the node s.t. $V_{j-1,z} = \{N\}$), labelling it $V_{j,w} = \{N\}$, and label the edge connecting them with $a_{j,N}$.

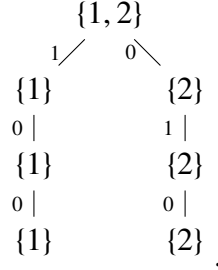
This way, we get $\mathfrak{T}(\mathbf{X})$, associated to $\mathbf{X} = \mathbf{X}' \cup \{P_N\}$.

Example 6. Given the set $\mathbf{X} = \{(1, 0, 0), (0, 1, 0), (1, 1, 2), (1, 0, 3)\}$, we display here the construction of its point trie $\mathfrak{T}(\mathbf{X})$.

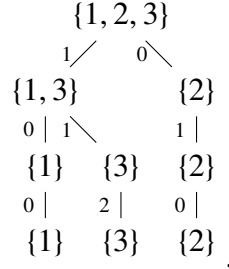
We start with $P_1 = (1, 0, 0)$, associating to it $\mathfrak{T}(\{P_1\})$:



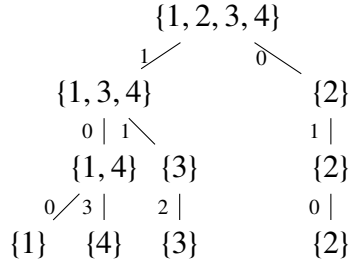
The second point $P_2 = (0, 1, 0)$ has no common coordinates with P_1 , so $\mathfrak{T}(\{P_1, P_2\})$ is



The point $P_3 = (1, 1, 2)$ shares the first coordinate with P_1 , so for $\mathfrak{T}(\{P_1, P_2, P_3\})$ we get



The point $P_4 = (1, 0, 3)$ shares the first two coordinates with P_1 . The final trie $\mathfrak{T}(\mathbf{X})$ is



◇

As proved in [22], the computation of the point trie has complexity

$$O(nN + N \min(N, nr)),$$

where $r = \max(|E_{i,j}|)$ denotes the maximal number of edges from a vertex in the tree and this is also the asymptotic complexity of the whole algorithm ([22])

Theorem 5.11).

As explained in [14], then, the Lex game takes the point trie and constructs another trie containing the information on $N(I(\mathbf{X}))$. Such a trie is constructed level by level, reading in reversed order the levels of the point trie.

5. Bar Code for monomial ideals

In this section, referring to [4], we summarize the main definitions and properties about Bar Codes, which will be used in what follows. First of all, we recall the general definition of Bar Code.

Definition 7. A Bar Code \mathbf{B} is a picture composed by segments, called bars, superimposed in horizontal rows, which satisfies conditions a., b. below. Denote by

- $\mathbf{B}_j^{(i)}$ the j -th bar (from left to right) of the i -th row (from top to bottom), i.e. the j -th i -bar;
 - $\mu(i)$ the number of bars of the i -th row
 - $l_1(\mathbf{B}_j^{(1)}) := 1, \forall j \in \{1, 2, \dots, \mu(1)\}$ the (1-)length of the 1-bars;
 - $l_i(\mathbf{B}_j^{(k)}), 2 \leq k \leq n, 1 \leq i \leq k-1, 1 \leq j \leq \mu(k)$ the i -length of $\mathbf{B}_j^{(k)}$, i.e. the number of i -bars lying over $\mathbf{B}_j^{(k)}$
- a. $\forall i, j, 1 \leq i \leq n-1, 1 \leq j \leq \mu(i), \exists \bar{j} \in \{1, \dots, \mu(i+1)\}$ s.t. $\mathbf{B}_{\bar{j}}^{(i+1)}$ lies under $\mathbf{B}_j^{(i)}$
- b. $\forall i_1, i_2 \in \{1, \dots, n\}, \sum_{j_1=1}^{\mu(i_1)} l_1(\mathbf{B}_{j_1}^{(i_1)}) = \sum_{j_2=1}^{\mu(i_2)} l_1(\mathbf{B}_{j_2}^{(i_2)})$; we will then say that all the rows have the same length.

Example 8. An example of Bar Code \mathbf{B} is

$$\begin{array}{lcl}
 1 & \text{---} & \text{---} & \text{---} & \text{---} & \text{---} & \text{The 1-bars have length 1. As regards the other} \\
 2 & \text{---} & \text{---} & \text{---} & \text{---} & & \text{rows, } l_1(\mathbf{B}_1^{(2)}) = 2, l_1(\mathbf{B}_2^{(2)}) = l_1(\mathbf{B}_3^{(2)}) = l_1(\mathbf{B}_4^{(2)}) = \\
 3 & \text{---} & \text{---} & \text{---} & & & 1, l_2(\mathbf{B}_1^{(3)}) = 1, l_1(\mathbf{B}_1^{(3)}) = 2 \text{ and } l_2(\mathbf{B}_2^{(3)}) = \\
 & & & & & & l_1(\mathbf{B}_2^{(3)}) = 3, \text{ so } \sum_{j_1=1}^{\mu(1)} l_1(\mathbf{B}_{j_1}^{(1)}) = \sum_{j_2=1}^{\mu(2)} l_1(\mathbf{B}_{j_2}^{(2)}) = \sum_{j_3=1}^{\mu(3)} l_1(\mathbf{B}_{j_3}^{(3)}) = 5. \quad \diamond
 \end{array}$$

We outline now the construction of the Bar Code associated to a finite set of terms. First of all, given a term $t = x_1^{\gamma_1} \cdots x_n^{\gamma_n} \in \mathcal{T} \subset \mathbf{k}[x_1, \dots, x_n]$, for each $i \in \{1, \dots, n\}$, we take $\pi^i(t) := x_i^{\gamma_i} \cdots x_n^{\gamma_n} \in \mathcal{T}$. Taken a finite set of terms $M \subset \mathcal{T}$, for each $i \in \{1, \dots, n\}$, we then define $M^{[i]} := \pi^i(M) := \{s \in \mathcal{T}, \mid \exists t \in M, \pi^i(t) = s\}$. Now we take $M \subseteq \mathcal{T}$, with $|M| = m < \infty$ and we order its elements increasingly w.r.t. Lex, getting the list $\underline{M} = [t_1, \dots, t_m]$. Then, we construct the sets $M^{[i]}$, and the corresponding lexicographically ordered lists $\underline{M}^{[i]}$ ⁶, for $i = 1, \dots, n$. We can now define the $n \times m$ matrix of terms \mathcal{M} s.t. its i -th row is $\underline{M}^{[i]}$, $i = 1, \dots, n$, i.e.

$$\mathcal{M} := \begin{pmatrix} \pi_1(t_1) & \dots & \pi_1(t_m) \\ \pi_2(t_1) & \dots & \pi_2(t_m) \\ \vdots & & \vdots \\ \pi_n(t_1) & \dots & \pi_n(t_m) \end{pmatrix}$$

Definition 9. The Bar Code diagram \mathbf{B} associated to M (or, equivalently, to \underline{M}) is a $n \times m$ diagram, made by segments s.t. the i -th row of \mathbf{B} , $1 \leq i \leq n$ is constructed as follows:

1. take the i -th row of \mathcal{M} , i.e. $\underline{M}^{[i]}$
2. consider all the sublists of repeated terms, i.e. $[\pi^i(t_{j_1}), \pi^i(t_{j_1+1}), \dots, \pi^i(t_{j_1+h})]$ s.t. $\pi^i(t_{j_1}) = \pi^i(t_{j_1+1}) = \dots = \pi^i(t_{j_1+h})$, noticing that⁷ $0 \leq h < m$
3. underline each sublist with a segment
4. delete the terms of $\underline{M}^{[i]}$, leaving only the segments (i.e. the i -bars).

We usually label each 1-bar $\mathbf{B}_j^{(1)}$, $j \in \{1, \dots, \mu(1)\}$ with the term $t_j \in \underline{M}$.

A Bar Code diagram is a Bar Code in the sense of definition 7.

Example 10. Given $M = \{x_1, x_1^2, x_2x_3, x_1x_2^2x_3, x_2^3x_3\} \subset \mathbf{k}[x_1, x_2, x_3]$, we have: the 3×5 table on the left and then to the Bar Code on the right:

	x_1	x_1^2	x_2x_3	$x_1x_2^2x_3$	$x_2^3x_3$	
1	1	1	x_2x_3	$x_2^2x_3$	$x_2^3x_3$	1 — — — —
2						2 — — — —
3						3 — — — —

◇

⁶ \underline{M} cannot contain repeated terms, while the $\underline{M}^{[i]}$, for $1 < i \leq n$, can. In case some repeated terms occur in $\underline{M}^{[i]}$, $1 < i \leq n$, they clearly have to be adjacent in the list, due to the lexicographical ordering.

⁷Clearly if a term $\pi^i(t_{\bar{j}})$ is not repeated in $\underline{M}^{[i]}$, the sublist containing it will be only $[\pi^i(t_{\bar{j}})]$, i.e. $h = 0$.

Now we recall the vice versa, i.e. how to associate a finite set of terms M_B to a given Bar Code B . In [4] we first give a more general procedure to do so and then we specialize it in order to have a *unique* set of terms for each Bar Code. Here we give only the specialized version, so we follow the steps below:

- BbC1** consider the n -th row, composed by the bars $B_1^{(n)}, \dots, B_{\mu(n)}^{(n)}$. Let $l_1(B_j^{(n)}) = \ell_j^{(n)}$, for $j \in \{1, \dots, \mu(n)\}$. Label each bar $B_j^{(n)}$ with $\ell_j^{(n)}$ copies of x_n^{j-1} .
- BbC2** For each $i = 1, \dots, n-1$, $1 \leq j \leq \mu(n-i+1)$ consider the bar $B_j^{(n-i+1)}$ and suppose that it has been labelled by $\ell_j^{(n-i+1)}$ copies of a term t . Consider all the $(n-i)$ -bars $B_{\bar{j}}^{(n-i)}, \dots, B_{\bar{j}+h}^{(n-i)}$ lying immediately above $B_j^{(n-i+1)}$; note that h satisfies $0 \leq h \leq \mu(n-i) - \bar{j}$. Denote the 1-lengths of $B_{\bar{j}}^{(n-i)}, \dots, B_{\bar{j}+h}^{(n-i)}$ by $l_1(B_{\bar{j}}^{(n-i)}) = \ell_{\bar{j}}^{(n-i)}, \dots, l_1(B_{\bar{j}+h}^{(n-i)}) = \ell_{\bar{j}+h}^{(n-i)}$. For each $0 \leq k \leq h$, label $B_{\bar{j}+k}^{(n-i)}$ with $\ell_{\bar{j}+k}^{(n-i)}$ copies of tx_{n-i}^k .

Definition 11. A Bar Code B is admissible if the set M obtained by applying BbC1 and BbC2 to B is an order ideal.

By definition of order ideal, using BbC1 and BbC2 is the only way an order ideal can be associated to an admissible Bar Code.

Definition 12. Given a Bar Code B , let us consider a 1-bar $B_{j_1}^{(1)}$, with $j_1 \in \{1, \dots, \mu(1)\}$. The e-list associated to $B_{j_1}^{(1)}$ is the n -tuple $e(B_{j_1}^{(1)}) := (b_{j_1, n}, \dots, b_{j_1, 1})$, defined as follows:

- consider the n -bar $B_{j_n}^{(n)}$, lying under $B_{j_1}^{(1)}$. The number of n -bars on the left of $B_{j_n}^{(n)}$ is $b_{j_1, n}$.
- for each $i = 1, \dots, n-1$, let $B_{j_{n-i+1}}^{(n-i+1)}$ and $B_{j_{n-i}}^{(n-i)}$ be the $(n-i+1)$ -bar and the $(n-i)$ -bar lying under $B_{j_1}^{(1)}$. Consider the $(n-i+1)$ -block associated to $B_{j_{n-i+1}}^{(n-i+1)}$, i.e. $B_{j_{n-i+1}}^{(n-i+1)}$ and all the bars lying over it. The number of $(n-i)$ -bars of the block, which lie on the left of $B_{j_{n-i}}^{(n-i)}$ is $b_{j_1, n-i}$.

Remark 13. Given a Bar Code B , fix a 1-bar $B_j^{(1)}$, with $j \in \{1, \dots, \mu(1)\}$. Comparing definition 12 and the steps BbC1 and BbC2 described above, we can observe that the values of the e-list $e(B_j^{(1)}) := (b_{j, n}, \dots, b_{j, 1})$ are exactly the exponents of the term labelling $B_j^{(1)}$, obtained applying BbC1 and BbC2 to B .

Proposition 14 (Admissibility criterion). *A Bar Code \mathbf{B} is admissible if and only if, for each 1-bar $\mathbf{B}_j^{(1)}$, $j \in \{1, \dots, \mu(1)\}$, the e-list $e(\mathbf{B}_j^{(1)}) = (b_{j,n}, \dots, b_{j,1})$ satisfies the following condition: $\forall k \in \{1, \dots, n\}$ s.t. $b_{j,k} > 0$, $\exists \bar{j} \in \{1, \dots, \mu(1)\} \setminus \{j\}$ s.t.*

$$e(\mathbf{B}_{\bar{j}}^{(1)}) = (b_{j,n}, \dots, b_{j,k+1}, (b_{j,k}) - 1, b_{j,k-1}, \dots, b_{j,1}).$$

□

Consider the following sets

$$\mathcal{A}_n := \{\mathbf{B} \in \mathcal{B}_n \text{ s.t. } \mathbf{B} \text{ admissible}\}$$

$$\mathcal{N}_n := \{\mathbf{N} \subset \mathcal{T}, |\mathbf{N}| < \infty \text{ s.t. } \mathbf{N} \text{ is an order ideal}\}.$$

We can define the map $\eta : \mathcal{A}_n \rightarrow \mathcal{N}_n; \mathbf{B} \mapsto \mathbf{N}$, where \mathbf{N} is the order ideal obtained applying BbC1 and BbC2 to \mathbf{B} , and it can be easily proved [4] that η is a bijection. Up to this point, we have discussed the link between Bar Codes and order ideals, i.e. we focused on the link between Bar Codes and Groebner escaliers of monomial ideals. We show now that, given a Bar Code \mathbf{B} and the order ideal $\mathbf{N} = \eta(\mathbf{B})$ it is possible to deduce a very specific generating set for the monomial ideal I s.t. $\mathbf{N}(I) = \mathbf{N}$.

Definition 15. *The star set of an order ideal \mathbf{N} and of its associated Bar Code $\mathbf{B} = \eta^{-1}(\mathbf{N})$ is a set $\mathcal{F}_{\mathbf{N}}$ constructed as follows:*

- a) $\forall 1 \leq i \leq n$, let t_i be a term which labels a 1-bar lying over $\mathbf{B}_{\mu(i)}^{(i)}$, then $x_i \pi^i(t_i) \in \mathcal{F}_{\mathbf{N}}$;
- b) $\forall 1 \leq i \leq n-1$, $\forall 1 \leq j \leq \mu(i)-1$ let $\mathbf{B}_j^{(i)}$ and $\mathbf{B}_{j+1}^{(i)}$ be two consecutive bars not lying over the same $(i+1)$ -bar and let $t_j^{(i)}$ be a term which labels a 1-bar lying over $\mathbf{B}_j^{(i)}$, then $x_i \pi^i(t_j^{(i)}) \in \mathcal{F}_{\mathbf{N}}$.

We usually represent $\mathcal{F}_{\mathbf{N}}$ within the associated Bar Code \mathbf{B} , inserting each $t \in \mathcal{F}_{\mathbf{N}}$ on the right of the bar from which it is deduced. Reading the terms from left to right and from the top to the bottom, $\mathcal{F}_{\mathbf{N}}$ is ordered w.r.t. Lex.

Example 16.

For $\mathbf{N} = \{1, x_1, x_2, x_3\} \subset \mathbf{k}[x_1, x_2, x_3]$, we have $\mathcal{F}_{\mathbf{N}} = \{x_1^2, x_1 x_2, x_2^2, x_1 x_3, x_2 x_3, x_3^2\}$; looking at definition 15, we can see that the terms

$$\begin{array}{ccccccc} & 0 & 1 & x_1 & x_2 & x_3 & \\ 1 & \text{---} & & x_1^2 & \text{---} & x_1 x_2 & \text{---} & x_1 x_3 \\ 2 & \text{---} & & & x_2^2 & \text{---} & x_2 x_3 \\ 3 & \text{---} & & & & x_3^2 & \end{array}$$

$x_1 x_3, x_2 x_3, x_3^2$ come from a), whereas the terms $x_1^2, x_1 x_2, x_2^2$ come from b). ◇

In [7], given a monomial ideal I , the authors define the following set, calling it *star set*:

$$\mathcal{F}(I) = \left\{ x^\gamma \in \mathcal{T} \setminus \mathbf{N}(I) \mid \frac{x^\gamma}{\min(x^\gamma)} \in \mathbf{N}(I) \right\}.$$

Proposition 17 ([4]). *With the above notation $\mathcal{F}_N = \mathcal{F}(I)$.*

The star set $\mathcal{F}(I)$ of a monomial ideal I is strongly connected to Janet's theory [16, 17, 18, 19] and to the notion of Pommaret basis [28, 29, 30], as explicitly pointed out in [7].

6. Our algorithm

In this section we describe our alternative to Cerlienco-Mureddu algorithm and the Lex game. In the next section we will give a complexity analysis and a comparison with the aforementioned algorithms. The algorithm that we are going to describe is iterative as Cerlienco-Mureddu algorithm, but it improves the complexity of the execution by noticing that Cerlienco-Mureddu algorithm computes *inductively* some data *more than once*, so the execution time can be reduced and the inductive quadratic complexity can be avoided by *remembering data in suitable data structures*. More precisely, we exploit

- a point trie $\mathfrak{T}(\mathbf{X})$;
- a Bar Code \mathbf{B} ;
- a matrix M .

In order to explain the rôle of these data structures, we consider a finite set of distinct points $\mathbf{X} = \{P_1, \dots, P_N\} \subset \mathbf{k}^n$ and we order it as $\underline{\mathbf{X}} = [P_1, \dots, P_N]$; then we take $\mathcal{P} = \mathbf{k}[x_1, \dots, x_n]$, imposing on it the lexicographical ordering induced by $x_1 < \dots < x_n$. The point trie $\mathfrak{T}(\mathbf{X})$, exactly as in the Lex Game, is needed to store the reciprocal relations among the coordinates of the points in \mathbf{X} . In particular, what we need to know is whether some points share the first i coordinates, for $1 \leq i \leq n$. As can be deduced by the point trie construction (see Section 4), if $1 \leq m, l \leq N$ label the same node at level $1 \leq h \leq n$, then $\pi_h(P_l) = \pi_h(P_m)$.

Example 18. Consider the set \mathbf{X} and the point trie of example 6. We can notice that $P_1 = (1, 0, 0)$ and $P_4 = (1, 0, 1)$ share the first 2 coordinates, so they label the same nodes of $\mathfrak{T}(\mathbf{X})$ at levels 1, 2, i.e. $1, 4 \in V_{1,1}$ and $1, 4 \in V_{2,1}$. \diamond

The Bar Code \mathbf{B} is the core of our algorithm. The positions of the terms computed in the previous steps are exploited to construct, variable by variable, the exponents of the term associated to the point we are dealing with. The Bar Code is stored in a computer as a list of nested lists; any list corresponds to a bar and its elements are the bars over it; if we are looking at a 1-bar, its elements are the indexes of the corresponding points, since the terms can be desumed by the position (see BbC1-BbC2 in section 5).

Example 19. Suppose $\mathbf{N} = \{1, x_1, x_2, x_3\} \subset \mathbf{k}[x_1, x_2, x_3]$ is the escalier of a set $\mathbf{X} = \{P_1, P_2, P_3, P_4\}$ and $\Phi(P_1) = 1, \Phi(P_2) = x_2, \Phi(P_3) = x_1, \Phi(P_4) = x_3$. The number over the terms in the 1-bars identify their corresponding points. The Bar Code is then stored as $\mathbf{B} = \left[\left[[1], [3] \right], \left[[2] \right], \left[[4] \right] \right]$. \diamond

Finally we store the terms in the escalier, computed one by one, in a matrix M , whose rows are indexed by $[1, \dots, |\mathbf{X}|]$ and whose columns are indexed by $[x_n, \dots, x_1]$. So for $\mathbf{X}' = \{P_1, \dots, P_u\} \subset \mathbf{X}$ we have

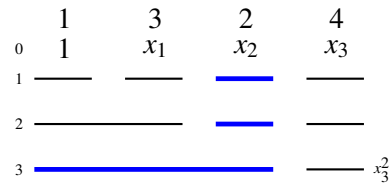
$$M = \begin{bmatrix} & \mathbf{x}_n & \mathbf{x}_{n-1} & \dots & \mathbf{x}_1 \\ & \downarrow & \downarrow & \dots & \downarrow \\ \mathbf{1} \rightarrow & 0 & 0 & \dots & 0 \\ \mathbf{2} \rightarrow & a_n^{(2)} & a_{n-1}^{(2)} & \dots & a_1^{(2)} \\ \dots & \dots & \dots & \dots & \dots \\ \mathbf{u} \rightarrow & a_n^{(u)} & a_{n-1}^{(u)} & \dots & a_1^{(u)} \end{bmatrix}$$

so that in the entry $(i, j)_{1 \leq i \leq u, 1 \leq j \leq n}$ is placed the non-negative integer $a_{n-j}^{(i)}$, meaning that the term $t_i \in \mathbf{N}(I(\mathbf{X}'))$, corresponding to P_i , has $\deg_{\mathbf{x}_{n-j}}(t_i) = a_{n-j}^{(i)}$. We point out that, as can be easily desumed by definition 12 and Remark 13, M contains the *e-lists* of the terms in the escalier at the given step, so the values in M also allow us to know where the terms are placed in the Bar Code, since the e-list is a sort of set of “coordinates” of the terms in the Bar Code.

Example 20. Consider the Bar Code of example 16. The term x_2 has e-list $[0, 1, 0]$ that, as can be seen in the picture, uniquely gives its position in the Bar Code.

Indeed x_2 lies over:

- the first 3-bar $\mathbf{B}_1^{(3)}$ (indeed, by definition 12, the first 0 means that there are no 3-bars on the left of the 3-bar of x_2 .)
- the second 2-bar over $\mathbf{B}_1^{(3)}$, i.e. $\mathbf{B}_2^{(2)}$



- the first 1-bar over $B_2^{(2)}$, i.e. $B_3^{(1)}$

◇

We start now with the description of our algorithm (Algorithm 6). First of all, if we have only one point, i.e. $|\mathbf{X}| = N = 1$ we set $N(1) = \{1\}$ and we construct the point trie $T(P_1) = \mathfrak{T}(\mathbf{X})$ and the Bar Code $B(1)$ that we display below. The output is stored in the matrix M (lines 2-4).

$$\begin{array}{c}
 \{1\} \\
 a_{11} \cdot \\
 \{1\} \\
 a_{21} \cdot \\
 \{1\} \\
 a_{n-11} \cdot \\
 \vdots \\
 a_{n1} \cdot \\
 \{1\}
 \end{array}
 \quad
 \begin{array}{c}
 1 \\
 \hline
 x_1 \\
 \vdots \\
 x_n \\
 \hline
 \end{array}
 \quad
 M = \begin{bmatrix}
 & \mathbf{x}_n & \mathbf{x}_{n-1} & \dots & \mathbf{x}_1 \\
 & \downarrow & \downarrow & \dots & \downarrow \\
 \mathbf{1} \rightarrow & 0 & 0 & \dots & 0
 \end{bmatrix}$$

The above construction has to be considered as the *base step* for the algorithm. Now, suppose $|\mathbf{X}| = N > 1$ and that the point trie, the matrix and the Bar Code have been constructed for $\{P_1, \dots, P_{N-1}\}$. We see how to add P_N and get $N(I(\mathbf{X}))$. First, we update the point trie construction, exactly as in the Lex game, by running the subroutine ExTrie (in line 6 Algorithm 1 is called), which inserts the coordinates of P_N . In this step we keep track of $s = h$, i.e. the level in which P_N 's path forks from the pre-existing trie $\mathfrak{T}(\{P_1, \dots, P_{N-1}\})$. By the point trie construction, we can say that the h -node $v_{h,u}$ in P_N 's path (i.e. s.t. $N \in V_{h,u}$) has $V_{h,u} = \{N\}$, whereas the $(h-1)$ -node $v_{h-1,u'}$ with $N \in V_{h-1,u'}$ has $|V_{h-1,u'}| \geq 2$. This means that such $v_{h-1,u'}$ has at least two children and, by construction, the rightmost one, i.e. $v_{h,u}$, is labelled by $V_{h,u} = \{N\}$.

Picking the node $v_{h,u-1}$ on its left and selecting the leftmost element of its label $V_{h,u-1}$, we get a value l : P_l is exactly Cerlienco-Mureddu σ -antecedent (line 14, which calls Algorithm 3). Since P_l corresponds to the l -th row of M , we know the corresponding term t_l and in particular, this gives us its e-list $e(t_l)$. Using $e(t_l)$, we can localize the s -bar under t_l : let it be $B_j^{(s)}$. This gives us the following information on t_N :

- it lies over $B_1^{(n)}, B_1^{(n-1)}, \dots, B_1^{(s+1)}$: indeed, since the σ -value is s , the variables x_{s+1}, \dots, x_n cannot divide the term t_N ; this implies (by BbC1 - BbC2) that t_N lies over the first $n, \dots, s+1$ bars, i.e. $a_{s+1}^{(N)} = \dots = a_n^{(N)} = 0$, so $x_n, \dots, x_{s+1} \nmid t_N$;
- it should lie over $B_{j+1}^{(s)}$: indeed, similarly, $B_j^{(s)}$ is the bar of the σ -antecedent and x_s must appear in t_N with the exponent increased by one, w.r.t. that of its σ -antecedent, i.e. $a_s^{(N)} = a_s^{(l)} + 1$.

So, we have to test whether $B_{j+1}^{(s)}$ actually lies over $B_1^{(n)}, B_1^{(n-1)}, \dots, B_1^{(s+1)}$; the answer to this question (lines 15,16,20) gives rise to two possible cases

- a. if $B_{j+1}^{(s)}$ does not lie over $B_1^{(n)}, B_1^{(n-1)}, \dots, B_1^{(s+1)}$, then we construct a new s -bar of length one over $B_1^{(n)}, B_1^{(n-1)}, \dots, B_1^{(s+1)}$, on the right of $B_j^{(s)}$, we clearly label it⁸ as $B_{j+1}^{(s)}$ and we construct a $1, \dots, s-1$ bar of length 1 over $B_{j+1}^{(s)}$ (lines 16-19).

Clearly, in this case $t_N = x_s^{j+2}$, so we store the output in the N -th row of M .

- b. if $B_{j+1}^{(s)}$ lies over $B_1^{(n)}, B_1^{(n-1)}, \dots, B_1^{(s+1)}$, we must continue, repeating the procedure, as we describe below.

In case b., first of all, we have to restrict the point trie only to the points whose corresponding terms lie over $B_{j+1}^{(s)}$. The set containing these points⁹ is denoted by S and is obtained reading $B_{j+1}^{(s)}$. More precisely, $S = \psi(B_{j+1}^{(s)})$, where $\psi : B \rightarrow \mathcal{T}$ is the function sending each 1-bar $B_l^{(1)}$ in the term t_l over it and, inductively, for $1 < u \leq n$, $\psi(B_h^{(u)}) = \bigcup_{B \text{ over } B_h^{(u)}} \psi(B)$ (line 22). Then, we *read* P_N 's path, from level $s-1$ to level 1, looking for the first level h' in which the node $v_{h',u''}$ with $N \in V_{h',u''}$ is s.t. $S \cap V_{h',u''} \neq \emptyset$.

By the point trie construction, one of the children nodes of $v_{h',u''}$ contains N in its label; we denote it by $v_{h'+1,w}$. The new σ -value is then $s' = h' + 1$ and once got it, we can compute the σ -antecedent exactly as before. More precisely, we consider the rightmost child $v_{h'+1,z}$ of $v_{h',u''}$ on the left of $v_{h'+1,w}$ whose label has nonempty intersection with S . The leftmost element in this intersection is the σ -antecedent $P_{l'}$.

Exploiting the e-list of $\Phi(P_{l'}) = t_{l'}$, i.e. the l' -th row of M , we find the s' -bar under, say $B_{j'}^{(s')}$. Now, t_N

- lies over $B_1^{(n)}, B_1^{(n-1)}, \dots, B_1^{(s+1)}, B_{j+1}^{(s)}, B_e^{(s-1)}, B_{e'}^{(s-2)}, \dots, B_{e''}^{(s'+1)}$, where $B_e^{(s-1)}$ is the first $(s-1)$ -bar over $B_{j+1}^{(s)}$, $B_{e'}^{(s-2)}$ the first $(s-2)$ -bar over $B_e^{(s-1)}$ and so on;
- it should lie over $B_{j'+1}^{(s')}$,

⁸The label depends on the position in the Bar Code, so if we insert a new bar $B_{j+1}^{(s)}$, the bars on its right change label becoming $B_{j+2}^{(s)}$ and so on.

⁹These are the points P_i , $1 \leq i < N$ s.t. $\pi^s(\alpha^{(N)}) = \pi^s(\alpha^{(i)}) = (\alpha_s^{(N)}, 0, \dots, 0)$, similarly to Cerlienco-Mureddu algorithm. The only difference is that we do not consider P_N .

so we repeat the test on $\mathbf{B}_{j'+1}^{(s')}$, concluding (case a.) or repeating (case b.) the procedure.

The procedure is repeated until we get to the 1-bars or if in the decision step we get case a.

The position in the Bar Code, being actually the e-list, allows to establish the term corresponding to P_N , which is finally stored in the N -th row of M .

For the pseudocode of the described algorithm see Appendix Appendix A.

Remark 21. Let us consider the point trie $\mathfrak{T}(\{P_1, \dots, P_{N-1}\})$ and suppose we want to deal with P_N . We insert P_N in the point trie $\mathfrak{T}(\{P_1, \dots, P_{N-1}\})$. Let h be the level in which P_N 's path forks from $\mathfrak{T}(\{P_1, \dots, P_{N-1}\})$. Clearly the h -node $v_{h,u}$ of P_N 's path is s.t. $V_{h,u} = \{N\}$ and by the point trie construction, h is the σ -value.

Since at level h there is a fork, in the parent node $v_{h-1,u'}$ the label $V_{h-1,u'}$ contains at least one point's index, besides N , so $v_{h-1,u'}$ has at least one child besides $v_{h,u}$. Let us take the sibling node $v_{h,u-1}$ just on the left of $v_{h,u}$. Suppose that $v_{h,u-1}$ has label $V_{h,u-1} = \{i_1, \dots, i_j\}$, $1 \leq j \leq N-1$ and consider i_1 (the leftmost element in the label). We show that P_{i_1} is the point with maximal index s.t.

- P_{i_1} shares the first $h-1$ coordinates with P_N ;
- the exponents of x_{h+1}, \dots, x_n are zero in $\alpha^{(i_1)}$.

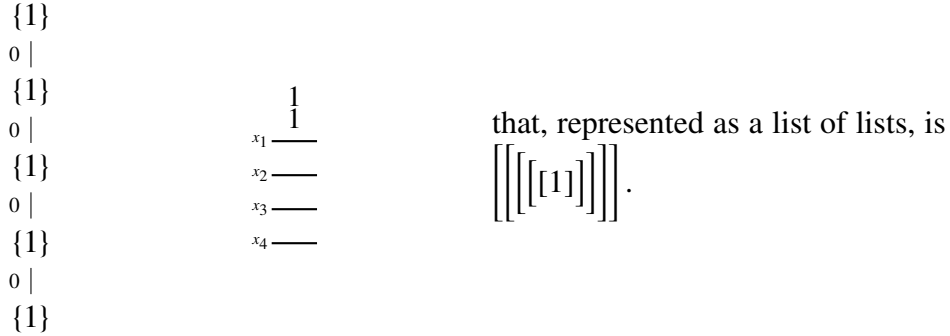
First of all, P_{i_1} satisfies these two conditions. Indeed, $i_1, N \in V_{h-1,u}$, so $\pi_{h-1}(P_{i_1}) = \pi_{h-1}(P_N)$. If P_{i_1} would fork from the point trie at some level $k > h$, then there would exist another point P_{m_1} , $m_1 < i_1$ with $\pi_{h-1}(P_{m_1}) = \pi_{h-1}(P_{i_1}) = \pi_{h-1}(P_N)$, so also $m_1 \in V_{h,u-1}$ being on the left of i_1 , contradicting the choice of the leftmost label. Thus, P_{i_1} forks at some level $\leq h$ and so the exponents of x_{h+1}, \dots, x_n are zero in $\alpha^{(i_1)}$.

Now let us consider some point P_{n_1} , with $n_1 > i_1$. We show that it cannot satisfy the conditions above. If $n_1 \notin V_{h,u-1}$, it does not share the first $h-1$ coordinates with P_N ; otherwise it is a label on the right of i_1 (i_1 was the leftmost). Then, it must fork from the trie at some level $> h$, this implying that the exponents of x_{h+1}, \dots, x_n are not all zero in $\alpha^{(n_1)}$.

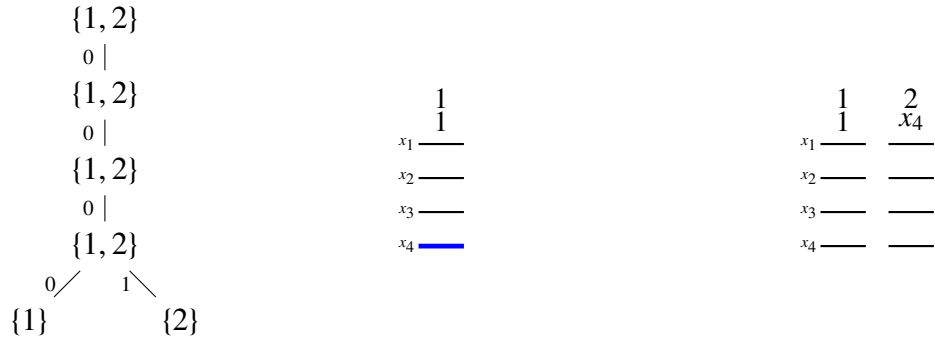
We show now a commented example of the execution of our algorithm. A more complex one can be found in Appendix Appendix B.

Example 22. Consider the following finite set of distinct points $\mathbf{X} = \{(0, 0, 0, 0), (0, 0, 0, 1), (0, 1, 2, 3), (1, 0, 0, 0), (1, 0, 0, 1), (1, 1, 2, 3), (0, 1, 2, 4), (1, 1, 2, 4)\} \subset \mathbf{k}[x_1, x_2, x_3, x_4]$. In this case, $n = 4$ and we fix on $\mathbf{k}[x_1, x_2, x_3, x_4]$ the lexicographical ordering induced by $x_1 < x_2 < x_3 < x_4$. We know that the ideal whose variety is the only

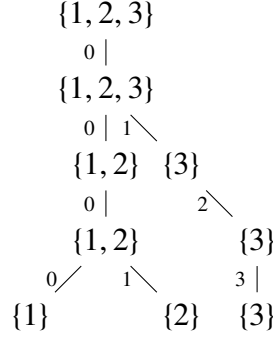
point $P_1 = (0, 0, 0, 0)$ is $I(\{P_1\}) = (x_1, x_2, x_3, x_4)$, so that the (lexicographical) Groebner escalier only contains $t_1 = 1 = x_4^0 x_3^0 x_2^0 x_1^0$, so that the matrix M of the output monomials' e-lists contains only the zero row: $M = \begin{bmatrix} 0 & 0 & 0 & 0 \end{bmatrix}$ We display below both the point trie and the Bar Code.




The point $P_2 = (0, 0, 0, 1)$, as we can see by the point trie below, forks for $s = 4$ and the σ -antecedent is P_l , for $l = 1$, so for now we know that $M[2] = [1, ?, ?, ?]$, i.e. we know only the exponent of x_4 ; we have that $B = B_1^{(4)}$ and that there are no next 4-bars, so that B' still does not exist. We create it getting the Bar Code on the right:



which, represented by a list, is $\left[\left[\left[\left[[1] \right] \right] \right], \left[\left[\left[[2] \right] \right] \right] \right]$. By the Bar Code constructed above, we have $t_2 = x_4$, so $M = \begin{bmatrix} 0 & 0 & 0 & 0 \\ 1 & 0 & 0 & 0 \end{bmatrix}$ Take now $P_3 = (0, 1, 2, 3)$; after the insertion of this point, the point trie has the following shape:



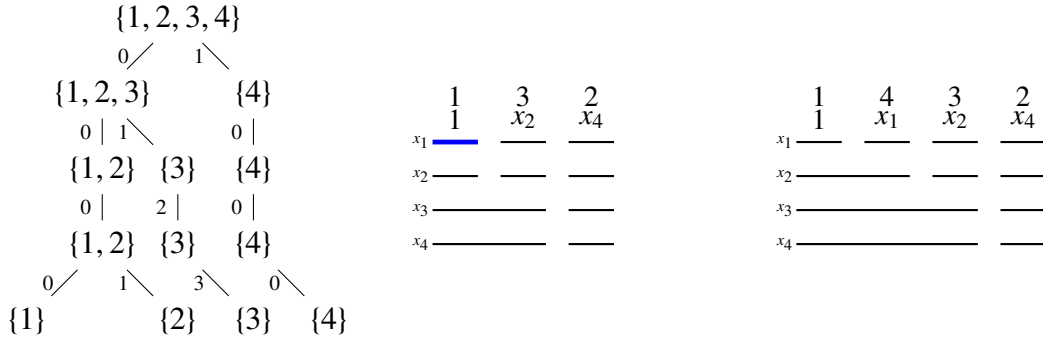
The fork happens for $s = 2$ and the σ -antecedent is P_l , for $l = 1$ and $B = B_1^{(2)}$ so $M[3] = [0, 0, 1, ?]$, i.e. $x_3, x_4 \nmid t_3$, $x_2^2 \nmid t_3$ and $x_2 \mid t_3$; we ask for a bar B' , lying over $B_1^{(4)}, B_1^{(3)}$, just on the right of B and since again this bar B' does not exist, we create it getting the following Bar Code:



Clearly $t_3 = x_2$, so

$$M = \begin{bmatrix} 0 & 0 & 0 & 0 \\ 1 & 0 & 0 & 0 \\ 0 & 0 & 1 & 0 \end{bmatrix}$$

For $P_4 = (1, 0, 0, 0)$, as shown by the point trie below, the fork happens in $s = 1$ and the σ -antecedent is P_l , for $l = 1$. Then $M[4] = [0, 0, 0, 1]$. Indeed, we have $B = B_1^{(1)}$ and B' has to be created, since there is no 1-bar on the right of B , lying over $B_1^{(4)}, B_1^{(3)}, B_1^{(2)}$, so we do it, obtaining the Bar Code on the right

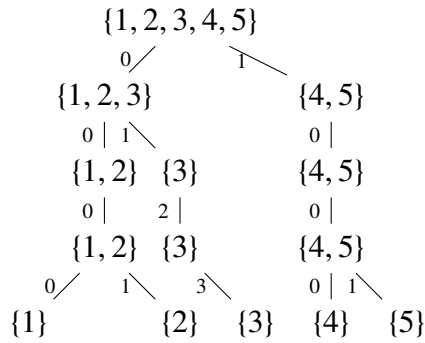


which, represented as a list, is $\left[\left[\left[[1], [4] \right], [3] \right] \right], \left[\left[[2] \right] \right] \right]$.

Clearly $t_4 = x_1$, so

$$M = \begin{bmatrix} 0 & 0 & 0 & 0 \\ 1 & 0 & 0 & 0 \\ 0 & 0 & 1 & 0 \\ 0 & 0 & 0 & 1 \end{bmatrix}$$

Consider $P_5 = (1, 0, 0, 1)$; the fork happens in $s = 4$ and $l = 4$, as shown in the point trie below;

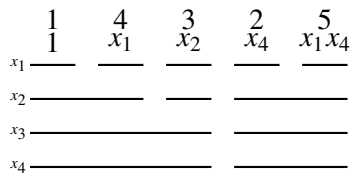


so $M[5] = [1, ?, ?, ?]$, i.e. $x_4 \mid t_5$.

We have $B = B_1^{(4)}$ and in this case $B' = B_2^{(4)}$ exists and there is t_2 over it, so $S = \{P_2\}$. The fork with P_2 happens at $s = 1$ and the σ -antecedent is P_l , for $l = 2$, so $B = B_4^{(1)}$ and $M[5] = [1, 0, 0, 1]$.



Since B' still does not exist, we create it and we desume that $t_5 = x_1x_4$ and

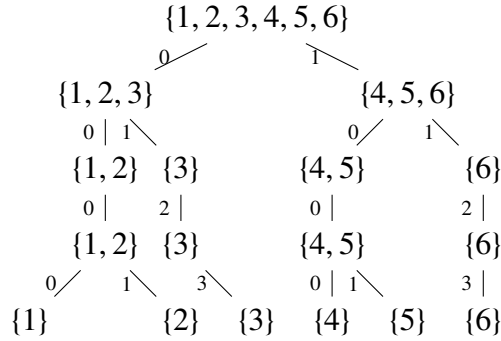


which, represented as a list, is $\left[\left[\left[\left[1\right],\left[4\right]\right],\left[\left[3\right]\right]\right],\left[\left[\left[2\right],\left[5\right]\right]\right]\right]$.

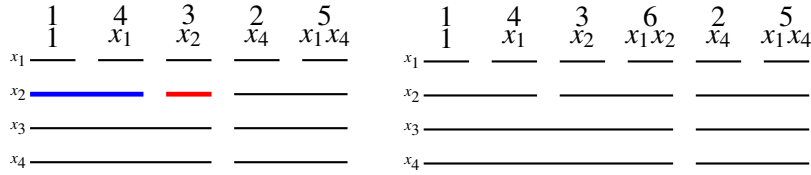
So

$$M = \begin{bmatrix} 0 & 0 & 0 & 0 \\ 1 & 0 & 0 & 0 \\ 0 & 0 & 1 & 0 \\ 0 & 0 & 0 & 1 \\ 1 & 0 & 0 & 1 \end{bmatrix}$$

After the insertion of $P_6 = (1, 1, 2, 3)$, the point trie has the following shape



The fork happens in $s = 2$ and $l = 4$, so $M[6] = [0, 0, 1, ?]$, $B = B_1^{(2)}$ and $B' = B_2^{(2)}$, with $t_3 = x_2$ over it. Then $S = \{P_3\}$. The fork with P_3 happens in $s = 1$ and clearly $l = 3$, so $M[6] = [0, 0, 1, 1]$ $B = B_3^{(1)}$ and there are no 1-bars lying over $B_1^{(4)}, B_1^{(3)}, B_1^{(2)}$, so we create B' , getting the Bar Code on the right:

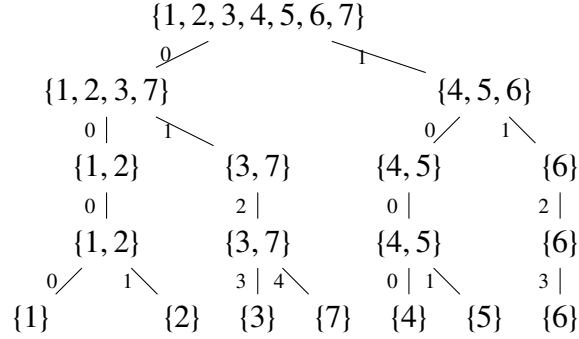


which, represented as a list, is $\left[\left[\left[[1], [4] \right], [3], [6] \right] \right], \left[\left[[2], [5] \right] \right] \right]$.

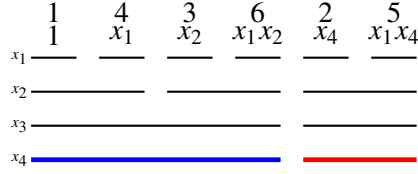
So $t_6 = x_1 x_2$

$$M = \begin{bmatrix} 0 & 0 & 0 & 0 \\ 1 & 0 & 0 & 0 \\ 0 & 0 & 1 & 0 \\ 0 & 0 & 0 & 1 \\ 1 & 0 & 0 & 1 \\ 0 & 0 & 1 & 1 \end{bmatrix}$$


We insert now in the point trie the point $P_7 = (0, 1, 2, 4)$, getting



The fork happens in $s = 4$ and the σ -antecedent is P_l , for $l = 3$ so $M[7] = [1, ?, ?, ?]$ We go to $B = B_1^{(4)}$ so $B' = B_2^{(4)}$, over which we have t_2, t_5 so $S = \{P_2, P_5\}$



The fork with S happens in $s = 2$ and the σ -antecedent is P_l , for $l = 2$; $B = B_3^{(2)}$; since there is no 2-bar lying over $B_2^{(4)}, B_2^{(3)}$ and $B_4^{(2)}$, we have $M[7] = [1, 0, 1, 0]$ and we create B' , getting

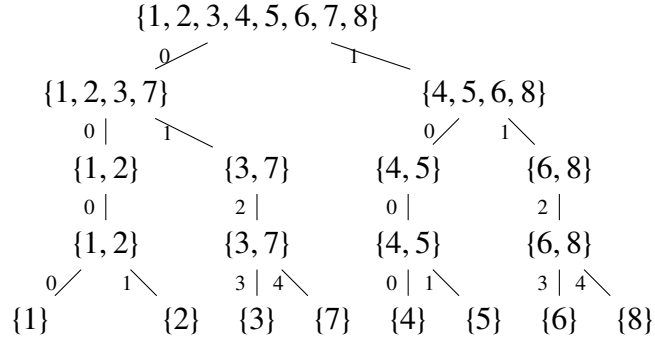


which, represented as a list, is $\left[\left[\left[[1], [4] \right], [3], [6] \right] \right], \left[\left[[2], [5] \right], [7] \right] \right]$.

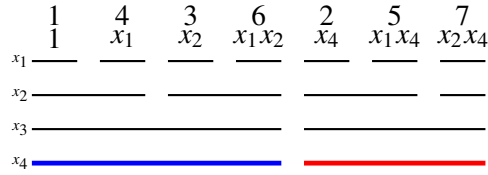
The corresponding term is then $t_7 = x_2 x_4$, so

$$M = \begin{bmatrix} 0 & 0 & 0 & 0 \\ 1 & 0 & 0 & 0 \\ 0 & 0 & 1 & 0 \\ 0 & 0 & 0 & 1 \\ 1 & 0 & 0 & 1 \\ 0 & 0 & 1 & 1 \\ 1 & 0 & 1 & 0 \end{bmatrix}$$

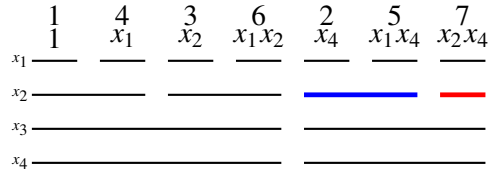
Finally we insert $P_8 = (1, 1, 2, 4)$ in the point trie and




The fork happens in $s = 4$ and the σ -antecedent is P_l , for $l = 6$, so $M[8] = [1, ?, ?, ?]$, $B = B_1^{(4)}$ and $B' = B_2^{(4)}$ with $S = \{P_2, P_5, P_7\}$.



The fork with S happens in $s = 2$ and the σ -antecedent is P_l , for $l = 5$ so $M[8] = [1, 0, 1, ?]$, $B = B_3^{(2)}$ and $B' = B_4^{(2)}$ and so $S = \{P_7\}$



The fork with $S = \{P_7\}$ happens in $s = 1$, $l = 7$ so $B = B_7^{(1)}$. Since there is no 1 bar over $B_2^{(4)}, B_2^{(3)}, B_4^{(2)}$, then we create it, getting the final Bar Code



which, represented as a list, is $\left[\left[\left[\left[1\right],\left[4\right]\right],\left[\left[3\right],\left[6\right]\right]\right],\left[\left[\left[2\right],\left[5\right]\right],\left[\left[7\right],\left[8\right]\right]\right]\right]$.

We have $M[8] = [1, 0, 1, 1]$, $t_8 = x_1 x_2 x_4$ and finally

$$M = \begin{bmatrix} 0 & 0 & 0 & 0 \\ 1 & 0 & 0 & 0 \\ 0 & 0 & 1 & 0 \\ 0 & 0 & 0 & 1 \\ 1 & 0 & 0 & 1 \\ 0 & 0 & 1 & 1 \\ 1 & 0 & 1 & 0 \\ 1 & 0 & 1 & 1 \end{bmatrix}$$

We can conclude that the Groebner escalier associated to $I(\mathbf{X})$ is $N(I(\mathbf{X})) = \{1, x_1, x_2, x_1 x_2, x_4, x_1 x_4, x_2 x_4, x_1 x_2 x_4\}$. \diamond

7. Complexity and comparisons

In this section, we compute the complexity of our iterative Lex Game algorithm. We first remind that N is the number of points, n is the number of variables and r the maximal number of children of a node in the point trie.

The construction of the point trie is identical to that of the Lex Game, with complexity $nN + N \min(N, nr) \sim O(nNr)$. Interlacing with the Lex Game in order to produce our Bar Code: for each of the N points, while constructing the new branch of the point trie corresponding to the new point, we obtain the level h in which the new point forks from the previous ones and the node in the $h - 1$ -level in which the point is still not splitted from the previous ones (and in particular the σ -antecedent). Then

- take the following h -block in the Bar Code
- lengthen the $h + 1, \dots, n$ bar under this block and keep track of the corresponding exponents of the monomials (i.e. 0);
 1. if such following h -block in the Bar Code does not exist yet we insert it by adding the $1, \dots, h$ bars (whose length is one)
 2. if it exists
 - lengthen also the h bar under this block and keep track of the h exponent of the monomials

- we walk in the path of the trie corresponding to the new point, from level $h - 1$ to level 1, repeating the procedure.

The n Bar Code levels (each associated with one of the variables) are read and written each once. The cost of detecting the following h block is the same as identifying the last element belonging to the current h -block and in the $h - 1$ -node of the trie in which the new point appears. Since the number of points both in the ordered h -block and in the $h - 1$ -ordered node are bounded by N , the complexity of this problem is $N \log(N)$. Therefore, this procedure costs $N^2 n \log(N)$; adding the cost of constructing the point trie, we get again $N^2 n \log(N)$. We remind that Cerlienco-Mureddu algorithm has complexity $n^2 N^2$, while the Lex Game has complexity $nN + N \min(N, nr)$, so our procedure places itself halfway between Cerlienco-Mureddu and the Lex Game, maintaining Cerlienco-Mureddu's iterativity.

8. Separator polynomials

In this section, we examine the problem of iteratively computing separator polynomials for a finite set of distinct points.

Definition 23. A family of separators for a finite set $\mathbf{X} = \{P_1, \dots, P_N\}$ of distinct points is a set $Q = \{Q_1, \dots, Q_N\}$ s.t. $Q_i(P_i) = 1$ and $Q_i(P_j) = 0$, for each $1 \leq i, j \leq N$, $i \neq j$.

Given $\mathbf{X} = \{P_1, \dots, P_N\}$, with $P_i := (a_{1,i}, \dots, a_{n,i})$, $i = 1, \dots, N$, we denote by $C = (c_{i,j})$ the witness matrix [22], i.e. the (symmetric) matrix s.t., for $i, j = 1, \dots, N$, $c_{i,j} = 0$ if $i = j$ and if $i \neq j$, $c_{i,j} = \min\{h : 1 \leq h \leq n \text{ s.t. } a_{h,i} \neq a_{h,j}\}$.

Example 24. For the set $\mathbf{X} = \{(1, 0), (0, 1), (0, 2)\}$, the witness matrix is

$$C = \begin{bmatrix} 0 & 1 & 1 \\ 1 & 0 & 2 \\ 1 & 2 & 0 \end{bmatrix}$$

◇

We compute the separators iteratively on the points, by means of a variation of the following Lagrange formula:

$$R_i = \prod_{i \neq j} \frac{x_{c_{i,j}} - a_{c_{i,j},j}}{a_{c_{i,j},i} - a_{c_{i,j},j}} = \prod_{j \neq i} p_{i,j}^{[c_{i,j}]}, \text{ with } p_{i,j}^{[c_{i,j}]} = \frac{x_{c_{i,j}} - a_{c_{i,j},j}}{a_{c_{i,j},i} - a_{c_{i,j},j}}.$$

In particular, by means of the point trie, we can get squarefree separator polynomials $Q_i = \sqrt{R_i}$, as in [14, 23], differently from [21], even if in [21, Remark 5.3], the author remarks that removing exponents to all factors of separator polynomials, produces again separator polynomials. We have to point out also that our polynomials have also smaller degree than those in [14], even if also the polynomials found there are squarefree.

If there is only one point in \mathbf{X} , then we set $Q_1 = 1$.

Suppose now to have computed the separators Q_1, \dots, Q_{N-1} associated to $\{P_1, \dots, P_{N-1}\}$ and to deal with P_N . We see now how to compute the separator of P_N and how to modify the previous ones, to get the new separators Q'_1, \dots, Q'_N for \mathbf{X} .

First we set $Q'_N = 1$. Then, for each variable $j = 1, \dots, n$, we take the node $v_{j,u}$ s.t. $N \in V_{j,u}$. For each sibling $v_{j,u'}$ of $v_{j,u}$, we pick an element $\bar{i} \in V_{j,u'}$ and we set $Q'_N = Q'_N p_{N,\bar{i}}^{[j]}$. If $|V_{j,u}| = 1$, namely $v_{j,u}$ is labelled only by N , then, for each sibling $v_{j,u'}$, for each $i \in V_{j,u'}$, we set $Q'_i = Q_i p_{i,N}^{[j]}$.

Once concluded this procedure, if a separator $Q_h, \leq h \leq N$ has *not* been involved in the above steps, we set $Q'_h = Q_h$, getting a family of separators $\{Q'_1, \dots, Q'_N\}$ for $\mathbf{X} = \{P_1, \dots, P_N\}$.

The complexity of a single iterative round of our procedure is $O(\min(N, nr))$.

In the following simple example, we compare the separator families one gets using our method and those stated in [14, 23, 21]

Example 25. Consider the set $\mathbf{X} = \{P_1 = (1, 0), P_2 = (0, 1), P_3 = (0, 2)\}$ of example 24. The formula stated in [14], gives the following separator family:

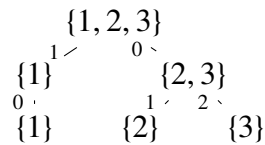
$$Q_1 = \frac{1}{2}x(y-1)(y-2); Q_2 = y(x-1)(y-2); Q_3 = -\frac{1}{2}(x-1)y(y-1),$$

whereas, using the formula in [21], we get

$$Q_1 = x^2; Q_2 = (x-1)(y-2); Q_3 = -(x-1)(y-1).$$

The separator polynomials we get from Moeller algorithm [23] by trivial reduction on the triangular polynomials are $Q_1 = x$, $Q_2 = 2 - 2x - y$ and $Q_3 = x + y - 1$; these polynomials are squarefree and with support in the escalier associated to $I(\mathbf{X})$.

The point trie we can construct from our set is



In the first step, we set $Q'_1 = 1$; then, adding P_2 to the trie we set $Q'_2 = p_{2,1}^{[1]} = -(x-1)$ and we modify also Q'_1 , setting $Q'_1 = Q'_1 p_{1,2}^{[1]} = x$, since, when P_3 is still not in the trie, the node $v_{1,2}$, has $V_{1,2} = \{2\}$. So, w.r.t. $\{P_1, P_2\}$, we have $Q'_1 = x$, $Q'_2 = -(x-1)$. Finally, we add P_3 . This way, $Q_3 = p_{3,1}^{[1]} p_{3,2}^{[2]} = -(x-1)(y-1)$ and since $V_{2,3} = \{3\}$, $Q_2 = Q'_2 p_{2,3}^{[2]} = (x-1)(y-2)$. Finally, we have

$$Q_1 = x; Q_2 = (x-1)(y-2); Q_3 = -(x-1)(y-1),$$

which are exactly the polynomials that one could obtain from those of [21] by removing exponents from each factor. \diamond

9. Auzinger-Stetter matrices

In this section, we finally deal with the computation of Auzinger-Stetter matrices associated to the zerodimensional (radical) ideal of a finite set of distinct points $\mathbf{X} = \{P_1, \dots, P_N\}$.

Definition 26. Let $I \triangleleft \mathbf{k}[x_1, \dots, x_n]$ be a zerodimensional ideal and $A := \mathbf{k}[x_1, \dots, x_n]/I$. For each $f \in A$ we can denote $\Phi_f : A \rightarrow A$ the linear form describing the multiplication by f in A and, fixed a basis¹⁰ $B = \{[b_1], \dots, [b_m]\}$ for A , we can represent it by a matrix $A_f = (a_{ij})$ so that $[b_i f] = \sum_j a_{ij} [b_j]$ for each i . We call Auzinger-Stetter matrices associated to I , the matrices A_{x_i} , for $i = 1, \dots, n$, defined with respect to the basis given by the lex escalier of I .

Given finite set of distinct points $\mathbf{X} = \{P_1, \dots, P_N\}$, we denote by $I := I(\mathbf{X}) \triangleleft \mathbf{k}[x_1, \dots, x_n]$ the associated zerodimensional radical ideal. If $H = \{f_1, \dots, f_m\} \subset \mathbf{k}[x_1, \dots, x_n]$ is a set of polynomials, we denote by $H(\mathbf{X}) = (h_{i,j})$ the $m \times N$ matrix s.t. $h_{i,j} = f_i(P_j)$, $1 \leq i \leq m$, $1 \leq j \leq N$. Let us denote as usual by $\mathbf{N}(I) := \{t_1, \dots, t_N\}$ the lexicographical Groebner escalier associated to I ; given a term $s \in \mathcal{T}$, $s\mathbf{N}(I) := \{st_1, \dots, st_N\}$ and

- $A_{x_h} := (a_{li}^{(h)})_{li}$, $1 \leq h \leq n$, $1 \leq l, i \leq N$, the Auzinger-Stetter matrices w.r.t. $\mathbf{N}(I)$;
- $B := \mathbf{N}(I)(\mathbf{X}) := (b_{lj})_{lj}$, $1 \leq l, j \leq N$, $b_{lj} := t_l(P_j)$;
- $C := (c_{ji})_{ji}$, $1 \leq j, i \leq N$, the inverse matrix of B , i.e. $C := B^{-1}$

¹⁰where we denote $[f] \in A$ the residue class modulo I of an element $f \in \mathbf{k}[x_1, \dots, x_n]$.

- $D^{(h)} := (d_{lj}^{(h)})_{lj}, 1 \leq h \leq n, 1 \leq l, j \leq N, d_{lj}^{(h)} := \alpha_h^{(j)} t_l(P_j)$, the evaluation of $x_h t_l$ at the point P_j .

Our tool is the result proposed in the following

Lemma 27 ([22], Lemma 3.2). *Let $\mathbf{X} = \{P_1, \dots, P_N\}$ be a finite set of distinct points and $I := I(\mathbf{X}) \triangleleft \mathbf{k}[x_1, \dots, x_n]$ the associated zerodimensional radical ideal.*

Let $\mathbf{N} = \{t_1, \dots, t_N\} \subset \mathbf{k}[x_1, \dots, x_n]$ such that $[\mathbf{N}] = \{[t_1], \dots, [t_N]\}$ is a basis for $A := \mathbf{k}[x_1, \dots, x_n]/I$. Then, for each $f \in \mathbf{k}[x_1, \dots, x_n]$ we have

$$Nf(f, \mathbf{N}) = (t_1, \dots, t_N)(\mathbf{N}(\mathbf{X})^{-1})^t (f(P_1), \dots, f(P_N))^t,$$

where $Nf(f, \mathbf{N})$ is the normal form of f w.r.t. \mathbf{N} , i.e. the unique expression of the residue modulo I of f as a linear combination of the elements in the basis $[\mathbf{N}]$.

In particular, to compute A_{x_h} , we can employ the above lemma as follows. We first point out that, for $1 \leq l \leq N$, the l -th row of A_{x_h} is the normal form of $x_h t_l$:

$$\begin{aligned} Nf(x_h t_l, \mathbf{N}(I)) &= \sum_{i=1}^N a_{li} t_i = (t_1, \dots, t_N) C^t (x_h t_l(P_1), \dots, x_h t_l(P_N))^t = \\ &= (t_1, \dots, t_N) C^t (d_{l1}^{(h)}, \dots, d_{lN}^{(h)})^t = \sum_i \left(\sum_{j=1}^N d_{lj}^{(h)} c_{ji} \right) t_i. \end{aligned}$$

This trivially implies that

$$A_{x_h} = D^{(h)} C.$$

Of course we need a procedure which iteratively extends the computation of the inverse of an invertible matrix; we cannot use the recent fast invertible matrix approach [2, 11, 20, 27, 31], thus we only aim to obtain a $O(N \cdot (nN^2))$ complexity and we limit ourselves to an adaptation of the computation of the inverse of a $N \times N$ matrix by Gaussian reduction on the columns.

In particular we begin writing below the $N \times N$ matrix B an identical N -square matrix I , getting $\begin{pmatrix} B \\ I \end{pmatrix}$. Then, we perform column reduction to the whole $\begin{pmatrix} B \\ I \end{pmatrix}$, in order to transform B to the identity. In particular, at each step, one gets a new matrix $\begin{pmatrix} F \\ E \end{pmatrix}$, where clearly $F = (f_{li}), E = (e_{li})$ are N -square matrices, s.t. the following relations on columns hold

$$(f_{1i} \dots f_{Ni})^t = B(e_{1i} \dots e_{Ni})^t, \quad 1 \leq i \leq N. \quad (1)$$

Each reduction step, clearly modifies also E , so once concluded reduction on B we obtain a matrix $\begin{pmatrix} I \\ C \end{pmatrix}$ and we have $C = B^{-1}$.

Now we adapt the strategy above in order to make the Auzinger-Stetter matrices computation iterative, so we will compute the matrices $B, C, D^{(h)}$ and finally A_{x_h} , $1 \leq h \leq n$, iteratively on the points of \mathbf{X} .

If $\mathbf{X} = \{P_1\}$, then $N(I(\mathbf{X})) = \{1\}$, $B = C = 1$ and, if $P_1 = (a_{1,1}, \dots, a_{n,1})$, then $D^{(h)} = (a_{h,1}) = A_{x_h}$.

Now, if $|\mathbf{X}| > 1$, we can construct the Auzinger-Stetter matrices iteratively, exploiting the Bar Code and again our iterative alternative to Lex Game algorithm. Suppose we have $\mathbf{X}' = \{P_1, \dots, P_{N-1}\}$ and we have computed $N(I(\mathbf{X}'))$ via our algorithm, together with the associated Bar Code \mathbf{B}' ; we add P_N , getting $\mathbf{X} = \{P_1, \dots, P_N\}$. We first point out that, in our Lex Game alternative algorithm, when we conclude the iterative step for P_N , we take the last σ -value s and the corresponding σ -antecedent P_l and we set $t_N = x_s t_l$, then, in the construction of the matrix B , we can compute iteratively the elements $b_{N,i} = t_N(P_i)$, $1 \leq i \leq N$ as

$$t_N(P_i) = a_{s,i} t_l(P_N) = a_{s,i} b_{l,N}.$$

We see now how to invert B , supposing to know the matrices B' and $\begin{pmatrix} I' \\ C' \end{pmatrix}$ associated to \mathbf{X}' . We first border B' getting a new matrix B'' , by means of the remark on σ -antecedents and σ -values stated above. In particular, if $B' = (b'_{ij})$, $1 \leq i, j \leq N-1$ then $B'' = (b''_{h,m})$, $1 \leq h, m \leq N$ with

$$b''_{hm} = \begin{cases} b'_{hm} & \text{if } 1 \leq h, m \leq N-1 \\ 1 & \text{if } m = N, h = 1 \\ a_{s(h),m} b''_{l(h)m} & \text{if } m = N, 2 \leq h \leq N-1, \\ a_{s(h),N} b''_{l(h)m} & \text{if } h = N, 1 \leq m \leq N \end{cases}$$

where $s(h), l(h)$ are such that $t_h = x_{s(h)} t_{l(h)}$ so $P_{l(h)}$ is the last σ -antecedent of P_h and $s(h)$ the last σ -value. Then we border $C' = (c'_{ij})$, $1 \leq i, j \leq N-1$ with the last row and column of the $N \times N$ identity matrix and we get $C'' = (c''_{h,m})$, $1 \leq h, m \leq N$, with

$$c''_{hm} = \begin{cases} c'_{hm} & \text{if } 1 \leq h, m \leq N-1 \\ 0 & \text{if } h = N, 1 \leq m \leq N-1 \text{ or } m = N, 1 \leq h \leq N-1, \\ 1 & \text{if } h = m = N. \end{cases}$$

In order to border $I' = (i'_{lj}), 1 \leq l, j \leq N-1$, and get $I'' = (i''_{hk}), 1 \leq h, k \leq N$, we perform the following multiplication, which is a reformulation of (1)

$$(i''_{N1} \dots i''_{N,N-1}) = (b''_{N1} \dots b''_{N,N-1})C' \quad (2)$$

getting the terms $1, \dots, N-1$ of the last row of I'' (to be added on the bottom of I'); the last column of I'' is exactly the N -th column of B'' , in other words

$$i''_{hk} = \begin{cases} i'_{hk} & \text{if } 1 \leq h, k \leq N-1 \\ \sum_{j=1}^{N-1} b_{Nj} c'_{jk} & \text{if } h = N, 1 \leq k \leq N-1 \\ b''_{hk} & \text{if } k = N, 1 \leq h \leq N. \end{cases}$$

This way, we have $\begin{pmatrix} I'' \\ C'' \end{pmatrix}$; we reduce the last column w.r.t. the previous ones, getting

$$i''_{hk} = \begin{cases} i'_{hk} & \text{if } 1 \leq h, k \leq N-1 \\ \sum_{j=1}^{N-1} b_{Nj} c'_{jk} & \text{if } h = N, 1 \leq k \leq N-1 \\ 0 & \text{if } k = N, 1 \leq h \leq N-1 \\ b''_{NN} - \sum_{j=1}^{N-1} i''_{jN} i''_{Nj} = b''_{NN} - \sum_{j=1}^{N-1} b''_{jN} i''_{Nj} & \text{if } h = k = N \end{cases}$$

Then we use again column reduction in order to reduce the last row of I'' , so that I'' is transformed to the $N \times N$ identity matrix I . More precisely we first divide the last column of $\begin{pmatrix} I'' \\ C'' \end{pmatrix}$ by i''_{NN} so each i''_{hN} is transformed into i''_{hN}/i''_{NN} and each c''_{hN} is transformed into c''_{hN}/i''_{NN} , for $1 \leq h \leq N$ (in particular, now i''_{NN} becomes 1). Then, for $1 \leq m \leq N-1$, we subtract the N -th column of $\begin{pmatrix} I'' \\ C'' \end{pmatrix}$ multiplied by i''_{Nm} from the m -th column of $\begin{pmatrix} I'' \\ C'' \end{pmatrix}$ and we substitute the result to the m -th column of $\begin{pmatrix} I'' \\ C'' \end{pmatrix}$, obtaining a new matrix $\begin{pmatrix} I \\ C \end{pmatrix}$, where I is the $N \times N$ identity matrix and $C = (c_{hm}), 1 \leq h, m \leq N$ s.t.

$$c_{hm} = \begin{cases} c''_{hm} - i''_{Nm} c''_{hN} & \text{if } 1 \leq h \leq N, 1 \leq m \leq N-1 \\ c''_{hm} & \text{if } m = N, 1 \leq h \leq N. \end{cases}$$

Setting $B := B''$, we have $C = B^{-1}$.

Now, we compute $D^{(h)}$ edging the analogous matrix $D'^{(h)}$ for \mathbf{X}' , using an analogous argument as for B . In particular if $D'^{(h)} = (d'_{lj}^{(h)}), 1 \leq l, j \leq N-1$ then

$D''^{(h)} = (d''^{(h)}_{k,m}), 1 \leq k, m \leq N$ with

$$d''^{(h)}_{km} = \begin{cases} d'^{(h)}_{km} & \text{if } 1 \leq k, m \leq N-1 \\ a_{s(N),m} d''^{(h)}_{l(N)m} & \text{if } k = N, 1 \leq m \leq N \\ a_{s(k),m} d''^{(h)}_{l(k)m} & \text{if } m = N, 1 \leq k \leq N-1 \end{cases}$$

where $s(k), l(k)$ are such that $t_k = x_{s(k)} t_{l(k)}$ so $P_{l(k)}$ is the last σ -antecedent of P_k and $s(k)$ the last σ -value.

Finally, if $A'_{x_h} := (a'_{l'j'})_{l',j'}, 1 \leq h \leq n, 1 \leq l', j' \leq N-1$ are the Auzinger-Stetter matrices for $\mathbf{k}[x_1, \dots, x_n]/I(\mathbf{X}')$, we can find those for A , i.e. $A_{x_h} := (a^{(h)}_{lj})_{lj}, 1 \leq h \leq n, 1 \leq l, j \leq N$, by computing

$$a_{l,j} = \begin{cases} a'_{l,j} + d_{l,N} c_{N,j} & \text{if } l, j = 1, \dots, N-1 \\ \sum_{k=1}^N d_{Nk} c_{kj} & \text{if } l = N, j = 1, \dots, N \\ \sum_{k=1}^N d_{lk} c_{kN} & \text{if } j = N, l = 1, \dots, N. \end{cases}$$

Example 28. Consider again the set $\mathbf{X} = \{P_1 = (1, 0), P_2 = (0, 1), P_3 = (0, 2)\}$ of example 24 and 25.

It is clear that for $P_1, B = C = 1$ and $D^{(1)} = (1) = A_x, D^{(2)} = (0) = A_y$.

Adding P_2 , we have $B'' = \begin{pmatrix} 1 & 1 \\ 1 & 0 \end{pmatrix}$ and $\begin{pmatrix} I'' \\ C'' \end{pmatrix} = \begin{pmatrix} 1 & 1 \\ 1 & 0 \\ 0 & 1 \end{pmatrix}$. We perform Gauss column re-

duction on $\begin{pmatrix} I'' \\ C'' \end{pmatrix}$ by exchanging the two columns and then substituting the second column by the column obtained subtracting the first to the second one and we get

$\begin{pmatrix} 1 & 0 \\ 0 & 1 \\ 0 & 1 \\ 1 & -1 \end{pmatrix}$, so for this step $B = \begin{pmatrix} 1 & 1 \\ 1 & 0 \end{pmatrix}$ and $C = \begin{pmatrix} 0 & 1 \\ 1 & -1 \end{pmatrix}$ and $C = B^{-1}$.

Moreover, $D^{(1)} = \begin{pmatrix} 1 & 0 \\ 1 & 0 \end{pmatrix}, A_x = \begin{pmatrix} 0 & 1 \\ 0 & 1 \end{pmatrix}, D^{(2)} = \begin{pmatrix} 0 & 1 \\ 0 & 0 \end{pmatrix}, A_y = \begin{pmatrix} 1 & -1 \\ 0 & 0 \end{pmatrix}$.

Then we add also P_3 and we edge B getting $B'' = \begin{pmatrix} 1 & 1 & 1 \\ 1 & 0 & 0 \\ 0 & 1 & 2 \end{pmatrix}$ and $C'' = \begin{pmatrix} 0 & 1 & 0 \\ 1 & -1 & 0 \\ 0 & 0 & 1 \end{pmatrix}$.

Since $(0 \ 1 \ 2) \cdot C'' = (1 \ -1 \ 2)$, then $I'' = \begin{pmatrix} 1 & 0 & 1 \\ 0 & 1 & 0 \\ 1 & -1 & 2 \end{pmatrix}$. We Gauss reduce $\begin{pmatrix} I'' \\ C'' \end{pmatrix}$ via :

$$\begin{pmatrix} 1 & 0 & 1 \\ 0 & 1 & 0 \\ 1 & -1 & 2 \\ 0 & 1 & 0 \\ 1 & -1 & 0 \\ 0 & 0 & 1 \end{pmatrix} \rightarrow \begin{pmatrix} 1 & 0 & 0 \\ 0 & 1 & 0 \\ 1 & -1 & 1 \\ 0 & 1 & 0 \\ 1 & -1 & -1 \\ 0 & 0 & 1 \end{pmatrix} \rightarrow \begin{pmatrix} 1 & 0 & 0 \\ 0 & 1 & 0 \\ 1 & 0 & 1 \\ 0 & 1 & 0 \\ 1 & -2 & -1 \\ 0 & 1 & 1 \end{pmatrix} \rightarrow \begin{pmatrix} 1 & 0 & 0 \\ 0 & 1 & 0 \\ 0 & 0 & 1 \\ 0 & 1 & 0 \\ 2 & -2 & -1 \\ -1 & 1 & 1 \end{pmatrix},$$

$$\text{so } C = B^{-1} = \begin{pmatrix} 0 & 1 & 0 \\ 2 & -2 & -1 \\ -1 & 1 & 1 \end{pmatrix}.$$

$$\text{Finally, } D^{(1)} = \begin{pmatrix} 1 & 0 & 0 \\ 1 & 0 & 0 \\ 0 & 0 & 0 \end{pmatrix}, A_x = \begin{pmatrix} 0 & 1 & 0 \\ 0 & 1 & 0 \\ 0 & 0 & 0 \end{pmatrix}, D^{(2)} = \begin{pmatrix} 0 & 1 & 2 \\ 0 & 0 & 0 \\ 0 & 1 & 4 \end{pmatrix}, A_y = \begin{pmatrix} 0 & 0 & 1 \\ 0 & 0 & 0 \\ 2 & -2 & 3 \end{pmatrix}.$$

◇

References

- [1] Auzinger W., Stetter H.J., *An Elimination Algorithm for the Computation of all Zeros of a System of Multivariate Polynomial Equations*, I.S.N.M. 86 (1988), 11–30, Birkhäuser
- [2] Bini D., Capovani M., Lotti G., Romani F., *$O(n^{2.7799})$ complexity for $n \times n$ approximate matrix multiplication*, Information Processing Lett., 8 pp. 234–235, 1979.
- [3] Möller H.M., Buchberger B., *The construction of multivariate polynomials with preassigned zeros*, L. N. Comp. Sci. 144 (1982), 24–31, Springer
- [4] Ceria, M., *Bar Code for monomial ideals*, submitted to Journal of Symbolic Computations, special issue for MEGA 2017.
- [5] Ceria, M., *A proof of the "Axis of Evil theorem" for distinct points*, Rend. Sem. Math. Torino, Vol. 72 No. 3-4, pp. 213–233, 2014
- [6] Ceria, M., *Applications of Bar Code to involutive divisions and a greedy algorithm for complete sets.*, submitted
- [7] Ceria M., Mora T. and Roggero M., *Term-ordering free involutive bases*, DOI: 10.1016/j.jsc.2014.09.005, *Journal of Symbolic Computation*, Volume 68, Part 2, May–June 2015, Pages 87–108.

- [8] Cerlienco L., Mureddu M., *Algoritmi combinatori per l'interpolazione polinomiale in dimensione ≥ 2* , preprint (1990).
- [9] Cerlienco L., Mureddu M., *From algebraic sets to monomial linear bases by means of combinatorial algorithms*, Discrete Math. 139, 73 – 87.
- [10] Cerlienco L., Mureddu M., *Multivariate Interpolation and Standard Bases for Macaulay Modules*, J. Algebra 251 (2002), 686 – 726.
- [11] Coppersmith D., Winograd S., *Matrix multiplication via arithmetic progressions*, Journal of Symbolic Computation, 9 (3): 251, doi:10.1016/S0747-7171(08)80013-2, 1990;
- [12] Faugère J.C., Gianni P., Lazard D. and Mora T., Efficient Computation of Zero-dimensional Gröbner Bases by Change of Ordering, *J. Symb. Comp.* 16 (1993) 329–344.
- [13] Felszeghy B., Rónyai L., *On the lexicographic standard monomials of zero dimensional ideals*, in Proc. 10th Rhine Workshop on Computer Algebra (RWCA), pp.95–105, 2006.
- [14] Felszeghy B., Ráth B., Rónyai L., *The lex game and some applications*, J. Symbolic Computation 41 (2006), 663 – 681.
- [15] Gao S., Rodrigues V.m., Stroomer J., *Groebner basis structure of finite sets of points*, preprint.
- [16] Janet M., *Sur les systèmes d'équations aux dérivées partielles*, J. Math. Pure et Appl., 3, (1920), 65-151.
- [17] Janet M., *Les modules de formes algébriques et la théorie générale des systèmes différentiels*, Annales scientifiques de l'École Normale Supérieure, 1924.
- [18] Janet M., *Les systèmes d'équations aux dérivées partielles*, Gauthier-Villars, 1927.
- [19] Janet M., *Leçons sur les systèmes d'équations aux dérivées partielles*, Gauthier-Villars.

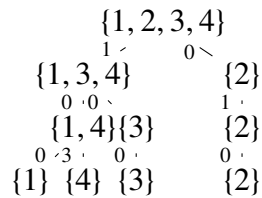
- [20] Le Gall F., *Powers of tensors and fast matrix multiplication*, Proceedings of the 39th International Symposium on Symbolic and Algebraic Computation (ISSAC 2014), arXiv:1401.7714, 2014.
- [21] Lundqvist S., *Complexity of comparing monomials and two improvements of the BM-algorithm*. L. N. Comp. Sci. 5393 (2008), 105–125, Springer
- [22] Lundqvist S., *Vector space bases associated to vanishing ideals of points*, Journal of Pure and Applied Algebra, 214, Issue 4, (2010), pagg 309 – 321.
- [23] Marinari M.G, Mora T., Moeller H.M., *Gröbner bases of ideals defined by functionals with an application to ideals of projective points* , Appl. Algebra Engrg. Comm. Comput. 4 (1993), 103-145.
- [24] Mora T., *Solving Polynomial Equation Systems* 4 Vols., Cambridge University Press, I (2003), II (2005), III (2015), IV (2016).
- [25] Mourrain B., *Bezoutian and quotient ring structure* J. Symb. Comp. **39** (2005), 397-415
- [26] Mora T., *An FGLM-like algorithm for computing the radical of a zero-dimensional ideal* Journal of Algebra and Its Applications
- [27] Pan V.Y., *Strassen's algorithm is not optimal*, In Proc. FOCS, volume 19, pp. 166-176, 1978.
- [28] Pommaret J. F., *Systems of partial differential equations and Lie pseudogroups*, Gordon and Brach (1978)
- [29] Pommaret J. F., Akli H., *Effective Methods for Systems of Algebraic Partial Differential Equations*, Progress in Mathematics 94 (1990), 411–426, Birkhäuser
- [30] Seiler, W.M., *Involution: The formal theory of differential equations and its applications in computer algebra*, Vol.24, 2009, Springer Science & Business Media
- [31] Strassen V., *Gaussian Elimination is not Optimal*, Numer. Math. 13, p. 354-356, 196;

Appendix A. Pseudocode of the algorithm

In this section, we display the pseudocode of the algorithm just explained; in order to do so, we suppose known the following subroutines:

- **children**, which takes as input a trie and one of its nodes, and returns the ordered list of its children nodes.
- **parent**: which takes as input a trie and one of its nodes, and returns the father node.
- **edges**: which takes as input a trie and one of its nodes, and returns the edges from this nodes to its children.
- **level**: which takes as input a trie and one of its nodes, and returns the level of the node, i.e. its distance from the root.
- **siblings**: which takes as input a trie and one of its nodes, and returns the ordered list of its siblings.
- **NewChild**: which takes as input a trie, one of its nodes v and two labels $\{i\}$ and a ; it creates a new child for v , with label $\{i\}$ and edge from v to the new child labelled with a
- **flatten**: which takes as input an ordered list of lists and returns an ordered list of its elements, removing all the nested brackets¹¹.
- **min**: which takes as input an increasingly ordered list of positive integers L and a list of positive integers S and finds the minimal element of S contained in L . It returns 0 if the intersection is empty.

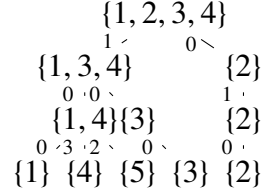
Example 29. Given the final point trie $T = \mathfrak{T}(\mathbf{X})$ of example 6



we have
 $\text{children}(T, \{1, 3, 4\}) = [\{1, 4\}, \{3\}]$,
 $\text{parent}(T, \{1, 4\}) = [\{1, 3, 4\}]$,
 $\text{siblings}(T, \{1, 4\}) = [\{3\}]$,
 $\text{edges}(T, \{1, 4\}) = \{0, 3\}$.
 $\text{level}(T, \{1, 4\}) = 2$

Applying $\text{NewChild}(T, \{1, 4\})(\{5\}, 2)$, we get

¹¹ We will use it to read the points corresponding to some bar in the Bar Code. Indeed, a Bar Code is stored as a list of lists (see section 6).



Given a nested list $L = [[1, 2, 3], [[4, 5], [6]]]$, we have
 $\text{flatten}(L) = [1, 2, 3, 4, 5, 6]$,
 $\min(\text{flatten}(L), \{7\}) = 0$ and
 $\min(\text{flatten}(L), \{2, 3, 4\}) = 2$.

◇

We employ the poin trie construction as explained in section 4. More precisely, we exploit the procedure ExTrie, which takes as input a trie T and a point P_i and returns three inputs

- the trie T , updated with the new point;
- the level s in which the newly added path forks from the pre-existing trie;
- the node μ at level s , s.t. its label is $V = \{i\}$; this is actually the node with minimum distance from the origin and s.t. its label is only $\{i\}$.

The subroutine Fork, is used to decide whether a path forks at some level s of a trie T . It takes as input a trie T , one of its nodes v , its level s and a set S of identifiers for the points w.r.t. which we are looking for the fork. It returns s if the fork happens and 0 otherwise.

The subroutine σant is devoted to the quest for the σ -antecedent. It takes as input:

- a trie T and one of its nodes v ;
- a set S of indices for the points among which we are looking for the σ -antecedent;

and it returns l , the index of the σ -antecedent.

The procedure NextB takes as input a Bar Code B , the σ -value s , the σ -antecedent's index l and the matrix ¹² M and tests if we are in case a. or case b. (see sec-

¹²Given a matrix $M = (m_{i,j})_{i \in I, j \in J}$ we denote its entries by $M[i][j] = m_{i,j}$.

Algorithm 1 ExTrie(T, P_i): procedure extending a trie T by adding a point P_i .

Require: T, P_i

Ensure: $\rightarrow T, s, \mu$

$\text{root}(T) = \text{root}(T) \cup \{i\}$

$v = \text{root}(T)$

while ($\text{level}(T, v) < n$) **do**

$f = 0$ \triangleright Boolean variable, whose value, after the loop below, allows to decide whether to add a new child ($f = 0$) or not ($f = 1$).

$E = \text{edges}(T, v)$ \triangleright The edges from v to its children

for $j = 1$ to $|E|$

if $E[j] = P_i[\text{level}(T, v) + 1]$ **then**

$v = \text{children}(v)[j] \cup \{i\}$

$f = 1$ **break**

end if

end for

if $f = 0$ **then**

$s = \text{level}(T, v) + 1$

$v = \text{NewChild}(T, v)(\{i\}, a_{s,i})$ \triangleright Create a new child for v with label $\{i\}$ and edge from v to the new child labelled with $a_{s,i}$

$\mu = v$ \triangleright We keep track of the node in which the fork happens .

for $j = s + 1$ to n **do**

$v = \text{NewChild}(T, v)(\{i\}, a_{j,i})$ \triangleright Create a new child for v with label $\{i\}$ and edge from v to the new child labelled with $a_{j,i}$.

end for

end if

end while

return T, s, μ

Algorithm 2 Fork(T, s, v, S)

Require: T, s, v, S **Ensure:** f

- 1: $f = 0$ \triangleright Variable whose value allows to decide whether the fork happens at level s ($f = s$) or not ($f = 0$).
 - 2: $w = \text{parent}(T, v)$
 - 3: **if** $w \cap S \neq \emptyset$ **then**
 - 4: $f = s$
 - 5: **end if**
 - 6: **return** f
-

Algorithm 3 σ -antecedent

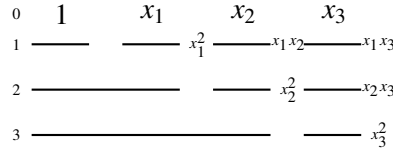
- 1: **procedure** $\sigma_{\text{ANT}}(T, v, S) \rightarrow l$
 - 2: $L = \text{siblings}(T, v)$;
 - 3: $l = 0$;
 - 4: **for** $j = |L|$ to 1 **do**
 - 5: $l = \min(L[j] \cap S)$;
 - 6: **if** $l \neq 0$ **then**
 - 7: **break**;
 - 8: **end if**
 - 9: **end for**
 - 10: **return** l
 - 11: **end procedure**
-

tion 6) for the bar¹³ $B = B[M[l][1], \dots, M[l][s]]$. More precisely it tries to find $B' = B[M[l][1], \dots, M[l][s] + 1]$; if we are in case a. it returns error, otherwise it returns B' .

Algorithm 4 Next bar

1: **procedure** NEXTB(B, s, l, M) $\rightarrow B'$
2: **return** $B[M[l][1], \dots, M[l][n - s + 1] + 1]$ \triangleright If such bar does not exist, the procedure returns an error
3: **end procedure**

Example 30. Consider the Bar code B of examples 16 and 20.



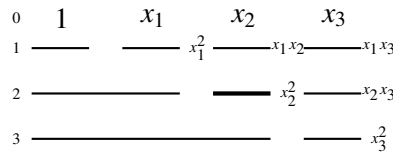
This is stored as

$$B = \left[\left[[1], [3] \right], \left[[2] \right], \left[[4] \right] \right].$$

If we run NextB($B, 2, 3, M$), with

$$M = \begin{bmatrix} 0 & 0 & 0 \\ 0 & 1 & 0 \\ 0 & 0 & 1 \end{bmatrix}$$

it returns $B[M[3][1], M[3][2] + 1] = B[0, 1]$, i.e. the second 2-bar over the first 3-bar, that is $B_2^{(2)}$ (the thick bar).



¹³A given Bar Code B is actually stored as a list of lists, so, a i -bar ($1 \leq i \leq n$) is identified by a list of indices (the e-list truncated to s). For example, if we take the Bar Code B of example 19, then $B_1^{(3)} = B[0]$ and $B_2^{(2)} = B[0, 1]$.

If, instead, we run $\text{NextB}(\mathbf{B}, 2, 2, M)$, we have $\mathbf{B}[M[2][1], M[2][2] + 1] = \mathbf{B}[0, 2]$, so, since there are no 2-bars over $\mathbf{B}_1^{(3)}$ and on the right of $\mathbf{B}_2^{(2)}$, the procedure returns an error. \diamond

The procedure **Update**, adds new entries to the N -th row of a matrix M from the last column to that of the σ -value s . It takes as input the matrix M , the σ -value s , the σ -antecedent's identifier l and the identifier of the new point, N , returning the updated M .

Algorithm 5 Update

```

1: procedure UPDATE( $M, s, l, N$ )  $\rightarrow M$ 
2:   for  $i = 1$  to  $s - 1$  do
3:      $M[N][n - i + 1] = 0$ 
4:   end for
5:    $M[N][n - s + 1] = M[l][n - s + 1] + 1$ 
6:   return  $M$ 
7: end procedure

```

We can display now the pseudocode of our algorithm. It takes as input a finite set of distinct points \mathbf{X} and returns the matrix M , whose rows represent the terms corresponding to the elements of \mathbf{X} , as explained in section 6.

Remark 31. We point out that, for each row $1 \leq i \leq N$, each entry $M[i][j]$, $1 \leq j \leq n$ is written only once, with

- 0, in rows 4, 8, 27;
- $M[N][n - s + 1] = M[l][n - s + 1] + 1$ in row 21;
- by the subroutine **Update** in row 18.

Appendix B. A (long) commented example

In this section we consider the set $\mathbf{X} = \{(1, 1, 2, 3), (1, 1, 2, 4), (1, 1, 2, 5), (1, 2, 1, 1), (1, 2, 1, 2), (1, 2, 2, 1), (1, 2, 2, 2), (3, 1, 1, 2), (3, 1, 2, 2), (3, 1, 2, 3), (3, 3, 1, 1), (3, 4, 1, 1), (3, 4, 1, 2)\}$, proposed for the first time by Gao-Rodrigues-Stroomeer in [15] and the ring $k[x_1, x_2, x_3, x_4]$, equipped with the lexicographical order induced by $1 < x_1 < x_2 < x_3 < x_4$. We start dealing with the point $P_1 = (1, 1, 2, 3)$, for which we know that $I(\{P_1\}) = (x_1 - 1, x_2 - 1, x_3 - 2, x_4 - 3)$ and $\mathbf{N}(I(\{P_1\})) = \{1\}$. We display the point trie and the Bar Code at this first step below:

Algorithm 6 Iterative Lex Game algorithm.

```
1: procedure ITERLG( $\underline{\mathbf{X}}$ )  $\rightarrow M$ 
2:    $T = T(P_1)$  ▷ Initialization
3:    $\mathbf{B} = \mathbf{B}(P_1)$ 
4:    $M = [0, 0, \dots, 0]$ 
5:   for  $i = 2$  to  $N$  do
6:      $T, f, v = \text{ExTrie}(T, P_i)$ 
7:     for  $j = 1$  to  $n - f$  do
8:        $M[i][j] = 0$ 
9:     end for
10:     $S = \{P_1, \dots, P_{i-1}\}$ 
11:     $s = f$ 
12:    While  $s > 0$  do
13:      if  $f = s$  then
14:         $l = \sigma_{\text{ant}}(T, v, S)$ 
15:         $B' = \text{NextB}(\mathbf{B}, s, l, M)$ 
16:        if  $B' = \text{error}$  then
17:           $\mathbf{B}[M[l][1], \dots, M[l][s] + 1, 0 \dots, 0] = i$ 
18:           $M = \text{Update}(M, s, l, i)$ 
19:           $s = 0$ 
20:        else
21:           $M[i][n - s + 1] = M[l][n - s + 1] + 1$ 
22:           $S = \text{flatten}(B')$ 
23:           $s = s - 1$ 
24:           $v = \text{parent}(v)$ 
25:           $f = \text{Fork}(T, s, v, S)$ 
26:        end if
27:      else
28:         $M[i][n - s + 1] = 0$ 
29:         $s = s - 1$ 
30:         $v = \text{parent}(v)$ 
31:         $f = \text{Fork}(T, s, v, S)$ 
32:      end if
33:    end while
34:  end for
35:  return  $M$ 
36: end procedure
```

$\{1\}$
 $1 \mid$
 $\{1\}$
 $1 \mid$
 $\{1\}$
 $2 \mid$
 $\{1\}$
 $3 \mid$
 $\{1\}$

$\frac{1}{x_1}$
 $\frac{1}{x_2}$
 $\frac{1}{x_3}$
 $\frac{1}{x_4}$

that, represented as a list of lists, is $\left[\left[\left[\left[\left[1\right]\right]\right]\right]\right]$.

Then $t_1 = 1$ and

$$M = \begin{bmatrix} 0 & 0 & 0 & 0 \end{bmatrix}$$

Adding $P_2 = (1, 1, 2, 4)$ to the point trie, we get

$\{1, 2\}$
 $1 \mid$
 $\{1, 2\}$
 $1 \mid$
 $\{1, 2\}$
 $2 \mid$
 $\{1, 2\}$
 $3 \swarrow \quad 4 \searrow$
 $\{1\} \quad \{2\}$

The fork happens in $s = 4$ and the σ -antecedent is P_l , for $l = 1$, $B = \mathbf{B}_1^{(4)}$

$\frac{1}{x_1}$
 $\frac{1}{x_2}$
 $\frac{1}{x_3}$
 $\frac{1}{x_4}$

and there is no 4-bar on the right of B , so we create B' getting

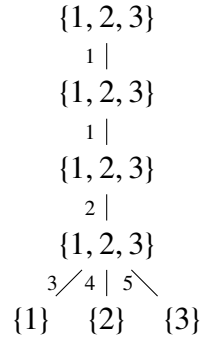
$\frac{1}{x_1} \quad \frac{2}{x_4}$
 $\frac{1}{x_2} \quad \frac{2}{x_4}$
 $\frac{1}{x_3} \quad \frac{2}{x_4}$
 $\frac{1}{x_4} \quad \frac{2}{x_4}$

that, represented as a list of lists, is $\left[\left[\left[\left[1\right]\right]\right],\left[\left[\left[2\right]\right]\right]\right]$.

Then $t_2 = x_4$ and

$$M = \begin{bmatrix} 0 & 0 & 0 & 0 \\ 1 & 0 & 0 & 0 \end{bmatrix}$$

The insertion of $P_3 = (1, 1, 2, 5)$ in the point trie gives the following result



The fork happens in $s = 1$ and the σ -antecedent is P_l , for $l = 2$, so $B = \mathbf{B}_2^{(4)}$ and again there is no 4-bar on its right, so we create B' and we get


$$\begin{array}{ccc}
 \overset{1}{1} & \overset{2}{x_4} & \overset{3}{x_4^2} \\
 x_1 \text{ ---} & \text{ ---} & \text{ ---} \\
 x_2 \text{ ---} & \text{ ---} & \text{ ---} \\
 x_3 \text{ ---} & \text{ ---} & \text{ ---} \\
 x_4 \text{ ---} & \text{ ---} & \text{ ---}
 \end{array}$$

that, represented as a list of lists, is $\left[\left[\left[\left[1\right]\right]\right],\left[\left[\left[2\right]\right]\right],\left[\left[\left[3\right]\right]\right]\right]$.


Then $t_3 = x_4^2$ and

$$M = \begin{bmatrix} 0 & 0 & 0 & 0 \\ 1 & 0 & 0 & 0 \\ 2 & 0 & 0 & 0 \end{bmatrix}$$

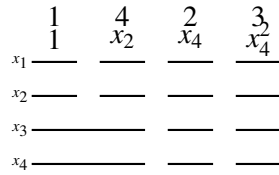
We insert now $P_4 = (1, 2, 1, 1)$ in the point trie, getting



The fork happens in $s = 2$ and $l = 1$ so $B = B_1^{(2)}$



and there is no 2-bar on the right of B lying over $B_1^{(4)}, B_1^{(3)}$, so we create it and we get

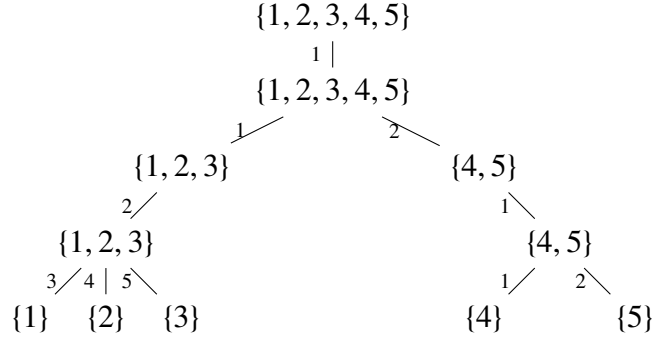


that, represented as a list of lists, is $\left[\left[\left[\left[1\right]\right],\left[\left[4\right]\right]\right],\left[\left[\left[2\right]\right]\right],\left[\left[\left[3\right]\right]\right]\right]$.

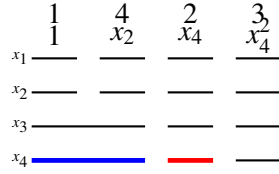
Then $t_4 = x_2$ and

$$M = \begin{bmatrix} 0 & 0 & 0 & 0 \\ 1 & 0 & 0 & 0 \\ 2 & 0 & 0 & 0 \\ 0 & 0 & 1 & 0 \end{bmatrix}$$

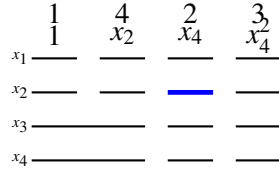
The insertion of $P_5 = (1, 2, 1, 2)$ produces the following point trie:



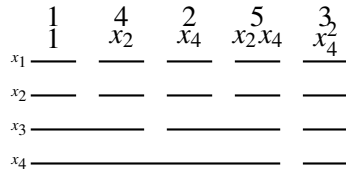
the fork happens in $s = 4$ and the σ -antecedent is P_l , for $l = 4$, so $B = B_1^{(4)}$ and $B' = B_2^{(4)}$, thus $S = \{P_2\}$



Now, the fork with S happens for $s = 2$ and the σ -antecedent is P_l , for $l = 2$, so $B = B_3^{(2)}$ and, over $B_2^{(4)}, B_2^{(3)}$ there is no 2-bar following B



so we create B' getting

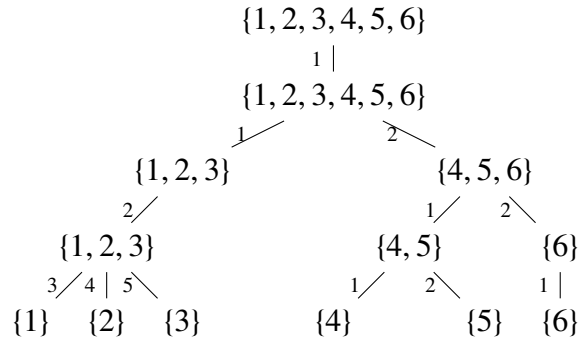


that, represented as a list of lists, is $\left[\left[\left[[1], [4] \right] \right], \left[\left[[2], [5] \right] \right], \left[\left[[3] \right] \right] \right]$.

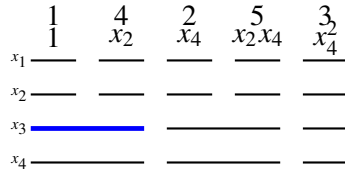
Then $t_5 = x_2x_4$ and

$$M = \begin{bmatrix} 0 & 0 & 0 & 0 \\ 1 & 0 & 0 & 0 \\ 2 & 0 & 0 & 0 \\ 0 & 0 & 1 & 0 \\ 1 & 0 & 1 & 0 \end{bmatrix}$$

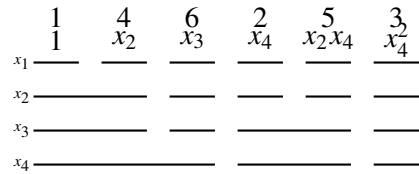
Inserting $P_6 = (1, 2, 2, 1)$, we get the following point trie



and, observing it, we see that the fork happens in $s = 3$ and the σ -antecedent is P_l , for $l = 4$; $B = B_1^{(3)}$ and B' has to be created since there is no 3-bar over $B_1^{(4)}$, on the right of B .



We create then B' getting

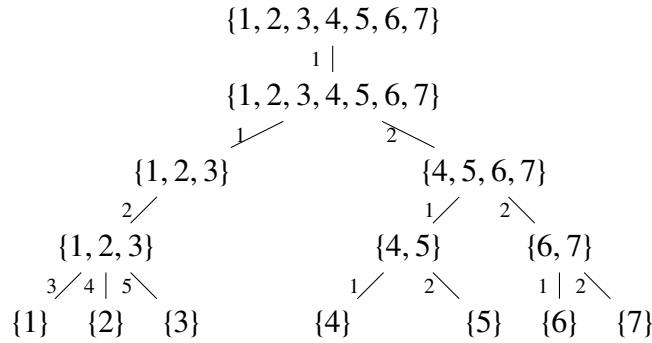


that, represented as a list of lists, is $\left[\left[\left[[1] \right], \left[[4] \right] \right], \left[\left[[6] \right] \right], \left[\left[[2] \right], \left[[5] \right] \right], \left[\left[[3] \right] \right] \right]$.

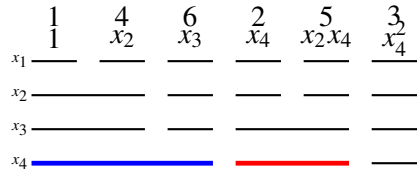
Then $t_6 = x_3$ and

$$M = \begin{bmatrix} 0 & 0 & 0 & 0 \\ 1 & 0 & 0 & 0 \\ 2 & 0 & 0 & 0 \\ 0 & 0 & 1 & 0 \\ 1 & 0 & 1 & 0 \\ 0 & 1 & 0 & 0 \end{bmatrix}$$

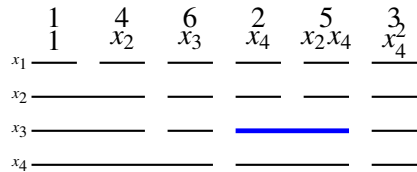
After inserting the point $P_7 = (1, 2, 2, 2)$, we have



The fork happens for $s = 4$ and the σ -antecedent is P_l , for $l = 6$ so $B = \mathbf{B}_1^{(4)}$ and $B' = \mathbf{B}_2^{(4)}$, so $S = \{P_2, P_5\}$



The fork with S happens for $s = 3$ and the σ -antecedent is P_l , for $l = 5$ so $B = \mathbf{B}_3^{(3)}$



B' is created since there is no 3-bar on the right of B and lying over $\mathbf{B}_2^{(4)}$, so the new Bar Code is

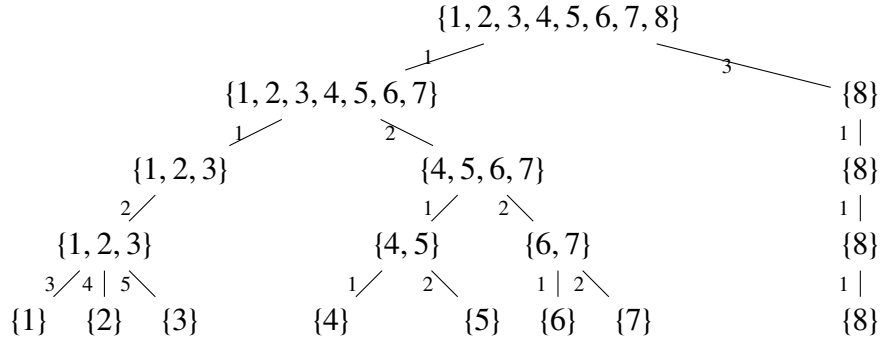
	$\frac{1}{1}$	$\frac{4}{x_2}$	$\frac{6}{x_3}$	$\frac{2}{x_4}$	$\frac{5}{x_2 x_4}$	$\frac{7}{x_3 x_4}$	$\frac{3}{x_4^2}$
x_1	_____	_____	_____	_____	_____	_____	_____
x_2	_____	_____	_____	_____	_____	_____	_____
x_3	_____	_____	_____	_____	_____	_____	_____
x_4	_____	_____	_____	_____	_____	_____	_____

that, represented as a list of lists, is $\left[\left[\left[\left[1\right],\left[4\right]\right],\left[\left[6\right]\right]\right],\left[\left[\left[2\right],\left[5\right]\right],\left[\left[7\right]\right]\right],\left[\left[\left[3\right]\right]\right]\right]$.

Then $t_7 = x_3 x_4$ and

$$M = \begin{bmatrix} 0 & 0 & 0 & 0 \\ 1 & 0 & 0 & 0 \\ 2 & 0 & 0 & 0 \\ 0 & 0 & 1 & 0 \\ 1 & 0 & 1 & 0 \\ 0 & 1 & 0 & 0 \\ 1 & 1 & 0 & 0 \end{bmatrix}$$

Inserting in the point trie $P_8 = (3, 1, 1, 2)$, we get



The fork happens for $s = 1$ and the σ -antecedent is P_l , for $l = 1$ so $B = B_1^{(1)}$

	$\frac{1}{1}$	$\frac{4}{x_2}$	$\frac{6}{x_3}$	$\frac{2}{x_4}$	$\frac{5}{x_2 x_4}$	$\frac{7}{x_3 x_4}$	$\frac{3}{x_4^2}$
x_1	_____	_____	_____	_____	_____	_____	_____
x_2	_____	_____	_____	_____	_____	_____	_____
x_3	_____	_____	_____	_____	_____	_____	_____
x_4	_____	_____	_____	_____	_____	_____	_____

and B' has to be created, since no 1-bar on the right of B lies over $B_1^{(4)}, B_1^{(3)}, B_1^{(2)}$, so we create it, getting

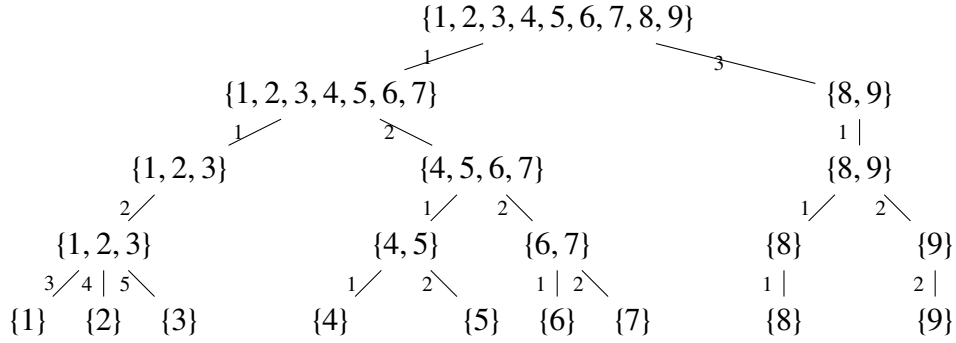
	$\frac{1}{1}$	$\frac{8}{x_1}$	$\frac{4}{x_2}$	$\frac{6}{x_3}$	$\frac{2}{x_4}$	$\frac{5}{x_2 x_4}$	$\frac{7}{x_3 x_4}$	$\frac{3}{x_4^2}$
x_1	_____	_____	_____	_____	_____	_____	_____	_____
x_2	_____	_____	_____	_____	_____	_____	_____	_____
x_3	_____	_____	_____	_____	_____	_____	_____	_____
x_4	_____	_____	_____	_____	_____	_____	_____	_____

that, represented as a list of lists, is $\left[\left[\left[\left[1\right],\left[8\right]\right],\left[\left[4\right]\right]\right],\left[\left[\left[6\right]\right]\right],\left[\left[\left[2\right],\left[5\right]\right],\left[\left[7\right]\right]\right],\left[\left[\left[3\right]\right]\right]\right]$.

Then $t_8 = x_1$ and

$$M = \begin{bmatrix} 0 & 0 & 0 & 0 \\ 1 & 0 & 0 & 0 \\ 2 & 0 & 0 & 0 \\ 0 & 0 & 1 & 0 \\ 1 & 0 & 1 & 0 \\ 0 & 1 & 0 & 0 \\ 1 & 1 & 0 & 0 \\ 0 & 0 & 0 & 1 \end{bmatrix}$$

Now we insert $P_9 = (3, 1, 2, 2)$, obtaining



The fork is in $s = 3$ and the σ -antecedent is P_l , for $l = 8$, so $B = B_1^{(3)}$, $B' = B_2^{(3)}$ and $S = \{P_6\}$

	$\frac{1}{1}$	$\frac{8}{x_1}$	$\frac{4}{x_2}$	$\frac{6}{x_3}$	$\frac{2}{x_4}$	$\frac{5}{x_2 x_4}$	$\frac{7}{x_3 x_4}$	$\frac{3}{x_4^2}$
x_1	_____	_____	_____	_____	_____	_____	_____	_____
x_2	_____	_____	_____	_____	_____	_____	_____	_____
x_3	_____	_____	_____	_____	_____	_____	_____	_____
x_4	_____	_____	_____	_____	_____	_____	_____	_____

Now the fork w.r.t. S happens for $s = 1$ and the σ -antecedent is P_l , for $l = 6$; $B = B_4^{(1)}$; we create B' since there is no 1-bar on the right of B , that lies over $B_1^{(4)}, B_2^{(3)}, B_3^{(2)}$ and we get

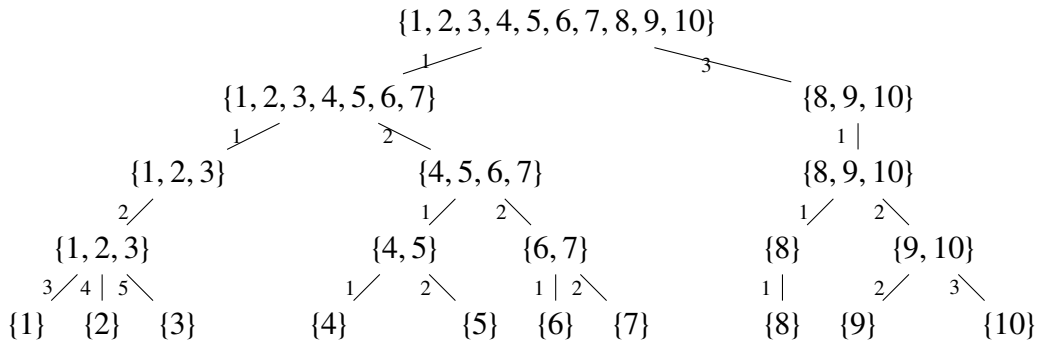
$$\begin{array}{cccccccc}
 & \frac{1}{1} & \frac{8}{x_1} & \frac{4}{x_2} & \frac{6}{x_3} & \frac{9}{x_1 x_3} & \frac{2}{x_4} & \frac{5}{x_2 x_4} & \frac{7}{x_3 x_4} & \frac{3}{x_4^2} \\
 x_1 & \underline{\hspace{1cm}} & \underline{\hspace{1cm}} & \underline{\hspace{1cm}} & \underline{\hspace{1cm}} & \underline{\hspace{1cm}} & \underline{\hspace{1cm}} & \underline{\hspace{1cm}} & \underline{\hspace{1cm}} & \underline{\hspace{1cm}} \\
 x_2 & \underline{\hspace{1cm}} & \underline{\hspace{1cm}} & \underline{\hspace{1cm}} & \underline{\hspace{1cm}} & \underline{\hspace{1cm}} & \underline{\hspace{1cm}} & \underline{\hspace{1cm}} & \underline{\hspace{1cm}} & \underline{\hspace{1cm}} \\
 x_3 & \underline{\hspace{1cm}} & \underline{\hspace{1cm}} & \underline{\hspace{1cm}} & \underline{\hspace{1cm}} & \underline{\hspace{1cm}} & \underline{\hspace{1cm}} & \underline{\hspace{1cm}} & \underline{\hspace{1cm}} & \underline{\hspace{1cm}} \\
 x_4 & \underline{\hspace{1cm}} & \underline{\hspace{1cm}} & \underline{\hspace{1cm}} & \underline{\hspace{1cm}} & \underline{\hspace{1cm}} & \underline{\hspace{1cm}} & \underline{\hspace{1cm}} & \underline{\hspace{1cm}} & \underline{\hspace{1cm}}
 \end{array}$$

that, represented as a list of lists, is $\left[\left[\left[[1], [8] \right], [4] \right], \left[[6], [9] \right] \right], \left[\left[[2], [5] \right], [7] \right], \left[[3] \right] \right]$.

Then $t_9 = x_1 x_3$ and

$$M = \begin{bmatrix} 0 & 0 & 0 & 0 \\ 1 & 0 & 0 & 0 \\ 2 & 0 & 0 & 0 \\ 0 & 0 & 1 & 0 \\ 1 & 0 & 1 & 0 \\ 0 & 1 & 0 & 0 \\ 1 & 1 & 0 & 0 \\ 0 & 0 & 0 & 1 \\ 0 & 1 & 0 & 1 \end{bmatrix}$$

We insert $P_{10} = (3, 1, 2, 3)$, in the trie and we get



The fork happens for $s = 4$ and the σ -antecedent is P_l , for $l = 9$, so $B = B_1^{(4)}$ and $B' = B_2^{(4)}$

	$\frac{1}{1}$	$\frac{8}{x_1}$	$\frac{4}{x_2}$	$\frac{6}{x_3}$	$\frac{9}{x_1 x_3}$	$\frac{2}{x_4}$	$\frac{5}{x_2 x_4}$	$\frac{7}{x_3 x_4}$	$\frac{3}{x_4^2}$
x_1	—	—	—	—	—	—	—	—	—
x_2	—	—	—	—	—	—	—	—	—
x_3	—	—	—	—	—	—	—	—	—
x_4	—	—	—	—	—	—	—	—	—

Then, $S = \{P_2, P_5, P_7\}$ and the fork with them is in $s = 1$ and the σ -antecedent is P_l , for $l = 2$, so $B = B_6^{(1)}$ and B' has to be created. We get

	$\frac{1}{1}$	$\frac{8}{x_1}$	$\frac{4}{x_2}$	$\frac{6}{x_3}$	$\frac{9}{x_1 x_3}$	$\frac{2}{x_4}$	$\frac{10}{x_1 x_4}$	$\frac{5}{x_2 x_4}$	$\frac{7}{x_3 x_4}$	$\frac{3}{x_4^2}$
x_1	—	—	—	—	—	—	—	—	—	—
x_2	—	—	—	—	—	—	—	—	—	—
x_3	—	—	—	—	—	—	—	—	—	—
x_4	—	—	—	—	—	—	—	—	—	—

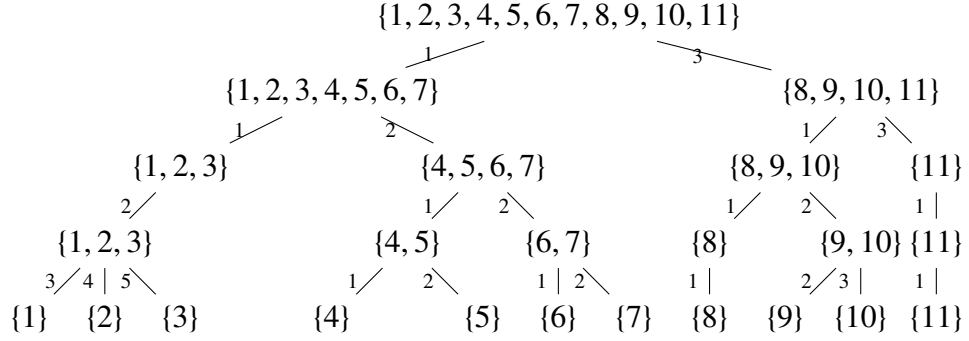
that, represented as a list of lists, is

$$\left[\left[\left[[1], [8] \right], [4] \right], \left[[6], [9] \right] \right], \left[\left[[2], [10] \right], [5] \right], \left[[7] \right] \right], \left[[3] \right] \right].$$

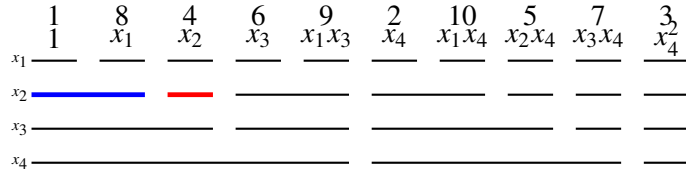
Then $t_{10} = x_1 x_4$ and

$$M = \begin{bmatrix} 0 & 0 & 0 & 0 \\ 1 & 0 & 0 & 0 \\ 2 & 0 & 0 & 0 \\ 0 & 0 & 1 & 0 \\ 1 & 0 & 1 & 0 \\ 0 & 1 & 0 & 0 \\ 1 & 1 & 0 & 0 \\ 0 & 0 & 0 & 1 \\ 0 & 1 & 0 & 1 \\ 1 & 0 & 0 & 1 \end{bmatrix}$$


We insert now $P_{11} = (3, 3, 1, 1)$ in the point trie



The fork happens in $s = 2$ and the σ -antecedent is P_l , for $l = 8$, so $B = B_1^{(2)}$ and $B' = B_2^{(2)}$



Now, $S = \{P_4\}$; the fork happens in $s = 1$ and the σ -antecedent is P_l , for $l = 4$, so $B = B_3^{(1)}$ and B' has to be created, getting



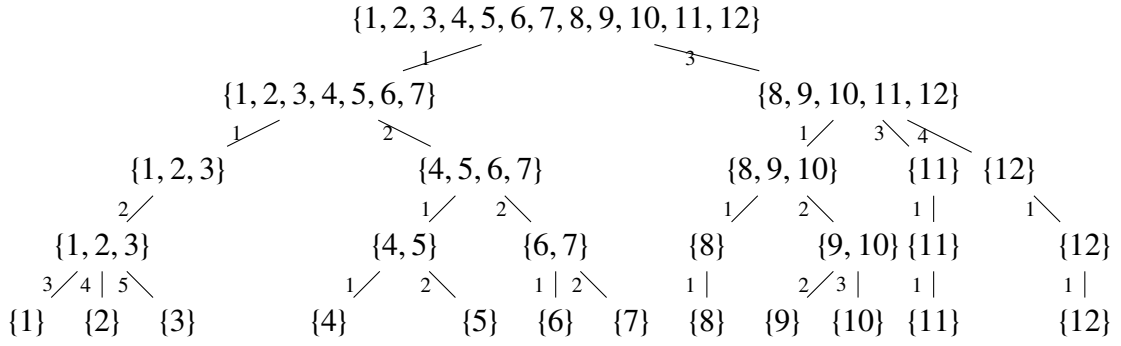
that, represented as a list of lists, is

$$\left[\left[\left[[1], [8] \right], [4], [11] \right], \left[[6], [9] \right] \right], \left[\left[[2], [10] \right], [5] \right], \left[[7] \right], \left[[3] \right] \right].$$

Then $t_{11} = x_1 x_2$ and

$$M = \begin{bmatrix} 0 & 0 & 0 & 0 \\ 1 & 0 & 0 & 0 \\ 2 & 0 & 0 & 0 \\ 0 & 0 & 1 & 0 \\ 1 & 0 & 1 & 0 \\ 0 & 1 & 0 & 0 \\ 1 & 1 & 0 & 0 \\ 0 & 0 & 0 & 1 \\ 0 & 1 & 0 & 1 \\ 1 & 0 & 0 & 1 \\ 0 & 0 & 1 & 1 \end{bmatrix}$$

Inserting $P_{12} = (3, 4, 1, 1)$, we get the point trie that follows



The fork happens for $s = 2$ and the σ -antecedent is P_l , for $l = 11$, indeed the rightmost sibling of the node $v_{2,5}$ s.t. $V_{2,5} = \{12\}$ is actually $v_{2,4}$ and $V_{2,4} = \{11\}$. Then, 11 is the leftmost element in $V_{2,4} = \{11\}$.

We have $B = B_2^{(2)}$ and B' has to be created, getting

$$\begin{array}{cccccccccccc} \frac{1}{1} & \frac{8}{x_1} & \frac{4}{x_2} & \frac{11}{x_1 x_2} & \frac{12}{x_2^2} & \frac{6}{x_3} & \frac{9}{x_1 x_3} & \frac{2}{x_4} & \frac{10}{x_1 x_4} & \frac{5}{x_2 x_4} & \frac{7}{x_3 x_4} & \frac{3}{x_4^2} \\ x_1 & \text{---} & \text{---} & \text{---} & \text{---} & \text{---} & \text{---} & \text{---} & \text{---} & \text{---} & \text{---} & \text{---} \\ x_2 & \text{---} & \text{---} & \text{---} & \text{---} & \text{---} & \text{---} & \text{---} & \text{---} & \text{---} & \text{---} & \text{---} \\ x_3 & \text{---} & \text{---} & \text{---} & \text{---} & \text{---} & \text{---} & \text{---} & \text{---} & \text{---} & \text{---} & \text{---} \\ x_4 & \text{---} & \text{---} & \text{---} & \text{---} & \text{---} & \text{---} & \text{---} & \text{---} & \text{---} & \text{---} & \text{---} \end{array}$$

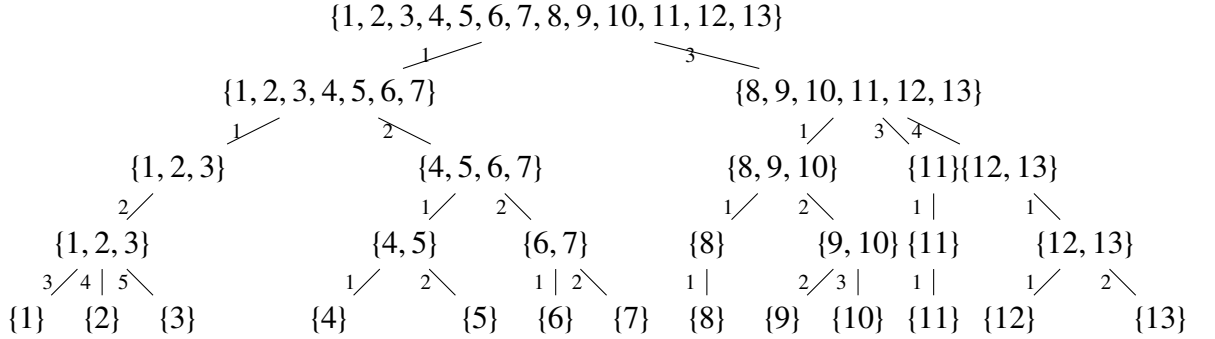
that, represented as a list of lists, is

$$\left[\left[\left[[1], [8] \right], [4], [11] \right], [12] \right], \left[[6], [9] \right], \left[[2], [10] \right], [5], [7] \right], \left[[3] \right] \right].$$

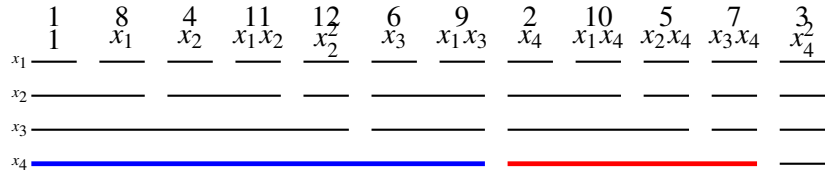
Then $t_{12} = x_2^2$ and

$$M = \begin{bmatrix} 0 & 0 & 0 & 0 \\ 1 & 0 & 0 & 0 \\ 2 & 0 & 0 & 0 \\ 0 & 0 & 1 & 0 \\ 1 & 0 & 1 & 0 \\ 0 & 1 & 0 & 0 \\ 1 & 1 & 0 & 0 \\ 0 & 0 & 0 & 1 \\ 0 & 1 & 0 & 1 \\ 1 & 0 & 0 & 1 \\ 0 & 0 & 1 & 1 \\ 0 & 0 & 2 & 0 \end{bmatrix}$$

We finally insert $P_{13} = (3, 4, 1, 2)$ and the final point trie is



The fork happens for $s = 4$ and the σ -antecedent is P_l , for $l = 12$, so $B = \mathbf{B}_1^{(4)}$ and $B' = \mathbf{B}_2^{(4)}$ and $S = \{P_2, P_{10}, P_5, P_7\}$



The fork happens for $s = 2$ and the σ -antecedent is P_l , for $l = 10$. This happens since $S = \{P_2, P_{10}, P_5, P_7\}$, so the rightmost sibling s.t. its label has nonempty intersection with S is actually $v_{2,3}$, with $V_{2,3} = \{8, 9, 10\}$ and 10 is the leftmost

element in the intersection.

We have $B = \mathbf{B}_5^{(2)}$, $B' = \mathbf{B}_6^{(2)}$, $S = \{P_5\}$

	$\frac{1}{1}$	$\frac{8}{x_1}$	$\frac{4}{x_2}$	$\frac{11}{x_1 x_2}$	$\frac{12}{x_2^2}$	$\frac{6}{x_3}$	$\frac{9}{x_1 x_3}$	$\frac{2}{x_4}$	$\frac{10}{x_1 x_4}$	$\frac{5}{x_2 x_4}$	$\frac{7}{x_3 x_4}$	$\frac{3}{x_4^2}$
x_1	—	—	—	—	—	—	—	—	—	—	—	—
x_2	—	—	—	—	—	—	—	—	—	—	—	—
x_3	—	—	—	—	—	—	—	—	—	—	—	—
x_4	—	—	—	—	—	—	—	—	—	—	—	—

The last fork is in $s = 1$ and the σ -antecedent is P_l , for $l = 5$; $B = \mathbf{B}_{10}^{(1)}$ and B' is created.

The final Bar code is then

	$\frac{1}{1}$	$\frac{8}{x_1}$	$\frac{4}{x_2}$	$\frac{11}{x_1 x_2}$	$\frac{12}{x_2^2}$	$\frac{6}{x_3}$	$\frac{9}{x_1 x_3}$	$\frac{2}{x_4}$	$\frac{10}{x_1 x_4}$	$\frac{5}{x_2 x_4}$	$\frac{13}{x_1 x_2 x_4}$	$\frac{7}{x_3 x_4}$	$\frac{3}{x_4^2}$
x_1	—	—	—	—	—	—	—	—	—	—	—	—	—
x_2	—	—	—	—	—	—	—	—	—	—	—	—	—
x_3	—	—	—	—	—	—	—	—	—	—	—	—	—
x_4	—	—	—	—	—	—	—	—	—	—	—	—	—

that, represented as a list of lists, is

$$\left[\left[\left[[1], [8] \right], [4], [11] \right], [12] \right], \left[[6], [9] \right] \right], \left[\left[[2], [10] \right], [5], [13] \right], [7] \right], \left[[3] \right] \right].$$

Then $t_{13} = x_1 x_2 x_4$ and

$$M = \begin{bmatrix} 0 & 0 & 0 & 0 \\ 1 & 0 & 0 & 0 \\ 2 & 0 & 0 & 0 \\ 0 & 0 & 1 & 0 \\ 1 & 0 & 1 & 0 \\ 0 & 1 & 0 & 0 \\ 1 & 1 & 0 & 0 \\ 0 & 0 & 0 & 1 \\ 0 & 1 & 0 & 1 \\ 1 & 0 & 0 & 1 \\ 0 & 0 & 1 & 1 \\ 0 & 1 & 1 & 0 \\ 1 & 0 & 1 & 1 \end{bmatrix}$$