

Measurement of the absolute branching fraction of the inclusive semileptonic Λ_c^+ decay

M. Ablikim¹, M. N. Achasov^{9,d}, S. Ahmed¹⁴, M. Albrecht⁴, M. Alekseev^{53A,53C}, A. Amoroso^{53A,53C}, F. F. An¹, Q. An^{50,40}, J. Z. Bai¹, Y. Bai³⁹, O. Bakina²⁴, R. Baldini Ferroli^{20A}, Y. Ban³², D. W. Bennett¹⁹, J. V. Bennett⁵, N. Berger²³, M. Bertani^{20A}, D. Bettoni^{21A}, J. M. Bian⁴⁷, F. Bianchi^{53A,53C}, E. Boger^{24,b}, I. Boyko²⁴, R. A. Briere⁵, H. Cai⁵⁵, X. Cai^{1,40}, O. Cakir^{43A}, A. Calcaterra^{20A}, G. F. Cao^{1,44}, S. A. Cetin^{43B}, J. Chai^{53C}, J. F. Chang^{1,40}, G. Chelkov^{24,b,c}, G. Chen¹, H. S. Chen^{1,44}, J. C. Chen¹, M. L. Chen^{1,40}, P. L. Chen⁵¹, S. J. Chen³⁰, X. R. Chen²⁷, Y. B. Chen^{1,40}, X. K. Chu³², G. Cibinetto^{21A}, H. L. Dai^{1,40}, J. P. Dai^{35,h}, A. Dbeyssi¹⁴, D. Dedovich²⁴, Z. Y. Deng¹, A. Denig²³, I. Denysenko²⁴, M. Destefanis^{53A,53C}, F. De Mori^{53A,53C}, Y. Ding²⁸, C. Dong³¹, J. Dong^{1,40}, L. Y. Dong^{1,44}, M. Y. Dong^{1,40,44}, Z. L. Dou³⁰, S. X. Du⁵⁷, P. F. Duan¹, J. Fang^{1,40}, S. S. Fang^{1,44}, Y. Fang¹, R. Farinelli^{21A,21B}, L. Fava^{53B,53C}, S. Fegan²³, F. Feldbauer⁴, G. Felici^{20A}, C. Q. Feng^{50,40}, E. Fioravanti^{21A}, M. Fritsch⁴, C. D. Fu¹, Q. Gao¹, X. L. Gao^{50,40}, Y. Gao⁴², Y. G. Gao⁶, Z. Gao^{50,40}, B. Garillon²³, I. Garzia^{21A}, K. Goetzen¹⁰, L. Gong³¹, W. X. Gong^{1,40}, W. Gradl²³, M. Greco^{53A,53C}, M. H. Gu^{1,40}, Y. T. Gu¹², A. Q. Guo¹, R. P. Guo^{1,44}, Y. P. Guo²³, Z. Haddadi²⁶, S. Han⁵⁵, X. Q. Hao¹⁵, F. A. Harris⁴⁵, K. L. He^{1,44}, X. Q. He⁴⁹, F. H. Heinsius⁴, T. Held⁴, Y. K. Heng^{1,40,44}, T. Holtmann⁴, Z. L. Hou¹, H. M. Hu^{1,44}, J. F. Hu^{35,h}, T. Hu^{1,40,44}, Y. Hu¹, G. S. Huang^{50,40}, J. S. Huang¹⁵, X. T. Huang³⁴, X. Z. Huang³⁰, Z. L. Huang³¹, T. Hussain⁵², W. Ikegami Andersson⁵⁴, Q. Ji¹, Q. P. Ji¹⁵, X. B. Ji^{1,44}, X. L. Ji^{1,40}, X. S. Jiang^{1,40,44}, X. Y. Jiang³¹, J. B. Jiao³⁴, Z. Jiao¹⁷, D. P. Jin^{1,40,44}, S. Jin^{1,44}, Y. Jin⁴⁶, T. Johansson⁵⁴, A. Julin⁴⁷, N. Kalantar-Nayestanaki²⁶, X. L. Kang¹, X. S. Kang³¹, M. Kavatsyuk²⁶, B. C. Ke⁵, T. Khan^{50,40}, A. Khoukaz⁴⁸, P. Kiese²³, R. Kliemt¹⁰, L. Koch²⁵, O. B. Kolcu^{43B,f}, B. Kopf⁴, M. Kornicer⁴⁵, M. Kuemmel⁴, M. Kuessner⁴, M. Kuhlmann⁴, A. Kupsc⁵⁴, W. Kühn²⁵, J. S. Lange²⁵, M. Lara¹⁹, P. Larin¹⁴, L. Lavezzi^{53C}, H. Leithoff²³, C. Leng^{53C}, C. Li⁵⁴, Cheng Li^{50,40}, D. M. Li⁵⁷, F. Li^{1,40}, F. Y. Li³², G. Li¹, H. B. Li^{1,44}, H. J. Li^{1,44}, J. C. Li¹, Jin Li³³, K. J. Li⁴¹, Kang Li³, Ke Li³⁴, Lei Li³, P. L. Li^{50,40}, P. R. Li^{44,7}, Q. Y. Li³⁴, W. D. Li^{1,44}, W. G. Li¹, X. L. Li³⁴, X. N. Li^{1,40}, X. Q. Li³¹, Z. B. Li⁴¹, H. Liang^{50,40}, Y. F. Liang³⁷, Y. T. Liang²⁵, G. R. Liao¹¹, D. X. Lin¹⁴, B. Liu^{35,h}, B. J. Liu¹, C. X. Liu¹, D. Liu^{50,40}, F. H. Liu³⁶, Fang Liu¹, Feng Liu⁶, H. B. Liu¹², H. M. Liu^{1,44}, Huanhuan Liu¹, Huihui Liu¹⁶, J. B. Liu^{50,40}, J. Y. Liu^{1,44}, K. Liu⁴², K. Y. Liu²⁸, Ke Liu⁶, L. D. Liu³², P. L. Liu^{1,40}, Q. Liu⁴⁴, S. B. Liu^{50,40}, X. Liu²⁷, Y. B. Liu³¹, Z. A. Liu^{1,40,44}, Zhiqing Liu²³, Y. F. Long³², X. C. Lou^{1,40,44}, H. J. Lu¹⁷, J. G. Lu^{1,40}, Y. Lu¹, Y. P. Lu^{1,40}, C. L. Luo²⁹, M. X. Luo⁵⁶, X. L. Luo^{1,40}, X. R. Lyu⁴⁴, F. C. Ma²⁸, H. L. Ma¹, L. L. Ma³⁴, M. M. Ma^{1,44}, Q. M. Ma¹, T. Ma¹, X. N. Ma³¹, X. Y. Ma^{1,40}, Y. M. Ma³⁴, F. E. Maas¹⁴, M. Maggiora^{53A,53C}, Q. A. Malik⁵², Y. J. Mao³², Z. P. Mao¹, S. Marcello^{53A,53C}, Z. X. Meng⁴⁶, J. G. Messchendorp²⁶, G. Mezzadri^{21B}, J. Min^{1,40}, T. J. Min¹, R. E. Mitchell¹⁹, X. H. Mo^{1,40,44}, Y. J. Mo⁶, C. Morales Morales¹⁴, N. Yu. Muchnoi^{9,d}, H. Muramatsu⁴⁷, A. Mustafa⁴, Y. Nefedov²⁴, F. Nerling¹⁰, I. B. Nikolaev^{9,d}, Z. Ning^{1,40}, S. Nisar⁸, S. L. Niu^{1,40}, X. Y. Niu^{1,44}, S. L. Olsen^{33,j}, Q. Ouyang^{1,40,44}, S. Pacetti^{20B}, Y. Pan^{50,40}, M. Papenbrock⁵⁴, P. Patteri^{20A}, M. Pelizaeus⁴, J. Pellegrino^{53A,53C}, H. P. Peng^{50,40}, K. Peters^{10,9}, J. Pettersson⁵⁴, J. L. Ping²⁹, R. G. Ping^{1,44}, A. Pitka⁴, R. Poling⁴⁷, V. Prasad^{50,40}, H. R. Qi², M. Qi³⁰, T. Y. Qi², S. Qian^{1,40}, C. F. Qiao⁴⁴, N. Qin⁵⁵, X. S. Qin⁴, Z. H. Qin^{1,40}, J. F. Qiu¹, K. H. Rashid^{52,i}, C. F. Redmer²³, M. Richter⁴, M. Ripka²³, M. Rolo^{53C}, G. Rong^{1,44}, Ch. Rosner¹⁴, A. Sarantsev^{24,e}, M. Savrie^{21B}, C. Schnier⁴, K. Schoenning⁵⁴, W. Shan³², M. Shao^{50,40}, C. P. Shen², P. X. Shen³¹, X. Y. Shen^{1,44}, H. Y. Sheng¹, X. Shi^{1,40}, J. J. Song³⁴, W. M. Song³⁴, X. Y. Song¹, S. Sosio^{53A,53C}, C. Sowa⁴, S. Spataro^{53A,53C}, G. X. Sun¹, J. F. Sun¹⁵, L. Sun⁵⁵, S. S. Sun^{1,44}, X. H. Sun¹, Y. J. Sun^{50,40}, Y. K. Sun^{50,40}, Y. Z. Sun¹, Z. J. Sun^{1,40}, Z. T. Sun¹⁹, C. J. Tang³⁷, G. Y. Tang¹, X. Tang¹, I. Tapan^{43C}, M. Tiemens²⁶, B. Tsednee²², I. Uman^{43D}, G. S. Varner⁴⁵, B. Wang¹, B. L. Wang⁴⁴, D. Wang³², D. Y. Wang³², Dan Wang⁴⁴, K. Wang^{1,40}, L. L. Wang¹, L. S. Wang¹, M. Wang³⁴, Meng Wang^{1,44}, P. Wang¹, P. L. Wang¹, W. P. Wang^{50,40}, X. F. Wang⁴², Y. Wang³⁸, Y. D. Wang¹⁴, Y. F. Wang^{1,40,44}, Y. Q. Wang²³, Z. Wang^{1,40}, Z. G. Wang^{1,40}, Z. Y. Wang¹, Zongyuan Wang^{1,44}, T. Weber⁴, D. H. Wei¹¹, P. Weidenkaff²³, S. P. Wen¹, U. Wiedner⁴, M. Wolke⁵⁴, L. H. Wu¹, L. J. Wu^{1,44}, Z. Wu^{1,40}, L. Xia^{50,40}, Y. Xia¹⁸, D. Xiao¹, H. Xiao⁵¹, Y. J. Xiao^{1,44}, Z. J. Xiao²⁹, Y. G. Xie^{1,40}, Y. H. Xie⁶, X. A. Xiong^{1,44}, Q. L. Xiu^{1,40}, G. F. Xu¹, J. J. Xu^{1,44}, L. Xu¹, Q. J. Xu¹³, Q. N. Xu⁴⁴, X. P. Xu³⁸, L. Yan^{53A,53C}, W. B. Yan^{50,40}, W. C. Yan², Y. H. Yan¹⁸, H. J. Yang^{35,h}, H. X. Yang¹, L. Yang⁵⁵, Y. H. Yang³⁰, Y. X. Yang¹¹, M. Ye^{1,40}, M. H. Ye⁷, J. H. Yin¹, Z. Y. You⁴¹, B. X. Yu^{1,40,44}, C. X. Yu³¹, J. S. Yu²⁷, C. Z. Yuan^{1,44}, Y. Yuan¹, A. Yuncu^{43B,a}, A. A. Zafar⁵², Y. Zeng¹⁸, Z. Zeng^{50,40}, B. X. Zhang¹, B. Y. Zhang^{1,40}, C. C. Zhang¹, D. H. Zhang¹, H. H. Zhang⁴¹, H. Y. Zhang^{1,40}, J. Zhang^{1,44}, J. L. Zhang¹, J. Q. Zhang⁴, J. W. Zhang^{1,40,44}, J. Y. Zhang¹, J. Z. Zhang^{1,44}, K. Zhang^{1,44}, L. Zhang⁴², S. Q. Zhang³¹, X. Y. Zhang³⁴, Y. H. Zhang^{1,40}, Y. T. Zhang^{50,40}, Yang Zhang¹, Yao Zhang¹, Yu Zhang⁴⁴, Z. H. Zhang⁶, Z. P. Zhang⁵⁰, Z. Y. Zhang⁵⁵, G. Zhao¹, J. W. Zhao^{1,40}, J. Y. Zhao^{1,44}, J. Z. Zhao^{1,40}, Lei Zhao^{50,40}, Ling Zhao¹, M. G. Zhao³¹, Q. Zhao¹, S. J. Zhao⁵⁷, T. C. Zhao¹, Y. B. Zhao^{1,40}, Z. G. Zhao^{50,40}, A. Zhemchugov^{24,b}, B. Zheng⁵¹, J. P. Zheng^{1,40}, Y. H. Zheng⁴⁴, B. Zhong²⁹, L. Zhou^{1,40}, X. Zhou⁵⁵, X. K. Zhou^{50,40}, X. R. Zhou^{50,40}, X. Y. Zhou¹, J. Zhu³¹, J. Zhu⁴¹, K. Zhu¹, K. J. Zhu^{1,40,44}, S. Zhu¹, S. H. Zhu⁴⁹, X. L. Zhu⁴², Y. C. Zhu^{50,40}, Y. S. Zhu^{1,44}, Z. A. Zhu^{1,44}, J. Zhuang^{1,40}, B. S. Zou¹, J. H. Zou¹

(BESIII Collaboration)

¹ Institute of High Energy Physics, Beijing 100049, People's Republic of China² Beihang University, Beijing 100191, People's Republic of China³ Beijing Institute of Petrochemical Technology, Beijing 102617, People's Republic of China⁴ Bochum Ruhr-University, D-44780 Bochum, Germany⁵ Carnegie Mellon University, Pittsburgh, Pennsylvania 15213, USA⁶ Central China Normal University, Wuhan 430079, People's Republic of China⁷ China Center of Advanced Science and Technology, Beijing 100190, People's Republic of China⁸ COMSATS Institute of Information Technology, Lahore, Defence Road, Off Raiwind Road, 54000 Lahore, Pakistan⁹ G.I. Budker Institute of Nuclear Physics SB RAS (BINP), Novosibirsk 630090, Russia

- ¹⁰ GSI Helmholtzcentre for Heavy Ion Research GmbH, D-64291 Darmstadt, Germany
- ¹¹ Guangxi Normal University, Guilin 541004, People's Republic of China
- ¹² Guangxi University, Nanning 530004, People's Republic of China
- ¹³ Hangzhou Normal University, Hangzhou 310036, People's Republic of China
- ¹⁴ Helmholtz Institute Mainz, Johann-Joachim-Becher-Weg 45, D-55099 Mainz, Germany
- ¹⁵ Henan Normal University, Xinxiang 453007, People's Republic of China
- ¹⁶ Henan University of Science and Technology, Luoyang 471003, People's Republic of China
- ¹⁷ Huangshan College, Huangshan 245000, People's Republic of China
- ¹⁸ Hunan University, Changsha 410082, People's Republic of China
- ¹⁹ Indiana University, Bloomington, Indiana 47405, USA
- ²⁰ (A)INFN Laboratori Nazionali di Frascati, I-00044, Frascati, Italy; (B)INFN and University of Perugia, I-06100, Perugia, Italy
- ²¹ (A)INFN Sezione di Ferrara, I-44122, Ferrara, Italy; (B)University of Ferrara, I-44122, Ferrara, Italy
- ²² Institute of Physics and Technology, Peace Ave. 54B, Ulaanbaatar 13330, Mongolia
- ²³ Johannes Gutenberg University of Mainz, Johann-Joachim-Becher-Weg 45, D-55099 Mainz, Germany
- ²⁴ Joint Institute for Nuclear Research, 141980 Dubna, Moscow region, Russia
- ²⁵ Justus-Liebig-Universität Giessen, II. Physikalisches Institut, Heinrich-Buff-Ring 16, D-35392 Giessen, Germany
- ²⁶ KVI-CART, University of Groningen, NL-9747 AA Groningen, The Netherlands
- ²⁷ Lanzhou University, Lanzhou 730000, People's Republic of China
- ²⁸ Liaoning University, Shenyang 110036, People's Republic of China
- ²⁹ Nanjing Normal University, Nanjing 210023, People's Republic of China
- ³⁰ Nanjing University, Nanjing 210093, People's Republic of China
- ³¹ Nankai University, Tianjin 300071, People's Republic of China
- ³² Peking University, Beijing 100871, People's Republic of China
- ³³ Seoul National University, Seoul, 151-747 Korea
- ³⁴ Shandong University, Jinan 250100, People's Republic of China
- ³⁵ Shanghai Jiao Tong University, Shanghai 200240, People's Republic of China
- ³⁶ Shanxi University, Taiyuan 030006, People's Republic of China
- ³⁷ Sichuan University, Chengdu 610064, People's Republic of China
- ³⁸ Soochow University, Suzhou 215006, People's Republic of China
- ³⁹ Southeast University, Nanjing 211100, People's Republic of China
- ⁴⁰ State Key Laboratory of Particle Detection and Electronics, Beijing 100049, Hefei 230026, People's Republic of China
- ⁴¹ Sun Yat-Sen University, Guangzhou 510275, People's Republic of China
- ⁴² Tsinghua University, Beijing 100084, People's Republic of China
- ⁴³ (A)Ankara University, 06100 Tandogan, Ankara, Turkey; (B)Istanbul Bilgi University, 34060 Eyup, Istanbul, Turkey; (C)Uludag University, 16059 Bursa, Turkey; (D)Near East University, Nicosia, North Cyprus, Mersin 10, Turkey
- ⁴⁴ University of Chinese Academy of Sciences, Beijing 100049, People's Republic of China
- ⁴⁵ University of Hawaii, Honolulu, Hawaii 96822, USA
- ⁴⁶ University of Jinan, Jinan 250022, People's Republic of China
- ⁴⁷ University of Minnesota, Minneapolis, Minnesota 55455, USA
- ⁴⁸ University of Muenster, Wilhelm-Klemm-Str. 9, 48149 Muenster, Germany
- ⁴⁹ University of Science and Technology Liaoning, Anshan 114051, People's Republic of China
- ⁵⁰ University of Science and Technology of China, Hefei 230026, People's Republic of China
- ⁵¹ University of South China, Hengyang 421001, People's Republic of China
- ⁵² University of the Punjab, Lahore-54590, Pakistan
- ⁵³ (A)University of Turin, I-10125, Turin, Italy; (B)University of Eastern Piedmont, I-15121, Alessandria, Italy; (C)INFN, I-10125, Turin, Italy
- ⁵⁴ Uppsala University, Box 516, SE-75120 Uppsala, Sweden
- ⁵⁵ Wuhan University, Wuhan 430072, People's Republic of China
- ⁵⁶ Zhejiang University, Hangzhou 310027, People's Republic of China
- ⁵⁷ Zhengzhou University, Zhengzhou 450001, People's Republic of China
- ^a Also at Bogazici University, 34342 Istanbul, Turkey
- ^b Also at the Moscow Institute of Physics and Technology, Moscow 141700, Russia
- ^c Also at the Functional Electronics Laboratory, Tomsk State University, Tomsk, 634050, Russia
- ^d Also at the Novosibirsk State University, Novosibirsk, 630090, Russia
- ^e Also at the NRC "Kurchatov Institute", PNPI, 188300, Gatchina, Russia
- ^f Also at Istanbul Arel University, 34295 Istanbul, Turkey
- ^g Also at Goethe University Frankfurt, 60323 Frankfurt am Main, Germany
- ^h Also at Key Laboratory for Particle Physics, Astrophysics and Cosmology, Ministry of Education; Shanghai Key Laboratory for Particle Physics and Cosmology; Institute of Nuclear and Particle Physics, Shanghai 200240, People's Republic of China
- ⁱ Government College Women University, Sialkot - 51310. Punjab, Pakistan.
- ^j Currently at: Center for Underground Physics, Institute for Basic Science, Daejeon 34126, Korea

Using a data sample corresponding to an integrated luminosity of 567 pb^{-1} collected at a center-of-mass energy of $\sqrt{s} = 4.6 \text{ GeV}$ with the BESIII detector, we measure the absolute branching fraction of the inclusive semileptonic Λ_c^+ decay with a double-tag method. We obtain $\mathcal{B}(\Lambda_c^+ \rightarrow X e^+ \nu_e) = (3.95 \pm 0.34 \pm 0.09)\%$, where the first uncertainty is statistical and the second systematic. Using the known Λ_c^+ lifetime and the charge-averaged semileptonic decay width of nonstrange charmed mesons (D^0 and D^+), we obtain the ratio of the inclusive semileptonic decay widths $\Gamma(\Lambda_c^+ \rightarrow X e^+ \nu_e)/\bar{\Gamma}(D \rightarrow X e^+ \nu_e) = 1.26 \pm 0.12$.

PACS numbers: 14.20.Lq, 13.30.Ce, 12.38.Qk

Since the first observation of the Λ_c^+ baryon, the lightest baryon containing a charm quark, in 1979 [1], its hadronic decays have been studied extensively. However, information about semileptonic decays of the Λ_c^+ baryon is sparse [2–6]. The branching fraction of $\Lambda_c^+ \rightarrow \Lambda e^+ \nu_e$ was first measured by the ARGUS collaboration [3] and then measured by the CLEO collaboration [4] more than 20 years ago. Recently, the BESIII collaboration measured the absolute branching fraction of $\Lambda_c^+ \rightarrow \Lambda e^+ \nu_e$ to be $(3.63 \pm 0.43)\%$ [5]. A comparison of this exclusive branching fraction and the inclusive semileptonic decay branching fraction of the Λ_c^+ baryon will guide searches for new semileptonic decay modes. The branching fraction of the inclusive semileptonic decay has been measured previously by the MARK II collaboration 35 years ago, with a result of $(4.5 \pm 1.7)\%$ [7]. The uncertainty is much larger than that of the exclusive decay. Thus, a more precise measurement for the inclusive semileptonic decay is required. In addition, using the known Λ_c^+ lifetime, the semileptonic decay width $\Gamma(\Lambda_c^+ \rightarrow X e^+ \nu_e)$, where X refers to any particle system with baryon number one, can be determined. Comparing $\Gamma(\Lambda_c^+ \rightarrow X e^+ \nu_e)$ with the charge-averaged nonstrange D semileptonic decay width $\bar{\Gamma}(D \rightarrow X e^+ \nu_e)$, the ratio $\Gamma(\Lambda_c^+ \rightarrow X e^+ \nu_e)/\bar{\Gamma}(D \rightarrow X e^+ \nu_e)$ can be obtained. Using current data results in $\Gamma(\Lambda_c^+ \rightarrow X e^+ \nu_e)/\bar{\Gamma}(D \rightarrow X e^+ \nu_e) = 1.44 \pm 0.54$ [8, 9]. This ratio is predicted to be 1.67 [9, 10] using an effective-quark theory calculation and about 1.2 based on a calculation using the heavy-quark expansion [11]. Therefore, a more precise measurement of $\mathcal{B}(\Lambda_c^+ \rightarrow X e^+ \nu_e)$ is desirable to test these theoretical predictions.

In this Letter, we present the first absolute measurement of the branching fraction of the inclusive semileptonic Λ_c^+ decay using a double-tag method. This analysis is based on a data sample corresponding to an integrated luminosity of 567 pb^{-1} , which is the largest Λ_c^+ sample taken just above the $\Lambda_c^+ \bar{\Lambda}_c^-$ production threshold collected up to now. The data sample was accumulated at a center-of-mass energy $\sqrt{s} = 4.6 \text{ GeV}$ and recorded with the BESIII detector [12] at the Beijing Electron-Positron Collider II (BEPCII). A detailed description of the BESIII detector can be found in Ref. [12].

A GEANT4-based [13] Monte Carlo (MC) simulation is used to estimate the signal efficiency, optimize the selection criteria and understand the backgrounds. In the

simulation, the effects of beam-energy spread and initial state radiation (ISR) are incorporated using KKMC [14], and the final-state radiation (FSR) is modeled by PHOTOS [15]. The ‘inclusive’ MC samples consist of $\Lambda_c^+ \bar{\Lambda}_c^-$ pairs, $D_{(s)}^{(*)} \bar{D}_{(s)}^{(*)}$ pairs, ISR to lower-mass charmonium (ψ) states, and continuum QED and QCD processes $e^+ e^- \rightarrow q \bar{q}$ ($q = u, d, s$). All known decay modes of Λ_c^+ , $D_{(s)}^{(*)}$ and ψ are generated with the branching fractions taken from the Particle Data Group (PDG) [8] by EVTGEN [16, 17], and the remaining unknown decay modes of ψ are generated by LUNDCHARM [18]. The equivalent luminosities of the simulated data samples are several times that of real data.

Since the data are taken just above the production threshold of $\Lambda_c^+ \bar{\Lambda}_c^-$, no additional hadrons are produced. The double-tag technique, first developed by the MARK III collaboration [19], is used to determine the absolute branching fraction of the inclusive semileptonic decay. First, we fully reconstruct one $\bar{\Lambda}_c^-$ [referred to as the single-tag (ST)], and then search for candidates of the signal decay in the rest of the event that is recoiling against the tagged $\bar{\Lambda}_c^-$. Hence, the absolute branching fraction of the inclusive semileptonic decay can be measured without knowing the number of $\Lambda_c^+ \bar{\Lambda}_c^-$ pairs produced, thus eliminating the related systematic uncertainty from the measurement. The ST candidates are reconstructed through the decays $\bar{\Lambda}_c^- \rightarrow \bar{p} K_S^0$ and $\bar{\Lambda}_c^- \rightarrow \bar{p} K^+ \pi^-$, which have large branching fractions and low backgrounds. The charge conjugated modes are implied throughout this Letter unless otherwise stated.

The charged tracks, except those from K_S^0 , are required to have a polar angle θ with respect to the beam direction within the multilayer drift chamber (MDC) acceptance $|\cos\theta| < 0.93$, and a distance of closest approach to the interaction point (IP) within 10 cm along the beam direction and 1 cm in the plane transverse to the beam direction. Particle identification (PID) for charged pions, kaons and protons is performed by exploiting time-of-flight (TOF) information and specific ionization energy loss dE/dx measured by the MDC. The confidence level (C.L.) under each particle hypothesis (p , K , or π) is calculated; each charged track is assigned the particle type with the largest PID C.L. The K_S^0 meson candidates are reconstructed from two oppositely charged tracks to which no PID criteria are applied and which are assigned the pion mass hypothesis. The charged tracks from the

TABLE I. Summary of ΔE requirements, detection efficiencies and ST yields for the different tag modes.

Tag mode	ΔE (MeV)	Efficiency (%)	Yield
$\bar{\Lambda}_c^- \rightarrow \bar{p}K_S^0$	(-21, 19)	56.5 ± 0.3	1214 ± 36
$\bar{\Lambda}_c^- \rightarrow \bar{p}K^+\pi^-$	(-20, 16)	50.1 ± 0.1	6092 ± 82

K_S^0 candidate must satisfy $|\cos\theta| < 0.93$. Furthermore, due to the long lifetime of the K_S^0 meson, there is a less stringent criterion on the distance of the closest approach to the IP in the beam direction of less than 20 cm and there is no requirement on the distance of closest approach in the plane transverse to the beam direction. The invariant mass of the track pair is required to be in the range (0.487, 0.511) GeV/c^2 . Furthermore, the $\pi^+\pi^-$ pair is constrained to be consistent with originating from a common decay vertex by means of a vertex fit. In addition, the decay length, which is the distance between the IP and the decay vertex, is required to be larger than twice its resolution.

To suppress combinatorial backgrounds, two kinematic variables are used to select the ST candidates. These are the energy difference $\Delta E \equiv E_{\bar{\Lambda}_c^-} - E_{\text{beam}}$ and the beam-constrained mass $M_{\text{BC}} = \sqrt{E_{\text{beam}}^2/c^4 - |\vec{p}_{\bar{\Lambda}_c^-}|^2/c^2}$, where E_{beam} is the beam energy, $E_{\bar{\Lambda}_c^-}$ and $\vec{p}_{\bar{\Lambda}_c^-}$ are the reconstructed energy and three momentum of the ST candidate in the rest frame of the e^+e^- system, respectively. We require ΔE to be within $(-3\sigma, 3\sigma)$ of the peak of the ΔE distribution, where σ is the resolution of the ΔE distribution. Table I gives the ΔE requirements for each ST mode. If there are multiple candidates for the same tag mode in a given event, only the combination with the smallest $|\Delta E|$ is retained for further analysis. To determine the ST yields, we apply a fit to the M_{BC} distributions, as shown in Fig. 1. In the fits, the signal shape is modeled by the shape obtained from the MC convolved with a Gaussian function that describes the resolution difference between data and MC simulation; the combinatorial background is described by an ARGUS function [20]. We obtain the ST yields by subtracting the integral of the background function in the signal region $2.282 < M_{\text{BC}} < 2.300 \text{ GeV}/c^2$ from the total number of events in the same region. The tails of the M_{BC} distribution above the nominal Λ_c^+ mass are due to the effects of ISR and FSR. The ST yields and the corresponding detection efficiencies are summarized in Table I.

In the selected ST sample of $\bar{\Lambda}_c^-$ candidates, we search for charged tracks consistent with being an electron or positron. To ensure that the charged tracks originate from the IP, the same distance of closest approach selection criteria are used as for the non- K_S^0 daughters of the ST candidates. The track is required to satisfy $|\cos\theta| < 0.8$ to ensure that it lies within the acceptance

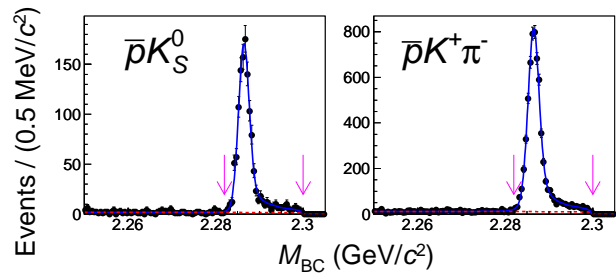


FIG. 1. (Color online) M_{BC} distributions for the different ST modes in data. The solid blue line is the total fit, the dashed red line is the background component, and the pink arrows denote the M_{BC} signal region.

of the barrel of the electromagnetic calorimeter (EMC), which has better energy resolution than the EMC end-caps. The momentum of the charged track is required to be greater than 200 MeV/c , as it is difficult to separate positrons from other hadrons with low momenta. The selected tracks are divided into right-sign (RS) and wrong-sign (WS) samples, where the charge of the RS (WS) track is required to be opposite (equal) to that of the ST candidate.

The PID of the selected tracks is implemented with the information of the dE/dx , TOF and EMC, and the C.L. under each particle hypothesis (e , π , K or p) is calculated. Positron candidates must satisfy $CL(e) > 0.001$ and $CL(e)/(CL(e) + CL(\pi) + CL(K) + CL(p)) > 0.8$. To further suppress the backgrounds from charged pions, $E_e/p_e > 0.8$ is required, where E_e and p_e are the deposited energy in the EMC and momentum measured by the MDC, respectively. The remaining selected charged tracks are assigned the hadron type corresponding to the highest C.L. that is greater than 0.001. The track is rejected if it does not have a C.L. greater than 0.001 for any hypothesis.

The identified positron sample contains sizable backgrounds from misidentified hadrons. To evaluate these backgrounds, knowledge of their yields and corresponding misidentification probabilities is required. The real RS and WS positron yields are determined individually by unfolding the matrix [21–23]

$$\begin{pmatrix} N_e^{\text{obs}} \\ N_\pi^{\text{obs}} \\ N_K^{\text{obs}} \\ N_p^{\text{obs}} \end{pmatrix} = \begin{pmatrix} P_{e \rightarrow e} & P_{\pi \rightarrow e} & P_{K \rightarrow e} & P_{p \rightarrow e} \\ P_{e \rightarrow \pi} & P_{\pi \rightarrow \pi} & P_{K \rightarrow \pi} & P_{p \rightarrow \pi} \\ P_{e \rightarrow K} & P_{\pi \rightarrow K} & P_{K \rightarrow K} & P_{p \rightarrow K} \\ P_{e \rightarrow p} & P_{\pi \rightarrow p} & P_{K \rightarrow p} & P_{p \rightarrow p} \end{pmatrix} \begin{pmatrix} N_e^{\text{true}} \\ N_\pi^{\text{true}} \\ N_K^{\text{true}} \\ N_p^{\text{true}} \end{pmatrix},$$

where N_a^{obs} is the observed yield of particle species a (a denotes e , π , K or p), $P_{a \rightarrow b}$ is the probability to identify particle a as particle b , and N_a^{true} is the true yield of particle a in the studied sample. The elements of the PID efficiency matrix $P_{a \rightarrow b}$ are obtained by studying corresponding control samples selected from data. The charged pion and proton samples are selected from

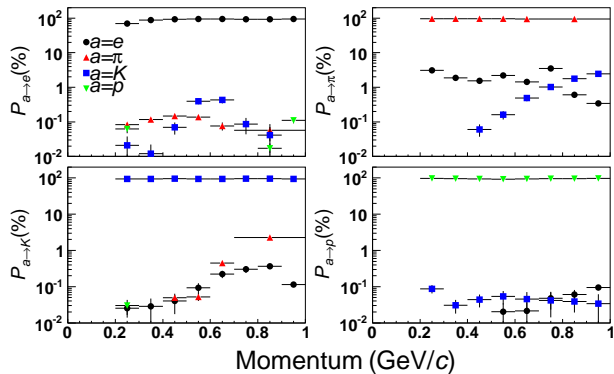


FIG. 2. (Color online) PID efficiencies obtained from data.

$J/\psi \rightarrow p\bar{p}\pi^+\pi^-$ events. The charged kaon and positron samples are selected from $J/\psi \rightarrow K^+K^-K^+K^-$ and radiative Bhabha events, respectively. Due to the different event topologies, the PID efficiency of positrons from $\Lambda_c^+\bar{\Lambda}_c^-$ pairs (one positron and several hadrons) differs from that from radiative Bhabha events (one electron, one positron and one shower). The relative difference ($\sim 4.2\%$) is corrected by comparing the positron efficiency obtained from radiative Bhabha MC samples and $\Lambda_c^+\bar{\Lambda}_c^-$ pair MC samples. No correction to the other elements is implemented. The momentum dependence of the PID efficiency matrix is mostly determined in intervals of 100 MeV/c, though some intervals are wider due to limited statistics, as presented in Fig. 2. The muon component is omitted in the unfolding procedure due to its small yields (almost the same as the positron yields), the small mis-PID probability from muon to positron (similar to that from pion to positron, shown in Fig. 2) and the negligible effect on the branching fraction measurement. In addition, because the selected pion sample contains the muon component due to their similar PID behaviour in the BESIII detector, the muon component is implicitly taken into account.

To estimate the contribution from non- Λ_c^+ decays in the signal region, the unfolded positron yield in the M_{BC} sideband region is scaled by a factor of 0.78 that accounts for the relative amount of background in the sideband and signal regions determined by the fit to the M_{BC} distribution. Since low-background ST modes are used, the contribution from non- Λ_c^+ decays is small (3.8%).

The RS sample contains primary positrons, which directly originate from Λ_c^+ decays, and secondary positrons, not directly arising from Λ_c^+ decays and originating predominantly from γ conversions and π^0 Dalitz decays. Detailed MC studies indicate that the secondary positrons are charge symmetric, hence their yield can be evaluated from the WS positron sample and subtracted from the total RS positron yields. The reliability of the WS subtraction has been validated by MC studies.

The tracking efficiency in a given momentum interval,

TABLE II. Positron yields in data after each procedure. The uncertainties are statistical.

$\Lambda_c^+ \rightarrow Xe^+\nu_e$	RS	WS
Observed yields		
tag signal region	228.0 ± 15.1	26.0 ± 5.1
tag sideband region	11.0 ± 3.3	2.0 ± 1.4
PID unfolding		
tag signal region	250.1 ± 17.1	28.3 ± 6.2
tag sideband region	12.1 ± 3.8	1.7 ± 1.5
Sideband subtraction	240.7 ± 17.4	27.0 ± 6.3
WS subtraction	213.7 ± 18.5	
Correction of tracking efficiency	272.1 ± 23.5	

including the track reconstruction efficiency, selection efficiency and resolution effects, is corrected by unfolding the following matrix equation

$$N_i^{\text{true}} = \sum_j T(i|j)N_j^{\text{pro}}, \quad (1)$$

where the tracking efficiency matrix $T(i|j)$ describes the probability of positrons produced in the j -th momentum interval to be reconstructed in the i -th momentum interval, N_j^{pro} is the number of primary positrons produced in the j -th momentum interval and N_i^{true} is the true yield of positron reconstructed in the i -th momentum interval. The tracking efficiency matrix is obtained by studying the positron MC sample selected from Λ_c^+ semileptonic events. After this procedure, we obtain the efficiency-corrected positron momentum spectrum above 200 MeV/c in the laboratory frame. Table II summarizes the positron yields obtained after each correction step.

The fraction of positrons below 200 MeV/c is obtained by fitting the efficiency-corrected positron momentum spectrum with the sum of the spectra of the exclusive decay channels (Table III), as shown in Fig. 3. In the fit, the branching fraction of each component is allowed to vary within the given uncertainty. From the fit, we obtain the fraction of positrons below 200 MeV/c to be $(5.6 \pm 1.5)\%$, where the uncertainty is systematic derived from variations of the fit assumptions. The branching fraction of the inclusive semileptonic decay of the Λ_c^+ baryon is then calculated with

$$\mathcal{B}(\Lambda_c^+ \rightarrow Xe^+\nu_e) = \frac{N^{\text{pro}}(p_e > 200 \text{ MeV}/c)}{N_{\text{tag}}[1 - f(p_e < 200 \text{ MeV}/c)]}, \quad (2)$$

where $N^{\text{pro}}(p_e > 200 \text{ MeV}/c)$ is the yield of positrons with momentum p_e above 200 MeV/c after the correction of the tracking efficiency, N_{tag} is the ST yield and $f(p_e < 200 \text{ MeV}/c)$ is the fraction of positron below 200 MeV/c. Finally, we obtain $\mathcal{B}(\Lambda_c^+ \rightarrow Xe^+\nu_e) = (3.95 \pm 0.34)\%$, where the uncertainty includes only the statistical component of that on the signal and ST yields.

TABLE III. Λ_c^+ semileptonic decays used to extrapolate the positron momentum spectrum. The branching fraction of $\Lambda_c^+ \rightarrow \Lambda e^+ \nu_e$ decay is from BESIII measurement [5] and the uncertainty of the unobserved decay channels are 100% of the predicted branching fractions. The form factor of $\Lambda_c^+ \rightarrow \Lambda e^+ \nu_e$ decay is from QCD sum rules [24] and the other two, unobserved, semileptonic decay modes are generated by PYTHIA [27] according to the simple $V - A$ matrix element.

Decay channel	\mathcal{B} (%)	Model
$\Lambda_c^+ \rightarrow \Lambda e^+ \nu_e$	3.63 ± 0.43 [5]	$F_1^V(q^2) = \frac{2.52}{5.09 - q^2}$ [24]
$\Lambda_c^+ \rightarrow \Lambda(1405)e^+ \nu_e$	0.38 ± 0.38 [25]	PYTHIA [27]
$\Lambda_c^+ \rightarrow ne^+ \nu_e$	0.27 ± 0.27 [26]	PYTHIA [27]

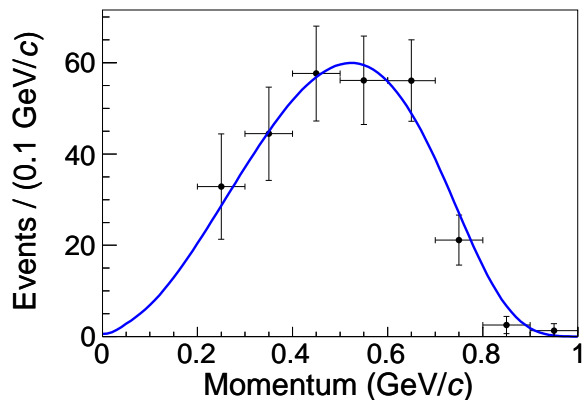


FIG. 3. (Color online) Extrapolation of the positron momentum spectrum in the laboratory frame obtained from data, shown as points with error bars. The blue curve shows the extrapolated spectrum.

The systematic uncertainties in this analysis are listed in Table IV. The tag yield systematic uncertainty is estimated to be 1.0% by using alternative fits to the M_{BC} distribution with different signal shapes, background parameters and fitting ranges. The systematic uncertainty related to the tracking efficiency is estimated to be 1.0% by studying radiative Bhabha events [5]. The systematic uncertainty in the positron identification efficiency is estimated by comparing the positron PID efficiencies in different MC simulated semileptonic Λ_c^+ decays. The largest relative difference of the positron PID efficiency is assigned as the systematic uncertainty. The uncertainties in the other elements of the PID efficiency matrix are estimated by comparing the matrix elements obtained from $\Lambda_c^+ \bar{\Lambda}_c^-$ pair MC samples with those obtained from radiative Bhabha, $J/\psi \rightarrow p\bar{p}\pi^+\pi^-$ and $J/\psi \rightarrow K^+K^-K^+K^-$ MC samples. Adding them in quadrature, we assign 0.9% as the systematic uncertainty related to PID. The uncertainty associated with the M_{BC} sideband subtraction is estimated to be 0.5% by using an alternative M_{BC} sideband region. To estimate the uncertainty in the extrapolation of the positron momentum spectrum, we

TABLE IV. Sources of systematic uncertainties.

Source	Relative uncertainty (%)
Tag yield	1.0
Tracking	1.0
PID	0.9
Sideband subtraction	0.5
Extrapolation	1.5
Data and MC statistics	0.4
Sum	2.3

perform an alternative fit in which the branching fraction of each fit component is unconstrained. In addition, we use an alternative form-factor model and repeat the fit. Adding these effects in quadrature, we attribute 1.5% as the systematic uncertainty related to the extrapolation procedure. The uncertainty due to limited statistics of data and MC simulation used to determine the PID efficiency matrix and tracking efficiency matrix is estimated by repeating the PID unfolding procedure and correction of tracking efficiency. In each repetition, we vary each element of the PID efficiency matrix and tracking efficiency matrix within the corresponding error. The corresponding systematic uncertainty is derived from 10,000 independent repetitions and is estimated to be 0.4%. Adding all uncertainties in quadrature, the total systematic uncertainty is determined to be 2.3%.

The absolute branching fraction of the inclusive semileptonic decays of the Λ_c^+ baryon is determined to be $\mathcal{B}(\Lambda_c^+ \rightarrow X e^+ \nu_e) = (3.95 \pm 0.34 \pm 0.09)\%$, where the first and second uncertainties are statistical and systematic, respectively. Compared with the branching fraction of $\Lambda_c^+ \rightarrow \Lambda e^+ \nu_e$ measured by the BESIII collaboration [5], the ratio $\frac{\mathcal{B}(\Lambda_c^+ \rightarrow \Lambda e^+ \nu_e)}{\mathcal{B}(\Lambda_c^+ \rightarrow X e^+ \nu_e)}$ is determined to be $(91.9 \pm 12.5 \pm 5.4)\%$, where the systematic uncertainty related to the tracking efficiency of the positron cancels. Using the known Λ_c^+ lifetime [8], we obtain the semileptonic decay width $\Gamma(\Lambda_c^+ \rightarrow X e^+ \nu_e) = (1.98 \pm 0.18) \times 10^{11} \text{ s}^{-1}$. Comparing this with the charge-averaged semileptonic decay width of nonstrange charmed mesons $\bar{\Gamma}(D \rightarrow X e^+ \nu_e)$ [8], the ratio $\frac{\Gamma(\Lambda_c^+ \rightarrow X e^+ \nu_e)}{\bar{\Gamma}(D \rightarrow X e^+ \nu_e)}$ is determined to be 1.26 ± 0.12 . A comparison of the branching fraction and ratio of the semileptonic decay width between experimental measurements and theoretical predictions can be found in Table V.

In summary, by analysing a data sample corresponding to an integrated luminosity of 567 pb^{-1} taken at a center-of-mass energy $\sqrt{s} = 4.6 \text{ GeV}$, we report the absolute measurement of the inclusive semileptonic Λ_c^+ decay branching fraction $\mathcal{B}(\Lambda_c^+ \rightarrow X e^+ \nu_e) = (3.95 \pm 0.34 \pm 0.09)\%$. The uncertainty is reduced by a factor of four compared to the MARK II result [7]. Based on the BESIII measurements [5], we obtain the ratio of the branch-

TABLE V. Comparison of the branching fraction (in 10^{-2}) and ratio of the semileptonic decay width between experimental measurements and theoretical predictions.

Result	$\Lambda_c^+ \rightarrow X e^+ \nu_e$	$\frac{\Gamma(\Lambda_c^+ \rightarrow X e^+ \nu_e)}{\Gamma(D \rightarrow X e^+ \nu_e)}$
BESIII	3.95 ± 0.35	1.26 ± 0.12
MARK II [7]	4.5 ± 1.7	1.44 ± 0.54
Effective-quark Method [9, 10]		1.67
Heavy-quark Expansion [11]		1.2

ing fraction to be $\frac{\mathcal{B}(\Lambda_c^+ \rightarrow \Lambda e^+ \nu_e)}{\mathcal{B}(\Lambda_c^+ \rightarrow X e^+ \nu_e)} = (91.9 \pm 12.5 \pm 5.4)\%$.

We also determine the ratio $\frac{\Gamma(\Lambda_c^+ \rightarrow X e^+ \nu_e)}{\Gamma(D \rightarrow X e^+ \nu_e)} = 1.26 \pm 0.12$, which restricts different models as given in Table V.

The BESIII collaboration thanks the staff of BEPCII and the IHEP computing center for their strong support. This work is supported in part by National Key Basic Research Program of China under Contract No. 2015CB856700; National Natural Science Foundation of China (NSFC) under Contracts Nos. 11235011, 11335008, 11425524, 11625523, 11635010; the Chinese Academy of Sciences (CAS) Large-Scale Scientific Facility Program; the CAS Center for Excellence in Particle Physics (CCEPP); Joint Large-Scale Scientific Facility Funds of the NSFC and CAS under Contracts Nos. U1332201, U1532257, U1532258; CAS under Contracts Nos. KJCX2-YW-N29, KJCX2-YW-N45; CAS Key Research Program of Frontier Sciences under Contracts Nos. QYZDJ-SSW-SLH003, QYZDJ-SSW-SLH040; 100 Talents Program of CAS; National 1000 Talents Program of China; INPAC and Shanghai Key Laboratory for Particle Physics and Cosmology; German Research Foundation DFG under Contracts Nos. Collaborative Research Center 1044, FOR 2359; Istituto Nazionale di Fisica Nucleare, Italy; Koninklijke Nederlandse Akademie van Wetenschappen (KNAW) under Contract No. 530-4CDP03; Ministry of Development of Turkey under Contract No. DPT2006K-120470; National Science and Technology fund; The Swedish Research Council; U. S. Department of Energy under Contracts Nos. DE-FG02-05ER41374, DE-SC-0010118, DE-SC-0010504, DE-SC-0012069; University of Groningen (RuG) and the Helmholtzzentrum fuer Schwerionenforschung GmbH (GSI), Darmstadt; WCU Program of National Research Foundation of Korea under Contract No. R32-2008-000-10155-0.

- [1] G. S. Abrams *et al.* (MARK II Collaboration), Phys. Rev. Lett. **44**, 10 (1980).
- [2] M. Gronau and J. L. Rosner, arXiv:1803.02267 [hep-ph].
- [3] H. Albrecht *et al.* (ARGUS Collaboration), Phys. Lett. B **269**, 234 (1991).
- [4] T. Bergfeld *et al.* (CLEO Collaboration), Phys. Lett. B **323**, 219 (1994).
- [5] M. Ablikim *et al.* (BESIII Collaboration), Phys. Rev. Lett. **115**, 221805 (2015).
- [6] M. Ablikim *et al.* (BESIII Collaboration), Phys. Lett. B **767**, 42 (2017).
- [7] E. Vella *et al.*, Phys. Rev. Lett. **48**, 1515 (1982).
- [8] C. Patrignani *et al.* (Particle Data Group), Chin. Phys. C **40**, 1000001 (2016).
- [9] M. Gronau and J. L. Rosner, Phys. Rev. D **83**, 034025 (2011).
- [10] J. L. Rosner, Phys. Rev. D **86**, 014017 (2012).
- [11] A. V. Manohar and M. B. Wise, Phys. Rev. D **49**, 1310 (1994).
- [12] M. Ablikim *et al.* (BESIII Collaboration), Nucl. Instrum. Meth. A **614**, 345 (2010).
- [13] S. Agostinelli *et al.* (GEANT4 Collaboration), Nucl. Instrum. Meth. A **506**, 250 (2003).
- [14] S. Jadach, B. F. L. Ward and Z. Wąs, Phys. Rev. D **63**, 113009 (2001).
- [15] E. Richter-Was, Phys. Lett. B **303**, 163 (1993).
- [16] R. G. Ping *et al.*, Chin. Phys. C **32**, 599 (2008).
- [17] D. J. Lange, Nucl. Instrum. Meth. A **462**, 152 (2001).
- [18] J. C. Chen, G. S. Huang, X. R. Qi, D. H. Zhang and Y. S. Zhu, Phys. Rev. D **62**, 034003 (2000).
- [19] R. M. Baltrusaitis *et al.* (MARK III Collaboration), Phys. Rev. Lett. **56**, 2140 (1986).
- [20] H. Albrecht *et al.* (ARGUS Collaboration), Phys. Lett. B **241**, 278 (1990).
- [21] A. Hocker and V. Kartvelishvili, Nucl. Instrum. Meth. A **372**, 469 (1996).
- [22] N. E. Adam *et al.* (CLEO Collaboration), Phys. Rev. Lett. **97**, 251801 (2006).
- [23] D. M. Asner *et al.* (CLEO Collaboration), Phys. Rev. D **81**, 052007 (2010).
- [24] R. S. Marques de Carvalho, F. S. Navarra, M. Nielsen, E. Ferreira and H. G. Dosch, Phys. Rev. D **60**, 034009 (1999).
- [25] M. Pervin, W. Roberts and S. Capstick, Phys. Rev. C **72**, 035201 (2005).
- [26] M. A. Ivanov, V. E. Lyubovitskij, J. G. Körner and P. Kroll, Phys. Rev. D **56**, 348 (1997).
- [27] T. Sjostrand *et al.*, Comput. Pys. Commun. **135**, 238 (2001).