

Finite- Size Scaling of Correlation Function

Xin Zhang^{1,3}, Gaoke Hu^{1,3}, Yongwen Zhang^{1,2}, Xiaoteng Li^{1,3}, and Xiaosong Chen^{1,3*}

¹*Institute of Theoretical Physics, Key Laboratory of Theoretical Physics,
Chinese Academy of Science, P.O. Box 2735, Beijing, 100190, China*

²*Data Science Research Center, Kunming University of Science and Technology, Kunming, 100190, Yunnan, China*

³*School of Physical Sciences, University of Chinese Academy of Science,
No. 19A Yuquan Road, Beijing 100049, China*

(Dated: June 1, 2018)

We propose the finite-size scaling of correlation function in a finite system near its critical point. At a distance \mathbf{r} in the finite system with size L , the correlation function can be written as the product of $|\mathbf{r}|^{-(d-2+\eta)}$ and its finite-size scaling function of variables \mathbf{r}/L and $tL^{1/\nu}$, where $t = (T - T_c)/T_c$. The directional dependence of correlation function is nonnegligible only when $|\mathbf{r}|$ becomes comparable with L . This finite-size scaling of correlation function has been confirmed by correlation functions of the Ising model and the bond percolation in two-dimensional lattices, which are calculated by Monte Carlo simulation. We can use the finite-size scaling of correlation function to determine the critical point and the critical exponent η .

PACS numbers: 64.60.-i, 05.50.+q

keywords: critical phenomena, finite-size scaling, correlation function, lattice model

I. INTRODUCTION

The concept of finite-size scaling has played an important role in the investigation of finite-size effects near critical point over last decades[1]. The free-energy density $f(t, L)$ at the reduced temperature $t = (T - T_c)/T_c$ and vanishing external field in a d -dimensional cubic geometry of volume L^d with periodic boundary conditions (PBC) can be decomposed as

$$f(t, L) = f_s(t, L) + f_0(t), \quad (1)$$

where $f_s(t, L)$ denotes the singular part of f and $f_0(t)$ is the regular part. It was asserted by Provman and Fisher [2] that, below the upper critical dimension $d = 4$, $f_s(t, L)$ has the asymptotic finite-size scaling structure

$$f_s(t, L) = L^{-d}F(tL^{1/\nu}), \quad (2)$$

where $F(x)$ is a universal scaling function.

For the free energy density in the bulk limit $L \rightarrow \infty$, it was believed that there is the two-scale-factor universality in general [1]. It has been demonstrated that the two-scale-factor universality is valid for isotropic systems but not for anisotropic systems with noncubic symmetry [3]. The finite-size scaling function of the free energy density F depends on the normalized anisotropic matrix $\bar{\mathbf{A}}$ of anisotropic systems [3]. The Binder cumulant ratio U was introduced [4] to determine the transition point and compute the critical exponent of the correlation length. Its value at the transition point $U(T_c)$ was believed to be universal and can indicate the universality class together with critical exponents [1]. It has been proved in Ref.[3] that $U(T_c)$ depends on $\bar{\mathbf{A}}$ also.

Using the Monte Carlo simulations of two-dimensional anisotropic Ising models, the dependence of $U(T_c)$ on $\bar{\mathbf{A}}$ has been confirmed [5, 6]. The experimental investigations of the finite-size scaling have been done extensively with ${}^4\text{He}$ at the superfluid transition and are reviewed in Refs.[7, 8].

A similar finite-size scaling ansatz of the correlation length $\xi(t, L)$ was made by Privman and Fisher [2] as

$$\xi(t, L) = LX(tL^{1/\nu}), \quad (3)$$

with the universal scaling function $X(x)$. In the three-dimensional Ising model, the finite-size scaling analysis of the correlation length with Monte Carlo simulations was reported [9]. Above the upper critical dimension, the finite-size scaling of the correlation length was studied in the five-dimensional Ising model [10]. As the central quantity in a statistical system, the correlation length in ionic fluids was investigated by integral equation theory [11]. The finite-size scaling can be related to the large distance behavior of bulk order-parameter correlation function [12].

In this paper, we study the correlation function $g(\mathbf{r}, t, L)$ of finite system with size L . In Sec. II, the finite-size scaling structure of correlation function $g(\mathbf{r}, t, L)$ is introduced and discussed. With the correlation function of Ising model in Sec. III and the correlation function of bond percolation in Sec. IV, the finite-size scaling of correlation function is confirmed by Monte Carlo simulation. In Sec. V, we draw some conclusions.

II. FINITE-SIZE SCALING OF CORRELATION FUNCTION

Correlation functions describe how microscopic variables at different positions are related. In an infinite system with a lattice spacing \tilde{a} , the correlation function

* Email address: chenxs@itp.ac.cn

$g(\mathbf{r}, t, \infty)$ reads [1, 2] for $|t| \ll 1$ and $|\mathbf{r}| \gg \tilde{a}$,

$$g(\mathbf{r}, t, \infty) = A |\mathbf{r}|^{-d+2-\eta} \Phi(|\mathbf{r}|/\xi) \quad (4)$$

with a universal scaling function Φ , a nonuniversal amplitude A , and with $\xi = \xi_0 |t|^{-\nu}$, apart from correlations to scaling.

In a finite system with N spins, the correlation C_{ij} between spin i positioned at \mathbf{r}_i and spin j positioned at \mathbf{r}_j can be calculated as [13]

$$C_{ij} = \langle S_i S_j \rangle - \langle S_i \rangle \langle S_j \rangle, \quad (5)$$

where the averages are done over all configurations with weight $p(\{S_i\})$. Using C_{ij} as its elements, a $N \times N$ correlation matrix \mathbf{C} can be obtained. \mathbf{C} has N eigenvectors and eigenvalues. For eigenvector \mathbf{b}_n of eigenvalue λ_n , there is the relation

$$\mathbf{C} \mathbf{b}_n = \lambda_n \mathbf{b}_n, \quad n = 1, 2, \dots, N, \quad (6)$$

where

$$\mathbf{b}_n = \begin{bmatrix} b_{1n} \\ b_{2n} \\ \vdots \\ b_{Nn} \end{bmatrix}. \quad (7)$$

The normalized eigenvectors are orthogonal to each other and satisfy the conditions

$$\mathbf{b}_n \cdot \mathbf{b}_l = \sum_j b_{jn} b_{jl} = \delta_{nl}, \quad (8)$$

where δ_{nl} is the Kronecker delta.

From the fluctuations of N spins, we can define N principal fluctuation modes

$$\delta \tilde{S}_n = \sum_{j=1}^N b_{jn} \delta S_j, \quad n = 1, 2, \dots, N. \quad (9)$$

Using the orthogonal conditions in Eq.8, the correlation between principal fluctuation modes can be calculated as

$$\tilde{C}_{nl} \equiv \langle \delta \tilde{S}_n \delta \tilde{S}_l \rangle = \lambda_n \delta_{nl}. \quad (10)$$

There is no correlation between different principal fluctuation modes. The mean square of principal fluctuation mode $\delta \tilde{S}_n$ is equal to λ_n .

We can express the correlation C_{ij} between spin i and spin j by eigenvectors and eigenvalues as

$$C_{ij} = \sum_{n=1}^N b_{in} b_{jn} \lambda_n. \quad (11)$$

We introduce $C_{ij}^{(n)} = b_{in} b_{jn}$, which can be understood as the correlation between spin i and spin j in the n -th principal fluctuation mode. The total correlation between

spin i and spin j is obtained by summing correlations of all principal fluctuation modes as

$$C_{ij} = \sum_{n=1}^N \lambda_n C_{ij}^{(n)}. \quad (12)$$

In Ref.[13], it has been proposed and confirmed by the two-dimensional Ising model that eigenvalues satisfy the following finite-size scaling form

$$\lambda_n(t, L) = L^{2-\eta} f_n(tL^{1/\nu}), \quad (13)$$

where η is related to the critical exponent γ of susceptibility by the hyperscaling relation $2 - \eta = \gamma/\nu$. Using position vectors \mathbf{r}_i of spins, eigenvector \mathbf{b}_n can be represented by a spatial function $b_n(\mathbf{r}_i)$. In a finite system of volume L^d and periodic boundary conditions, the spatial function can be expressed as

$$b_n(\mathbf{r}_i) = \frac{1}{\sqrt{N}} \sum_{\mathbf{k}} \hat{b}_n(\mathbf{k}) \exp(i\mathbf{k}\mathbf{r}_i) \quad (14)$$

with the Fourier component

$$\hat{b}_n(\mathbf{k}) = \frac{1}{\sqrt{N}} \sum_{\mathbf{r}_i} b_n(\mathbf{r}_i) \exp(-i\mathbf{k}\mathbf{r}_i), \quad (15)$$

where \mathbf{k} has components $k_j = 2\pi m_j/L$, $m_j = 0, \pm 1, \pm 2, \dots$, $j = 1, 2, \dots, d$ in the range $-\pi \leq k_j < \pi$. Fourier components follow the relation $\hat{b}_n^*(\mathbf{k}) = \hat{b}_n(-\mathbf{k})$ according to Eq.15. The correlation function of distance can be calculated as

$$g(\mathbf{r}, t, L) = \frac{1}{N} \sum_{\mathbf{r}_i} \sum_{n=1}^N b_n(\mathbf{r}_i) b_n(\mathbf{r}_i + \mathbf{r}) \lambda_n. \quad (16)$$

By using the orthogonal condition

$$\frac{1}{N} \sum_{\mathbf{r}_i} \exp(i\mathbf{k}\mathbf{r}_i) \exp(i\mathbf{k}'\mathbf{r}_i) = \delta_{\mathbf{k}+\mathbf{k}', 0} \quad (17)$$

and the finite-size scaling form of eigenvalues in Eq. (13), the correlation function of distance can be expressed as

$$g(\mathbf{r}, t, L) = L^{-d+2-\eta} \sum_n \sum_{\mathbf{k}} f_n(tL^{1/\nu}) \left| \hat{b}_n(\mathbf{k}) \right|^2 \exp(-i\mathbf{k}\mathbf{r}), \quad (18)$$

where $\mathbf{k} = 2\pi\mathbf{m}/L$.

From this result, we propose that the correlation function of distance follows the finite-size scaling form

$$g(\mathbf{r}, t, L) = A |\mathbf{r}|^{-d+2-\eta} G(\mathbf{r}/L, tL^{1/\nu}), \quad (19)$$

for $|t| \ll 1$ and $L \gg \tilde{a}$. It is expected that the directional dependence of the universal scaling function $G(\mathbf{r}/L, tL^{1/\nu})$ can be neglected for $|\mathbf{r}| \ll L$ and becomes unnegligible when $|\mathbf{r}|$ is comparable to L .

From Eq.(19), we can get the finite-size scaling of the second moment correlation length

$$\xi(t, L) = \sqrt{\frac{1}{2d} \frac{\sum_{\mathbf{r}} |\mathbf{r}|^2 g(\mathbf{r}, t, L)}{\sum_{\mathbf{r}} g(\mathbf{r}, t, L)}} = LX(tL^{1/\nu}) \quad (20)$$

in agreement with Eq.(3). Further, we can obtain the finite-size scaling of susceptibility

$$\chi(t, L) = L^{\gamma/\nu} f_{\chi}(tL^{1/\nu}), \quad (21)$$

with $\gamma/\nu = 2 - \eta$.

From correlation functions of different system sizes L , we choose the distances $x_{\lambda} = \lambda L$ along the x -direction. The logarithm of correlation function at distance x_{λ} can be written as

$$\ln g(x_{\lambda}, t, L) = (-d + 2 - \eta) \ln L + \ln G(\lambda, tL^{1/\nu}) + C, \quad (22)$$

where $C = \ln(A\lambda^{-d+2-\eta})$.

At critical point with $t = 0$, $\ln g(x_{\lambda}, 0, L)$ depends on $\ln L$ linearly with slope $-d + 2 - \eta$. The deviation from this linear dependence of $\ln g(x_{\lambda}, t, L)$ appears when $t \neq 0$. We can use this property to fix the critical point and critical exponent η of a system.

Using the correlation function at distances $x, 2x, 4x$ along the x -direction in the lattice with sizes $L, 2L, 4L$ respectively, we can define a ratio

$$R = \frac{g(x, t, L)g(4x, t, 4L)}{g(2x, t, 2L)^2}. \quad (23)$$

This ratio can be written into a scaling form as

$$R(\lambda, tL^{1/\nu}) = \frac{G(\lambda, tL^{1/\nu})G(\lambda, 2^{2/\nu}tL^{1/\nu})}{G(\lambda, 2^{1/\nu}tL^{1/\nu})^2}, \quad (24)$$

where $\lambda = x/L$. At critical point $t = 0$, we have $R(\lambda, 0) = 1$, which is independent of λ and L . At $t \neq 0$, the ratio R depends on both λ and L . We can determine the critical point of a system from the fixed point of R as a function of T for different λ and L .

To verify the finite-size scaling structure of correlation function in Eq.(19), we investigate correlation functions of the Ising model and the bond percolation in two-dimensional lattice with PBC using the Monte Carlo simulation. The lattice sizes $L = 32, 64$, and 128 are taken in our simulations.

III. CORRELATION FUNCTION OF ISING MODEL

At zero external field, the Ising model has the Hamiltonian

$$H = -J \sum_{\langle i, j \rangle} S_i S_j, \quad (25)$$

where interactions are restricted to the nearest neighbors and spins can take two values, $S_i \in \{-1, +1\}$.

A configuration of system is characterized by $\{S_i\} = (S_1, S_2, \dots, S_N)$ with $N = L \times L$. It has a probability $p(\{S_i\}) = e^{-H/k_B T}/Z$ with $Z = \sum_{\{S_i\}} e^{-H/k_B T}$, where the summation is done for all samples of configuration. The Wolff algorithm [14] is used to simulate configurations of the Ising model.

In the average of Eq.5, only configurations with the positive total magnetization are used. If the total magnetization M is negative after a Monte Carlo simulation step, we make a flip $S_i \rightarrow -S_i$ to all spins so that M becomes positive again. For N spins in the lattice, there are $N(N-1)/2$ correlations between spins. The correlation function $g(\vec{r}, t, L)$ is calculated by the average of correlations C_{ij} with $\vec{r}_i - \vec{r}_j = \vec{r}$ as

$$g(\vec{r}, t, L) = \frac{\sum_{i,j} C_{ij} \delta[\vec{r} - (\vec{r}_i - \vec{r}_j)]}{\sum_{i,j} \delta[\vec{r} - (\vec{r}_i - \vec{r}_j)]} \quad (26)$$

It has been found that the two-dimensional Ising model in square lattice has the critical point at $k_B T_c/J = 2/\ln(1 + \sqrt{2}) \approx 2.269$ [15], and the critical exponents $\nu = 1$ and $\eta = \frac{1}{4}$. To verify the finite-size scaling structure of correlation function, we simulate the Ising model of sizes $L = 32, 62, 128$ around the critical point with $tL^{1/\nu} = -2, 0, 2$.

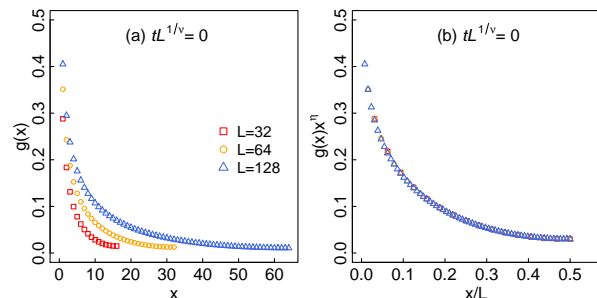


FIG. 1. Left: correlation function along x -axis of the Ising model at T_c . Right: its finite-size scaling function.

In Fig.1 (a), the correlation function $g(x, t, L)$ along the x -direction is plotted at the critical point and for sizes $L = 32, 64, 128$. The scaled correlation function $g(x, t, L)x^{\eta}$ is shown with respect to the scaled distance x/L in Fig.1 (b), where the curves of different L collapse into one curve. This confirms the finite-size scaling structure of correlation function in Eq. (19).

Below the critical point T_c , the Ising model is simulated at sizes $L = 32, 64, 128$ and corresponding temperatures with $tL^{1/\nu} = -2$. The results are presented in Fig.2. The finite-size scaling structure of correlation function is confirmed also at temperatures below T_c .

Above the critical point T_c , the correlation functions of the Ising model are simulated at sizes $L = 32, 64, 128$ and corresponding temperatures with $tL^{1/\nu} = 2$. They are shown in Fig.3 and confirm the finite-size scaling structure of correlation function for temperatures above T_c .

At the critical point, the correlation functions along the diagonal direction of lattice with $\vec{r} = (\frac{x}{\sqrt{2}}, \frac{x}{\sqrt{2}})$ are

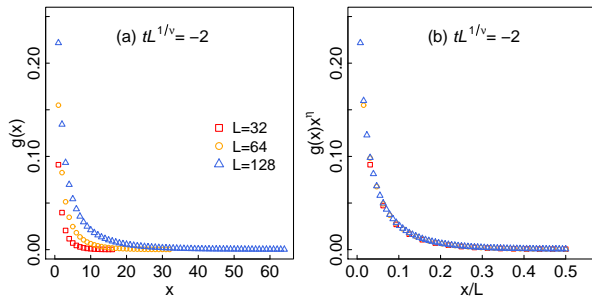


FIG. 2. Left: correlation function along x -axis of the Ising model below T_c . Right: its finite-size scaling function.

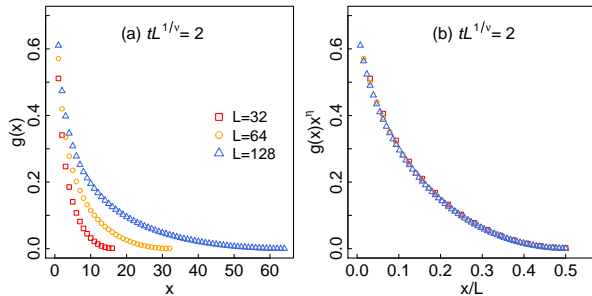


FIG. 3. Left: correlation function along x -axis of the Ising model above T_c . Right: its finite-size scaling function.

presented in Fig.4. The finite-size scaling structure of correlation function is further confirmed. We can see that the finite-size scaling function at distance comparable with $L/2$ becomes dependent on direction and its value in the diagonal direction is different from that in the x -direction. Below T_c with $tL^{1/\nu} = -2$, the correlation functions along the diagonal direction are shown on the left and their finite-size scaling function on the right of Fig.5. The correlation functions and their finite-size scaling function above T_c with $tL^{1/\nu} = 2$ are plotted in Fig.6.

The log-log plot of $g(x_\lambda, t, L)$ with respect to L is shown in Fig.7 for $x_\lambda = \lambda L$ with $\lambda = 1/8, 3/16, 1/4$, respectively. At $T < T_c$, the correlation function has nonzero curvature at first. With the increase of temperature, it becomes a straight line at T_c and is curved again at $T > T_c$.

In Fig.8, the ratio R is presented as a function of temperature T at $\lambda = 1/8, 3/16, 1/4$ and for $L = 32$. The different curves of R at different λ cross at T_c with $R(\lambda, 0) = 1$.

IV. CORRELATION FUNCTION OF BOND PERCOLATION

In a two-dimensional lattice, bonds are added randomly to connect any two sites in neighbourhood. With the increase of bond number N_p , the largest cluster in

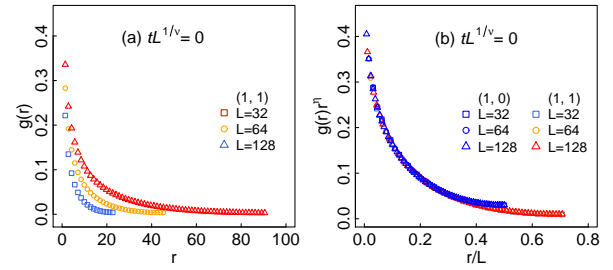


FIG. 4. Left: correlation function along diagonal direction of the Ising model at critical point. Right: its finite-size scaling function in comparison with that along x -axis

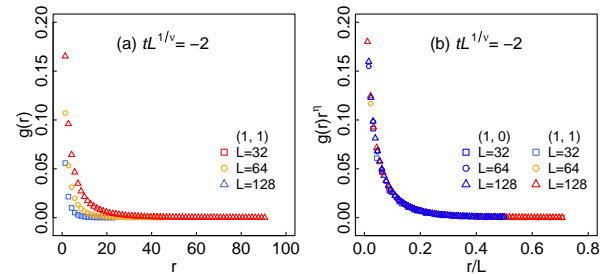


FIG. 5. Left: correlation function along diagonal direction of the Ising model below T_c . Right: its finite-size scaling function in comparison with that along x -axis.

the lattice becomes larger and larger. When the reduced bond number $p = N_p/N$ reach its critical value $p_c = 0.5$, the size of the largest cluster becomes comparable with system size and there is a bond percolation phase transition with critical exponents $\nu = \frac{4}{3}$ and $\eta = \frac{5}{24}$ [16]. In one- and two-dimensional lattices, the criticality of networks with long-range connections has been investigated [17].

For any configuration in the two-dimensional lattice, two sites i and j are considered to be connected if they belong to the same cluster except for the largest one. The correlation p_{ij} between i and j in a configuration is equal to 1 when they are connected and otherwise is equal to 0. With the average over all configurations, the correlation between sites i and j is calculated as [18, 19]

$$C_{ij} = \langle p_{ij} \rangle. \quad (27)$$

Using the definition in Eq.26, we can calculate the correlation function $g(\vec{r}, t, L)$ of two-dimensional bond percolation from C_{ij} . The results at T_c are shown in Fig.9. At the left side, the correlation functions along diagonal direction of different L are shown. Their finite-size scaling functions are presented at the right side and are compared with that along x -direction. Further, the correlation functions of bond percolation below and above p_c are demonstrated in Figs.10 and 11, respectively. The finite-size structure of correlation function in Eq.19 has

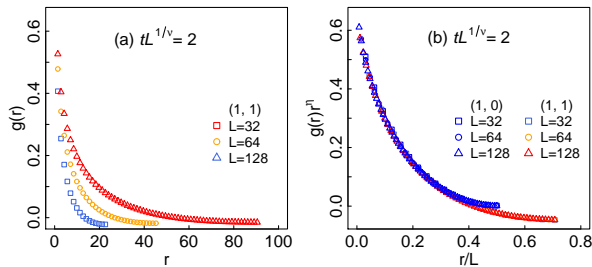


FIG. 6. Left: correlation function along diagonal direction of the Ising model above T_c . Right: its finite-size scaling function in comparison with that along x -axis.

been also confirmed by the correlation function of bond percolation.

To verify the finite-size structure in Eq.22, the log-log plot of $g(x_\lambda, t, L)$ with respect to L is shown in Fig.12 with $t = (p - p_c)/p_c$. With $\lambda = 1/8, 3/16, 1/4$ respectively, the correlation functions at $x_\lambda = \lambda L$ are plotted for $p = 0.498, 0.499, 0.500, 0.501, 0.502$. With the increase of p , $\ln g(x_\lambda, t, L)$ as a function of $\ln L$ is curved downward at the beginning and becomes curved upward finally. It is at $p_c = 0.500$ that $\ln g(x_\lambda, t, L)$ depends on $\ln L$ linearly. In Fig.13, the ratio R defined in Eq.24 is shown with respect to p for $\lambda = 1/8, 3/16, 1/4$. It is found that R is independent of λ and equal to 1 at

p_c . Therefore, the finite-size scaling of correlation function has been confirmed by the bond percolation in two-dimensional lattice.

V. CONCLUSIONS

We propose here the finite-size scaling of correlation function in a finite system near its critical point. For the finite system with size L and at the reduced temperature $t = (T - T_c)/T_c$, its correlation function at distance \mathbf{r} can be scaled as $g(\mathbf{r}, t, L) = A|\mathbf{r}|^{-(d-2+\eta)}G(\mathbf{r}/L, tL^{1/\nu})$. At the distance $|\mathbf{r}| \ll L$, the finite-size scaling function $G(\mathbf{r}/L, tL^{1/\nu})$ is independent of the direction of \mathbf{r} . When the distance becomes comparable with L , the directional dependence of $G(\mathbf{r}/L, tL^{1/\nu})$ is nonnegligible. From the finite-size scaling of correlation function, we can obtain the finite-scalings of susceptibility [1] and of the second moment correlation length [2].

Using Monte Carlo simulation, the correlation functions of two-dimensional Ising model and bond percolation in square lattices are calculated. These results of both Ising model and bond percolation verify the finite-size scaling of correlation function proposed above.

We thank the financial support by Key Research Program of Frontier Sciences, CAS (Grant No. QYZD-SSW-SYS019). Yongwen Zhang thanks the postdoctoral fellowship funded by the Kunming University of Science and Technology.

-
- [1] V. Privman, A. Aharony, and P. Hohenberg, *Phase Transitions and Critical Phenomena*, edited by C. Domb and J. L. Lebowitz, Vol. 14 (Academic, New York, 1991) p. 1.
- [2] V. Privman and M. E. Fisher, Phys. Rev. B **30**, 322 (1984).
- [3] X. S. Chen and V. Dohm, Phys. Rev. E **70**, 056136 (2004).
- [4] K. Binder, Phys. Rev. Lett. **47**, 693 (1981).
- [5] W. Selke and L. N. Shchur, J. Phys. A: Math. Gen. **38**, L739 (2005).
- [6] W. Selke and L. N. Shchur, Phys. Rev. E **80**, 042104 (2009).
- [7] M. Barmatz, I. Hahn, J. A. Lipa, and R. V. Duncan, Rev. Mod. Phys. **79**, 1 (2007).
- [8] F. M. Gasparini, M. O. Kimball, K. P. Mooney, and M. Diaz-Avila, Rev. Mod. Phys. **80**, 1009 (2008).
- [9] P.-Y. Lai and K. K. Mon, Phys. Rev. Lett. **62**, 2608 (1989).
- [10] J. L. Jones and A. P. Young, Phys. Rev. B **71**, 174438 (2005).
- [11] Y. Y. Guo and X. S. Chen, Mod. Phys. Lett. B **24**, 607 (2010).
- [12] X. S. Chen and V. Dohm, Eur. Phys. J. B, 283 (2000).
- [13] X. T. Li and X. S. Chen, Commun. Theor. Phys. **66**, 355 (2016).
- [14] U. Wolff, Phys. Rev. Lett. **62**, 361 (1989).
- [15] L. Onsager, Phys. Rev. **65**, 117 (1944).
- [16] M. F. Sykes and J. W. Essam, J. Math. Phys. **5**, 1117 (1964).
- [17] Z.-Q. Yang, M.-X. Liu, and X.-S. Chen, Sci. China-Phys. Mech. Astron. **60**, 020521 (2016).
- [18] D. Stauffer and A. Aharony, *Introduction to percolation theory* (CRC press, 1994).
- [19] F. Y. Wu, J. Stat. Phys. **18**, 115 (1978).

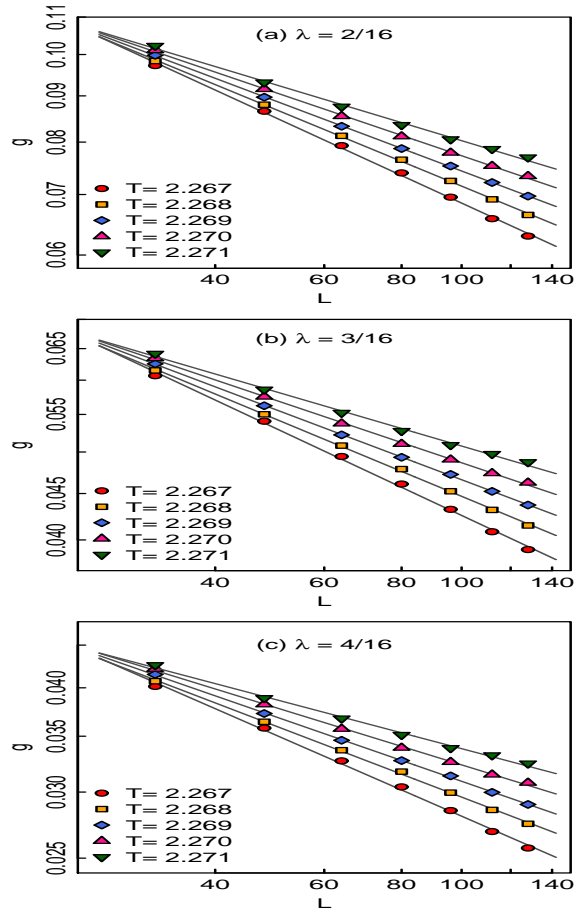


FIG. 7. Log-log plot of correlation function of the Ising model along x -axis $g(\lambda L, t, L)$ with respect to system size L .

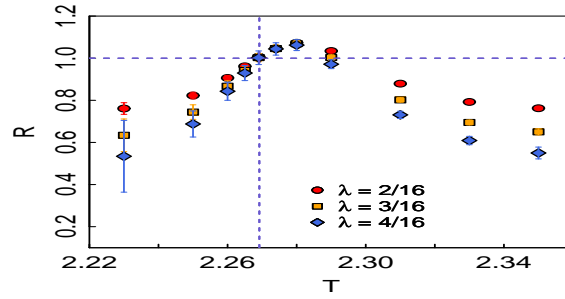


FIG. 8. Ratio $R(\lambda, tL^{1/\nu})$ of the Ising model with respect to temperature at $L = 32$ and different λ .

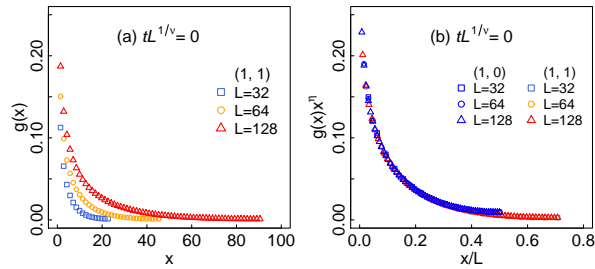


FIG. 9. Left: correlation function along diagonal direction for bond percolation at $p = p_c$. Right: its finite-size scaling function in comparison with that along x -axis.

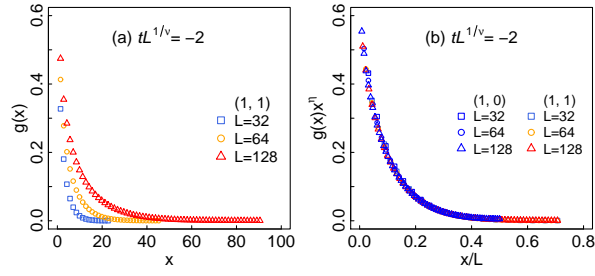


FIG. 10. Left: correlation function along diagonal direction for bond percolation at $p < p_c$. Right: its finite-size scaling function in comparison with that along x -axis.

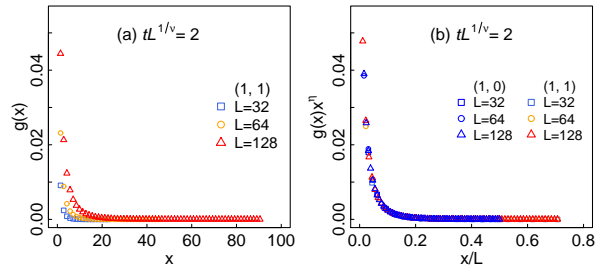


FIG. 11. Left: correlation function along diagonal direction of bond percolation at $p > p_c$. Right: its finite-size scaling function in comparison with that along x -axis.

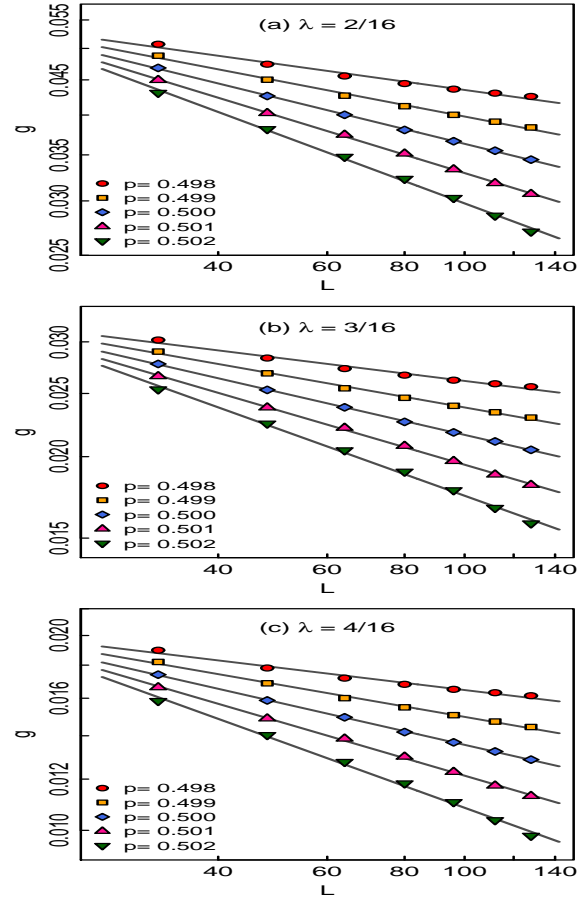


FIG. 12. Log-log plot of correlation function along x -axis for bond percolation $g(\lambda L, t, L)$ with respect to system size L .

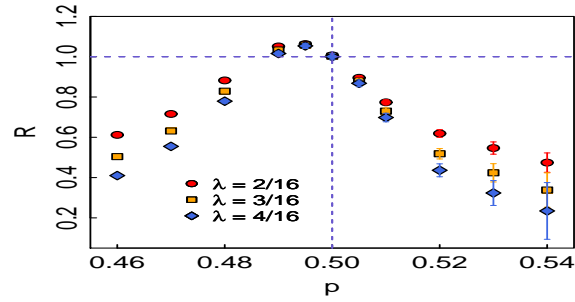


FIG. 13. Ratio $R(\lambda, tL^{1/\nu})$ of bond percolation with respect to p at $L = 32$ and different λ .