

You Shall Not Bypass: Employing data dependencies to prevent Bounds Check Bypass

Technical Report

Oleksii Oleksenko[†], Bohdan Trach[†], Tobias Reiher[†], Mark Silberstein[‡], and Christof Fetzer[†]
[†]*TU Dresden*, [‡]*Technion*

Abstract

A recent discovery of a new class of microarchitectural attacks called Spectre picked up the attention of the security community as these attacks can overcome many traditional mechanisms of defense, such as bounds checking. One of the attacks—Bounds Check Bypass—can neither be efficiently solved on system nor architectural levels, and requires changes in the application itself. So far, the proposed mitigations involved serialization, which reduces the usage of CPU resources and causes high overheads. In this work, we propose a method of only delaying the vulnerable instructions, without the necessity to completely serialize execution. Our prototype implemented as an LLVM pass causes 60% overhead across Phoenix benchmark suite, which compares favorably to the full serialization causing 440% slowdown.

1 Introduction

In 2017, multiple research groups independently discovered a new class of microarchitectural attacks, later called Spectre [4]. These attacks target *speculative execution*, a feature of modern processors that improves usage of CPU resources by executing certain code paths speculatively, i.e., before CPU knows which path to take. For example, if an application has a conditional jump, the CPU could start executing one of the branches before it knows the value of the condition. Later, if it finds out that the prediction was wrong, it discards all the results received during the speculation and executes the correct branch. The vulnerability, however, was in the fact that not everything is discarded; if the CPU loads a value from memory during the speculative execution, it will stay in CPU caches.

The original Spectre paper [4] included two attacks: Bounds Check Bypass and Branch Target Injection. The later attack has been patched by a recent microcode update. However, the former attack stays unfixed as it is

<pre> 1 i = input[0]; 2 if (i < size) { 3 secret = foo[i]; 4 5 baz = bar[secret]; }</pre>	<pre> a1 = f0(input) if (condition) secret = read(a1) a2 = f2(secret) read_or_write(a2)</pre>
--	---

(a) Example in C

(b) Generalized code pattern

Figure 1: Code snippets vulnerable to Bounds Check Bypass.

considered an application-level issue and Intel explicitly states that it is a responsibility of software developers to mitigate it [2].

To mitigate Bounds Check Bypass, the official guidelines [2] suggest using the LFENCE instruction as an explicit serialization point. An application developer has to identify vulnerable parts of the application and manually instrument them with LFENCES to prevent speculation. However, this approach is highly error-prone. Judging from the history of memory errors (such as buffer overflows), patching is effective only against *known* vulnerabilities; a large part of the application will stay vulnerable.

To prevent this attack, we have to protect the entire application. A naive way of doing so would be to add LFENCES after every conditional branch. Although being effective from the security standpoint, this approach significantly reduces the utilization of CPU resources and causes high overheads. Our experiments show a runtime overhead of up to 440% on Phoenix benchmarks [5].

In this report, we present a way of preventing speculation on a more fine-grained level: All CPUs with the speculative execution feature implement a mechanism of detecting data dependencies and ordering instructions accordingly. We notice that by adding an artificial data dependency between a conditional jump and a subsequent vulnerable load, we ensure that the load is never speculated while still allowing all other instructions to proceed. We call this approach YSNB (as in the paper title).

1	<code>i = input[0];</code>	<code>i = input[0];</code>	<code>i = input[0];</code>	<code>i = input[0];</code>	<code>i = input[0];</code>
2					<code>all_ones = 0xFFFF...;</code>
3			<code>PUSH rax;</code>	<code>XOR i, r15;</code>	<code>mask = all_ones;</code>
4	<code>if (i < 42) {</code>	<code>if (i < 42) {</code>	<code>if (i < 42) {</code>	<code>if (i < 42) {</code>	<code>if (i < 42) {</code>
5		<code>LFENCE;</code>	<code>LAHF;</code>		<code>CMOVGE 0, mask;</code>
6			<code>XOR rax, r15;</code>		
7			<code>POP rax;</code>		
8	<code>address = i * 8;</code>	<code>address = i * 8;</code>	<code>address = i * 8;</code>	<code>address = i * 8;</code>	<code>address = i * 8;</code>
9			<code>XOR r15, address;</code>	<code>XOR r15, address;</code>	
10			<code>XOR r15, address;</code>	<code>XOR r15, address;</code>	
11	<code>secret = *address;</code>	<code>secret = *address;</code>	<code>secret = *address;</code>	<code>secret = *address;</code>	<code>secret = *address;</code>
12					<code>secret &= mask;</code>
13	<code>baz = 100;</code>	<code>baz = 100;</code>	<code>baz = 100;</code>	<code>baz = 100;</code>	<code>baz = 100;</code>
14			<code>XOR r15, secret;</code>	<code>XOR r15, secret;</code>	
15			<code>XOR r15, secret;</code>	<code>XOR r15, secret;</code>	
16	<code>baz += *secret;</code>	<code>baz += *secret;</code>	<code>baz += *secret;</code>	<code>baz += *secret;</code>	<code>baz += *secret;</code>
17	<code>}</code>	<code>}</code>	<code>}</code>	<code>}</code>	<code>baz &= mask;}</code>
	(a) Vulnerable code	(b) LFENCE-based serialization	(c) LAHF-based data dependency	(d) XOR-based data dependency	(e) Speculative load hardening

Figure 2: Approaches to preventing Bounds Check Bypass. Listings (c) and (d) assume that R15 is exclusively reserved for creating data dependencies.

We implement YSNB as an LLVM pass and evaluate it on the Phoenix benchmarks [5]. Our experiments show that YSNB achieves a much lower overhead of 60%. We also compare our approach with a concurrent work called Speculative Load Hardening [1], which similarly prevents the attack via data dependencies and pointer masking.

2 Bounds Check Bypass

In essence, Bounds Check Bypass is a buffer over- or under-read that succeeds even in the presence of traditional protection measures.

Consider the code snippet in Figure 1a: Without the bounds check on line 2, an adversary with control over the input can force the load on line 3 to read from any address, including those beyond the array `foo`. Traditionally, vulnerabilities of this type were mitigated with bounds checks (such as the one on line 2) that permit the access only if the address is within the object bounds.

However, there is an issue with this approach. The underlying assumption of bounds checking is that the instructions run in order, which is not the case in modern pipelined CPUs with branch prediction. Such a CPU can run the check in parallel with the vulnerable load if it predicts that the check is not likely to fail. Later, it will find out that the prediction was wrong and discard the speculated load, but, as Spectre [4] has proven, its cache traces will stay. The adversary can access the traces by launching a side-channel attack [6, 7].

Since side-channel attacks only reveal the accessed address and not the loaded value, the load on line 3 is not sufficient. In our example, only the second load (line

5) will leak the secret: The adversary will observe an access to `bar[secret]` after which deriving the value of `secret` is only a matter of subtraction.

In summary, the vulnerable pattern (see Figure 1b) consists of an adversary-controlled load (line 3) followed by a memory access (line 5) based on the loaded value. A runtime check (line 2) must protect the load; otherwise, the pattern turns into a traditional buffer overflow.

3 Preventing speculation

The most straightforward way of defending against Bounds Check Bypass is to prevent the speculation itself. Consider the example in Figure 2a: illegal memory access will never happen if the read on line 11 runs strictly after the comparison on line 4.

In this section, we describe two alternative approaches to enforcing this property: completely preventing speculation via serialization instructions, and delaying loads by adding artificial data dependencies.

3.1 Serialization

Official Intel documentation [2] proposes to patch vulnerable regions of code by explicitly serializing them with an LFENCE, an instruction that ensures that all prior instructions execute before it, and all later instructions—after². We can force the load to wait for the comparison by adding an LFENCE in-between (see Figure 2b). To protect the application entirely, we would have to add an LFENCE after every comparison or, more precisely, after

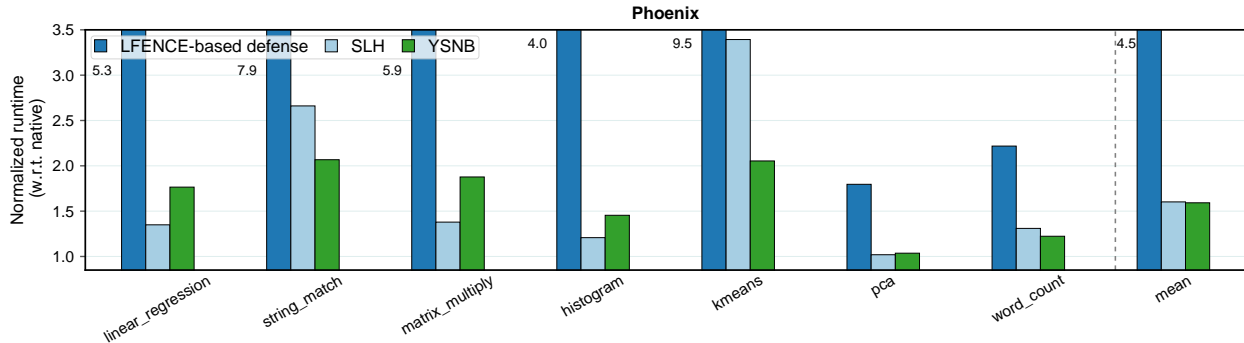


Figure 3: Performance (runtime) overhead with respect to native version. (Lower is better.)

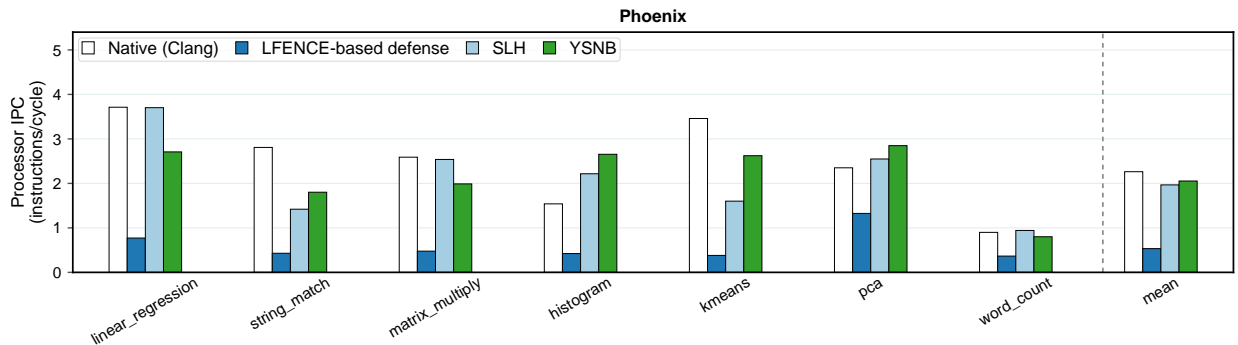


Figure 4: IPC (instructions/cycle) numbers for native and protected versions. (Higher is better.)

every conditional branch.

The approach is, however, excessive because it delays *all* the instructions after the comparison, not only the vulnerable load. In Figure 2b, lines 8 and 13 do not access memory and can safely run in parallel with the comparison. And yet, the LFENCE delays them too.

3.2 Artificial data dependencies

A more efficient approach is to allow most of the instructions to benefit from speculation and delay only those that read from memory (we assume that any data in memory could be confidential).

We observe that modern CPUs already have an embedded mechanism for ensuring that one instruction runs strictly after another without delaying the rest of the instructions: data dependency. Our approach is to reuse this mechanism by adding an artificial data dependency between conditional jumps and later loads. In the previous example (Figure 2a), if we add a data dependency between the comparison (line 4) and the loads (lines 11 and 16), the load will be delayed while the benign operations on lines 8 and 13 can still benefit from parallelism.

²Before the publication of Spectre, the documentation described LFENCE as an instruction that only prevent reordering of loads and not other instructions. Afterward, Intel uncovered that LFENCE is, in fact, a full serialization instruction [2, 3].

There are several ways to add this dependency. The simplest way is to use LAHF, an instruction that stores comparison results (namely, the EFLAGS register) into the RAX register (Figure 2c, line 5). We could reserve a register (e.g., R15) and modify it using the stored flags (e.g., via XOR) to create a data dependency (line 6). Later, we could pseudo-modify the load addresses (lines 9–10 and 14–15) thus making the loads data dependent on the comparison. However, the issue is that we cannot reserve RAX because many instructions rely on this register. Therefore, we have to temporary store (line 3) and restore (line 7) its value for every invocation of LAHF, which hampers performance.

In YSNB, we try to avoid this issue by not using LAHF. Instead of creating a dependency on EFLAGS, we add a dependency on the comparison arguments¹ (see Figure 2d, line 3). It means that the comparison can run in parallel with the loads, while the dependency ensures that the loads will start only when the arguments are either in registers or in L1 cache. In this case, the speculation window will most likely last only 1–2 cycles, which we consider non-exploitable. We argue that an exploitable speculation window must be at least as long as the duration of two loads and at least one cache miss.

Note that there is a small chance of the speculation window lasting longer than a few cycles. If the CPU

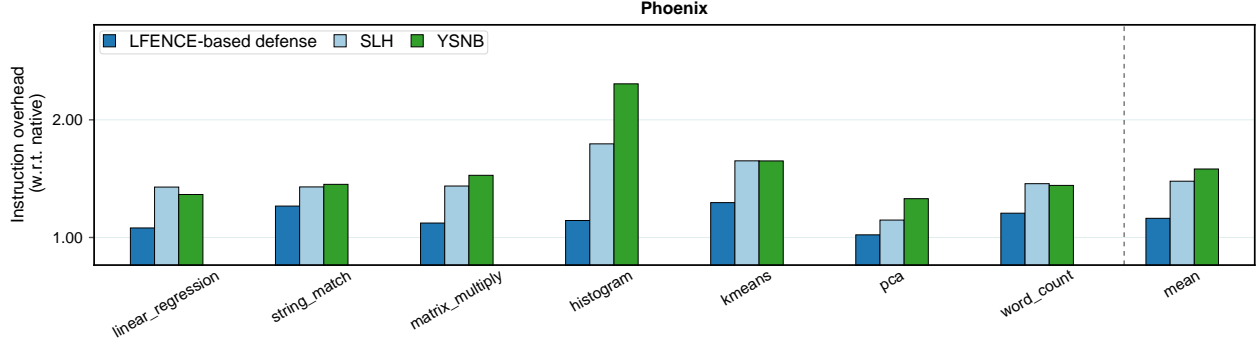


Figure 5: Increase in number of instructions with respect to native version. (Lower is better.)

reorders the instructions such that the comparison begins *after* the loads (e.g., because of an internal hardware hazard), the attack can still succeed. Although being unlikely, this scenario could introduce false negatives in our defense. Therefore, we consider YSNB a trade-off between performance and security.

Speculative Load Hardening. Concurrently with our work, a similar approach called Speculative Load Hardening (SLH) [1] was released. SLH creates a dependency on the comparison outcome using `CMOV`, an instruction that performs a move based on the value of one of the status flags in the `EFLAGS` register. In Figure 2e, the loaded values (lines 11 and 16) are instrumented with a dependency on a mask (lines 12 and 16), that may or may not be overwritten (line 5) depending on the result of the comparison (line 4).

It has a double effect. First, similarly to our approach, SLH makes the loads data dependent on the comparison, which prevents the speculation. Note, however, that the first load is left uninstrumented and can run in parallel with the comparison. It is done intentionally, as the first load does not leak information (see §2). Second, SLH zeroes out the loaded value (lines 12, 17) in case of mis-speculation. Although currently it is redundant, future generations of Intel CPUs may introduce a value prediction feature that can speculate even in the presence of data dependency.

Correspondingly, SLH is more future-proof in comparison to our approach, but it trades this benefit for higher overhead caused by an expensive `CMOV` instruction.

4 Evaluation

In this section, we evaluate the performance impact of the dependency-based defense—YSNB—implemented

¹Mind that we use comparison only as an example. In practice, any operation that modifies `EFLAGS` could be used as a branch condition. In such cases, we create a data dependency on the arguments of these operations.

as an LLVM pass. We also compare it to the impact of Speculative Load Hardening (SLH) as well as the LFENCE-based defense.

Experimental Setup. The experiments were carried out on a machine with a 4-core Intel processor operating at 3.3 GHz (Haswell microarchitecture) with 32GB of RAM, a 256GB SATA-based SDD, and running Linux kernel 4.15. Each core has private 32KB L1 and 256KB L2 caches, and all cores share an 8MB L3 cache. We used the largest available datasets provided by Phoenix benchmark suites. As of compilers, we used LLVM 5.0 for our approach and for LFENCE-based defense, and LLVM 7.0 for SLH.

The numbers are normalized against the native LLVM of the corresponding version. For all measurements, we report the average over ten runs and geometric mean for the “gmean” across benchmarks.

Performance. Figure 3 shows performance overheads of the LFENCE-based defense, YSNB, and SLH, measured across benchmarks from Phoenix benchmarks suite [5].

As we see, adding LFENCES after every conditional branch is extremely expensive and causes 440% slowdown on average. Such a high overhead appears because LFENCE virtually disables speculative execution. As Figure 4 shows, the application cannot use the available instruction-level parallelism to its full extent: With LFENCES, the average number of instructions per cycle (IPC) drops from ~ 2.3 to ~ 0.5 .

As of YSNB and SLH, they delay only memory accesses and therefore, IPC drops only to ~ 2 . SLH goes even further and creates a data dependency on the loaded value instead of the address, thus allowing some of the memory accesses to run speculatively. We can see this effect in *linear_regression* and *matrix_multiply*.

There is one exception from this rule: *histogram* has higher IPC in the YSNB version than in SLH, yet the overhead is higher. Here, the overhead is mainly caused by additional instructions (see Figure 5). YSNB instruments every load with two XORs (e.g., Figure 2d, lines

9–10), whereas SLH needs only one AND (Figure 2e, line 12). *Histogram* has more loads and fewer loops than other benchmarks, and thus, this effect is more pronounced.

As of extreme cases, *pca* contains large loops with many arithmetic operations (mainly vectorized) on its hot path, hence the speculation has less influence on it. On the other side of the spectrum are *kmeans* and *string_match*. Here, the high overheads are caused by tight loops on the hot path. Both SLH and YSNB force the loops to run sequentially thus reducing the level of parallelism (see Figure 4). SLH versions are slower because SLH uses a more expensive instruction to instrument conditional branches (CMOV instead of XOR).

5 Conclusion

We presented YSNB, an approach to preventing Bounds Check Bypass by creating artificial data dependencies between conditional jumps and subsequent memory loads. Because of allowing benign instructions to run in parallel with the jumps, YSNB achieves much better utilization of the available CPU resources in comparison to serialization with LFENCES. In our experiments, YSNB introduces 60% overhead, while LFENCE-based defense causes 440%

slowdown. The improvement comes at the cost of possible, although unlikely, false negatives.

References

- [1] Speculative Load Hardening: A Spectre Variant 1 Mitigation Technique. https://docs.google.com/document/d/1wwcfv3UV9ZnZVcGiGuoITT_61e_Ko3TmoCS3uXLcJR0/edit#heading=h.phdehs44eom6, 2018. Accessed: May, 2018.
- [2] INTEL CORP. Analysis of Speculative Execution Side Channels. *White Paper* (2018).
- [3] INTEL CORP. Speculative execution side channel mitigations. *White Paper* (2018).
- [4] KOCHER, P., GENKIN, D., GRUSS, D., HAAS, W., HAMBURG, M., LIPP, M., MANGARD, S., PRESCHER, T., SCHWARZ, M., AND YAROM, Y. Spectre Attacks: Exploiting Speculative Execution. *arXiv preprint arXiv:1801.01203v1* (2018).
- [5] RANGER, C., RAGHURAMAN, R., PENMETS, A., BRADSKI, G., AND KOZYRAKIS, C. Evaluating MapReduce for multi-core and multiprocessor systems. In *Proceedings of the 13th International Symposium on High Performance Computer Architecture (HPCA)* (2007).
- [6] TROMER, E., OSVIK, D., AND SHAMIR, A. Efficient cache attacks on AES, and countermeasures. *Journal of Cryptology* 23, 1 (2010).
- [7] YAROM, Y., AND FALKNER, K. FLUSH+RELOAD: A high resolution, low noise, L3 cache side-channel attack. In *USENIX Security Symposium* (2014).