

Graphon estimation via nearest neighbor algorithm and 2D fused lasso denoising

Oscar Hernan Madrid Padilla¹
omadrid@berkeley.edu

Yanzhen Chen²
imyanzhen@ust.hk

¹ Department of Statistics, UC Berkeley

² Department of ISOM, Hong Kong University of Science and Technology

May 15, 2022

Abstract

We propose a class of methods for graphon estimation based on exploiting connections with non-parametric regression. The idea is to construct an ordering of the nodes in the network, similar in spirit to [Chan and Airoldi \(2014\)](#). However, rather than only considering orderings based on the empirical degree as in [Chan and Airoldi \(2014\)](#), we use the nearest neighbor algorithm which is an approximative solution to the traveling salesman problem. This in turn can handle general distances \hat{d} between the nodes, which allows us to incorporate rich information of the network. Once an ordering is constructed, we formulate a 2D grid graph denoising problem that we solve through fused lasso regularization. For particular choices of the metric \hat{d} , we show that the corresponding two-step estimator can attain competitive rates when the true model is the stochastic block model, and when the underlying graphon is piecewise Hölder or it has bounded variation.

Keywords: total variation denoising, graph denoising, fused lasso, network estimation

1 Introduction

Suppose we are given measurements $A_{i,j} \in \{0, 1\}$ with $i, j \in \{1, \dots, n\}$, and with

$$\begin{aligned} A_{j,i} &= A_{i,j}, & \forall i, j \in \{1, \dots, n\}, \\ A_{i,i} &= 0, & \forall i \in \{1, \dots, n\}, \\ A_{i,j} &\sim \text{Bernoulli}(\theta_{i,j}^*), & \forall i < j, i, j \in \{1, \dots, n\}, \\ \theta_{i,j}^* &= f_0(\xi_i, \xi_j) \\ \xi_i &\sim^{\text{i.i.d.}} U[0, 1], & i \in \{1, \dots, n\}, \end{aligned} \tag{1}$$

where $f_0 : [0, 1] \times [0, 1] \rightarrow [0, 1]$ is a function that might depend on n . Moreover, the indices i and j denote the nodes of a network with n vertices, and $A_{i,j} = 1$ indicates that there is an edge between i and j . The goal is to estimate $\theta_{i,j}^*$, the probability that there is a link between i and j , under structural assumptions of the function f_0 .

The model described in (1) has attracted significant attention in the statistics and machine learning communities. This is due to the increasing amount of data that can be represented as a binary graph model. For instance, emails between individuals, social networks connections, financial networks where an edge indicates a transaction between individuals, and many more.

The goal of this paper is to study a class of methods that can perform well in practice, yet enjoying attractive statistical properties under different classes of functions. We are particularly interested in settings where f_0 is piecewise Hölder, has bounded variation, or is an instance of the stochastic block model. Our idea is based on the connection between nonparametric regression and graphon estimation, see [Gao et al. \(2015\)](#) for a discussion. Roughly speaking, our approach proceeds as follows. We start constructing a 2D grid graph G_{2D} with set of nodes $V = \{1, \dots, n\} \times \{1, \dots, n\}$. To construct the set of edges we first find a permutation $\hat{\tau}$ of the set $\{1, \dots, n\}$ (we will discuss below some choices for $\hat{\tau}$). With this permutation in hand, the set of edges of G_{2D} , namely E , is such that $(i, j) \in V$ is connected to $(i', j') \in V$ if and only if

$$|\hat{\tau}^{-1}(i) - \hat{\tau}^{-1}(i')| + |\hat{\tau}^{-1}(j) - \hat{\tau}^{-1}(j')| = 1.$$

Using the graph G_{2D} , we define the total variation of $\theta \in \mathbb{R}^{n \times n}$, with respect to such graph, as

$$\|D\theta\|_1 = \sum_{((i,j),(i',j')) \in E} |\theta_{i,j} - \theta_{i',j'}|.$$

This is similar to the notion of total variation as studied in [Sadhanala et al. \(2016\)](#), but the 2D grid graph is based on the permutation P that we will learn from the data. Our hope is to construct a reasonable permutation P in that sense that the true parameter has small total variation, or that $\|D\theta^*\|_1 \ll n^2$. If this were achieved, then it would make sense to estimate θ^* as the solution to

$$\min_{\theta \in \mathbb{R}^{n \times n}} \frac{1}{2} \|A - \theta\|_F^2 + \lambda \|D\theta\|_1, \quad (2)$$

where $\|\cdot\|_F$ is the Frobenius norm, and $\lambda > 0$ is a tuning parameter that is meant to emphasize the belief that the total variation along G_{2D} should be small.

Thus, we perform total variation denoising on the adjacency matrix A , treating its entries as nodes of carefully designed grid graphs. The first type of grid that we consider is constructed as follows: We think of the elements of $\{1, \dots, n\}$ as cities with distances induced by the metric from [Zhang et al. \(2015\)](#). Thus the distance between i and j is

$$\hat{d}_I(i, j) = \frac{1}{n} \max_{k \neq i, j} \left| \sum_{l=1}^n (A_{i,l} - A_{j,l}) A_{k,l} \right|.$$

Using such metric, we run the nearest neighbor (NN) algorithm, which is an approximate solution to the traveling salesman problem, see for instance [Rosenkrantz et al. \(1977a\)](#). This gives a permutation $\hat{\tau}(1), \dots, \hat{\tau}(n)$ of the nodes that can be used to embed the matrix A in a 2D grid. With the embedding we can then solve a problem in the form of (2). We refer to the resulting procedure as NN-FL, given that it combines the NN algorithm with fused lasso regularization. Here, fused lasso refers to the estimator for denoising problems introduced by [Tibshirani et al. \(2005\)](#), whose predecessor is the total variation denoising estimator from [Rudin et al. \(1992\)](#). Equation (2) is actually a graph fused lasso denoising problem as studied from a theoretical perspective in [Padilla et al. \(2016\)](#) and [Hutter and Rigollet \(2016\)](#), and from an algorithmic point of view in [Barbero and Sra \(2014\)](#) and [Tansey and Scott \(2015\)](#). We exploit these algorithms in order to efficiently compute our estimator.

The second approach that we study considers an alternative to the metric form [Zhang et al. \(2015\)](#). Basically, we simply sort the degrees of the nodes just as in [Chan and Airolidi \(2014\)](#). However, once the ordering is obtained, we do not use the penalty in (3) as in [Chan and Airolidi \(2014\)](#) but we rather apply fused lasso denoising. Hence we refer to the resulting procedure as SAS-FL, to emphasize that it is a minor modification of the sort and smooth (SAS) method from [Chan and Airolidi \(2014\)](#). This small difference between SAS-FL and the method from [Chan and Airolidi \(2014\)](#) allows us to study the former on classes of bounded variation. We refer the reader to [Sadhanala et al. \(2016\)](#) for a discussion on some advantages of using the fused lasso on grids.

Finally, we will also discuss other possible metrics choices such as those based on external data (independent of A), or the ℓ_1 distance on the columns of A .

1.1 Summary of results

As stated above, our approach to graphon estimation is based on performing fused lasso/total variation denoising of the adjacency matrix with appropriate graphs. Loosely speaking, for the resulting estimators we show the following:

1. If the function $f_0(u, \cdot)$ is piecewise Hölder of exponent $\alpha \in (0, 1/2]$, then the NN-FL estimator attains the rate $n^{-\alpha/2}$ after disregarding logarithmic terms. In fact, our result actually holds for a class of functions larger than that of piecewise Hölder functions of exponent α .
2. Let g be the degree function $g(u) = \int f_0(u, v) dv$. If there exists a constant $L > 0$ such that $L|u - v| \leq |g(u) - g(v)|$ for all $u, v \in [0, 1]$, g is piecewise-monotone, and f_0 has bounded variation, then the mean square error (MSE) of the SAS-FL attains rate $n^{-1/2}$ (if we ignore logarithmic terms).
3. In both simulated and real data examples, we provide evidence that the proposed methods outperform existing approaches for network denoising and link prediction.

1.2 Notation

For $n \in \mathbb{N}$ we denote the set $\{1, \dots, n\}$ by $[n]$. Moreover, for $n \in \mathbb{N}$ we denote by \mathcal{S}_n the set of permutations of $[n]$, thus bijections from $[n]$ to itself.

For a matrix $X \in \mathbb{R}^{s \times t}$, the i -th row of X is denoted by $X_{i, \cdot}$, and the i -th column by $X_{\cdot, i}$. The Frobenius norm is denoted by

$$\|X\|_F = \sqrt{\sum_{i=1}^s \sum_{j=1}^t x_{i,j}^2}.$$

For a set $I \subset [t]$ we denote by $X_{\cdot, I}$ the matrix obtained by removing from X the columns whose indices correspond to elements in $[t] \setminus I$. We define $X_{I, \cdot}$ in a similar way for $I \subset [s]$.

Throughout, we use the standard notation $\|x\|_p = (\sum_{i=1}^n |x_i|^p)^{1/p}$ for $x \in \mathbb{R}^n$, and $p \in \mathbb{N}$ along with the $\|x\|_\infty = \max_{i \in [n]} |x_i|$ notation.

For a Borel measurable set $A \subset \mathbb{R}^d$ we denote its Lebesgue measure in \mathbb{R}^d by $\text{Vol}(A)$. And we denote by $1_A(x)$ the function that takes value 1 if $x \in A$ and 0 otherwise.

1.3 Previous work

Methods for network estimation have been extensively studied in the literature, and network denoising remains an active research area due to the challenge that it represents. One avenue of research has focused on assuming that the generative process is the stochastic block model. In such framework, the main difficulty is perhaps to estimate the communities to which the nodes belong. This perspective includes seminal works by [Bickel and Chen \(2009\)](#); [Rohe et al. \(2011\)](#) and [Adamic and Glance \(2005\)](#), more recently by [Guédon and Vershynin \(2016\)](#); [Yan et al. \(2018\)](#); [Gao and Ma \(2018\)](#) among others.

In this paper we will not necessarily assume the stochastic block model but will also allow for more general models. Our work focuses on directly estimating the link probabilities to which we refer as graphon estimation. The statistical properties of graphon estimators have been of extensive interest. For instance, [Airoldi et al. \(2013\)](#) proposed to approximate Lipschitz graphons by block models, and consistency in Hölder classes was studied in [Wolfe and Olhede \(2013\)](#). Moreover, [Gao et al. \(2015\)](#) and [Gao et al. \(2016\)](#) characterized the

minimax rates for graphon estimation under the stochastic block model. The rate is $\log K/n$ where K , the number of communities, satisfies $K \leq \sqrt{n \log n}$. Recently, [Xu \(2017\)](#) and [Klopp and Verzelen \(2017\)](#) independently showed that the universal singular value thresholding (USVT) algorithm from [Chatterjee et al. \(2015\)](#) attains the rate K/n when the true model is the stochastic block model. In fact, [Xu \(2017\)](#) showed the rate $K/(n\rho)$ where ρ is a sparsity parameter that satisfies $n\rho = \Omega(\log n)$. There, the authors also studied USVT when the function f_0 (in Model 1) belongs to a Sobolev space.

Moreover, [Zhang et al. \(2015\)](#) studied graphon estimation under more general structures than the stochastic block model. Their method proceeds in a two-step fashion. First, a network with nodes $\{1, \dots, n\}$ is constructed using the adjacency matrix A . Then, neighborhood smoothing is applied to the different neighborhoods. The resulting estimator is proven to be consistent when f_0 is piecewise Lipschitz. The respective rate is $(\log n/n)^{1/2}$ versus the minimax rate $\log n/n$. A different method based on neighborhood smoothing was studied in [Song et al. \(2016\)](#).

An alternative approach to graphon estimation considering degree sorting was studied in [Chan and Airoidi \(2014\)](#) under the assumption that $\int_0^1 f_0(x, y) dy$ is increasing. The idea behind this method is to construct an ordering of the nodes based on the empirical degree $d_i = \sum_{j=1}^n A_{i,j}$. Once the ordering is obtained, the authors propose the sort and smooth (SAS) estimator

$$\hat{\theta}_{sas} = \arg \min_{\theta} \sum_{i=1}^m \sum_{j=1}^m \sqrt{\left(\frac{\partial \theta}{\partial x}\right)_{i,j}^2 + \left(\frac{\partial \theta}{\partial y}\right)_{i,j}^2} \quad \text{subject to } \|\theta - H\|_2 \leq \epsilon, \quad (3)$$

where $\epsilon > 0$ is a tuning parameter, H is a smooth version of A , and $\frac{\partial \theta}{\partial x} \left(\frac{\partial \theta}{\partial y} \right)$ is a discrete derivative in the direction of the x (y) axis.

Finally, we emphasize that while several graphon estimation methods exist, many properties of estimators are unknown. For instance, the estimator from [Zhang et al. \(2015\)](#) is consistent when the true graphon is piecewise Lipschitz but it is not known if such estimator can be nearly minimax when the true model is the stochastic block model. Also, USVT can perform well under the stochastic block model assumption or some smooth condition on f_0 , but performance guarantees are unknown when f_0 is piecewise Hölder or it is a general bounded variation function.

2 General approach

In this section we propose a general class of estimators filling in the details of our discussion in Section 1. We begin by reviewing some background on the traveling salesman problem. This is then related to the graphon estimation problem giving rise to our family of estimators.

2.1 Nearest neighborhoods construction

Our approach to construct a grid graph is motivated by the traveling salesman problem. We describe this in generality next. Let $\mathcal{C} = \{c_1, \dots, c_s\}$ be a set of cities with a distance metric $d_{\mathcal{C}} : \mathcal{C} \times \mathcal{C} \rightarrow \mathbb{R}$ specifying how far any pair of cities are from each other. A tour of cities is a sequence $c_{P(1)}, \dots, c_{P(s)}$ where P is a permutation of the set $\{1, \dots, s\}$. Thus, a tour is just an arrangement of cities such that each city appears exactly once.

The traveling salesman problem (see [Bellmore and Nemhauser \(1968\)](#) for a survey) is a well known problem that seeks for the tour with the minimum cost, measuring the cost in terms of the metric $d_{\mathcal{C}}$, see below. The optimal tour or circuit is found by solving

$$P^* \in \arg \min_{P \in \mathcal{S}_s} C(P), \quad (4)$$

where the cost of a tour P is defined as

$$C(P) = \sum_{i=1}^{s-1} d_{\mathcal{C}}(c_{P(i)}, c_{P(i+1)}) + d_{\mathcal{C}}(c_{P(s)}, c_{P(1)}).$$

Unfortunately, it is known that (4) is NP-hard, e.g. [Rosenkrantz et al. \(1977a\)](#). Despite this challenge, there exist different approximation algorithms for solving (4). For instance, [Rosenkrantz et al. \(1977a\)](#) studied approximation algorithms which run in polynomial time. From such methods, we will use the nearest neighbor algorithm (NN) which starts from a random city, and then proceeds iteratively by choosing the closest city to the current city. Specifically, at first the algorithm visits $\hat{\tau}(1)$ for some $\hat{\tau}(1) \in \mathcal{C}$, perhaps chosen randomly. Next, the NN algorithm visits $\hat{\tau}(2)$, where

$$\hat{d}(\hat{\tau}(1), \hat{\tau}(2)) \leq \hat{d}(\hat{\tau}(1), c), \quad \forall c \in \mathcal{C} \setminus \{\hat{\tau}(1)\}.$$

Then, the NN algorithm continues sequentially visiting $\hat{\tau}(j)$ at iteration j where

$$\hat{d}(\hat{\tau}(j-1), \hat{\tau}(j)) \leq \hat{d}(\hat{\tau}(j-1), c), \quad \forall c \in \mathcal{C} \setminus \{\hat{\tau}(1), \dots, \hat{\tau}(j-1)\}.$$

Although, the nearest neighbor method is straightforward, it enjoys some attractive performance guarantees. In particular, denoting the permutation associated with NN by \hat{P} , Theorem 1 in [Rosenkrantz et al. \(1977a\)](#) shows that

$$C(\hat{P}) \leq \left(1 + \frac{\log_2 s}{2}\right) C(P^*), \quad (5)$$

provided that \hat{d} satisfies the triangle inequality.

Moreover, by its mere definition, one can see that the computational complexity of running the NN algorithm is $O(ws^2)$, where w is the computational cost of evaluating $d_{\mathcal{C}}$.

2.2 Class of estimators

As anticipated, our approach is based on running 2D grid fused lasso denoising on the data A with a carefully constructed graph. We will now state more precisely how to arrive to our estimator $\hat{\theta} \in \mathbb{R}^{n \times n}$ for θ^* .

In order to avoid correlation between the constructed ordering and the signal to denoise, for $m \in [n]$ we use the data $A_{\cdot, [m]}$ to construct metric $\hat{d} : ([n] \setminus [m]) \times ([n] \setminus [m]) \rightarrow \mathbb{R}$. Once the metric is constructed, we can think of the elements of $([n] \setminus [m])$ as a set of cities, and for any two cities $i, j \in [n]$, the distance $\hat{d}(i, j)$ tells us how far the cities are. A discussion on choices of the metric \hat{d} will be given later.

Choice of m : Throughout we assume that m is chosen to satisfy $m \asymp n$, thus there exists positive constants c_1 and c_2 such that $c_1 m \leq n \leq c_2 m$. For instance, we could take $m = \lfloor n/2 \rfloor$.

A natural way to arrange the cities (nodes), in the graphon estimation problem, would be to place cities that are close to each other in the sense of the metric \hat{d} as adjacent. This would make sense if the graphon has some underlying structure, for instance if the ground truth is the stochastic block model. We would also require that the distance $\hat{d}(i, j)$ is a reasonable approximation to a metric $d^*(\xi_i, \xi_j)$, such that $f_0(\xi_i, \cdot)$ and $f_0(\xi_j, \cdot)$ are “similar” if $d^*(\xi_i, \xi_j)$ is small. We will be precise in stating our assumptions but for now we proceed to construct our proposed approach.

Motivated by the discussion above, we use the NN algorithm (as discussed in Section 2.1) on the cities $[n] \setminus [m]$ with distance \hat{d} . We let $\hat{\tau}$ be the corresponding function $\hat{\tau} : [n - m] \rightarrow ([n] \setminus [m])$, such that the NN algorithm first visits city $\hat{\tau}(1)$, next city $\hat{\tau}(2)$, and so on.

Using the ordering $\hat{\tau}$, we construct a signal $y \in \mathbb{R}^{(n-m) \times (n-m)}$ satisfying $y_{i,j} = A_{\hat{\tau}(i), \hat{\tau}(j)}$ for all $i, j \in [n-m]$. We also construct the 2D grid graph $G = (V, E)$ with set of nodes

$$V = \{(i, j) : i, j \in [n-m]\},$$

and set of edges

$$E = \{(e^+, e^-) \in [n-m]^2 \times [n-m]^2 : \|e^+ - e^-\|_1 = 1\}.$$

We also use ∇_G to denote an oriented incidence operator of G . Thus, $\nabla_G : \mathbb{R}^{(n-m) \times (n-m)} \rightarrow \mathbb{R}^{|E|}$ where for $e = (e^+, e^-) \in E$ we have

$$(\nabla_G \theta)_e = \theta_{e^+} - \theta_{e^-}.$$

Using the graph G , we proceed to construct our estimator by solving a graph fused lasso problem. Doing so, we first find $\hat{\beta} \in \mathbb{R}^{(n-m) \times (n-m)}$ as the solution to

$$\underset{\beta \in \mathbb{R}^{(n-m) \times (n-m)}}{\text{minimize}} \quad \frac{1}{2} \|y - \beta\|_F^2 + \lambda \|\nabla_G \beta\|_1, \quad (6)$$

for a tuning parameter $\lambda > 0$. We then set $\hat{\theta}_{\hat{\tau}(i), \hat{\tau}(j)} = \hat{\beta}_{i,j}$ for all $i, j \in [n-m]$.

The procedure above allows us to estimate $\theta_{i,j}^*$ for all $i, j \in [n] \setminus [m]$. In a similar way we can also construct estimates of $\theta_{i,j}^*$ for all $i, j \in [m]$. The idea is to have an ordering of the nodes in $[m]$ by using the NN algorithm with a metric that only involves data from $A_{\cdot, ([n] \setminus [m])}$, and then we solve a 2D fused lasso problem.

As for the estimates of $\theta_{i,j}^*$ for all $i \in [n] \setminus [m]$ and $j \in [m]$, we proceed in a similar way but using two different orderings. The first ordering $\hat{\tau}_1$ is obtained by running the NN algorithm on the set of cities $[m]$ with a metric depending on the data $A_{[m], [m]}$. For the second ordering we use the NN algorithm with set of cities $([n] \setminus [m])$ and metric depending the data $A_{([n] \setminus [m]), ([n] \setminus [m])}$.

Finally, we emphasize that we do the portioning of the data in order to avoid correlation between the ordering and the signal to denoise. This is done to keep the analysis mathematically correct. However, in practice, one can obtain a single ordering and then run a fused lasso problem as in (2). We have noticed that such an approach works well in practice.

Computational cost. As stated in the previous subsection, the computational cost associated with the NN algorithm is $O(s n^2)$, where s is the cost of computing the distance between any two nodes. Note that this can be reduced if there are multiple processors available. In such case, the distance from a node to the remaining nodes could be computed by partitioning the nodes and performing computations in parallel.

As for the fused lasso computation, this can be done using the efficient algorithm from [Barbero and Sra \(2014\)](#), or the ADMM solver from [Tansey and Scott \(2015\)](#) which is amenable to parallel computing.

2.3 Choices of metric \hat{d}

Clearly, the class of methods described above can be used with any metric \hat{d} on the set of nodes on the graphon estimation. The purpose of this section is to highlight different choices of \hat{d} , some of which have appeared in the literature in the context of other estimators.

For simplicity, we will focus on constructing \hat{d} for the case of estimating $\theta_{i,j}^*$ for all $i, j \in [n] \setminus [m]$. The remaining cases described in Section 2.2 can be constructed in a similar way.

2.3.1 Inner product based distance

Our first natural approach for constructing \hat{d} is to consider the metric proposed in [Zhang et al. \(2015\)](#). Specifically, we set

$$\hat{d}_I(i, i') = \max_{k \in [m]} \sqrt{\frac{1}{n} |\langle A_{i, [m]}, A_{k, [m]} \rangle - \langle A_{i', [m]}, A_{k, [m]} \rangle|}, \quad \forall i, i' \in [n] \setminus [m]. \quad (7)$$

We call NN-FL the estimator from Section 2.2 when the distance \hat{d} is taken as \hat{d}_I in (7).

Importantly, our modification of the distance defined in [Zhang et al. \(2015\)](#) does satisfy the triangle inequality, which is sufficient for the NN algorithm to satisfy (5).

2.3.2 Sorting

Another choice for the distance \hat{d} is

$$\hat{d}_1(i, i') = \left| \frac{1}{m} \sum_{j \in [m]} A_{i, j} - \frac{1}{m} \sum_{j \in [m]} A_{i', j} \right|, \quad \forall i, i' \in [n] \setminus [m]. \quad (8)$$

Thus, for any two nodes, the distance is the absolute value of the difference between the degrees (normalized by m) based on the data $A_{\cdot, [m]}$. Since such degrees are numbers and the metric is the Euclidean distance, the optimal tour (traveling salesman problem solution) is the ordering obtained by sorting the degrees. This is the ordering constructed in the method from [Chan and Airolidi \(2014\)](#). The difference is that we use the fused lasso penalty for denoising without preliminary smoothing of the data, whereas [Chan and Airolidi \(2014\)](#) use the penalty in (3) with a smoothed version of A .

Throughout, whenever we use the distance (8) we will refer to the estimator from Section 2.2 as sort and smooth fused lasso graphon estimation (SAS-FL). In the experiments section we will see that, as expected, the empirical performance of SAS-FL is similar to SAS from [Chan and Airolidi \(2014\)](#), although the former seems to perform slightly better in the examples in Section 5.

2.3.3 ℓ_1 distance and other choices

Clearly, a different metric can be obtained by simply taking the ℓ_1 norm of the difference between rows or columns of the incidence matrix A . Thus, we can define

$$d_{\ell_1}(i, i') = \|A_{i, [m]} - A_{i', [m]}\|_1, \quad \forall i, i' \in [n] \setminus [m].$$

We will refer to the respective procedure using this metric as ℓ_1 -FL. We will not study convergence properties of this method, although we will see that it is a reasonable method in practice.

Finally, we notice that the metric \hat{d} could be constructed using side information about the nodes. For instance, using covariates, or repeated measurements of the network if available.

3 Analysis of the NN-FL estimator on extensions of piecewise Hölder classes

The purpose of this section is to study convergence properties of the NN-FL estimator. We analyze the performance of the NN-FL estimator for classes of graphons that extend the notion of piecewise Hölder functions. We notice that a particular instance of this was studied in [Zhang et al. \(2015\)](#).

To formalize, if $\alpha \in (0, 1]$, we say that f_0 is piecewise Hölder of exponent α if the following holds. There exists a partition of intervals $\mathcal{A}_1, \dots, \mathcal{A}_r$ of $[0, 1]$, such that if $u, v \in \mathcal{A}_l$ for some $l \in [r]$, then

$$\sup_{t \in [0, 1]} |f_0(u, t) - f_0(v, t)| \leq L_1 |u - v|^\alpha, \quad (9)$$

and

$$\sup_{t \in [0, 1]} |f_0(t, u) - f_0(t, v)| \leq L_1 |u - v|^\alpha, \quad (10)$$

for a positive constant L_1 independent of u and v .

This class of functions appeared in the analysis of the fused lasso estimator in the context of 2D non-parametric regression, see [Hutter and Rigollet \(2016\)](#). There, the authors showed that the fused lasso attains the rate $n^{-\alpha/(1+\alpha)}$.

Next, we state two assumptions which hold if (9) is satisfied along with Model 1. Thus, we relax the piecewise Hölder condition.

Assumption 1. *There exists a positive constant c_1 such that with probability approaching one*

$$\min_{k \in [m]} \int_0^1 |f_0(\xi_k, t) - f_0(\xi_i, t)| dt \leq c_1 \left(\frac{\log n}{n} \right)^\alpha, \quad \forall i \in [n] \setminus [m].$$

and

$$\min_{k \in [m]} \int_0^1 |f_0(t, \xi_k) - f_0(t, \xi_i)| dt \leq c_1 \left(\frac{\log n}{n} \right)^\alpha, \quad \forall i \in [n] \setminus [m].$$

for $\alpha \in (0, 1/2]$.

Note that we constrain $\alpha \in (0, 1/2]$, and the case $\alpha \in [1/2, 1]$ will not be studied. Instead, we will analyze the stochastic block model in the next subsection.

To understand why Assumption 1 holds when condition (9) is met with $\alpha \in (0, 1/2]$, we refer to the work in [Von Luxburg et al. \(2010\)](#). There, the authors showed that, with probability approaching one, the following holds: For each ξ_i , the set of its K -th nearest neighbors (with Euclidean distance) among the points $\{x_j\}_{j \in [n] \setminus \{i\}}$ are all within distance $c \log n/n$ for an appropriate choice of K , and for some constant $c > 0$.

We now state our second assumption. This involves the quantity that the penalty $\|\nabla_G \cdot\|_1$ in (6) emulates.

Assumption 2. *There exists an unknown (random) permutation $\tau^* \in \mathcal{S}_{n-m-1}$ such that*

$$\sum_{i=1}^{n-m-1} \int_0^1 |f_0(\xi_{\tau^*(i)}, t) - f_0(\xi_{\tau^*(i+1)}, t)| dt = O_{\mathbb{P}}(n^{1-\alpha} \log^\alpha n),$$

and

$$\sum_{i=1}^{n-m-1} \int_0^1 |f_0(t, \xi_{\tau^*(i)}) - f_0(t, \xi_{\tau^*(i+1)})| dt = O_{\mathbb{P}}(n^{1-\alpha} \log^\alpha n),$$

where $\alpha \in (0, 1/2]$.

If (9) and (10) hold then Assumption 2 will be satisfied. To verify this, simply take τ^* as the ordering of the elements of $\{\xi_i\}_{i \in ([n] \setminus [m])}$, i.e.,

$$\xi_{\tau^*(1)} < \xi_{\tau^*(2)} < \dots < \xi_{\tau^*(n-m)}.$$

Once again, we exploit properties of nearest neighbor graphs from [Von Luxburg et al. \(2010\)](#).

With these conditions, we are now ready to present our next result.

Theorem 1. *Let us suppose that Assumptions 1-2 hold, and let $\hat{\tau}$ be constructed as in Section 2.2 by setting $d := \hat{d}_1$ (see Equation 7). Then for an appropriate choice of λ , the corresponding estimator in (6) satisfies*

$$\frac{1}{n^2} \sum_{i,j \in [n-m], i < j} \left(\hat{\theta}_{\hat{\tau}(i), \hat{\tau}(j)} - \theta_{\hat{\tau}(i), \hat{\tau}(j)}^* \right)^2 = O_{\mathbb{P}} \left(\frac{\log^2 + \frac{\alpha}{2} n}{n^{\frac{\alpha}{2}}} \right).$$

Thus, in the class of graphons implied by Assumptions 1–2, the NN-FL estimator attains the rate $n^{-\alpha/2}$ after ignoring logarithmic terms. To the best of our knowledge, other estimators have not been studied on this class of functions. The most related work comes from Zhang et al. (2015) who studied piecewise Lipschitz graphons for which their estimator attains the rate $n^{-1/2}$.

4 Analysis of the SAS-FL estimator on BV functions

We focus on the class of graphons that satisfy the assumption of bounded variation. This condition has appeared in the statistics literature due to its flexibility. Indeed, it encompasses a very large class of functions that includes reasonable subclasses such as piecewise Lipschitz. In one dimensional non-parametric regression, Mammen and van de Geer (1997) studied locally adaptive estimators that attain minimax rates when the true regression function has bounded variation. More recently, Tibshirani and Taylor (2011); Tibshirani (2014) studied discretized version of the estimators from Mammen and van de Geer (1997). The framework from Section 2.2 consists of a particular instance of generalized lasso estimation studied in Tibshirani and Taylor (2011).

In one dimension, bounded variation is well defined as follows. A function $f : [0, 1] \rightarrow \mathbb{R}$ has bounded variation if there exists a constant C such that for any set of points $0 \leq a_1 \leq \dots \leq a_r \leq 1$, $r \in \mathbb{N}$, it holds that

$$\sum_{l=1}^{r-1} |f(a_l) - f(a_{l+1})| < C. \quad (11)$$

When passing to higher dimensions (in particular dimension two), the definition of bounded variation is not unique. An early work from Clarkson and Adams (1933) discussed multiple definitions of bounded variation. Although these days there is a widespread convention in the definition of bounded variation in the field of mathematics, the statistics community continues to rely on early definitions. For instance, perhaps implicitly Sadhanala et al. (2016) defined the canonical class of bounded variation by taking (11) and assuming it holds through each horizontal and vertical chain graph of a 2D grid graph. We now do something similar for the case of graphons.

Assumption 3. *We assume the data is generated as in the model implied by (1). Moreover, we assume that the functions*

$$g_1(u) = \int_0^1 f_0(u, v) dv, \quad g_2(u) = \int_0^1 f_0(v, u) dv,$$

satisfy the following:

1. *There exists some positive constant L_1 such that*

$$L_1 |x - y| \leq |g_l(x) - g_l(y)|, \quad \forall x, y \in [0, 1], \forall l \in \{1, 2\}. \quad (12)$$

2. **Piecewise-Monotonic:** *For $l \in \{1, 2\}$ there exists a partition $0 < b_1^l < \dots < b_r^l < 1$ such that g_l is monotone in each of the intervals $(0, b_1^l), (b_1^l, b_2^l), \dots, (b_r^l, 1)$.*

3. The function f_0 has **bounded variation** in the following sense. There exists a positive constant $C > 0$ such that if $0 \leq a_0 \leq a_1 \leq \dots \leq a_s \leq 1$ with $s \in \mathbb{N}$, then

$$\sum_{l=1}^{s-1} |f_0(a_l, t) - f_0(a_{l+1}, t)| < C,$$

and

$$\sum_{l=1}^{s-1} |f_0(t, a_l) - f_0(t, a_{l+1})| < C,$$

for all $t \in [0, 1]$.

Importantly, we allow for a flexibility of the graphon by only requiring that has bounded variation. The most restrictive assumption is perhaps that g is piecewise monotonic. As for the condition expressed by (12), we acknowledge that this requirement appeared in the analysis of [Chan and Airoidi \(2014\)](#).

Theorem 2. *Suppose that Assumption 3 holds. Let $\hat{\tau}$ be constructed as in Section 2.2 by setting $d := \hat{d}_1$ (see Equation 8). Then for an appropriate choice of λ , the corresponding estimator $\hat{\theta}$ in (6) satisfies that*

$$\frac{1}{n^2} \sum_{i,j \in [n-m], i < j} \left(\hat{\theta}_{\hat{\tau}(i), \hat{\tau}(j)} - \theta_{\hat{\tau}(i), \hat{\tau}(j)}^* \right)^2 = O_{\mathbb{P}} \left(\frac{\log^{\frac{3}{2}} n}{\sqrt{n}} \right).$$

Thus, on the class of functions from Assumption 3, the SAS-FL estimator attains the rate $n^{-1/2}$, which matches the theoretical result from [Zhang et al. \(2015\)](#) but for the class of piecewise Lipschitz functions.

Interestingly, we are the first to study graphon estimation with the bounded variation assumption.

5 Experiments

The purpose of this section is to shed some lights on the empirical performance of the class of estimators proposed in this paper. Evaluations of performance are presented next on both simulated and real networks.

5.1 Network denoising

We begin by considering examples of simulated data that are intended to test the validity of our general class of methods on qualitatively different scenarios. The specifications of \hat{d} that we consider are those described in Section 2.3.

As benchmarks we consider the following approaches. The neighborhood smoothing method (NS) from [Zhang et al. \(2015\)](#), universal singular value thresholding (USVT) algorithm from [Chatterjee et al. \(2015\)](#), and the sort and smooth (SAS) method from [Chan and Airoidi \(2014\)](#).

In all comparisons, the MSE is used as a measure of performance. Four different scenarios are constructed. In the first scenario the ground truth is the stochastic block model with 12 communities. In our second example, f_0 is taken as piecewise smooth, where locally the function behaves like linear combinations of the $\sqrt{\cdot}$ function applied to each coordinate. We also consider a piecewise constant model (not a stochastic block). In the latter, the degree function behaves locally as a constant making estimation difficult for both SAS and SAS-FL. Our final example consists of f_0 being a polynomial of two variables. Figures 1-4 offer a visualization of the examples.

For the methods based on fused lasso denoising, namely SAS-FL, NN-FL, and ℓ_1 -FL we choose the tuning parameter λ by cross-validation. This is done by selecting the best value of λ out of 30 candidates,

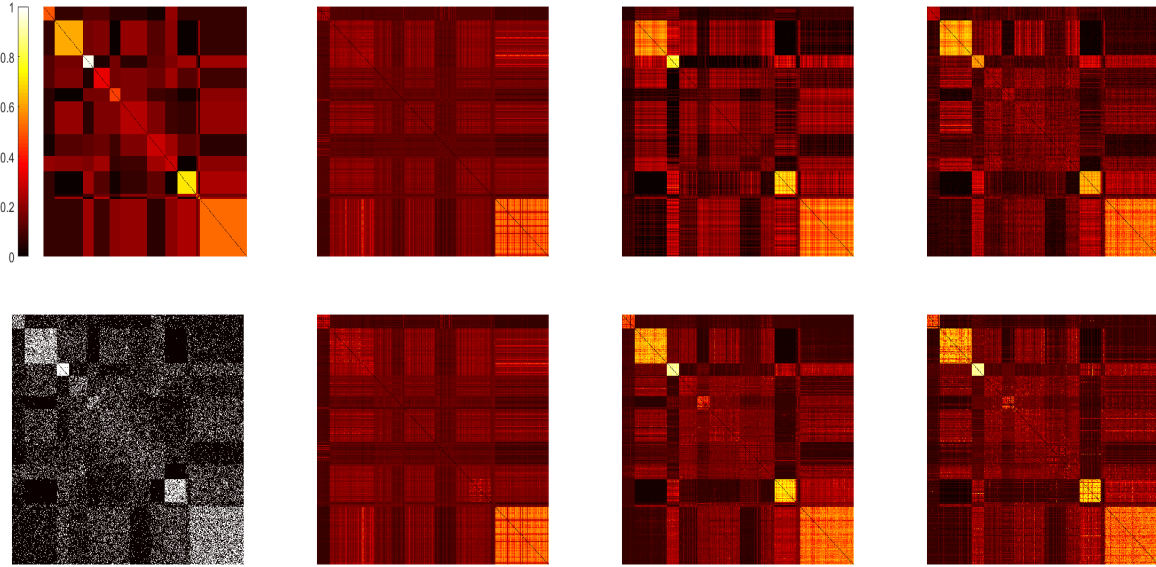


Figure 1: The top left in the first row shows a realization of the matrix of probabilities P for Example 1, here $n = 500$. Then from left to right the panels in the first row correspond to the methods SAS, USVT, and NS. In the second row the leftmost plot corresponds to a realization of the incidence matrix (A) drawn with the parameters in P from the first row. Then from left to right the remaining plots are associated to SAS-FL, NN-FL, and ℓ_1 -FL.

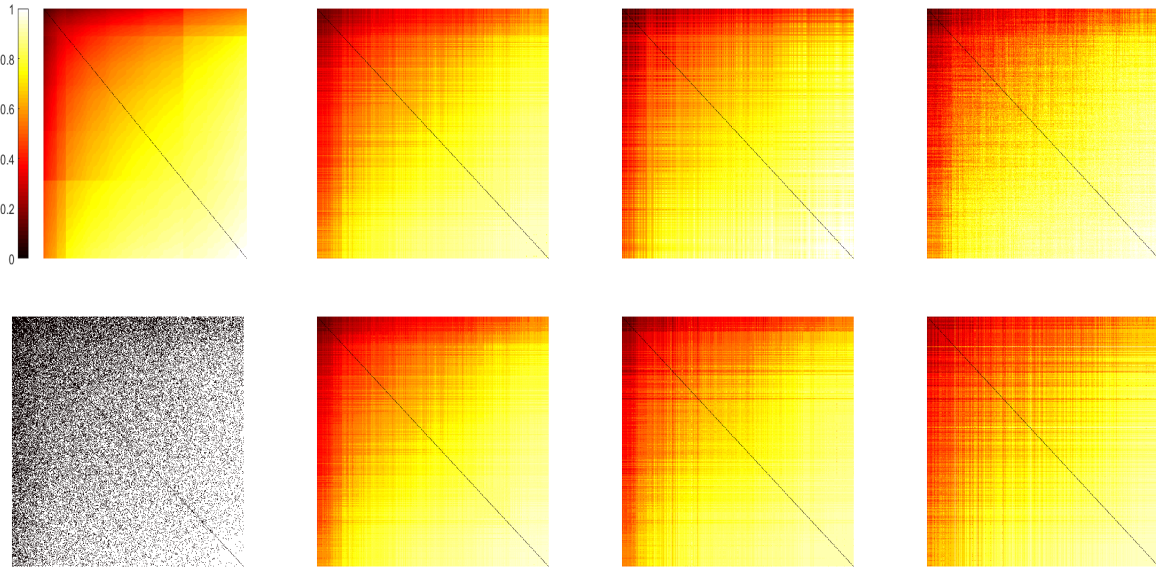


Figure 2: The top left in the first row shows a realization of the matrix of probabilities P for Example 2, here $n = 500$. Then from left to right the panels in the first row correspond to the methods SAS, USVT, and NS. In the second row the leftmost plot corresponds to a realization of the incidence matrix (A) drawn with the parameters in P from the first row. Then from left to right the remaining plots are associated to SAS-FL, NN-FL, and ℓ_1 -FL.

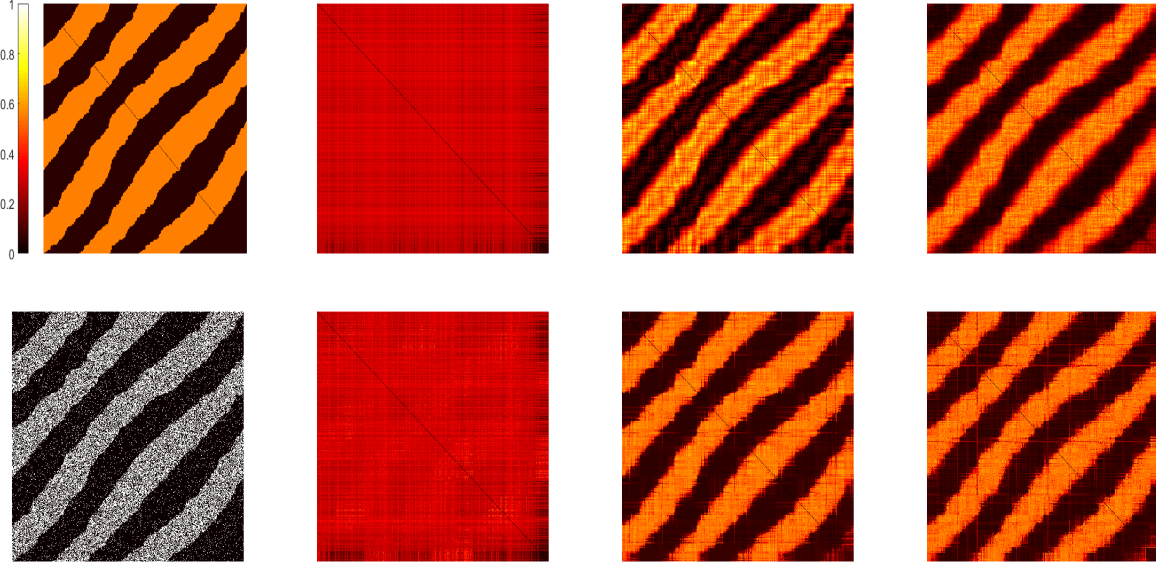


Figure 3: The top left in the first row shows a realization of the matrix of probabilities P for Example 3, here $n = 500$. Then from left to right the panels in the first row correspond to the methods SAS, USVT, and NS. In the second row the leftmost plot corresponds to a realization of the incidence matrix (A) drawn with the parameters in P from the first row. Then from left to right the remaining plots are associated to SAS-FL, NN-FL, and ℓ_1 -FL.

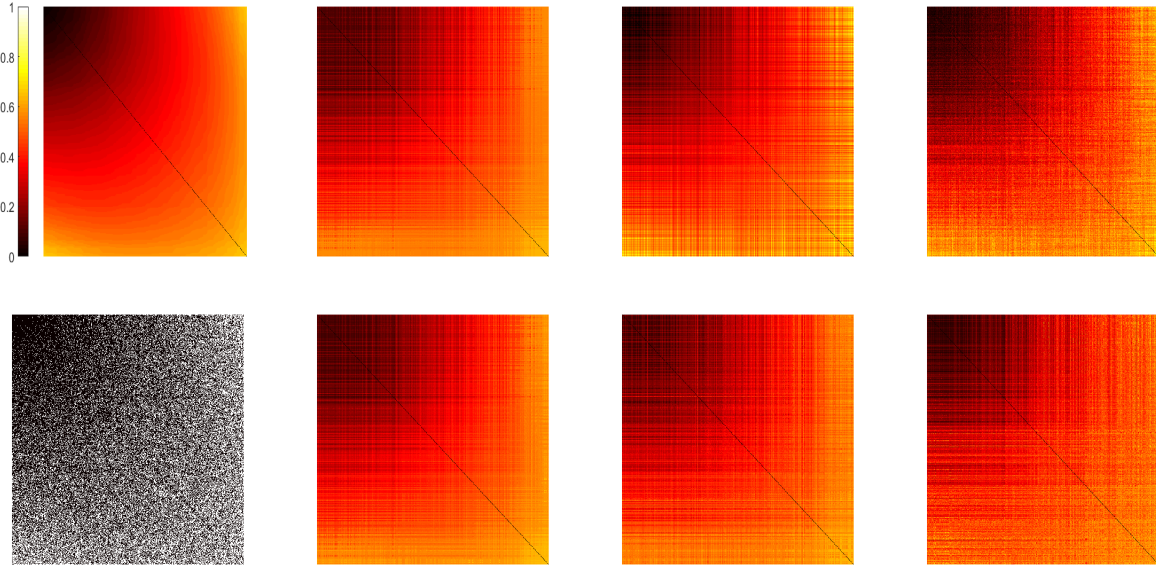


Figure 4: The top left in the first row shows a realization of the matrix of probabilities P for Example 4, here $n = 500$. Then from left to right the panels in the first row correspond to the methods SAS, USVT, and NS. In the second row the leftmost plot corresponds to a realization of the incidence matrix (A) drawn with the parameters in P from the first row. Then from left to right the remaining plots are associated to SAS-FL, NN-FL, and ℓ_1 -FL.

Table 1: Simulation results for Examples 1, 2, 3 and 4, see Figures 1–4 in that order. Comparisons between the true and estimated probability matrices for different methods given samples from each example. The acronyms here are explained the text. The Mean squared error (MSE) is multiplied by a constant.

(a) Mean squared error, times 1000, averaging over 50 Monte Carlo simulations, for different methods given samples from Example 1.

n	NN-FL	L1-FL	SAS-FL	SAS	USVT	NS
500	2.8	4.9	13.5	15.2	5.1	3.9
1000	1.5	2.7	10.5	13.1	2.1	2.5
2000	1.2	1.6	9.2	12.3	1.6	1.9

(b) Mean squared error, times 1000, averaging over 50 Monte Carlo simulations, for different methods given samples from Example 2.

n	NN-FL	L1-FL	SAS-FL	SAS	USVT	NS
500	1.7	4.2	0.9	1.0	1.9	2.9
1000	1.0	2.4	0.47	0.53	0.82	1.7
2000	0.88	1.7	0.33	0.35	0.55	1.3

(c) Mean squared error, times 1000, averaging over 50 Monte Carlo simulations, for different methods given samples from Example 3.

n	NN-FL	L1-FL	SAS-FL	SAS	USVT	NS
500	8.2	9.9	56.5	60.7	9.4	8.7
1000	5.7	6.3	47.9	59.7	6.4	6.4
2000	5.1	5.0	44.6	59.4	5.3	5.3

(d) Mean squared error, times 1000, averaging over 50 Monte Carlo simulations, for different methods given samples from Example 4.

n	NN-FL	L1-FL	SAS-FL	SAS	USVT	NS
500	2.0	4.3	1.3	1.4	1.8	3.6
1000	1.3	2.5	0.67	0.71	0.88	2.2
2000	1.1	1.9	0.48	0.50	0.59	1.7

by erasing 20% of the data points and replacing them by zeros, and then performing predictions based on the remaining data.

The results for each scenario are given in Table 1. These are obtained by averaging over 50 Monte Carlo simulations, and for values of $n \in \{500, 1000, 1500\}$. In Table 1, we see that in most cases the best method is either NN-FL or SAS-FL. Even for the stochastic block model example, the method NN-FL seems to have the best performance.

Moreover, in Example 3, we see that SAS and SAS-FL suffer greatly due to the nearly constant behavior of the degree function (g_1, g_2 in Assumption 3). In contrast, NN-FL and ℓ_1 -FL are not affected by the degree issue and offer strong performance.

Figures 1–4 allow us to visualize the comparisons of different methods in the examples considered. In Figure 1, we can see that NN-FL gives a more detailed recovery of the blocks compared to all the other methods. As for Figure 2, we see that with $n = 500$, all the competing methods are comparable, although, based on MSE, SAS-FL is the best approach. In Figure 3, we clearly see the effect of the degree on the performance of SAS and SAS-FL.

Table 2: Average AUC-ROC for the competing methods under Examples 1 and 2.

Example	NN-FL	ℓ_1 -FL	SAS-FL	SAS	USVT	NS
1	0.84	0.83	0.76	0.84	0.60	0.69
2	0.92	0.93	0.80	0.82	0.39	0.92

5.2 Link prediction

We now validate the methods studied in this paper in the task of link prediction. To that end, we consider two different datasets. For our first example we use the Protein230 dataset from [Butland et al. \(2005\)](#). This consists of 230 proteins and their interactions encoded in 595 edges. In our second example, we use the Yeast protein interaction network from [Butland et al. \(2005\)](#). This is a larger network consisting of 2361 nodes and 6646 edges.

Using the data described above, we evaluate the prediction performance of different methods as follows. In each case, we remove some observations of the matrix $A \in \mathbb{R}^{n \times n}$, thus rather than observing A , we assume that the data is \tilde{A} where

$$\begin{aligned} \tilde{A}_{i,j} &= \rho_{i,j} A_{i,j}, \\ \rho_{i,j} &\stackrel{i.i.d.}{\sim} \text{Bernoulli}(0.8), \quad \forall i, j \in [n]. \end{aligned}$$

For each data example we generate 50 trials of \tilde{A} , and for each instance of \tilde{A} we fit different estimators. For each estimator we compute the area under the curve (AUC) of the receiver operating characteristic (ROC). We then report the average AUC-ROC and refer to it simply as AUC-ROC.

With the setting described above, Table 2 reports the average AUC-ROC associated to the competing methods in each of the considered examples. We can see that for both examples, NN-FL and ℓ_1 -FL are the most competitive estimators. As a sanity check, we also computed the area under the precision recall curve, and found that in both cases the best approach was NN-FL.

6 Conclusion

We have studied a novel class of graphon estimators based on a two-step approach that combines the nearest neighbor algorithm with the graph fused lasso. Overall the estimators seem to perform reasonably in both simulated and real data.

Statistical guarantees have been provided, although some questions remain open. For instance, we have not studied the statistical performance when the graphon is piecewise Hölder with exponent in the interval $[1/2, 1]$.

We also leave for future work to understand the convergence properties ℓ_1 -FL which also seems like a reasonable approach, at least in the examples considered here.

A Proofs

We assume that $f_0(x, y) = f_0(y, x)$ for all $x, y \in [0, 1]$. This is not important in the proofs but it simplifies the notation.

A.1 Important lemmas

First we recall Theorem 2 from [Hoeffding \(1963\)](#).

Theorem 3. (Hoeffding) Let Z_1, \dots, Z_n be centered independent random variables satisfying $a \leq Z_i \leq b$ for all $i = 1, \dots, n$. Then, for all $\delta > 0$, we have, with probability at least $1 - \delta$, that

$$\left| \frac{1}{n} \sum_{i=1}^n Z_n \right| \leq \sqrt{\frac{c \log(2/\delta)}{2n}}$$

where $c = n^{-1} \sum_{i=1}^n (a_i - b_i)^2$.

Lemma 4. Let $\epsilon \in \mathbb{R}^d$ a random vector and let $\hat{P} \in \mathcal{S}_d$ be random permutation such that $\epsilon \perp \hat{P}$. If the coordinates of ϵ are independent with mean zero and belong to $[-1, 1]$, then

$$\mathbb{E} \left(e^{\sum_{i=1}^d s_i \epsilon_{\hat{P}(i)}} \right) \leq e^{\|s\|_2^2/2}, \quad \forall s \in \mathbb{R}^d.$$

Proof. Simply note that

$$\mathbb{E} \left(e^{\sum_{i=1}^d s_i \epsilon_{\hat{P}(i)}} \right) = \mathbb{E} \left(\mathbb{E} \left(e^{\sum_{i=1}^d s_i \epsilon_{\hat{P}(i)}} \mid \hat{P} \right) \right) = \mathbb{E} \left(\prod_{i=1}^d \mathbb{E} \left(e^{s_i \epsilon_{\hat{P}(i)}} \mid \hat{P} \right) \right) \leq \mathbb{E} \left(\prod_{i=1}^d e^{s_i^2/2} \right) = e^{\|s\|_2^2/2},$$

where the first equality follows from the tower property of expectations, the second equality holds by the independence assumption, and the third inequality is met by Lemma 2.2 from [Boucheron et al. \(2013\)](#). \square

Lemma 5. (Minor modification to Corollary 5 from [Hutter and Rigollet \(2016\)](#)) Consider the model

$$y_i = \mu_i^* + \varepsilon_i, \quad i = 1, \dots, m = N_1 \times N_2,$$

with $N_l/N = z_l$ for some $z_l \in \mathbb{N}$, $l = 1, 2$. Here N is a quantity that can grow to infinity. Moreover, we assume that for each $j \in [m]$ we have that $\varepsilon_j = \varepsilon_i$ for some $i \in [\tilde{m}]$, where $\varepsilon \in \mathbb{R}^{\tilde{m}}$ with $\tilde{m} \asymp m$. In addition, we assume that $s_i = |\{j \in [m] : \varepsilon_j = \varepsilon_i\}| \leq \kappa$ for all $i \in [\tilde{m}]$, for some positive constant κ . We also assume that the coordinates of $\varepsilon = (\varepsilon_1, \dots, \varepsilon_{\tilde{m}})$ are independent and satisfy $\mathbb{E}(\varepsilon_i) = 0$, $\varepsilon_i \in [-1, 1]$. Let

$$\hat{\mu} = \arg \min_{\mu \in \mathbb{R}^m} \frac{1}{2} \sum_{i=1}^m (y_{\hat{P}(i)} - \mu_i)^2 + \lambda m \|D\mu\|_1,$$

where D is the incidence matrix of $N_1 \times N_2$ grid graph, $\lambda > 0$ is a tuning parameter, and $\hat{P} \in \mathcal{S}_{\tilde{m}}$ is a random permutation independent of ε . Then there exists a constant $c > 0$ such that for any $\delta > 0$, if λ is chosen as

$$\lambda = \frac{c \log N \sqrt{\log \left(\frac{em}{\delta} \right)}}{m},$$

then

$$\mathbb{P} \left(\frac{1}{m} \|\hat{\mu} - \mu^*\|_2^2 \geq C \frac{\left[\log m \sqrt{2 \log(em/\delta)} \|D\mu^*\|_1 + \log^2 m \log(em/\delta) \right]}{m} \right) < \frac{2 z_1 z_2}{\delta},$$

for some constant $C > 0$.

Proof. We proceed as in the basic inequality argument from the proof of Theorem 3 in [Wang et al. \(2016\)](#). Letting $\tilde{\varepsilon} = (\varepsilon_{\hat{P}(1)}, \dots, \varepsilon_{\hat{P}(m)})$, we obtain

$$\frac{1}{2} \|\hat{\mu} - \mu^*\|_2^2 \leq \tilde{\varepsilon}^T (\hat{\mu} - \mu^*) + m \lambda [\|D\mu^*\|_1 - \|D\hat{\mu}\|_1]. \quad (13)$$

Note that there exists two disjoint subsets $A_1, A_2, \dots, A_{z_1 \cdot z_2}$ of $\{1, \dots, m\}$ such that in the graph with incidence matrix D , the elements of A_1 lie on sub-grid graph of dimensions $N \times N$, the elements of A_2 lie on a different sub-grid of dimensions $N \times N$ and so on. Throughout, for a vector $\mu \in \mathbb{R}^{N_1 \times N_2}$, we write $\mu^j = (\mu_{i_1^j}, \dots, \mu_{i_{N_2}^j})$ where $i_1^j < \dots < i_{N_2}^j$, with $A_j = \{i_1^j, \dots, i_{N_2}^j\}$ for $j = 1, 2, \dots, z_1 \cdot z_2$. Moreover, we denote by D^1 the incidence matrix of grid graph with dimensions $N \times N$.

Using the notation above, and writing Π as the projection onto the span of $\mathbf{1} \in \mathbb{R}^{N^2}$, we obtain that there exists permutation matrices $P_1, \dots, P_{z_1 \cdot z_2} \in \mathbb{R}^{N^2 \times N^2}$ such that

$$\begin{aligned}
\tilde{\epsilon}^T (\hat{\mu} - \mu^*) &= \sum_{j=1}^{z_1 \cdot z_2} (\tilde{\epsilon}^j)^T (\hat{\mu}^j - (\mu^*)^j) \\
&= \sum_{j=1}^{z_1 \cdot z_2} [(\Pi \tilde{\epsilon}^j)^T (\hat{\mu}^j - (\mu^*)^j) + ((I - \Pi) \tilde{\epsilon}^j)^T (\hat{\mu}^j - (\mu^*)^j)] \\
&\leq \sum_{j=1}^{z_1 \cdot z_2} \|\Pi \tilde{\epsilon}^j\|_2 \|\hat{\mu}^j - (\mu^*)^j\|_2 + \max_{1 \leq j \leq z_1 \cdot z_2} \|((D^1)^+)^T P_j \tilde{\epsilon}^j\|_\infty [\|D\mu^*\|_1 + \|D\hat{\mu}\|_1] \\
&\leq \left[\max_{1 \leq j \leq z_1 \cdot z_2} \|\Pi \tilde{\epsilon}^j\|_2 \right] z_1 z_2 \|\hat{\mu} - \mu^*\|_2 + \max_{1 \leq j \leq z_1 \cdot z_2} \|((D^1)^+)^T P_j \tilde{\epsilon}^j\|_\infty [\|D\mu^*\|_1 + \|D\hat{\mu}\|_1]
\end{aligned} \tag{14}$$

where we have proceeded as in the proof of Theorem 2 from [Hutter and Rigollet \(2016\)](#), using Hölder's inequality. Now, for $x \in \mathbb{R}^{N^2}$ we have that

$$x^T \tilde{\epsilon}^j = \sum_{l=1}^{N^2} x_l \tilde{\epsilon}_{i_l^j} = \sum_{l=1}^{N^2} x_l \varepsilon_{\hat{P}(i_l^j)} = \sum_{s=1}^{\tilde{m}} \epsilon_s \left(\sum_{l: \varepsilon_{\hat{P}(i_l^j)} = \epsilon_s} x_l \right) =: \tilde{x}^T \epsilon$$

where $\tilde{x} \in \mathbb{R}^{\tilde{m}}$ and satisfies

$$\|\tilde{x}\|_2 = \sqrt{\sum_{s=1}^{\tilde{m}} \left(\sum_{l: \varepsilon_{\hat{P}(i_l^j)} = \epsilon_s} x_l \right)^2} \leq \sqrt{\kappa \sum_{s=1}^{\tilde{m}} \sum_{l: \varepsilon_{\hat{P}(i_l^j)} = \epsilon_s} x_l^2} = \sqrt{\kappa} \|x\|_2.$$

Therefore, combining the above observation with Lemma 4, and Corollary 2.6 from [Boucheron et al. \(2013\)](#), and (14) it follows that

$$\tilde{\epsilon}^T (\hat{\mu} - \mu^*) \leq 2\kappa^{1/2} \sqrt{2 \log(e/\delta)} \|\hat{\mu} - \mu^*\|_2 + \rho \kappa^{1/2} \sqrt{2 \log(e N^2/\delta)} [\|D\mu^*\|_1 + \|D\hat{\mu}\|_1] \tag{15}$$

with probability at least $1 - 2z_1 z_2/\delta$, where as in Proposition 4 from [Hutter and Rigollet \(2016\)](#), there exists a constant $c_1 > 0$ such that $\rho \leq c_1 \sqrt{\log m}$.

Therefore, combining (13) with (15) and using the inequality $a x - x^2/4 \leq a^2$ for all a and x , we arrive to the desired conclusion. \square

A.2 Proof of Theorem 2

Let σ and τ be bijections such that

$$\begin{aligned}
\xi_{\sigma(1)} &< \dots < \xi_{\sigma(n-m)}, \\
g(\xi_{\tau(1)}) &< \dots < g(\xi_{\tau(n-m)}),
\end{aligned}$$

where $\sigma(i), \tau(i) \in [n] \setminus [m]$.

We write $\ell(i) := l$ if $\xi_i \in A_l$.

Lemma 6. *Let us assume that $n \leq c_2 m$. Then, the event*

$$\Omega = \left\{ \xi : \max_{i \in [n] \setminus [m]} \left| g(\xi_i) - \frac{1}{m} \sum_{j \in [m]} A_{i,j} \right| \leq 2 c_2^{\frac{1}{2}} \left(\frac{\log n}{n} \right)^{\frac{1}{2}} \right\},$$

happens with probability at least $1 - \frac{4}{n}$.

Proof. First we observe that by Theorem 3 and union bound

$$\mathbb{P} \left(\max_{i \in [n] \setminus [m]} \frac{1}{m} \left| \sum_{j \in [m]} A_{i,j} - \sum_{j \in [m]} \theta_{i,j}^* \right| > \sqrt{c_2} \left(\frac{\log n}{n} \right)^{\frac{1}{2}} \mid \xi \right) \leq \frac{2}{n}. \quad (16)$$

Next we define the set

$$\tilde{\Omega} = \left\{ \xi : \max_{i \in [n] \setminus [m]} \left| g(\xi_i) - \frac{1}{m} \sum_{j \in [m]} \theta_{i,j}^* \right| \leq \sqrt{c_2} \left(\frac{\log n}{n} \right)^{\frac{1}{2}} \right\}, \quad (17)$$

and by Theorem 3 (and using conditional probability) we have that $\mathbb{P}(\tilde{\Omega}) \geq 1 - 2/n$. Now,

$$\begin{aligned} & \mathbb{P} \left(\max_{i \in [n] \setminus [m]} \left| \frac{1}{m} \sum_{j \in [m]} A_{i,j} - g(\xi_i) \right| \leq 2 c_2^{\frac{1}{2}} \left(\frac{\log n}{n} \right)^{\frac{1}{2}} \right) \\ & \geq \int_{\tilde{\Omega}} \mathbb{P} \left(\max_{i \in [n] \setminus [m]} \left| \frac{1}{m} \sum_{j \in [m]} A_{i,j} - g(\xi_i) \right| \leq 2 c_2^{\frac{1}{2}} \left(\frac{\log n}{n} \right)^{\frac{1}{2}} \mid \xi \right) d\xi \\ & \geq \int_{\tilde{\Omega}} \mathbb{P} \left(\max_{i \in [n] \setminus [m]} \left| \frac{1}{m} \sum_{j \in [m]} A_{i,j} - \sum_{j \in [m]} \theta_{i,j}^* \right| \leq c_2^{\frac{1}{2}} \left(\frac{\log n}{n} \right)^{\frac{1}{2}} \mid \xi \right) d\xi \\ & \geq [1 - \frac{2}{n}] \int_{\tilde{\Omega}} d\xi \\ & \geq 1 - \frac{4}{n}. \end{aligned} \quad (18)$$

□

Lemma 7. *Let us assume that $c_1 m \leq n \leq c_2 m$. Then the event $\tilde{\Omega}$ given as*

$$\max_{i \in [n-m]} \left| \xi_{\sigma(i)} - \frac{i}{n-m} \right| \leq \frac{2 c_2^{\frac{1}{2}}}{L_1} \left(\frac{\log n}{n} \right)^{\frac{1}{2}},$$

happens with probability at least $1 - 2 \exp(-8 c_3 \log n / L_1^2)$ where $c_3 = c_2 (c_1 - 1) / c_1$.

Proof. This follows immediately from Dvoretzky–Kiefer–Wolfowitz inequality. □

Lemma 8. *Let Ω' be the event that*

$$\forall i, j \in [n-m], \quad |i-j| > \frac{12}{L_1} \sqrt{c_2 n \log n} \quad \text{implies} \quad |\xi_{\sigma(i)} - \xi_{\sigma(j)}| > \frac{8}{L_1} \left(\frac{c_2 \log n}{n} \right)^{\frac{1}{2}}.$$

Then $\mathbb{P}(\Omega') \geq 1 - 2 \exp(-8 c_3 / L_1^2 \log n)$ with c_3 as in Lemma 7.

Proof. Let us assume that the event $\tilde{\Omega}$ from Lemma 7 holds. Let $i, j \in [n - m]$ such that $|\xi_{\sigma(i)} - \xi_{\sigma(j)}| < 8/L_1 \sqrt{c_2 \log n/n}$. Then

$$\left| \frac{i}{n-m} - \frac{j}{n-m} \right| \leq \left| \frac{i}{n-m} - \xi_{\sigma(i)} \right| + |\xi_{\sigma(i)} - \xi_{\sigma(j)}| + \left| \frac{j}{n-m} - \xi_{\sigma(j)} \right| < \frac{12}{L_1} \left(\frac{c_2 \log n}{n} \right)^{\frac{1}{2}},$$

and the claim follows from Lemma 7. \square

Lemma 9. *The event*

$$\Omega_2 = \left\{ \max_{i \in [n] \setminus [m]} |\hat{\tau}^{-1}(i) - \tau^{-1}(i)| \leq \frac{24}{L_1} (c_2 n \log n)^{\frac{1}{2}} \right\}$$

happens with probability at least $1 - 4/n - 2 \exp(-8 c_3/L_1^2 \log n)$ with c_3 as in Lemma 7.

Proof. Let us assume that the events Ω and Ω' from Lemma 6 and Lemma 8 hold. Let also $i, i' \in [n - m]$ be such that $|i - i'| > 12(c_2 n \log n)^{1/2}/L_1$. Then,

$$8 \left(\frac{c_2 \log n}{n} \right)^{\frac{1}{2}} \leq L_1 |\xi_{\sigma(i)} - \xi_{\sigma(i')}| \leq |g(\xi_{\sigma(i)}) - g(\xi_{\sigma(i')})|.$$

Therefore, for large enough n , if $|i - i'| > 12(c_2 n \log n)^{1/2}/L_1$ then

$$\sum_{j \in [m]} A_{\sigma(i),j} < \sum_{j \in [m]} A_{\sigma(i'),j} \quad \text{iff} \quad g(\xi_{\sigma(i)}) < g(\xi_{\sigma(i')}). \quad (19)$$

Next let us fix $i \in [n - m]$ and define

$$\Lambda_1 = \left\{ i' \in [n - m] : \sum_{j \in [m]} A_{\sigma(i),j} < \sum_{j \in [m]} A_{\sigma(i'),j} \right\}, \quad \Lambda_2 = \{ i' \in [n - m] : g(\xi_{\sigma(i)}) < g(\xi_{\sigma(i')}) \}$$

then if (19) holds then

$$|\hat{\tau}^{-1}(\sigma(i)) - \tau^{-1}(\sigma(i))| = ||\Lambda_1| - |\Lambda_2|| \leq \max\{|\Lambda_1 \setminus \Lambda_2|, |\Lambda_2 \setminus \Lambda_1|\} \leq 24(c_2 n \log n)^{1/2}/L_1. \quad \square$$

Theorem 10. *Let us suppose that Assumptions 3 hold. Let $\hat{\tau}$ be constructed as in Section 2.2 by setting $d := \hat{d}_1$. Then,*

$$\frac{1}{n^2} \sum_{i=1}^{n-m-1} \sum_{j=m+1}^n |\theta_{\hat{\tau}(i),j}^* - \theta_{\hat{\tau}(i+1),j}^*| = O_{\mathbb{P}} \left(\sqrt{\frac{\log n}{n}} \right).$$

Proof. Let $\delta = 24(c_2 \log n)^{1/2}/(L_1 n^{1/2})$, $\mathcal{S}' = \{b_1, \dots, b_r\}$ and $\Lambda = \{i : \xi_{\tau(i)} \notin B_{\delta}(\mathcal{S}')\}$, where $B_{\delta}(\mathcal{S}') = \{x : |x - x'| < \delta, \text{ for some } x' \in \mathcal{S}'\}$. We also write

$$T_i = |\{j \in [n] \setminus [m] : |\xi_j - \xi_{\tau(i)}| \leq \delta\}|.$$

Then by Proposition 27 from Von Luxburg et al. (2010) we have that

$$\mathbb{P} \left(\min_{i \in [n-m]} T_i \geq (n-m)\delta \right) \geq 1 - (n-m) \exp \left(-\frac{n\delta}{6} \right),$$

And so we assume that

$$\min_{i \in [n-m]} T_i \geq (n-m)\delta$$

holds. Let us also assume that the events Ω_2 from Lemma 9 and Ω' from Lemma 7 hold. By Assumption 3 we have that if $i \in \Lambda$ and $i' = \tau^{-1}(\hat{\tau}(i))$ then

$$\begin{aligned} |\xi_{\tau(i)} - \xi_{\hat{\tau}(i)}| &= |\xi_{\tau(i)} - \xi_{\tau(i')}| \\ &\leq \left| \xi_{\tau(i)} - \frac{\sigma^{-1}(\tau(i))}{n-m} \right| + \left| \frac{\sigma^{-1}(\tau(i))}{n-m} - \frac{\sigma^{-1}(\tau(i'))}{n-m} \right| + \left| \xi_{\tau(i')} - \frac{\sigma^{-1}(\tau(i'))}{n-m} \right| \\ &\leq \frac{4c_2^{\frac{1}{2}}}{L_1} \left(\frac{\log n}{n} \right)^{\frac{1}{2}} + \left| \frac{i}{n-m} - \frac{i'}{n-m} \right| \\ &\leq \frac{28c_2^{\frac{1}{2}}}{L_1} \left(\frac{\log n}{n} \right)^{\frac{1}{2}}, \end{aligned}$$

where in the second inequality we have used the fact that $\xi_{\tau(i)}$ and $\xi_{\tau(i')}$ belong to the same connected component of $[0, 1] \setminus B_\delta(\mathcal{S}')$, and the function g is strictly piecewise monotonic.

The argument above implies that

$$\max_{i \in \Lambda} \left| \xi_{\hat{\tau}(i)} - \frac{\sigma^{-1}(\tau(i))}{n} \right| \leq \frac{30}{L_1} \left(\frac{c_2 \log n}{n} \right)^{\frac{1}{2}}.$$

We now let $\delta_2 = 150 (\log n)^{1/2} / (L_1 n^{1/2})$. We also let $s = \lceil \delta_2 n \rceil$, and clearly $s \asymp \sqrt{n \log n}$. Moreover, for $i \in \{0, 1, \dots, s-1\}$ we define $l_i = \lfloor (1 - i/n) / (s/n) \rfloor$ and

$$\mathcal{B}_0^i = \left[0, \frac{i}{n} \right), \mathcal{B}_1^i = \left[\frac{i}{n}, \frac{i}{n} + \frac{s}{n} \right), \dots, \mathcal{B}_{l_i}^i = \left[\frac{i}{n} + \frac{s(l_i - 1)}{n}, \frac{i}{n} + \frac{s l_i}{n} \right), \mathcal{B}_{l_i+1}^i = \left[\frac{i}{n} + \frac{s l_i}{n}, 1 \right].$$

Then if $y_k^i, z_k^i \in \mathcal{B}_k^i$ with $y_k^i < z_k^i$ and $k \in \{1, \dots, l_i\}$, then by Assumption 3 we have that for any $j \in [n] \setminus [m]$

$$\sum_{k=1}^{l_i} \left[\left| f_0 \left(\frac{i + (k-1)s}{n}, \xi_j \right) - f_0(y_k^i, \xi_j) \right| + |f_0(y_k^i, \xi_j) - f_0(z_k^i, \xi_j)| + \left| f_0(z_k^i, \xi_j) - f_0 \left(\frac{i + ks}{n}, \xi_j \right) \right| \right] \leq C. \quad (20)$$

On the other hand, with probability approaching one,

$$\left| \xi_{\hat{\tau}(i')} - \frac{\sigma^{-1}(\tau(i'))}{n} \right| \leq \frac{\delta}{4} \leq \frac{s}{4n}, \quad \left| \xi_{\hat{\tau}(i'+1)} - \frac{\sigma^{-1}(\tau(i'))}{n} \right| \leq \frac{\delta}{4} \leq \frac{s}{4n}, \quad \forall i' \in \Lambda. \quad (21)$$

Next let $I = \{i' \in [n-m] : \xi_{\hat{\tau}(i')}, \xi_{\hat{\tau}(i'+1)} \in (\frac{1}{n} + \frac{s}{2n}, 1 - \frac{2s}{n})\}$. Let us assume that (21) holds and let $i' \in I$. Then we set $i'' = \lfloor \sigma^{-1}(\tau(i')) - \frac{s}{4} \rfloor$ and observe that

$$\xi_{\hat{\tau}(i')}, \xi_{\hat{\tau}(i'+1)} \in \left(\frac{i''}{n}, \frac{i''}{n} + \frac{s}{n} \right) = \mathcal{B}_{k_{i'}}^{r_{i'}},$$

where $\lfloor \sigma^{-1}(\tau(i')) - \frac{s}{4} \rfloor = r_{i'} + k_{i'} s$ with $r_{i'} \in \{0, 1, \dots, s-1\}$ and $k_{i'} \in [l_{r_{i'}}]$. Therefore using (20),

with probability approaching one we have that

$$\begin{aligned}
& \sum_{j \in [n] \setminus [m]} \sum_{i=1}^{n-m-1} |f_0(\xi_{\hat{\tau}(i)}, \xi_j) - f_0(\xi_{\hat{\tau}(i+1)}, \xi_j)| \\
& \leq 2n \|f_0\|_\infty (|[n] \setminus I| + |[n] \setminus \Lambda|) + \sum_{j \in [n] \setminus [m]} \sum_{i \in I \cap \Lambda} |f_0(\xi_{\hat{\tau}(i)}, \xi_j) - f_0(\xi_{\hat{\tau}(i+1)}, \xi_j)| \\
& \leq \sum_{j \in [n] \setminus [m]} \sup_{\substack{y_k^i < z_k^i \in \mathcal{B}_k^i, \\ i \in \{0, 1, \dots, s-1\}, k \in [l_i]}} |f_0(y_k^i, \xi_j) - f_0(z_k^i, \xi_j)| + \\
& \quad 2n \|f_0\|_\infty (|[n] \setminus I| + |[n] \setminus \Lambda|) \\
& \leq 2n \|f_0\|_\infty (|[n] \setminus I| + |[n] \setminus \Lambda|) + nsC,
\end{aligned}$$

and by a binomial concentration inequality we have that

$$|[n] \setminus I| + |[n] \setminus \Lambda| = O_{\mathbb{P}}\left(\sqrt{n \log n}\right).$$

□

Proof of Theorem 2 : This follows from the previous theorem combined with Lemma 5.

A.3 Proof of Theorem ??

This follows from the following lemma combined with Lemma 5.

Lemma 11. *Under the assumptions of Theorem ?? with probability approaching 1 the following holds. There exist $i_1 < i_2 < i_{m-1}$ such that*

$$\begin{aligned}
& i, i' < i_1, \quad \xi_{\hat{\tau}(i)} \in \mathcal{A}_l, \quad \xi_{\hat{\tau}(i')} \in \mathcal{A}_{l'} \text{ implies } l = l', \\
& i_j \leq i, i' < i_{j+1}, \quad j \in [m-1] \setminus \{m-1\}, \quad \xi_{\hat{\tau}(i)} \in \mathcal{A}_l, \quad \xi_{\hat{\tau}(i')} \in \mathcal{A}_{l'}, \text{ implies } l = l', \\
& i, i' \geq i_{m-1}, \quad \xi_{\hat{\tau}(i)} \in \mathcal{A}_l, \quad \xi_{\hat{\tau}(i')} \in \mathcal{A}_{l'} \text{ implies } l = l',
\end{aligned}$$

Proof. We let $N_i = \sum_{j \in [m]} A_{i,j}$ for $i \in [n]$, and $n_l = \{j \in [m] : \xi_j \in A_l\}$ for $l \in [K]$. Then $N_i \mid \{n_l\}_{l=1}^K, \theta^* \sim \text{Bin}(m, \frac{1}{m} \sum_{j \in [m]} \theta_{i,j}^*)$, and $n_l \sim \text{Bin}(m, q_l)$ with $q_l = a_l - a_{l-1}$.

On the other hand, there exist positive constants c_1 and c_2 such that $c_1 n \leq m \leq c_2 n$. Therefore, by Proposition 27 in [Von Luxburg et al. \(2010\)](#) we have that for any $\delta \in (0, 1)$

$$\mathbb{P}(c_1(1-\delta)n q_l \leq n_l \leq c_2(1+\delta)n q_l) \geq 1 - 2 \exp\left(-\frac{1}{3}\delta^2 c_1 n q_l\right). \quad (22)$$

Next, let i such that $\xi_i \in A_l$, and $I_{l'} = [c_1(1-\delta)n q_{l'}, c_2(1+\delta)n q_{l'}]$ for all $l' \in [K]$. Then

$$\begin{aligned}
& \mathbb{P}\left((1-\delta)^2 n \rho \left[\sum_{l'=1}^K c_1 q_l \tilde{Q}_{l,l'}\right] \leq N_i \leq (1+\delta)^2 n \rho \left[\sum_{l'=1}^K c_1 q_l \tilde{Q}_{l,l'}\right]\right) \\
& \geq \sum_{\substack{n_l^0 \in I_l, \\ l \in [K]}} \mathbb{P}\left((1-\delta) \rho \left[\sum_{l'=1}^K n_{l'}^0 \tilde{Q}_{l,l'}\right] \leq N_i \leq (1+\delta) \rho \left[\sum_{l'=1}^K n_{l'}^0 \tilde{Q}_{l,l'}\right] \mid n_{l'} = n_{l'}^0, \forall l' \in [K]\right) \\
& \quad \cdot \mathbb{P}(n_{l'} = n_{l'}^0, \forall l' \in [K]) \\
& \geq \sum_{\substack{n_l^0 \in I_l, \\ l \in [K]}} \mathbb{P}(n_{l'} = n_{l'}^0, \forall l' \in [K]) \cdot \left[1 - 2 \exp\left(-\frac{1}{3}\delta^2 \rho \left[\sum_{l'=1}^K n_{l'}^0 \tilde{Q}_{l,l'}\right]\right)\right] \\
& \geq \left[1 - 2 \exp\left(-\frac{c_1}{3}\delta^2 (1-\delta) \rho n \left[\min_{l \in [K]} \Delta_l\right]\right)\right] \left[1 - 2 \exp\left(-\frac{1}{3}\delta^2 c_1 n \left[\min_{l' \in [K]} q_{l'}\right] + \log K\right)\right],
\end{aligned}$$

and so by union bound

$$\begin{aligned} \mathbb{P} \left((1 - \delta)^2 n \rho \left[\sum_{l'=1}^K c_1 q_l \tilde{Q}_{l,l'} \right] \leq N_i \leq (1 + \delta)^2 n \rho \left[\sum_{l'=1}^K c_1 q_l \tilde{Q}_{l,l'} \right], \quad \forall i \in [n] \right) \\ \geq 1 - 2 \exp \left(-\frac{c_1}{3} \delta^2 (1 - \delta) \rho n \left[\min_{l \in [K]} \Delta_l \right] + \log n \right) \\ - 2 \exp \left(-\frac{1}{3} \delta^2 c_1 n \left[\min_{l' \in [K]} q_{l'} \right] + \log K + \log n \right). \end{aligned}$$

Therefore, with probability approaching one, we have that for $l \in [K]$ and i such that $\xi_i \in A_l$ then

$$\begin{aligned} \left| \frac{N_i}{c_1 n \rho} - \left[\sum_{l'=1}^K q_l \tilde{Q}_{l,l'} \right] \right| &\leq (2\delta_n + \delta_n^2) \left[\sum_{l'=1}^K q_l \tilde{Q}_{l,l'} \right] \\ &\leq (2\delta_n + \delta_n^2). \end{aligned}$$

□

A.4 Proof of Theorem 1

As in the proof Lemma 2 from [Zhang et al. \(2015\)](#) we obtain the following result.

Lemma 12. *Assume that $m \asymp n$, then there exists positive constants C_1 and C_2 such that with probability at least $1 - n^{-C_2}$ the event*

$$\frac{1}{n} \max_{i,j \in [n], i \neq j} |\langle A_{i,[m]}, A_{j,[m]} \rangle - \langle \theta_{i,[m]}^*, \theta_{j,[m]}^* \rangle| \leq C_1 \left(\frac{\log n}{n} \right)^{\frac{1}{2}}$$

holds.

As a consequence, we obtain Lemma ??.

Lemma 13. *Let \bar{d}_I be a distance between $i, i' \in [n] \setminus [m]$ defined as*

$$\bar{d}_I(i, i') = \max_{k \in [m]} \sqrt{\int_0^1 [f_0(\xi_i, t) - f_0(\xi_{i'}, t)] f_0(\xi_k, t) dt}.$$

Then there exist positive constants $c_1, c_2 > 0$ such that for large enough n with probability at least $1 - n^{-c_2}$ we have that

$$\left| \bar{d}_I(i, i') - \hat{d}_I(i, i') \right| \leq c_1 \left(\frac{\log n}{n} \right)^{1/4} \quad \forall i, i' \in [n] \setminus [m].$$

Proof. We notice that

$$\begin{aligned} \left| \bar{d}_I(i, i') - \hat{d}_I(i, i') \right|^2 &\leq \left| \bar{d}_I(i, i')^2 - \hat{d}_I(i, i')^2 \right| \\ &\leq \left| \max_{k \in [m]} \int_0^1 [f_0(\xi_i, t) - f_0(\xi_{i'}, t)] f_0(\xi_k, t) dt \right| - \\ &\quad \left| \max_{k \in [m]} \frac{1}{m} |\langle \theta_{i,[m]}^*, \theta_{k,[m]}^* \rangle - \langle \theta_{i',[m]}^*, \theta_{k,[m]}^* \rangle| \right| \\ &\leq \max_{k \in [m]} \left| \int_0^1 [f_0(\xi_i, t) - f_0(\xi_{i'}, t)] f_0(\xi_k, t) dt - \right. \\ &\quad \left. \frac{1}{m} \langle \theta_{i,[m]}^*, \theta_{k,[m]}^* \rangle - \langle \theta_{i',[m]}^*, \theta_{k,[m]}^* \rangle \right| \end{aligned}$$

the claim follows by using Theorem 3 to bound

$$\left| \int_0^1 [f_0(\xi_i, t) - f_0(\xi_{i'}, t)] f_0(\xi_k, t) dt - \frac{1}{m} \langle \theta_{i,[m]}^*, \theta_{k,[m]}^* \rangle - \langle \theta_{i',[m]}^*, \theta_{k,[m]}^* \rangle \right|$$

for any $i, i' \in [n] \setminus [m]$, $k \in [m]$, which we can do by conditioning on $\xi_i, \xi_{i'}$ and ξ_k allowing us to obtain a uniform bound. \square

Theorem 14. *Let us suppose that Assumptions 1-2 hold. Then, we extend θ^* to be in $\mathbb{R}^{n \times n}$, by setting $\theta_{*j,i}^* = \theta_{i,j}^*$ for all $i < j$ with $i, j \in [n] \setminus [m]$. Moreover, we set $\theta_{i,i}^* = 0$ for all $i \in [n] \setminus [m]$. Let $\hat{\tau}$ be constructed as in Section 2.2 by setting $d := \hat{d}_I$. Then,*

$$\frac{1}{n^2} \sum_{i=1}^{n-m-1} \sum_{j=m+1}^n |\theta_{\hat{\tau}(i),j}^* - \theta_{\hat{\tau}(i+1),j}^*| = O_{\mathbb{P}} \left(\frac{\log^{\frac{(1+\alpha)}{2}} n}{n^{\frac{\alpha}{2}}} \right).$$

Proof. We first notice that by Theorem 3 we have that with probability approaching one

$$\max_{i,i' \in [n] \setminus [m]} \left| \frac{1}{n-m} \sum_{j=m+1}^{n-1} |\theta_{i,j}^* - \theta_{i',j}^*| - \int_0^1 |f_0(\xi_{i'}, t) - f_0(\xi_i, t)| dt \right| \leq C_1 \left(\frac{\log n}{n} \right)^{1/2}, \quad (23)$$

for some positive constant $C_1 > 0$ (we can attain this by first conditioning on ξ).

On the other hand, with high probability, for any $i \in [n] \setminus [m]$ we have that by Assumption 1 there exists $k_i \in [m]$ such that

$$\left| \int_0^1 (f_0(\xi_{i'}, t) - f_0(\xi_i, t)) f_0(\xi_i, t) dt \right| - \left| \int_0^1 (f_0(\xi_{i'}, t) - f_0(\xi_i, t)) f_0(\xi_{k_i}, t) dt \right| \leq 2 \|f_0\|_{\infty} c_1 \left(\frac{\log n}{n} \right)^{\alpha} \quad (24)$$

Next, for any $i, i' \in [n] \setminus [m]$ we have that

$$\begin{aligned} \int_0^1 |f_0(\xi_{i'}, t) - f_0(\xi_i, t)| dt &\leq \left[\int_0^1 |f_0(\xi_{i'}, t) - f_0(\xi_i, t)|^2 dt \right]^{1/2} \\ &= \left[\int_0^1 (f_0(\xi_{i'}, t) - f_0(\xi_i, t)) f_0(\xi_{i'}, t) dt + \int_0^1 (f_0(\xi_{i'}, t) - f_0(\xi_i, t)) f_0(\xi_i, t) dt \right]^{1/2} \\ &\leq \left| \int_0^1 (f_0(\xi_{i'}, t) - f_0(\xi_i, t)) f_0(\xi_{i'}, t) dt \right|^{1/2} + \left| \int_0^1 (f_0(\xi_{i'}, t) - f_0(\xi_i, t)) f_0(\xi_i, t) dt \right|^{1/2} \\ &\leq 2 \left[\bar{d}_I(i, i')^2 + 2 \|f_0\|_{\infty} c_1 \left(\frac{\log n}{n} \right)^{\alpha} \right]^{1/2} \\ &\leq 2 \bar{d}_I(i, i') + 2 \sqrt{2 \|f_0\|_{\infty} c_1} \left(\frac{\log n}{n} \right)^{\alpha/2}. \end{aligned} \quad (25)$$

Therefore, combining (23), (24) and (25) we obtain that with probability approaching 1

$$\begin{aligned}
\frac{1}{n} \sum_{i=1}^{n-m-1} \sum_{j=m+1}^n |\theta_{\hat{\tau}(i),j}^* - \theta_{\hat{\tau}(i+1),j}^*| &\leq \sum_{i=1}^{n-m-1} \left[\int_0^1 |f_0(\xi_{\hat{\tau}(i)}, t) - f_0(\xi_{\hat{\tau}(i+1)}, t)| dt + C_1 \left(\frac{\log n}{n} \right)^{1/2} \right] \\
&\leq \sum_{i=1}^{n-m-1} \left[2\bar{d}_I(\hat{\tau}(i), \hat{\tau}(i+1)) + 2\sqrt{2\|f_0\|_\infty c_1} \left(\frac{\log n}{n} \right)^{\alpha/2} \right] \\
&\quad + C_1 (n \log n)^{1/2} \\
&\leq 2 \sum_{i=1}^{n-m-1} \left[\hat{d}_I(\hat{\tau}(i), \hat{\tau}(i+1)) + c_1 \left(\frac{\log n}{n} \right)^{1/4} \right] \\
&\quad + C_1 (n \log n)^{1/2} + 2\sqrt{2\|f_0\|_\infty c_1} n^{1-\alpha/2} \log^{\alpha/2} n \\
&\leq 2 \left(1 + \frac{\log_2 n}{2} \right) \sum_{i=1}^{n-m-1} \hat{d}_I(\tau^*(i), \tau^*(i+1)) + C_1 (n \log n)^{1/2} \\
&\quad + 2c_1 n^{3/4} \log^{1/4} n + 2\sqrt{2\|f_0\|_\infty c_1} n^{1-\alpha/2} \log^{\alpha/2} n
\end{aligned} \tag{26}$$

where the third inequality follows from Lemma 13 and the last one from Theorem 1 in Rosenkrantz et al. (1977b). Next we proceed to bound the last term in the previous inequality. To that end we notice that by Lemma 13 we have that with probability approaching one for all $i \in [n - m - 1]$ it holds that

$$\begin{aligned}
\hat{d}_I(\tau^*(i), \tau^*(i+1)) &\leq \max_{k \in [m]} \sqrt{\left| \int_0^1 [f_0(\xi_{\tau^*(i)}, t) - f_0(\xi_{\tau^*(i+1)}, t)] f_0(\xi_k, t) dt \right|} + \kappa_1 \left(\frac{\log n}{n} \right)^{1/4} \\
&\leq \sqrt{\int_0^1 |f_0(\xi_{\tau^*(i)}, t) - f_0(\xi_{\tau^*(i+1)}, t)| dt} + \kappa_1 \left(\frac{\log n}{n} \right)^{1/4},
\end{aligned}$$

for some positive constant κ_1 . Therefore, combining with (26)

$$\begin{aligned}
\frac{1}{n} \sum_{i=1}^{n-m-1} \sum_{j=m+1}^n |\theta_{\hat{\tau}(i),j}^* - \theta_{\hat{\tau}(i+1),j}^*| &\leq 2 \left(1 + \frac{\log_2 n}{2} \right) \sum_{i=1}^{n-m-1} \sqrt{\int_0^1 |f_0(\xi_{\tau^*(i)}, t) - f_0(\xi_{\tau^*(i+1)}, t)| dt} \\
&\quad + (2c_1 \kappa_1 + C_1) n^{3/4} \log^{1/4} n + 2\sqrt{2\|f_0\|_\infty c_1} n^{1-\alpha/2} \log^{\alpha/2} n \\
&\leq 2 \left(1 + \frac{\log_2 n}{2} \right) \sqrt{n} \left(\sum_{i=1}^{n-m-1} \int_0^1 |f_0(\xi_{\tau^*(i)}, t) - f_0(\xi_{\tau^*(i+1)}, t)| dt \right)^{1/2} \\
&\quad + (2c_1 \kappa_1 + C_1) n^{3/4} \log^{1/4} n + 2\sqrt{2\|f_0\|_\infty c_1} n^{1-\alpha/2} \log^{\alpha/2} n
\end{aligned}$$

with probability approaching 1. The conclusion follows from Assumption 2. \square

Proof of Theorem 1 : This follows combining Theorem 14 with Lemma 5.

A.5 Proof of Theorem ??

Remark 1. With the notation from Assumption ??, we write $\mathcal{C}_l = \{i \in [n] : \xi_i \in A_l\}$ and $n_l = |\mathcal{C}_l|$ for $l \in [K]$. Then, we observe that for $i \in \mathcal{C}_l$ and $i' \in \mathcal{C}_{l'}$ the metric \hat{d}_I satisfies

$$d_I(l, l') =: d_I(i, i') = \max_{k \in [m]} \sqrt{\frac{1}{n} \left| \sum_{j \in [m]} (\theta_{i,j}^* - \theta_{i',j}^*) \theta_{k,j}^* \right|} = \max_{k \in [K]} \sqrt{\left| \sum_{s=1}^K [Q_{l,s} - Q_{l',s}] Q_{k,s} \frac{n_s}{n} \right|}$$

where the second equality holds provided that $\mathcal{C}_l \cap [m] \neq \emptyset$ for all $l \in [K]$. And so in that case

$$d_I(l, l') \geq \frac{1}{\sqrt{2}} \sqrt{\sum_{s=1}^K \frac{n_s}{n} (Q_{l,s} - Q_{l',s})^2}.$$

Theorem ??

Proof. We use the notation $l(i) \in [K]$ if $\xi_i \in A_{l(i)}$. Next, we notice that if $l(i) = l(i')$ we have that $d_I(i, i') = 0$, and so by Lemma ??

$$\hat{d}_I(i, i') \leq \sqrt{2C_1} \left(\frac{\log n}{n} \right)^{\frac{1}{4}}.$$

On the other hand if $l(i) \neq l(i')$ we have that

$$\hat{d}_I(i, i') \geq d_I(i, i') - \sqrt{2C_1} \left(\frac{\log n}{n} \right)^{\frac{1}{4}} > \sqrt{2C_1} \left(\frac{\log n}{n} \right)^{\frac{1}{4}}$$

with probability approaching 1 which follows from Lemma ?? and Assumption ?. As a result, for large enough n , the permutation $\hat{\tau}$ satisfies with probability approaching 1 that there exists $1 \leq i_1 < \dots < i_{K-1} \leq n - m$ such that

$$\begin{aligned} \hat{\tau}(s) &= \hat{\tau}(s'), \quad \forall s, s' \leq i_1, \quad \hat{\tau}(s) = \hat{\tau}(s'), \quad \forall i_r < s \leq s' \leq i_{r+1}, \quad \text{with } r \in [K-2], \\ \text{and } \hat{\tau}(s) &= \hat{\tau}(s'), \quad \forall s, s' > i_{K-1}. \end{aligned}$$

Therefore,

$$\begin{aligned} \frac{1}{n^2} \sum_{i=1}^{n-m-1} \sum_{j=m+1}^n |\theta_{\hat{\tau}(i),j}^* - \theta_{\hat{\tau}(i+1),j}^*| &= \frac{1}{n^2} \sum_{j=m+1}^n \sum_{l=1}^{K-1} |\theta_{\hat{\tau}(i_l),j}^* - \theta_{\hat{\tau}(i_{l+1}),j}^*| \\ &\leq \frac{1}{n^2} [2nK \|\theta^*\|_\infty] \\ &\leq \frac{2K}{n}. \end{aligned}$$

□

References

- Lada A Adamic and Natalie Glance. The political blogosphere and the 2004 us election: divided they blog. In *Proceedings of the 3rd international workshop on Link discovery*, pages 36–43. ACM, 2005.
- Edo M Airolidi, Thiago B Costa, and Stanley H Chan. Stochastic blockmodel approximation of a graphon: Theory and consistent estimation. In *Advances in Neural Information Processing Systems*, pages 692–700, 2013.
- Álvaro Barbero and Suvrit Sra. Modular proximal optimization for multidimensional total-variation regularization. *arXiv preprint arXiv:1411.0589*, 2014.
- Mandell Bellmore and George L Nemhauser. The traveling salesman problem: a survey. *Operations Research*, 16(3):538–558, 1968.
- Peter J Bickel and Aiyou Chen. A nonparametric view of network models and newman–girvan and other modularities. *Proceedings of the National Academy of Sciences*, 106(50):21068–21073, 2009.
- Stéphane Boucheron, Gábor Lugosi, and Pascal Massart. *Concentration inequalities: A nonasymptotic theory of independence*. Oxford university press, 2013.
- Gareth Butland, José Manuel Peregrín-Alvarez, Joyce Li, Wehong Yang, Xiaochun Yang, Veronica Candien, Andrei Starostine, Dawn Richards, Bryan Beattie, Nevan Krogan, et al. Interaction network containing conserved and essential protein complexes in escherichia coli. *Nature*, 433(7025):531, 2005.
- Stanley Chan and Edoardo Airolidi. A consistent histogram estimator for exchangeable graph models. In *International Conference on Machine Learning*, pages 208–216, 2014.
- Sourav Chatterjee et al. Matrix estimation by universal singular value thresholding. *The Annals of Statistics*, 43(1):177–214, 2015.
- James A Clarkson and C Raymond Adams. On definitions of bounded variation for functions of two variables. *Transactions of the American Mathematical Society*, 35(4):824–854, 1933.
- Chao Gao and Zongming Ma. Minimax rates in network analysis: Graphon estimation, community detection and hypothesis testing. *arXiv preprint arXiv:1811.06055*, 2018.
- Chao Gao, Yu Lu, Harrison H Zhou, et al. Rate-optimal graphon estimation. *The Annals of Statistics*, 43(6):2624–2652, 2015.
- Chao Gao, Yu Lu, Zongming Ma, and Harrison H Zhou. Optimal estimation and completion of matrices with biclustering structures. *Journal of Machine Learning Research*, 17(161):1–29, 2016.
- Olivier Guédon and Roman Vershynin. Community detection in sparse networks via grothendiecks inequality. *Probability Theory and Related Fields*, 165(3-4):1025–1049, 2016.
- Wassily Hoeffding. Probability inequalities for sums of bounded random variables. *Journal of the American statistical association*, 58(301):13–30, 1963.
- Jan-Christian Hutter and Philippe Rigollet. Optimal rates for total variation denoising. *Annual Conference on Learning Theory*, 29:1115–1146, 2016.
- Olga Klopp and Nicolas Verzelen. Optimal graphon estimation in cut distance. *arXiv preprint arXiv:1703.05101*, 2017.
- Enno Mammen and Sara van de Geer. Locally apadtive regression splines. *Annals of Statistics*, 25(1):387–413, 1997.
- Oscar Hernan Madrid Padilla, James G Scott, James Sharpnack, and Ryan J Tibshirani. The dfs fused lasso: Linear-time denoising over general graphs. *arXiv preprint arXiv:1608.03384*, 2016.
- Karl Rohe, Sourav Chatterjee, and Bin Yu. Spectral clustering and the high-dimensional stochastic blockmodel. *The Annals of Statistics*, pages 1878–1915, 2011.
- Daniel J Rosenkrantz, Richard E Stearns, and Philip M Lewis, II. An analysis of several heuristics for the traveling salesman problem. *SIAM journal on computing*, 6(3):563–581, 1977a.
- Jens G Rosenkrantz, Joseph A Cox, Frederic N Silverman, and Lester W Martin. Intussusception in the 1970s: indications for operation. *Journal of pediatric surgery*, 12(3):367–373, 1977b.

- Leonid Rudin, Stanley Osher, and Emad Fatemi. Nonlinear total variation based noise removal algorithms. *Physica D: Nonlinear Phenomena*, 60(1):259–268, 1992.
- Veeranjaneyulu Sadhanala, Yu-Xiang Wang, and Ryan J. Tibshirani. Total variation classes beyond 1d: Minimax rates, and the limitations of linear smoothers. *To appear, Neural Information Processing Systems*, 2016.
- Dogyoon Song, Christina E Lee, Yihua Li, and Devavrat Shah. Blind regression: Nonparametric regression for latent variable models via collaborative filtering. In *Advances in Neural Information Processing Systems*, pages 2155–2163, 2016.
- Wesley Tansey and James Scott. A fast and flexible algorithm for the graph-fused lasso. *arXiv preprint arXiv:1505.06475*, 2015.
- Robert Tibshirani, Michael Saunders, Saharon Rosset, Ji Zhu, and Keith Knight. Sparsity and smoothness via the fused lasso. *Journal of the Royal Statistical Society: Series B*, 67(1):91–108, 2005.
- Ryan J. Tibshirani. Adaptive piecewise polynomial estimation via trend filtering. *The Annals of Statistics*, 42(1):285–323, 2014.
- Ryan J. Tibshirani and Jonathan Taylor. The solution path of the generalized lasso. *Annals of Statistics*, 39(3):1335–1371, 2011.
- Ulrike Von Luxburg, Agnes Radl, and Matthias Hein. Hitting and commute times in large graphs are often misleading. *arXiv preprint arXiv:1003.1266*, 2010.
- Yu-Xiang Wang, James Sharpnack, Alex Smola, and Ryan J Tibshirani. Trend filtering on graphs. *Journal of Machine Learning Research*, 17(105):1–41, 2016.
- Patrick J Wolfe and Sofia C Olhede. Nonparametric graphon estimation. *arXiv preprint arXiv:1309.5936*, 2013.
- Jiaming Xu. Rates of convergence of spectral methods for graphon estimation. *arXiv preprint arXiv:1709.03183*, 2017.
- Bowei Yan, Purnamrita Sarkar, and Xiuyuan Cheng. Provable estimation of the number of blocks in block models. In *International Conference on Artificial Intelligence and Statistics*, pages 1185–1194, 2018.
- Yuan Zhang, Elizaveta Levina, and Ji Zhu. Estimating network edge probabilities by neighborhood smoothing. *arXiv preprint arXiv:1509.08588*, 2015.