

SemStyle: Learning to Generate Stylised Image Captions using Unaligned Text

Alexander Mathews^{*†}, Lexing Xie^{*†}, Xuming He[‡]

Australian National University^{*}, Data to Decision CRC[†], ShanghaiTech University[‡]

alex.mathews@anu.edu.au, lexing.xie@anu.edu.au, hexm@shanghaitech.edu.cn

Abstract

Linguistic style is an essential part of written communication, with the power to affect both clarity and attractiveness. With recent advances in vision and language, we can start to tackle the problem of generating image captions that are both visually grounded and appropriately styled. Existing approaches either require styled training captions aligned to images or generate captions with low relevance. We develop a model that learns to generate visually relevant styled captions from a large corpus of styled text without aligned images. The core idea of this model, called *SemStyle*, is to separate semantics and style. One key component is a novel and concise semantic term representation generated using natural language processing techniques and frame semantics. In addition, we develop a unified language model that decodes sentences with diverse word choices and syntax for different styles. Evaluations, both automatic and manual, show captions from *SemStyle* preserve image semantics, are descriptive, and are style shifted. More broadly, this work provides possibilities to learn richer image descriptions from the plethora of linguistic data available on the web.

1. Introduction

An image can be described in different styles, for example, from a first-person or third-person perspective, with a positive or neutral sentiment, in a formal or informal voice. Style is an essential part of written communication that reflects personality [44], influences purchasing decisions [32] and fosters social interactions [10, 39]. The analysis of linguistic styles [10, 41] and generating natural language descriptions [57] are two fast developing topics in language understanding and computer vision, but an open challenge remains at their intersection: writing a visually relevant sentence in a given style. Incorporating style into image captions will help to communicate image content clearly, attractively, and in a way that is emotionally appropriate. For this work, we focus on writing one sentence to describe an image.

Style traditionally refers [44] to linguistic aspects other

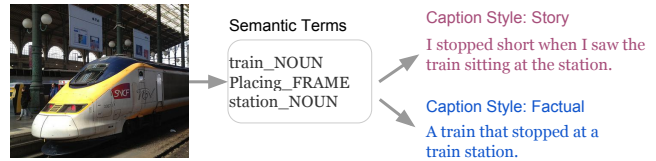


Figure 1. *SemStyle* distils an image into a set of semantic terms, which are then used to form captions of different styles.

than the message content. It can be defined in terms of a fixed set of attributes [41, 14] such as formality and complexity, or implicitly with a document collection from a single author [49] or genre [26]. The early works on stylistic image captioning model word changes [38], and transformation of word embeddings [15], but do not explicitly separate content and style. These works also require manually created, style specific, image caption datasets [38, 15], and are unable to use large collections of styled text that does not describe images. We aim to address three gaps in the current solutions. The first is human-like style transfer: using large amounts of unrelated text in a given style to compose styled image captions. This is in contrast to existing systems that require aligned images and styled text. The second is representing an image so that the semantics are preserved while allowing flexible word and syntax use. The third is ensuring stylistic text remains descriptive and relevant to the image.

We develop a model, dubbed *SemStyle*, for generating stylistically interesting and semantically relevant image captions by learning from a large corpus of stylised text without aligned images. Central to our approach is a separation of concerns regarding semantic relevance and style. We propose a novel semantic terms representation that is concise and promotes flexibility in word choice. This term representation consists of normalised words with part-of-speech tag, and verbs generalised using the lexical database FrameNet [5]. Further, we develop a *term generator* for obtaining a list of terms related to an image, and a *language generator* that decodes the ordered set of semantic terms into a stylised sentence. The *term generator* is trained on images and terms derived from factual captions. The *language generator* is trained on sentence collections and is conditioned to generate the desired style. As illustrated in

Figure 1, the *term generator* produces train_NOUN, Placing_FRAME, station_NOUN from the image, and the *language generator* produces sentences of different styles from this set of terms. Evaluated on both MSCOCO [8] and a corpus of romance novels [64], the SemStyle system produced distinctively styled captions in 58.8% of cases, while retaining visual semantics as judged by the SPICE metric [1]. Evaluated subjectively by the crowd, SemStyle achieved an average descriptiveness of 2.97 (out of 4, larger is more descriptive), which is competitive with a purely descriptive baseline at 2.95. Since this descriptive baseline is the basis of the *term generator* we can conclude that SemStyle retains the descriptive accuracy of the underlying semantic model. Moreover, 41.9% of captions from SemStyle were judged to be telling a story about the associated image. The main contributions of this paper are as follows:

- A concise semantic term representation for image and language semantics, implemented with a neural-network based *term generator*.
- A method that uses semantic terms to generate relevant captions with wording flexibility.
- A training strategy for learning to mimic sentence-level style using both styled and descriptive corpora.
- Competitive results in human and automatic evaluations with existing, and two novel, automated metrics for style. Dataset, models and evaluation results are released online ¹.

2. Related work

This work is closely related to recent work on recognising linguistic style, captioning images with additional information, and the new topic of generating stylistic captions.

The problem of identifying writing style to identify authors has received much interest. Many features have been proposed [49] to disentangle style and content including: lexical features [4, 3, 53], bag of functional words [3] and Internet slang terms [4]. Paraphrasing, and word choice are shown to be important indicators of style [62, 41]. In online communities, writing style is shown to be indicative of personality [47], vary across different online fora, and change throughout a discussion [42]. Synthesising text in a particular style is an emerging problem in natural language generation [16, 24], but the quality of results is limited by the size of parallel text collection in two different styles [20]. In other cases the semantic content is not controlled and so may not be relevant to the subject such as an image or movie [14]. In this work we address both problems with respect to stylised image captioning.

Current state-of-the-art image captioning models consist of a Convolutional Neural Network [30] (CNN) for object detection, and a Recurrent Neural Network [13, 19] (RNN) for caption generation [12, 23, 27, 36, 57, 31, 63, 43, 52].

These two components can be composed and learnt jointly through back-propagation. Training requires hundreds of thousands of aligned image-caption pairs, and the resulting captions reflect the purely descriptive style of the training data. Generalising image caption generators beyond the standard caption datasets (such as MSCOCO [8]) is thus of interest. Some captioning systems are designed to generalise to unseen objects [35, 2, 55]; Luong *et al.* [33] exploit other linguistic tasks via multi-task sequence learning; Venugopalan [56] show that additional text improves the grammar of video captions. While this work leverages the general idea of multi-task learning, our specific proposal for separating semantics and style is new, as is our model for generating stylistic text.

Neural-storyteller [26] generates styled captions by retrieving candidate factual captions [27], embedding them in a vector space [28], shifting the embeddings by the mean of the target style (e.g. romance novels) before finally decoding. The resulting captions are representative of the target style but only loosely related to the image. Our earlier SentiCap system [38] generates captions expressing positive or negative sentiment. Training employs a switching RNN to adapt a language decoder using a small number of training sentences. This approach needs an aligned dataset of image captions with sentiment, and word-level annotations to emphasize words carrying sentiment. The StyleNet system [15] uses a factored weight matrix to project word embeddings. Style is encoded in this factored representation while all other parameters are shared across different styles. This approach uses styled image-captions pairs for learning. To best of our knowledge, no stylistic image caption system exists that is grounded on images, adapts both word choice and syntactic elements, and is able to learn on large collections of text without paired images.

3. Our Approach

We propose a novel encoder-decoder model for generating semantically relevant styled captions. First this model maps the image into a semantic term representation via the *term generator*, then the *language generator* uses these terms to generate a caption in the target style. This is illustrated in Figure 2.

The lower left of Figure 2 describes the *term generator*, which takes an image as input, extracts features using a CNN (Convolutional Neural Network) and then generates an ordered term sequence summarising the image semantics. The upper right of Figure 2 describes the *language generator*, which takes the term sequence as input, encodes it with an RNN (Recurrent Neural Network) and then using an attention based RNN decodes it into natural language with a specific style. We design a two-stage learning strategy enabling us to learn the *term generator* network using only a standard image caption dataset, such as

¹<https://github.com/computationalmedia/semstyle>

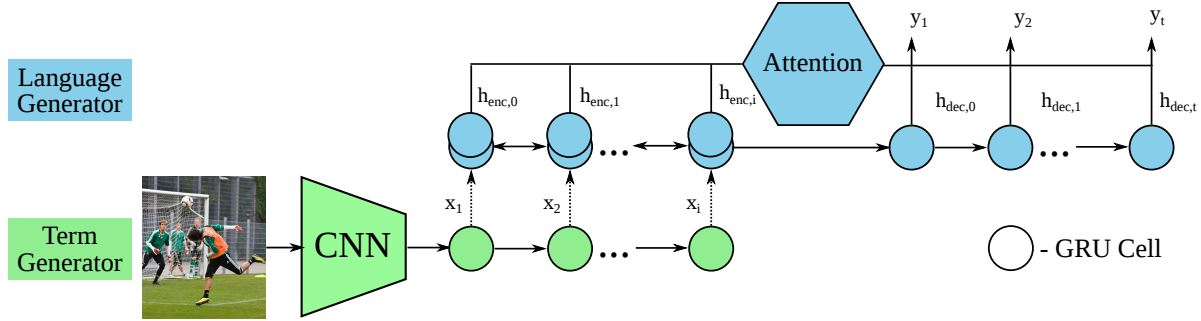


Figure 2. An overview of the *SemStyle* model. The *term generator* network (in green) is shown in the lower left. The *language generator* network is in the upper right (in blue).

MSCOCO [8], and learn the *language generator* network on styled text data, such as romantic novels. The remainder of this section introduces our semantic representation and encoder-decoder neural network, while the learning method is discussed in Section 4.

3.1. Semantic term representation

To generate image captions that are both semantically relevant and appropriately styled, our structured semantic representation should capture visual semantics and be independent of linguistic style. We would like all semantics to be represented in the image, while language constructs that are stylistic in nature can be freely chosen by the *language generator*. Our representation also needs to fully capture the semantics, to avoid teaching the *language generator* to invent semantics. Since we also wish to train the *language generator* without images, we need a representation that can be extracted from text alone. In Section 6, we show this semantic sequence preserves the majority of real-world image and text semantics.

Formally, given a sentence $\mathbf{w} = \{w_1, w_2, \dots, w_n\}$ with $w_i \in \mathcal{V}^{in}$, we define a set of rules mapping it to our ordered semantic terms $\mathbf{x} = \{x_1, x_2, \dots, x_M\}, x_i \in \mathcal{V}^{term}$. Our goal is to define a set of semantic terms and mapping rules broad enough to encompass the semantics of both images and stylistic texts, and yet specific enough to avoid encoding style. Inspired by computational stylistics we construct three sets of rules:

A. Filtering non-semantic words. Function words are known to encode style rather than semantics, and are often used in authorship identification models [3, 53, 4]. Here we remove function words in order to encode semantics and strip out style. From input sentence s , we filter English stopwords and a small list of additional terms, either informal e.g. “nah”, the result of tokenization e.g. “nt”, or numbers e.g. “one”, “two”. Using Parts Of Speech (POS) tags we further remove: punctuation, adverbs, adjectives, pronouns and conjunctions. This importance ordering of POS types is derived from a data-driven perplexity evaluation described in the appendix Section 8.4.6. Throughout this process we

preserve common collocations such as “hot dog” and “fire hydrant”. These collocations are from a pre-defined list, but automatic approaches [59] could also be used.

B. Lemmatization and tagging. Words from a sentence are converted to semantic terms to remove common surface variations. For most words we choose to lemmatize and concatenate with the POS tag, e.g. “rock” becomes “rock_NOUN”. Lemmatization allows terms to be used more freely by the *language generator*, enabling stylistic choices such as tense and active/passive voice. POS tags distinguish among different senses of the same word, for example the verb “rock” and the noun “rock” are disparate. We use the spaCy² natural language toolkit for lemmatization and POS tagging.

C. Verb abstraction. Verbs are replaced with a FrameNet [5] frame, preserving much of the semantics without enforcing a particular word choice. FrameNet is a lexical database of semantic frames, which are a conceptual structure for describing events, relations, or objects along with their participants. For example, *sitting*, *laying*, *parking* all map to the *Placing* semantic frame. Table 1 contains five commonly used verb frames. We use the semantic role labelling tool SEMAFOR [29] to annotate frames. We then map these raw frames into a reduced frame vocabulary, consisting of frames occurring over 200 times in the MSCOCO training set. Out-of-vocabulary frames are mapped to an in-vocabulary ancestor via the FrameNet hierarchy. Failing this, the frame is filtered out. Intuitively, frames not occurring frequently in the MSCOCO set, and with no frequent ancestors, are unlikely to be visually grounded – for example the frame *Certainty*, with word lemmas *believe* and *trust*, is a frame with no obvious visual grounding.

The order of semantic terms is identical to the order in the original sentence. Results (Sec 6) show training with this ground truth ordering helps performance.

3.2. Generating semantic terms from images

We design a *term generator* network that maps an input image, denoted I , to an ordered sequences of seman-

²<https://github.com/explosion/spaCy/tree/v1.9.0>

Frame (count)	Common MSCOCO verbs
Placing (86,262)	sitting, parked, laying, hanging, leaning
Posture (45,150)	standing, lying, seated, kneeling, bends
Containing (32,040)	holding, holds, held, hold
Motion (22,378)	flying, going, swinging, fly, floating
Self motion (21,118)	walking, walks, walk, swimming

Table 1. The most common frames in the MSCOCO training set with frequency counts (in 596K training captions) and the most common verbs which instantiate them.

tic terms $\mathbf{x} = \{x_1, x_2, x_i, \dots, x_M\}, x_i \in \mathcal{V}^{term}$. This is achieved with a CNN+RNN structure inspired by Show and Tell [57], and illustrated in the lower left of Figure 2. The image feature is extracted from the second last layer of the Inception-v3 [51] CNN pre-trained on ImageNet [45]. It passes through a densely connected layer, and then is provided as input to an RNN with Gated Recurrent Unit (GRU) cells [9]. The term list \mathbf{x} is shorter than a full sentence, which speeds up training and alleviates the effect of forgetting long sequences.

At each time-step i , there are two inputs to the GRU cell. The first is the previous hidden state \mathbf{h}_{i-1} summarising the image I and term history x_1, \dots, x_{i-1} , the second is the embedding vector \mathbf{E}_{x_i} of the current term. A fully connected layer with softmax non-linearity takes the output \mathbf{h}_i and produces a categorical distribution for the next term in the sequence x_{i+1} . Argmax decoding can be used to recover the entire term sequence from the conditional probabilities:

$$x_{i+1} = \operatorname{argmax}_{j \in \mathcal{V}^{term}} P(x_{i+1} = j | I, x_i \dots x_1) \quad (1)$$

We set x_1 to be a beginning-of-sequence token and terminate when the sequence exceeds a maximum length or the end-of-sequence token is generated.

3.3. Generating styled descriptions

The *language generator*, shown in the upper right of Figure 2, maps from a list of semantic terms to a sentence with a specific style. For example, given the term list “*dog_NOUN*”, “*Self_motion_FRAME*”, “*grass_NOUN*”, a suitable target can be “*The dog bounded through the fresh grass.*”. Given the list of semantic terms \mathbf{x} , we generate an output caption $\mathbf{y} = \{y_1, y_2, y_t, \dots, y_L\}, y_t \in \mathcal{V}^{out}$ – where \mathcal{V}^{out} is the output word vocabulary. To do so, we learn an RNN sequence-to-sequence *language generator* network with attention over the input sequence, using styled text without corresponding paired images.

The encoder component for sequence \mathbf{x} consists of a Bidirectional RNN [46] with GRU cells and a learn-able term to vector embedding. The Bidirectional RNN is implemented as two independent RNNs running in opposite directions with shared term embeddings. Hidden outputs from the forward RNN $\mathbf{h}_{fwd,i}$ and the backward RNN $\mathbf{h}_{bak,i}$ are concatenated to form the hidden outputs of the

encoder $\mathbf{h}_{enc,i} = [\mathbf{h}_{fwd,i}, \mathbf{h}_{bak,i}]$. The last of these hidden outputs is used to initialise the hidden state of the decoder $\mathbf{h}_{dec,0} = \mathbf{h}_{enc,M}$. The decoder itself is a unidirectional RNN (only a single forwards RNN) with GRU cells, learnable word embeddings, attention layer, and a softmax output layer.

The attention layer connects selectively weighted encoder hidden states directly to decoder cells, using weightings defined by a learnt similarity (Equations 2 & 3). This avoids compressing the entire sequence into a single fixed length vector which improves performance in sequence-to-sequence modelling [61, 50, 34]. Attention vector $\mathbf{a}_t = (a_{t,1}, \dots, a_{t,i}, \dots, a_{t,M})$ quantifies the importance of the input term i to the current output time-step t . We compute the attention vector as a softmax over similarity \mathbf{v}_t with learnt weight matrix W^a , defined as:

$$\begin{aligned} v_{t,i} &= \mathbf{h}_{enc,i}^\top W^a \mathbf{h}_{dec,t} \\ a_{t,i} &= \exp(v_{t,i}) / \sum_{j=1}^M \exp(v_{t,j}) \end{aligned} \quad (2)$$

Using the attention we compute a context vector that summarises the important hidden outputs of the encoder for the current decoder time step. The context vector at step t is defined as a weighted sum of the hidden outputs:

$$\mathbf{c}_t = \sum_{i=1}^M a_{t,i} \mathbf{h}_{enc,i} \quad (3)$$

To produce the output distribution we concatenate the context vector \mathbf{c}_t with the hidden output of the decoder component $\mathbf{h}_{dec,t}$, and apply a fully connected layer with softmax non-linearity:

$$\begin{aligned} \mathbf{h}_{out,t} &= W^{out}[\mathbf{c}_t, \mathbf{h}_{dec,t}] + \mathbf{b}^{out} \\ p(y_t = k | \mathbf{x}) &= \exp(h_{out,t,k}) / \sum_{j=1}^{|\mathcal{V}^{out}|} \exp(h_{out,t,j}) \end{aligned} \quad (4)$$

Here $|\mathcal{V}^{out}|$ denotes the output vocabulary size, $[\mathbf{c}_t, \mathbf{h}_{dec,t}]$ denotes vector concatenation, $W^{out}, \mathbf{b}^{out}$ are both learnt parameter of the output layer, and t is an index to the current element of the decoded sequence.

4. Learning with Unpaired Styled Texts

The SemStyle network learns on existing image caption datasets with only factual descriptions, plus a large set of styled texts without aligned images. To achieve this, we develop a two-stage training strategy for the *term generator* and *language generator*.

4.1. Training the term generator

We train the *term generator* network on an image caption dataset with factual descriptions, such as MSCOCO.

The ground truth semantic sequence for each image is constructed from the corresponding ground truth descriptive captions by following the steps in Section 3.1.

For each image, the loss function is the mean categorical cross entropy over semantic terms in the sequence:

$$\mathcal{L} = -\frac{1}{M} \sum_{i=1}^M \log p(x_i = \hat{x}_i | I, \hat{x}_{i-1} \dots \hat{x}_1) \quad (5)$$

Here \hat{x} denotes ground truth terms. At training time the input terms $\hat{x}_{i-1} \dots \hat{x}_1$ are ground truth – this is the common teacher forcing technique [60]. We found that schedule sampling [6] – where sampled outputs are fed as inputs during training – did not improve performance, despite recent work on longer sequences achieving small gains [58].

4.2. Training the language generator

The *language generator* described in Section 3.3 takes a semantic term sequence \mathbf{x} as input and generates a sentence \mathbf{y} in the desired style. To create training data we take a training sentence \mathbf{y} and map it to a semantic sequence \mathbf{x} according to the steps in Section 3.1. The loss function is categorical cross entropy.

We train the *language generator* with both styled and descriptive sentences. This produces a richer language model able to use descriptive terms infrequent in styled sentences. Training only requires text, making it adaptable to many different datasets.

Concatenating both datasets leads to two possible output styles; however, we wish to specify the style. Our solution is to provide a *target-style term* during training and testing. Specifically, our *language generator* network is trained on both the descriptive captions and the styled text with a *target-style term*, indicating provenance, appended to each input sequence. As our encoder is bidirectional we expect it is not sensitive to term placement at the beginning or end of the sequence, while a term at every time step would increase model complexity. This technique has previously been used in sequence-to-sequence models for many-to-many translation [21]. In Section 6 we demonstrate that purely descriptive or styled captions can be generated from a single trained model by changing the *target-style term*.

5. Evaluation settings

Both the *term generator* and *language generator* use separate 512 dimensional GRUs and term or word embedding vectors. The *term generator* has a vocabulary of 10000 terms while the *language generator* has two vocabularies: one for encoder input another for the decoder – both vocabularies have 20000 entries to account for a broader scope. The number of intersecting terms between the *term generator* and the *language generator* is 8266 with both datasets, and 6736 without. Image embeddings come from the second last layer of the Inception-v3 CNN [51] and are 2048 dimensional.

Learning uses mini-batch stochastic gradient descent method ADAM [25] with learning rate 0.001. We clip gradients to $[-5, 5]$ and apply dropout to image and sentence embeddings. The mini-batch size is 128 for both the *term generator* and the *language generator*. For the *language generator* each mini-batch is composed of 64 styled sentences and 64 image captions. To achieve this one-to-one ratio we randomly down-sample the larger of the two datasets at the start of each epoch.

At test time both the *term generator* and the *language generator* use greedy decoding: the most likely word is chosen as input for the next time step. The code and trained models are released online ¹.

5.1. Datasets

Descriptive image captions come from the MSCOCO dataset [8] of 82783 training images and 40504 validation images, with 5 descriptive captions each. It is common practice [57] to merge a large portion of this validation set into the training set to improve captioning performance. We reserve 4000 images in the validation set as a test set, the rest we merged into training set. The resulting training set has 119287 images and 596435 captions.

The styled text consists of 1567 romance novels from bookcorpus [64] – comprising 596MB of text and 9.3 million sentences. We filter out sentences with less than 10 characters, less than 4 words, or more than 20 words. We further filter sentences not containing any of the 300 most frequent non stop-words from the MSCOCO dataset – leaving 2.5 million sentences that are more likely to be relevant for captioning images. Our stop-word list is from NLTK [7] and comparisons are on stemmed words. For faster training and to balance the styled and descriptive datasets we further down-sample to 578,717 sentences, with preference given to sentences containing the most frequent MSCOCO words. We remove all but the most basic punctuation (commas, full stops and apostrophes), convert to lower-case, tokenise and replace numbers with a special token.

The StyleNet [15] test set was not released publicly at the time of writing, so we could not use it for comparisons.

5.2. Compared approaches

We evaluate 6 state-of-the-art baselines and 7 variants of *SemStyle* – extended details are in the appendix Section 8.1.

CNN+RNN-coco is based on the descriptive Show+Tell model [57]. **TermRetrieval** uses the *term generator* to generate a list of words, which are then used to retrieve sentences from the styled text corpus. **StyleNet** generates styled captions, while **StyleNet-coco** generates descriptive captions. Both are a re-implementation of the Gan *et al.* [15] model with minor modifications to ensure convergence on our dataset. **neural-storyteller** is a model trained on romance text (from the same source as ours) and re-

leased by Kiros [26]. **JointEmbedding** maps images and sentences to a continuous multi-modal vector space [27], and uses a separate decoder, trained on the romance text, to decode from this space.

SemStyle is our full model. **SemStyle-unordered** is a variant of *SemStyle* with a randomised semantic term ordering; **SemStyle-words** is a variant where the semantic terms are raw words – they are not POS tagged, lemmatized or mapped to FrameNet frames; **SemStyle-lempos** is a variant where the semantic terms are lemmatized and POS tagged, but verbs are not mapped to FrameNet frames; **SemStyle-romonly** is *SemStyle* with the language generator trained only on the romantic novel dataset. **SemStyle-cocoonly** is *SemStyle* trained only on the MSCOCO dataset. **SemStyle-coco** is *SemStyle* trained on both datasets but with a MSCOCO *target-style term* used at test time to indicate descriptive captions should be generated.

5.3. Evaluation metrics

Automatic relevance metrics.

Widely-used captioning metrics such as BLEU [40], METEOR [11] and CIDEr [54] are based on n-gram overlap. They are less relevant to stylised captioning since the goal is to change wording while preserving semantics. We include them for descriptive captions (Table 2); results for stylised captions are in the supplement [37]. The SPICE [1] metric computes an f-score over semantic tuples extracted from MSCOCO reference sentences [8]. This is less dependent on exact n-gram overlap, and is strongly correlated with human judgements of descriptiveness. In the following we interchangeably use the terms descriptiveness and relevance.

Automatic style metrics. To the best of our knowledge, there are no well-recognised measures for style adherence. We propose three metrics, the first two use a language model in the target style, the second is a high-accuracy style classifier. LM is our first language model metric, it is the average perplexity in bits per word under a 4-gram model [18] built on the romance novels. Lower scores indicate stronger style. The GRULM metric is the bits per word under a GRU language model, with the structure of the *language generator* decoder without attention. The Classifier Fraction (CLF) metric, is the fraction of generated captions classified as styled by a binary classifier. This classifier is logistic regression with 1,2-gram occurrence features trained on styled sentences and MSCOCO training captions. Its cross-validation precision is 0.992 at a recall of 0.991. We have released all three models ¹.

Human evaluations of relevance and style.

Automatic evaluation does not give a full picture of a captioning systems performance [8]; human evaluation can help us to better understand its strengths and weaknesses, with the end user in mind. We evaluate each image-caption

pair with two crowd-sourced tasks on the CrowdFlower³ platform. The first measures how descriptive a caption is to an image on a four point scale – from unrelated (1) to clear and accurate (4). The second task evaluates the degree of style transfer. We ask the evaluator to choose among three mutually exclusive options – that the caption: is likely to be part of a story related to the image (*story*), is from someone trying to describe the image to you (*desc*), or is completely unrelated to the image (*unrelated*). Note that most sentences in a romance novel are not identifiably romantic once taken out of context. Being part of a story is an identifiable property for a single sentence. We choose this over shareability, as used by Gan *et al.* [15], since being part of a story more concisely captures the literary quality of the styled text. We separate the descriptiveness and story aspects of human evaluation, after pilot runs found that the answer to descriptiveness interferes with the judgement about being part of a story. Using each method we caption the same 300 random test images, and evaluate each with 3 workers – a total of 900 judgements per method. More details on the crowd-sourced evaluation, including a complete list of questions and guideline text, can be found in the appendix Section 8.3.

6. Results

Table 2 summarizes measurements of content relevance against factual (MSCOCO) captions. Table 3 and Figure 3 report automatic and human evaluations on caption style learned from romance novels.

Evaluating relevance. *SemStyle-coco* generates descriptive captions because the descriptive *target-style term* is used. It achieves semantic relevance scores comparable to the *CNN+RNN-coco*, with a SPICE of 0.157 vs 0.154, and BLEU-4 of 0.238 for both. This demonstrates that using semantic terms is a competitive way to distil image semantics, and that the *term generator* and *language generator* constitute an effective vision-to-language pipeline. Moreover, *SemStyle* can be configured to generate different caption styles just by changing the *target-style term* at test time – the complement of the CLF metric shows *SemStyle-coco* captions are classified as descriptive in 99.7% of cases.

Evaluating style. *SemStyle* succeeds in generating styled captions in 58.9% of cases, as judged by CLF, and receives a SPICE score of 0.144. The baselines *TermRetrieval*, *neural-storyteller* and *JointEmbedding* have significantly higher CLF scores, but much lower SPICE scores. *TermRetrieval* produces weakly descriptive sentences (SPICE of 0.088) because it is limited to reproducing the exact text of the styled dataset which yields lower recall for image semantics. Both *neural-storyteller* (SPICE 0.057), and *JointEmbedding* (SPICE 0.046), decode from a single embedding vector allowing less control over semantics than *SemStyle*.

³<https://www.crowdfLOWER.com>

Model	BLEU-1	BLEU-4	METEOR	CIDEr	SPICE	CLF	LM	GRULM
CNN+RNN-coco	0.667	0.238	0.224	0.772	0.154	0.001	6.591	6.270
StyleNet-coco	0.643	0.212	0.205	0.664	0.135	0.0	6.349	5.977
SemStyle-cocoonly	0.651	0.235	0.218	0.764	0.159	0.002	6.876	6.507
SemStyle-coco	0.653	0.238	0.219	0.769	0.157	0.003	6.905	6.691

Table 2. Evaluating caption relevance on the MSCOCO dataset. For metrics see Sec. 5.3, for approaches see Sec. 5.2.

Model	SPICE	CLF	LM	GRULM
StyleNet	0.010	0.415	7.487	6.830
TermRetrieval	0.088	0.945	3.758	4.438
neural-storyteller	0.057	0.983	5.349	5.342
JointEmbedding	0.046	0.99	3.978	3.790
SemStyle-unordered	0.134	0.501	5.560	5.201
SemStyle-words	0.146	0.407	5.208	5.096
SemStyle-lempos	0.148	0.533	5.240	5.090
SemStyle-romonly	0.138	0.770	4.853	4.699
SemStyle	0.144	0.589	4.937	4.759

Table 3. Evaluating styled captions with automated metrics. For *SPICE* and *CLF* larger is better, for *LM* and *GRULM* smaller is better. For metrics and baselines see Sec. 5.3 and Sec. 5.2.

This leads to weaker caption relevance. *StyleNet-coco* produces factual sentences with comparable BLEU and SPICE scores. However, *StyleNet* produces styled sentences less frequently (CLF 41.5%) and with significantly lower semantic relevance – SPICE of 0.010 compared to 0.144 for *SemStyle*. We observe that the original *StyleNet* dataset [15] mostly consists of factual captions re-written by adding or editing a few words. The romance novels in the book corpus, on the other hand, have very different linguistic patterns to COCO captions. We posit that the factored input weights in *StyleNet* work well for small edits, but have difficulty capturing richer and more drastic changes. For *SemStyle*, the semantic term space and a separate *language generator* make it amenable to larger stylistic changes.

Coverage of semantic terms. We find that most of the terms generated by the *term generator* are represented in the final caption by the *language generator*. Of the Non-FrameNet terms 94% are represented, while 96% of verb frames are represented. Evaluating the full *SemStyle* pipeline involves mapping generated and ground truth captions to our semantic term space and then calculating multi-reference precision (BLEU-1) and recall (ROUGE-1). *SemStyle* gets a higher precision 0.626 and recall 0.517 than all styled caption baselines, and is close to the best descriptive model *SemStyle-cocoonly* with precision 0.636 and recall 0.531. Full results are in the appendix Section 8.4.5.

Human evaluations are summarised in Figure 3, tabular results and statistical significance testing are in the appendix Section 8.4.3. Figure 3(a) shows image-caption relevance judged on a scale of 1 (unrelated) to 4 (clear and accurate). *StyleNet* was not included in the human evaluations since it scored significantly worse than others in the automatic metrics, especially SPICE and LM. *SemStyle* has a mean

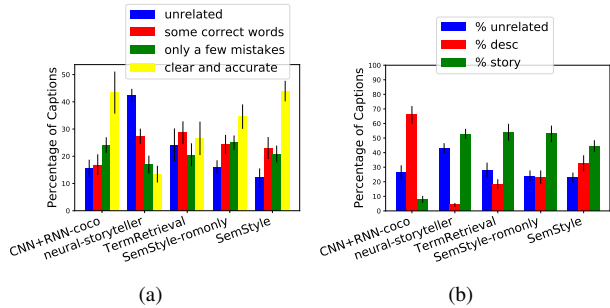


Figure 3. Human evaluations for *SemStyle* and selected baselines. (a) relevance measured on a four point scale, reported as percentage of generated captions at each level with 0.95 confidence interval error bars. (b) style conformity as a percentage of captions: unrelated to the image content, a basic description of the image, or part of a story relating to the image.

relevance of 2.97 while *CNN+RNN-coco* has 2.95. In addition, only 12.2% of *SemStyle* captions are judged as *unrelated*, the lowest among all approaches. *SemStyle* produces *clear and accurate* captions 43.8% of the time, while *CNN+RNN-coco* produces them 43.4% of the time – significantly higher than other approaches. As the CNN+RNN architecture is the basis of the *term generator*, this indicates our semantic term mapping and separate styled *language generator* do not reduce the relevance of the generated captions. *TermRetrieval* has mean relevance 2.50, and *neural-storyteller* 2.02 – both significantly lower than *SemStyle*. *neural-storyteller* generates a large fraction of completely unrelated captions (42.3%) while *TermRetrieval* avoids doing so (24.4%). *SemStyle-romonly* produces fewer clear and accurate captions than *SemStyle* (34.7% vs 43.8%), which demonstrates improved caption relevance when both training datasets are combined.

Figure 3(b) summarises crowd-worker choices among being *story-like*, *descriptive*, or *unrelated*. The two *SemStyle* variants have the lowest (< 25%) fraction of captions that are judged *unrelated*. *SemStyle* generates story like captions 41.9% of the time, which is far more frequently than the *CNN+RNN-coco* trained on MSCOCO at 6.2%. *neural-storyteller* produces captions that are judged as story like 52.6% of the time, but at the expense of 44.2% completely unrelated captions. *TermRetrieval* produces captions that are story like 55.5% of the time and unrelated only 26.0% of the time; however, as shown in Figure 3(a), the relevance to images is low.

We calculate the correlation between the three new style

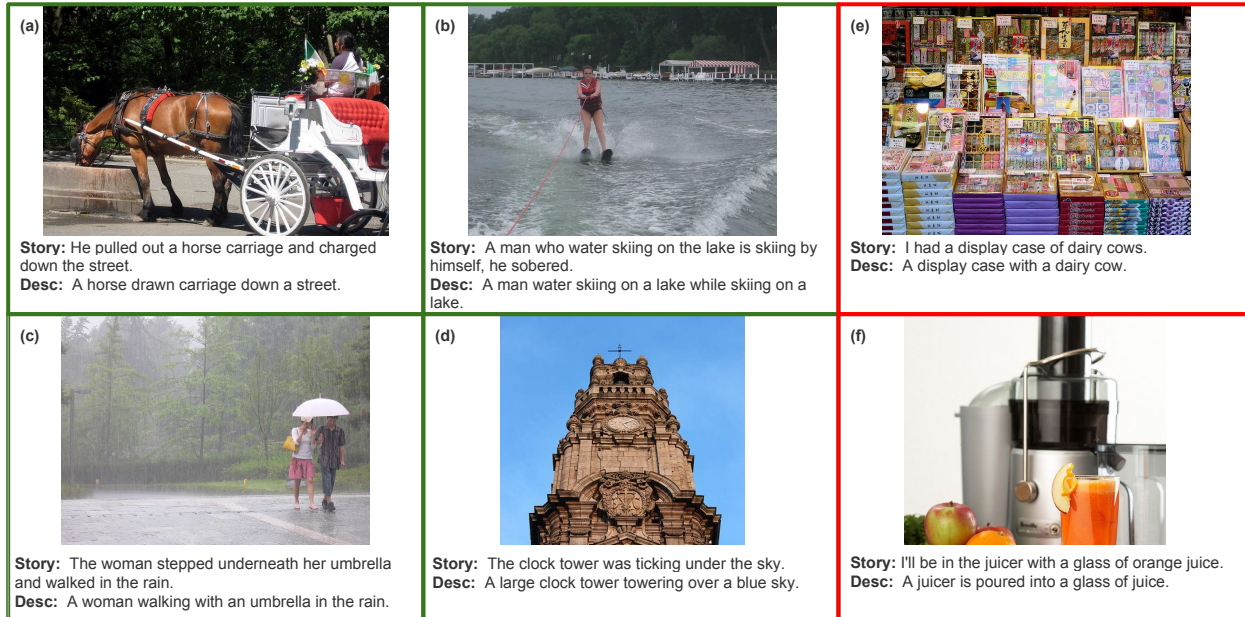


Figure 4. Example results, includes styled (**Story**) output from *SemStyle* and descriptive (**Desc**) output from *SemStyle-coco*. Four success cases are on the left (a,b,c,d), and two failures are on the right (e,f).

metrics (in Section 5.3) and human *story-like* judgements. Following the method of Anderson *et al.* [1], Kendall’s τ correlation co-efficient is: 0.434 for CLF, 0.150 for LM, and 0.091 for GRULM.

Evaluating modeling choices of SemStyle. The last 5 rows of Table 3 highlight trade-offs among variants of *SemStyle*. Randomly ordering the semantic terms during training and testing, *SemStyle-unordered*, leads to captions with less semantic relevance, shown by a SPICE of 0.134 compared to 0.144 for the full model. They also conform less to the target style with a CLF of 0.501 compared to 0.589.

Using a raw word term space *SemStyle-words* (without FrameNet, lemmatization or POS tags) gives similar semantic relevance, SPICE of 0.146 to the full models 0.144, but less styling with CLF at 0.407. Using verb lemmas rather than FrameNet terms as in *SemStyle-lempos*, has a similar effect, with a slight increase in SPICE to 0.148 and a decrease in style to a CLF of 0.533. This clearly demonstrates the three components FrameNet, lemmatization and POS tags all contribute to remove style from the intermediate representation, and thus lead to output in the target style.

Learning from both datasets improves caption relevance. If we only train on the romantic novel corpus as in *SemStyle-romonly*, we find strong conformity to the target style (CLF 0.770) but less semantic relevance, SPICE 0.138. Without the joint training some semantics terms from the MSCOCO dataset are never seen by the language generator at training time – meaning their semantic content is inaccessible at test time. Our joint training approach avoids these issues and allows style selection at test time.

Example captions. Figure 4 shows four success cases on

the left (a,b,c,d) and two failures on the right (e,f). The success cases are story-like, such as “The woman stepped underneath her umbrella and walked in the rain.” rather than “A woman walking with an umbrella in the rain.” They also tend to use more interesting verbs (due to FrameNet) – “He pulled out a horse carriage and **charged** down the street”. We note *SemStyle* examples use more past tense (c), definite articles (b,d), and first person view (e,f) – statistics are included in the appendix Section 8.4.4. The failures are caused by the *term generator* incorrectly identifying cows in the image (top row), or word use (“juicer”) by the *language generator* that is grammatically correct, but contradicts common-sense (bottom row).

7. Conclusion

We propose *SemStyle*, a method to learn visually grounded style generation from texts without paired images. We develop a novel semantic term representation to disentangle content and style in descriptions. This allows us to learn a mapping from an image to a sequence of semantic terms that preserves visual content, and a decoding scheme that generates a styled description. Future work includes learning from a richer set of styles, and developing a recognised set of automated and subjective metrics for styled captions.

Acknowledgments This work is supported, in part, by the Australian Research Council via project DP180101985. The Tesla K40 used for this research was donated by the NVIDIA Corporation. We thank S. Mishra, S. Toyer, A. Tran, S. Wu, and A. Beveridge for helpful suggestions.

References

- [1] P. Anderson, B. Fernando, M. Johnson, and S. Gould. SPICE : Semantic Propositional Image Caption Evaluation. *ECCV'16*, 1:382–398, 2016.
- [2] L. Anne Hendricks, S. Venugopalan, M. Rohrbach, R. Mooney, K. Saenko, and T. Darrell. Deep compositional captioning: Describing novel object categories without paired training data. In *Proceedings of the IEEE Conference on Computer Vision and Pattern Recognition*, pages 1–10, 2016.
- [3] S. Argamon and S. Levitan. Measuring the usefulness of function words for authorship attribution. In *Proc. of the ACH/ALLC*, pages 1–3, 2005.
- [4] S. Argamon, M. Šarić, and S. Stein. Style mining of electronic messages for multiple authorship discrimination: first results. *Knowledge discovery and data mining*, pages 475–480, 2003.
- [5] C. F. Baker, C. J. Fillmore, and J. B. Lowe. The Berkeley FrameNet Project. In *Proceedings of the 36th annual meeting on Association for Computational Linguistics -*, volume 1, page 86, Morristown, NJ, USA, 1998. Association for Computational Linguistics.
- [6] S. Bengio, O. Vinyals, N. Jaitly, and N. Shazeer. Scheduled Sampling for Sequence Prediction with Recurrent Neural Networks. *NIPS*, 2015.
- [7] S. Bird, E. Klein, and E. Loper. *Natural Language Processing with Python*, volume 43. 2009.
- [8] X. Chen, H. Fang, T.-Y. Lin, R. Vedantam, S. Gupta, P. Dollar, and C. L. Zitnick. Microsoft COCO captions: Data collection and evaluation server. *arXiv:1504.00325*, 2015.
- [9] K. Cho, B. van Merriënboer, C. Gulcehre, D. Bahdanau, F. Bougares, H. Schwenk, and Y. Bengio. Learning Phrase Representations using RNN Encoder-Decoder for Statistical Machine Translation. *Proceedings of the 2014 Conference on Empirical Methods in Natural Language Processing (EMNLP)*, pages 1724–1734, 2014.
- [10] C. Danescu-Niculescu-Mizil, M. Gamon, and S. Dumais. Mark my words!: linguistic style accommodation in social media. In *Proceedings of the 20th international conference on World wide web*, pages 745–754. ACM, 2011.
- [11] M. Denkowski and A. Lavie. Meteor Universal: Language Specific Translation Evaluation for Any Target Language. In *EACL 2014 Workshop on Statistical Machine Translation*, pages 376–380, 2014.
- [12] J. Donahue, L. A. Hendricks, S. Guadarrama, M. Rohrbach, S. Venugopalan, K. Saenko, and T. Darrell. Long-term recurrent convolutional networks for visual recognition and description. *CVPR*, jun 2015.
- [13] J. L. Elman. Finding structure in time. *Cognitive Science*, 14(2):179–211, 1990.
- [14] J. Fidler and Y. Goldberg. Controlling linguistic style aspects in neural language generation. In *EMNLP Workshop on Stylistic Variation*, pages 94–104, 2017.
- [15] C. Gan, Z. Gan, X. He, J. Gao, and L. Deng. StyleNet: Generating Attractive Visual Captions with Styles. *CVPR*, 2017.
- [16] M. Ghazvininejad, X. Shi, Y. Choi, and K. Knight. Generating Topical Poetry. *EMNLP*, pages 1183–1191, 2016.
- [17] K. He, X. Zhang, S. Ren, and J. Sun. Deep Residual Learning for Image Recognition. In *2016 IEEE Conference on Computer Vision and Pattern Recognition (CVPR)*, pages 770–778, 2016.
- [18] K. Heafield, I. Pouzyrevsky, J. H. Clark, and P. Koehn. Scalable Modified Kneser-Ney Language Model Estimation. *Proceedings of the 51st Annual Meeting of the Association for Computational Linguistics*, pages 690–696, 2013.
- [19] S. Hochreiter and J. Schmidhuber. Long short-term memory. *Neural computation*, 9(8):1735–1780, 1997.
- [20] H. Jhamtani, V. Gangal, E. Hovy, and E. Nyberg. Shakespeareizing modern language using copy-enriched sequence-to-sequence models. In *EMNLP Workshop on Stylistic Variation*, 2017.
- [21] M. Johnson, M. Schuster, Q. V. Le, M. Krikun, Y. Wu, Z. Chen, N. Thorat, F. Viégas, M. Wattenberg, G. Corrado, M. Hughes, and J. Dean. Google’s Multilingual Neural Machine Translation System: Enabling Zero-Shot Translation. *Transactions of the Association for Computational Linguistics*, 5:339–351, 2017.
- [22] K. S. Jones, S. Walker, and S. E. Robertson. A probabilistic model of information retrieval: development and comparative experiments. *Information Processing and Management: an International Journal*, 36(6):779–808, nov 2000.
- [23] A. Karpathy and L. Fei-Fei. Deep Visual-Semantic Alignments for Generating Image Descriptions. *CVPR*, 2015.
- [24] C. Kiddon, L. Zettlemoyer, and Y. Choi. Globally coherent text generation with neural checklist models. *EMNLP*, pages 329–339, 2016.
- [25] D. P. Kingma and J. L. Ba. ADAM: A Method For Stochastic Optimization. *ICLR'15*, 2015.
- [26] R. Kiros. neural-storyteller, 2015. <https://github.com/ryankiros/neural-storyteller>.
- [27] R. Kiros, R. Salakhutdinov, and R. Zemel. Unifying Visual-Semantic Embeddings with Multimodal Neural Language Models. *arXiv preprint arXiv:1411.2539*, pages 1–13, 2014.
- [28] R. Kiros, Y. Zhu, R. Salakhutdinov, R. S. Zemel, A. Torralba, R. Urtasun, and S. Fidler. Skip-Thought Vectors. *NIPS*, (786):1–9, 2015.
- [29] M. Kshirsagar, S. Thomson, N. Schneider, J. Carbonell, N. A. Smith, and C. Dyer. Frame-Semantic Role Labeling with Heterogeneous Annotations. *Proceedings of ACL*, pages 218–224, 2015.
- [30] Y. LeCun, L. Bottou, Y. Bengio, and P. Haffner. Gradient-based learning applied to document recognition. *Proceedings of the IEEE*, 86(11):2278–2323, 1998.
- [31] S. Liu, Z. Zhu, N. Ye, S. Guadarrama, and K. Murphy. Improved image captioning via policy gradient optimization of spider. 3, 2017.
- [32] S. Ludwig, K. De Ruyter, M. Friedman, E. C. Brügger, M. Wetzels, and G. Pfann. More than words: The influence of affective content and linguistic style matches in online reviews on conversion rates. *Journal of Marketing*, 77(1):87–103, 2013.
- [33] M.-T. Luong, Q. V. Le, I. Sutskever, O. Vinyals, and L. Kaiser. Multi-task Sequence to Sequence Learning. *ICLR*, 2016.

- [34] M.-t. Luong, H. Pham, and C. D. Manning. Effective Approaches to Attention-based Neural Machine Translation. *EMNLP'15*, 2015.
- [35] J. Mao, X. Wei, Y. Yang, J. Wang, Z. Huang, and A. L. Yuille. Learning like a child: Fast novel visual concept learning from sentence descriptions of images. In *Proceedings of the IEEE International Conference on Computer Vision*, pages 2533–2541, 2015.
- [36] J. Mao, W. Xu, Y. Yang, J. Wang, H. Huangzhi, and A. Yuille. Deep Captioning with Multimodal Recurrent Neural Networks (m-RNN). *ICLR'15*, 2015.
- [37] A. Mathews, L. Xie, and X. He. Supplemental Material – SemStyle: Learning to Generate Stylised Image Captions using Unaligned Text, 2018. <https://github.com/computationalmedia/semstyle/blob/master/doc/supplement.pdf>.
- [38] A. P. Mathews, L. Xie, and X. He. Senticap: Generating image descriptions with sentiments. In *Thirtieth AAAI Conference on Artificial Intelligence*, 2016.
- [39] K. G. Niederhoffer and J. W. Pennebaker. Linguistic style matching in social interaction. *Journal of Language and Social Psychology*, 21(4):337–360, 2002.
- [40] K. Papineni, S. Roukos, T. Ward, and W. Zhu. BLEU: a method for automatic evaluation of machine translation. *ACL'02*, pages 311–318, 2002.
- [41] E. Pavlick and A. Nenkova. Inducing lexical style properties for paraphrase and genre differentiation. In *HLT-NAACL*, pages 218–224, 2015.
- [42] E. Pavlick and J. Tetreault. An empirical analysis of formality in online communication. *Transactions of the Association for Computational Linguistics*, 4:61–74, 2016.
- [43] M. Pedersoli, T. Lucas, C. Schmid, and J. Verbeek. Areas of attention for image captioning. 2017.
- [44] J. W. Pennebaker and L. A. King. Linguistic styles: language use as an individual difference. *Journal of personality and social psychology*, 77(6):1296, 1999.
- [45] O. Russakovsky, J. Deng, H. Su, J. Krause, S. Satheesh, S. Ma, Z. Huang, A. Karpathy, A. Khosla, M. Bernstein, A. C. Berg, and L. Fei-Fei. ImageNet Large Scale Visual Recognition Challenge. *International Journal of Computer Vision*, 115(3):211–252, 2015.
- [46] M. Schuster and K. K. Paliwal. Bidirectional recurrent neural networks. *IEEE Transactions on Signal Processing*, 45(11):2673–2681, 1997.
- [47] H. A. Schwartz, J. C. Eichstaedt, M. L. Kern, L. Dziurzynski, S. M. Ramones, M. Agrawal, A. Shah, M. Kosinski, D. Stillwell, M. E. Seligman, et al. Personality, gender, and age in the language of social media: The open-vocabulary approach. *PloS one*, 8(9):e73791, 2013.
- [48] K. Simonyan and A. Zisserman. Very Deep Convolutional Networks for Large-Scale Image Recognition. *ICLR'15*, 2015.
- [49] E. Stamatatos. A survey of modern authorship attribution methods. *Journal of the American Society for Information Science and Technology*, 60(3):538–556, 2009.
- [50] I. Sutskever, O. Vinyals, and Q. V. Le. Sequence to Sequence Learning with Neural Networks. *NIPS'14*, pages 3104–3112, 2014.
- [51] C. Szegedy, V. Vanhoucke, S. Ioffe, J. Shlens, and Z. Wojna. Rethinking the Inception Architecture for Computer Vision. *CVPR*, 2016.
- [52] Y. H. Tan and C. S. Chan. phi-lstm: a phrase-based hierarchical lstm model for image captioning. pages 101–117, 2016.
- [53] H. Van Halteren, H. Baayen, F. Tweedie, M. Haverkort, and A. Neijt. New machine learning methods demonstrate the existence of a human stylome. *Journal of Quantitative Linguistics*, 12(1):65–77, 2005.
- [54] R. Vedantam, C. L. Zitnick, and D. Parikh. CIDEr: Consensus-based image description evaluation. In *Proceedings of the IEEE Computer Society Conference on Computer Vision and Pattern Recognition*, volume 07-12-June, pages 4566–4575, 2015.
- [55] S. Venugopalan, L. Anne Hendricks, M. Rohrbach, R. Mooney, T. Darrell, and K. Saenko. Captioning images with diverse objects. July 2017.
- [56] S. Venugopalan, L. A. Hendricks, R. Mooney, and K. Saenko. Improving lstm-based video description with linguistic knowledge mined from text. In *Proceedings of the 2016 Conference on Empirical Methods in Natural Language Processing (EMNLP-16)*, pages 1961–1966, Austin, Texas, 2016.
- [57] O. Vinyals, A. Toshev, S. Bengio, and D. Erhan. Show and tell: A neural image caption generator. *CVPR'15*, 2015.
- [58] O. Vinyals, A. Toshev, S. Bengio, and D. Erhan. Show and Tell: Lessons Learned from the 2015 MSCOCO Image Captioning Challenge. *IEEE Transactions on Pattern Analysis and Machine Intelligence*, 39(4):652–663, 2017.
- [59] E. Wehrli, V. Seretan, and L. Nerima. Sentence Analysis and Collocation Identification. *Proceedings of the Multiword Expressions: From Theory to Applications (MWE 2010)*, pages 28–36, 2010.
- [60] R. J. Williams and D. Zipser. A Learning Algorithm for Continually Running Fully Recurrent Neural Networks. *Neural Computation*, 1(2):270–280, 1989.
- [61] Y. Wu, M. Schuster, Z. Chen, Q. V. Le, M. Norouzi, W. Macherey, M. Krikun, Y. Cao, Q. Gao, K. Macherey, J. Klingner, A. Shah, M. Johnson, X. Liu, Ł. Kaiser, S. Gouws, Y. Kato, T. Kudo, H. Kazawa, K. Stevens, G. Kurian, N. Patil, W. Wang, C. Young, J. Smith, J. Riesa, A. Rudnick, O. Vinyals, G. Corrado, M. Hughes, and J. Dean. Google’s Neural Machine Translation System: Bridging the Gap between Human and Machine Translation. *Arxiv*, pages 1–23, 2016.
- [62] W. Xu, A. Ritter, B. Dolan, R. Grishman, and C. Cherry. Paraphrasing for style. *Proceedings of COLING 2012*, pages 2899–2914, 2012.
- [63] T. Yao, Y. Pan, Y. Li, Z. Qiu, and T. Mei. Boosting image captioning with attributes. *ICCV*, 2(5):8, 2017.
- [64] Y. Zhu, R. Kiros, R. Zemel, R. Salakhutdinov, R. Urtasun, A. Torralba, and S. Fidler. Aligning Books and Movies: Towards Story-like Visual Explanations by Watching Movies and Reading Books. 2015.

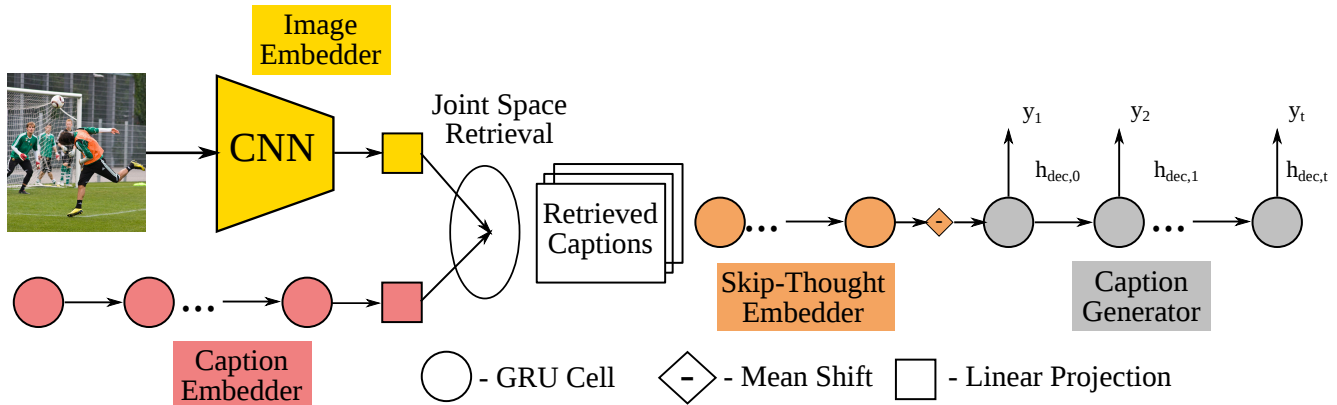


Figure 5. The neural-storyteller model [26], for generating short styled stories about images. The mean shift block subtracts off the mean skip-thought vector for captions and adds on the mean skip-thought vector for the target style.

8. Appendix

8.1. Baseline Implementation Details

Our evaluations includes 5 state-of-the-art baselines.

CNN+RNN-coco is based on the Show+Tell model [57] and trained on only the MSCOCO dataset. We use a GRU cell in place of an LSTM cell for a fairer comparison with our model. In fact, this baseline is just the *term generator* component of SemStyle trained to output full sentences rather than sequences of terms. All hyper-parameter settings are the same as for the *term generator*.

TermRetrieval uses the *term generator* to generate a list of terms – in this case the term vocabulary is words rather than lemmas with POS tags. These terms are used in an OR query of the Romance text corpus and scored with BM25 [22] using hyper-parameters $b = 0.75, k_1 = 1.2$. Our query engine is Whoosh⁴, which includes a tokenizer, lower-case filter, and porter stem filter. This model cannot generate caption that are not part of the romance text corpus and the same set of terms always gives the same sentence – ie it is deterministic and only dependent on terms.

StyleNet is our re-implemented of the method proposed by Gan *et al.* [15] – the original code was not released at the time of writing. We train it on the MSCOCO dataset and the Romantic text dataset. Our implementation follows Gan *et al.* [15] with the following implementation choices to ensure a fair comparison with other baselines. Rather than ResNet152 [17] features we use Inception-v3 [51] features and a batch size of 128 for both datasets. When training on styled text *StyleNet* requires random input noise from some unspecified distribution, we tried a few variations and found Gaussian noise with $\mu = 0$ and $\sigma = 0.01$ worked reasonably well. Gan *et al.* suggested a training scheme where the training set alternates between descriptive and styled at the end of every epoch. We found this fails to converge, perhaps because our datasets are larger and more diverse compared with the *FlickrStyle10k* dataset used in the original implementation. *FlickrStyle10k*, which is not publicly released at the time of writing, contains styled captions rather than sentences sampled from novels. To ensure *StyleNet* converges on our dataset we alternate between the MSCOCO dataset and Romantic text dataset after every mini-batch – a strategy suggested by Luong *et al.* [33] for multi-task sequence-to-sequence learning.

neural-storyteller consists of pre-trained models released by Kiros [26] for generating styled image captions – see Figure 5. This model, first retrieves descriptive captions using a multi-modal space [27] trained on MSCOCO with a VGG-19 [48] CNN image encoder and a GRU caption encoder. Retrieved captions are encoded into skip-thought vectors [28], averaged, and then style shifted. This style shift is performed by subtracting off the mean skip-thought vector for captions and adding the mean skip-thought vector of text in the target style. The style shifted vector is decoded by a conditional RNN language model trained on text in the target style. The skip-thought vectors are trained on the entirety of bookcorpus [64], while the skip-thought vector decoder is trained on the romance genre subset of bookcorpus (the same subset we have used for our models). *neural-storyteller* generates passages by repeatedly sampling the decoder, we use only the first sentence because long passages would be disadvantaged by the evaluation criteria.

JointEmbedding, shown in Figure 6, uses a learnt multi-modal vector space as the intermediate representation. The image embedder is a projection of pre-trained Inception-v3 [51] features h_I , while the *sentence embedder* is a projection of

⁴<https://pypi.python.org/pypi/Whoosh/>

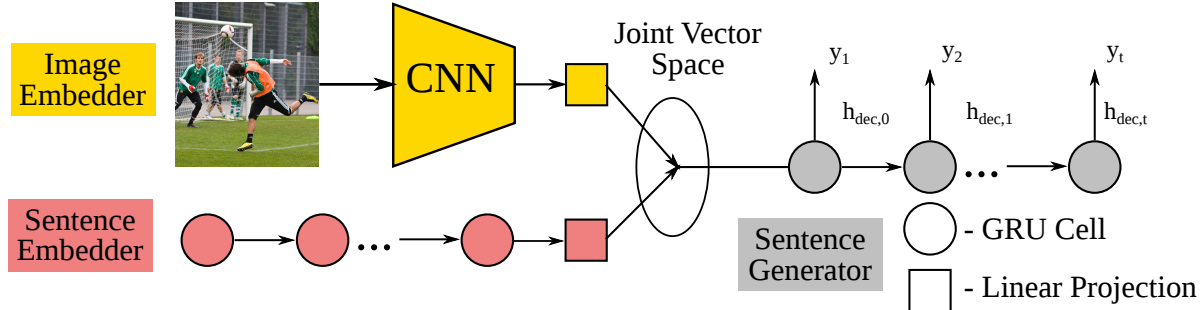


Figure 6. An overview of the *JointEmbedding* model. The two embedding components image embedder (in yellow) and *sentence embedder* (in red) are shown on the left while the *sentence generator* (in grey) is on the right.

the last hidden state of an RNN with GRU units h_{enc} . Formally the projections are:

$$\begin{aligned} v_I &= \tanh(W_I \cdot h_I) \\ v_s &= \tanh(W_s \cdot h_{enc}) \end{aligned}$$

Denoting the projections as, v_I for images and v_s for captions, and the learnt projection weights as W_I for images and W_s for captions. Agreement between image and caption embedding is defined as the cosine similarity:

$$g(v_I, v_s) = \frac{v_I \cdot v_s}{|v_I| |v_s|}$$

To construct the space we use a noise contrastive pair-wise ranking loss suggested by Kiros et al [27]. Intuitively, this loss function encourages greater similarity between embeddings for paired image-captions than for un-paired images and captions.

$$\mathcal{L} = \max(0, m - g(v_I, v_s) + g(v_I, v_{s'})) + \max(0, m - g(v_{I'}, v_s) + g(v_{I'}, v_{s'}))$$

Where s is the input caption paired with image I , while s' is a randomly sampled noise contrastive caption and I' the noise contrastive image. The margin m is fixed to 0.1 in our experiments.

The *sentence generator* is an RNN with GRU units, that decodes from the joint vector space. The loss function is categorical cross entropy given in Equation 6.

$$\mathcal{L} = -\frac{1}{M} \sum_{i=1}^M \sum_{j \in V^m} \log p(y_i = j | I, y_{i-1} \dots y_1)^{\mathbb{I}[y_i=j]} \quad (6)$$

Training is a two stage process, first we define the joint space by learning the image embedder and the *sentence embedder* on MSCOCO caption-image pairs. From here on the parameters of image embedder and the *sentence embedder* are fixed. The *sentence generator* is learnt separately by embedding styled sentences from the romantic novel dataset with the *sentence embedder* into the multi-modal space and then attempting to recover the original sentence. This model has not been published previously, but is based on existing techniques for descriptive captioning [27].

8.2. Model Variants

Our full model is denoted *SemStyle*. We use the following variants to assess several modelling choices.

SemStyle-coco is the *SemStyle* model trained jointly on MSCOCO and the romance corpus with dataset indicator set to MSCOCO at test time. The output of this model should be purely descriptive.

SemStyle-cocoonly is the *SemStyle* model trained only on MSCOCO. The output of this model should be purely descriptive.

SemStyle-unordered is a variant of *SemStyle* with a randomised semantic term ordering. This model helps us to quantify the effect of ordering in the term space.

SemStyle-words is a variant where the semantic terms are raw words – they are not POS tagged, lemmatized or mapped to FrameNet frames.

SemStyle-lempos is a variant where the semantic terms are lemmatized and POS tagged, but verbs are not mapped to FrameNet frames. This helps us to quantify the degree to which verb abstraction effects the model performance.

SemStyle-romonly is *SemStyle* without joint training – the language generator was trained only on the romantic novel dataset. This model helps to quantify the effect of joint training.

Overview

Help us decide how well image captions relate to each image.

Steps

1. Examine the image.
 2. Decide how well the caption relates to the image
 3. Select the appropriate option
-

Rules & Tips

Rules:

- There are four possible choices for level of descriptiveness:
 - "Completely unrelated": the caption does not describe the image at all, nor does it have any of the right words for describing the image. This also includes captions that are not specific to any image.
 - "A few of the right words": the caption has some of the right words but they may be in the wrong order or used in a way that doesn't relate to the image
 - "Almost there, a few mistakes": has some of the main objects and/or actions, clearly relates to the image but has some mistakes such as: confusing male and female, using the wrong colors or adjectives, using the wrong action or missing some of the contents.
 - "A clear and accurate caption perhaps with extra non-visual information.": a caption related to this image that may have additional non-visual or contextual information. It doesn't have to describe everything only the main object/s and or actions.

Tips:

- "Completely unrelated" also refers to captions that would work with almost any image. (ie they are not specific)
- "A clear and accurate caption" does not need to use perfect grammar but should be understandable and clear.

Figure 7. A screen-shot of the instructions provided to workers evaluating the relevance of a caption to an image.



I had a glass vase filled with flowers, using it to block out all of it.

How well does this caption relate to the image? (required)

- Completely unrelated
- A few of the right words
- Almost there, a few mistakes.
- A clear and accurate caption, perhaps with extra non-visual information.

Figure 8. A screen-shot of a single question asked of workers in the relevance evaluation task.

8.3. Human Evaluation

8.3.1 Crowd-sourcing Task Setup

We performed two human evaluation tasks using the CrowdFlower⁵ platform. The first was a relevance task, asking how well a caption describes an image on a four point scale. We provide screen-shots of the instructions given to workers, Figure 7, and an example question, Figure 8. The second task evaluates conformity to the romantic novel style, by asking workers if

⁵<https://www.crowdfLOWER.com>

Overview

Help us decide which sentences related to images could come from a story about the image or are more likely to be only a description of the image.

Steps

1. Examine the image.
 2. Decide if the sentence is related to the image
 3. If it is, then decide if it came from a story or from someone trying to describe the image contents to you.
-

Rules & Tips

Rules:

- The sentence **does not** have to describe the image perfectly, but should relate to the image
- The sentence **does not** have to use perfect grammar
- If the sentence is **completely unrelated** to the image then select "The sentence is completely unrelated to the image."

Tips:

- Stories may use the first person eg "I went to the store", while a description would not.
- Stories often use more colorful and emotive language eg "The tranquil lake shimmered in the dawn light."
- Stories might refer to state of mind eg "I thought about eating the donut."
- Descriptions tend to be in present tense, relatively short and direct eg "A dog on some grass", "The pizza is sitting on a table"

Figure 9. A screen-shot of the instructions provided to workers evaluating how well a caption conforms to the desired style.



I had a glass vase filled with flowers, using it to block out all of it.

Is this sentence from a story about the image or from someone trying to describe the image to you? (required)

- Story
- Description
- The sentence is completely unrelated to the image.

Figure 10. A screen-shot of a single question asked of workers in the style evaluation task.

the caption is from a story about the image, from someone trying to describe the image or completely unrelated to the image. We provide screen-shots of the instructions given to workers, Figure 9, and an example question, Figure 10.

<i>Model</i>	<i>BLEU-1</i>	<i>BLEU-4</i>	<i>METEOR</i>	<i>CIDEr</i>	<i>SPICE</i>	<i>CLF</i>	<i>LM</i>	<i>GRU LM</i>
CNN+RNN-coco	0.667	0.238	0.224	0.772	0.154	0.001	6.591	6.270
StyleNet-coco	0.643	0.212	0.205	0.664	0.135	0.0	6.349	5.977
SemStyle-cocoonly	0.651	0.235	0.218	0.764	0.159	0.002	6.876	6.507
SemStyle-coco	0.653	0.238	0.219	0.769	0.157	0.003	6.905	6.691

Table 4. Evaluating caption descriptiveness on MSCOCO dataset. For details of metrics see the main text for details of methods see Section 8.1.

<i>Model</i>	<i>BLEU-1</i>	<i>BLEU-4</i>	<i>METEOR</i>	<i>CIDEr</i>	<i>SPICE</i>	<i>CLF</i>	<i>LM</i>	<i>GRU LM</i>
StyleNet	0.272	0.099	0.064	0.009	0.010	0.415	7.487	6.830
TermRetrieval	0.322	0.037	0.120	0.213	0.088	0.945	3.758	4.438
neural-storyteller	0.265	0.015	0.107	0.089	0.057	0.983	5.349	5.342
JointEmbedding	0.237	0.013	0.086	0.082	0.046	0.99	3.978	3.790
SemStyle-unordered	0.446	0.093	0.166	0.400	0.134	0.501	5.560	5.201
SemStyle-words	0.531	0.137	0.191	0.553	0.146	0.407	5.208	5.096
SemStyle-lempos	0.483	0.099	0.180	0.455	0.148	0.533	5.240	5.090
SemStyle-romonly	0.389	0.057	0.156	0.297	0.138	0.770	4.853	4.699
SemStyle	0.454	0.093	0.173	0.403	0.144	0.589	4.937	4.759

Table 5. Evaluating styled captions with automated metrics. For *SPICE* and *CLF* larger is better, for *LM* & *GRU LM* smaller is better. For metrics see the main text for baselines see Sec. 8.1.

8.3.2 Crowd-sourcing Quality Control and Rating Aggregation

To ensure reliable results and avoid workers who choose randomly CrowdFlower injects questions with known ground truth into each task, requiring workers to achieve at least 70% accuracy on these questions. We manually labelled a small selection of questions which were judged to be clear exemplars. On a limited number of our ground truth questions, workers consistently made mistakes. We revised or removed these question from the ground-truth. The ground truth was expanded by adding selecting questions to which all three annotators agreed on the answer. This is the method suggested by the CrowdFlower documentation for running large evaluations, because additional ground truth speeds up evaluation as workers may complete more tasks (ground truth is never re-used for the same worker and so acts as a limit on the number of tasks they can complete).

Each image-caption pair is seen by $n \geq 3$ workers. Where $n = 3$ in most cases, typically being greater than 3 when workers have successfully challenged the original ground truth. We aggregate these judgements by assigning each one a weight $1/n$, and calculating the weight normalised sum for each possible answer. The resulting scores are displayed in Figure 3 of the main text. In the case of descriptiveness judgements a further summary statistic is calculated as the average descriptiveness score in the range 1-4.

8.4. Results

8.4.1 BLEU, METEOR, and CIDEr for styled captions

Table 4 and Table 5 provide additional automatic results, include BLEU, METEOR, and CIDEr scores – as measured on the MSCOCO results. As we note in the main text these n-gram based measures are less relevant in the style generation case, but are provided here for completeness.

8.4.2 Tabular Details for Human Evaluation

Table 6 and Table 7 give the full results for the human evaluation tasks. In the main text these are presented in graphical form, for completeness the full numerical results are given here.

8.4.3 Hypothesis Tests for Human Evaluations

Statistical hypothesis testing (null hypothesis testing) for human story judgements is shown in Table 8, for human descriptiveness judgements it is shown in Table 9. In both cases we have used χ^2 tests on method pairs with the beonferroni correction.

<i>Method</i>	<i>Desc 0</i>	<i>Desc 1</i>	<i>Desc 2</i>	<i>Desc 3</i>
CNN+RNN-coco	15.6	16.7	24.2	43.4
neural-storyteller	42.3	27.3	17.0	13.5
TermRetrieval	24.4	28.5	20.3	26.8
SemStyle-romonly	16.1	24.3	25.0	34.7
SemStyle	12.2	23.2	20.9	43.8

Table 6. Human evaluations of the percentage of captions from each method that were, in regards to the image: 0 – Completely unrelated, 1 – Have a few of the right words, 2 – Almost correct with a few mistakes, 3 – Clear and accurate

<i>Method</i>	<i>% Unrelated</i>	<i>% Desc.</i>	<i>% Story</i>
CNN+RNN-coco	27.8	66.0	6.2
neural-storyteller	44.2	3.2	52.6
TermRetrieval	26.0	18.5	55.5
SemStyle-romonly	21.6	24.5	53.8
SemStyle	22.8	35.3	41.9

Table 7. Human evaluations of the percentage of captions from each method that were judged as: unrelated to the image content, a basic description of the image, or part of a story relating to the image.

	CNN+RNN-coco	neural-storyteller	TermRetrieval	SemStyle-romonly
<i>CNN+RNN-coco</i>	-	-	-	-
<i>neural-storyteller</i>	5.6e-09*	-	-	-
<i>TermRetrieval</i>	1.2e-08*	0.88	-	-
<i>SemStyle-romonly</i>	2.1e-12*	0.18	0.13	-
<i>SemStyle</i>	1.4e-06*	0.27	0.34	0.014

Table 8. χ^2 tests on method pairs for **human story judgements**. We combine counts for “unrelated” with “purely descriptive”, while “story” is kept as its own class. Those marked with a * indicate rejection of the null hypothesis (H0: the two methods give the same multinomial distribution of scores) at p-value of 0.005 – this is p-value of 0.05 with bonferroni correction of 10 to account for multiple tests.

	CNN+RNN-coco	neural-storyteller	TermRetrieval	SemStyle-romonly
<i>CNN+RNN-coco</i>	-	-	-	-
<i>neural-storyteller</i>	1e-56*	-	-	-
<i>TermRetrieval</i>	4.1e-18*	9.3e-14*	-	-
<i>SemStyle-romonly</i>	0.00032*	2.3e-35*	3.4e-07*	-
<i>SemStyle</i>	0.18	2.1e-48*	1.7e-13*	0.023

Table 9. χ^2 tests on method pairs for **human descriptiveness judgements**. We combine counts for “clear and accurate” with “only a few mistakes”, and “some correct words” with “unrelated”. Those marked with a * indicate rejection of the null hypothesis (H0: the two methods give the same multinomial distribution of scores) at p-value of 0.005 – this is p-value of 0.05 with bonferroni correction of 10 to account for multiple tests.

8.4.4 Attributes of the Generated Style

The style of the text is difficult to define in its entirety, but we can look at a few easily identifiable style attributes to better understand the scope of the style introduced into the captions. First, we randomly sample 4000 captions or sentences from the MSCOCO and romance dataset. We then generate captions for 4000 images using *CNN+RNN-coco* and *CNN+RNN-coco*. On these four datasets we count: the percentage of sentences with past or present tense verbs (to identify the tense used in the captions), the fraction of sentences with first person pronouns (to identify sentences using first person perspective), the number of unique verbs used in the 4000 samples (to identify verb diversity). The results are summarised in Table 10. Parts-of-speech tags are obtained automatically with the spaCy⁶ library. For counting purposes, past tense verbs are those tagged with Penn Treebank tags VBD and VBN, while present tense verbs are those tagged with VBG, VBP and VBZ. Under this

⁶<https://github.com/explosion/spaCy/tree/v1.9.0>

	Sentences with Present Verbs	Sentences with Past Tense Verbs	Sentences with First Person Pronouns	Unique Verbs
<i>MSCOCO ground-truth</i>	73.8%	17.0%	0.2%	497
<i>romance ground-truth</i>	51.4%	72.0%	31.2%	1286
<i>CNN+RNN-coco</i>	70.4%	10.6%	0.0%	181
<i>SemStyle</i>	56.8%	75.0%	24.4%	348

Table 10. Statistics on attributes of style collected from 4000 random samples from two ground-truth datasets and 4000 test captions generated by the descriptive only model (*CNN+RNN-coco*) and our *SemStyle* model. We measure the fraction of sentences or captions with present tense verbs, past tense verbs or first person pronouns. We also count the number of unique verbs used in the sample.

scheme gerunds and present participles are counted as present tense, while past participles are counted as past tense. Sentence may include verbs in both past and present tense, for example “The dog was wearing a vest.”, where “was” is past tense and “wearing” is present participle. Such sentences contribute to both the past and present tense counts.

Captions generated by *SemStyle* use past-tense verbs in 75.0% of sentences, which is close to the ground-truth level of 72.0% and far greater than the descriptive method (*CNN+RNN-coco*) at 10.6%. This corresponds to a reduction in present tense verbs, consistent with the ground-truth. *SemStyle* includes first person pronouns in 24.4% of captions, compared to 0.0% for *CNN+RNN-coco*. The *romance ground-truth* has personal pronouns in 31.2% of sentences, which is higher than *SemStyle* – we expect that describing images limits the applicability of first person pronouns. *SemStyle* has an effective verb vocabulary almost twice as large (92.3% larger) as *CNN+RNN-coco*, which suggests more interesting verb usage. However, both *SemStyle* and *CNN+RNN-coco* have lower verb diversity than either ground-truth dataset. We expect that some verbs that are not appropriate for image captioning and the RNN with argmax decoding tends to generate more common words. Compared to *CNN+RNN-coco* the *SemStyle* model reflects the ground-truth style by generating more captions in past tense, first person, and with greater verb diversity.

To further explore the differences between styles we include Table 11 that presents the most common lemmas for each dataset, stratified by POS tag. The most common nouns generated by *SemStyle* have a greater overlap with the *MSCOCO ground-truth* than the *romance ground-truth*. This is the desired behaviour since nouns are a key component of image semantics and so nouns generated by the *term generator* should be included in the output sentence. The most common verbs generated by *SemStyle* are also similar to the *MSCOCO ground-truth*; we expect this is a result of a similar set of common verbs in both ground-truth datasets. The use of determiners in *SemStyle* more closely matches the *romance ground-truth*, in particular the frequent use of the definite article “the” rather than the indefinite “a”. The most common adjectives in all word sources typically relate to colour and size, and vary little across the different sources.

8.4.5 Precision and Recall in the Semantic Term Space

To evaluate the precision and recall in the term space we match semantic terms in the output sentence with semantic terms in the caption ground truth. The results will depend on the efficacy of the visual concept detection pipeline (eg the *term generator* for *SemStyle*) as well as the language generation (eg the *language generator*). While we expect a bias towards methods using our semantic term space, this analysis is useful for confirming *SemStyle* accurately produces captions with term representations similar to the ground truth. Precision is reported as BLUE-1 without length penalty on terms, while recall is reported as ROUGE-1 on terms – in both cases all ground truth reference sentences are used. BLEU-1 and ROUGE-1 are not effected by term ordering as they are uni-gram metrics. Results in Table 12 shows that the four variants of *SemStyle* (*SemStyle-cocoonly*, *SemStyle-coco*, *SemStyle-romonly*, *SemStyle*) that use our semantic term space perform better than other model variants and baselines not using term space. Demonstrating *SemStyle* focuses on accurate reproduction of the semantic term space. The best performing models are *SemStyle-cocoonly* with the largest BLEU-1 and *SemStyle-coco* with the largest ROUGE-1 – though both models score highly in BLEU-1 and ROUGE-1. This is in line with the other automatic metrics shown in Table 4, although these metrics also show *CNN+RNN-coco* is competitive. Of the baselines the best performing is *TermRetrieval*, which retrieves romance sentences using query words from a *term generator* (trained only on raw words in this case).

Word Source	Most Common Lemmas
<i>MSCOCO ground-truth</i>	
NOUN	man(3.7%), people(1.9%), woman(1.8%), street(1.5%), table(1.4%)
VERB	be(20.0%), sit(9.3%), stand(6.4%), hold(4.4%), ride(3.1%)
ADJ	white(6.8%), large(5.4%), black(4.1%), young(4.0%), red(3.8%)
DET	a(81.8%), the(14.9%), some(1.7%), each(0.6%), this(0.4%)
<i>romance ground-truth</i>	
NOUN	man(2.7%), hand(1.5%), eye(1.4%), woman(1.3%), room(1.2%)
VERB	be(15.5%), have(4.6%), do(2.5%), would(2.4%), can(1.9%)
ADJ	small(2.3%), other(2.0%), little(2.0%), black(2.0%), white(1.9%)
DET	the(60.5%), a(26.5%), that(3.2%), this(2.8%), no(1.3%)
<i>CNN+RNN-coco</i>	
NOUN	man(6.9%), group(3.0%), people(2.6%), table(2.6%), field(2.3%)
VERB	be(29.4%), sit(15.4%), stand(10.2%), hold(5.6%), ride(4.6%)
ADJ	large(15.0%), white(10.9%), green(4.7%), blue(4.5%), next(4.5%)
DET	a(91.9%), the(7.7%), each(0.2%), some(0.1%), an(0.1%)
<i>SemStyle</i>	
NOUN	man(5.5%), table(2.8%), street(2.7%), woman(2.6%), who(2.4%)
VERB	be(24.5%), sit(10.3%), stand(4.8%), have(3.6%), hold(3.2%)
ADJ	sure(14.7%), little(9.4%), hot(5.6%), single(4.7%), white(3.9%)
DET	the(68.6%), a(30.8%), no(0.2%), any(0.2%), an(0.1%)

Table 11. The most common words per part-of-speech category in the two ground truth datasets and in the sentences generated by the descriptive model (*CNN+RNN-coco*) and *SemStyle*. For each word we display the relative frequency of that word in the POS category – represented as a percentage.

<i>Model</i>	<i>Precision</i>	<i>Recall</i>
CNN+RNN-coco	0.561	0.517
StyleNet-coco	0.506	0.468
SemStyle-cocoonly	0.636	0.531
SemStyle-coco	0.631	0.532
StyleNet	0.027	0.028
TermRetrieval	0.505	0.336
neural-storyteller	0.234	0.225
JointEmbedding	0.340	0.177
SemStyle-unordered	0.597	0.501
SemStyle-words	0.611	0.517
SemStyle-lempos	0.593	0.504
SemStyle-romonly	0.624	0.511
SemStyle	0.626	0.517

Table 12. Precision (BLEU-1) and recall (ROUGE-1) in our semantic term space.

8.4.6 Choosing Semantic Terms

We defined the set of semantic terms by incorporating our domain knowledge, e.g. nouns are semantically important while determiners are not. Alternatively, we can learn which word classes carry semantic information.

We would like to know which word classes (adjectives, nouns, verbs, etc.) carry the most visually semantic information. Intuitively, we seek the word classes which, when removed, lead to the largest increase in entropy. One way to quantify this is the perplexity of the ground truth sentence after conditioning on input words belonging to different classes. For example, remove all nouns from the conditioning set of semantic terms and measure the change in perplexity. Balancing for class frequency is necessary, because removing unimportant words such as determiners could have a large effect on perplexity if they are frequent.

Our approach requires a probabilistic model with a domain including the word classes of interest and a range including possible output sentences. One, computationally expensive, solution is to train the language generation model for each pos-

sible word class. Instead we use a single language generation model trained on input sentences with 66% of the input words randomly removed – an approach reminiscent of de-noising auto-encoders. We train this model once and then selectively drop out words during testing.

Our search for the most important word classes, starts with uniform random removal of all words down to the 33% level and thereby establishing a baseline. From there each possible word class is given a rank, higher ranked word classes are always completely removed before lower ranked word classes; removal stops when only 33% of words remain. Words from classes of the same rank are chosen uniformly at random. For example if the input sentence is "the cat on the mat ." and the removal order had nouns ranked 2 and all other parts of speech ranked 1, then nouns "cat" and "mat" would both be removed. Remaining words would be randomly removed until only 2 out of the 6 remain. Using this method we should see the lowest perplexity when the words are ordered from least important to most important.

Our forward selection approach tries to set each word type to the highest non-occupied rank or the lowest non-occupied rank, the selection which minimises the perplexity is then fixed and the search proceeds until all classes are ranked. The final ordering was **adjective, adverb, coordinating conjunction, particle, determiner, preposition or subordinate conjunction, verb, pronoun and noun**. With adjective judged the least useful and noun the most useful. Adjectives lack importance perhaps because they have only a local effect on a sentence and are often poorly detected by the CNN+RNN systems [1, 57]. This ordering is in line with our term space construction rules presented in the main paper.