

Vacuum Counterexamples to Cosmic Censorship in AdS: I

Toby Crisford,^{1,*} Gary T. Horowitz,^{2,†} and Jorge E. Santos^{3,‡}

¹*Department of Applied Mathematics and Theoretical Physics,
University of Cambridge, Wilberforce Road, Cambridge CB3 0WA, UK*

²*Department of Physics, UCSB, Santa Barbara, CA 93106*

³*Department of Applied Mathematics and Theoretical Physics,
University of Cambridge, Wilberforce Road, Cambridge CB3 0WA, UK*

Abstract

We consider vacuum solutions of four dimensional general relativity with $\Lambda < 0$. We numerically construct stationary solutions that asymptotically approach a boundary metric with differential rotation. Smooth solutions only exist up to a critical rotation. We thus argue that increasing the differential rotation by a finite amount will cause the curvature to grow without bound. (In paper II of this series, we will study the time dependent problem and confirm this expectation.) This provides vacuum counterexamples to weak cosmic censorship in anti-de Sitter spacetime. These results hold for both zero and nonzero temperature, and both compact and noncompact boundaries.

*Electronic address: tc393@cam.ac.uk

†Electronic address: horowitz@ucsb.edu

‡Electronic address: jss55@cam.ac.uk

Contents

I. Introduction and Summary	2
II. Constructing general rotating defects	6
III. Planar solutions	6
A. Zero temperature solutions	7
1. Holographic spinning top	7
2. Metric <i>ansatz</i>	10
3. Results	12
4. Stability analysis	20
5. Scalar condensate	21
B. Black Holes	23
1. Metric <i>ansatz</i>	23
2. Results	25
IV. Compact solutions	29
A. Zero-temperature solutions	29
1. Metric <i>ansatz</i>	30
2. Results	31
B. Black Holes	32
1. Metric <i>ansatz</i>	33
2. Results	34
V. Discussion	38
References	42

I. INTRODUCTION AND SUMMARY

Cosmic censorship [1] remains one of the most important open problems in classical general relativity. We will be interested in the weak form of this conjecture which roughly says that one cannot generically form regions of arbitrarily large curvature that are visible to

infinity. Although it is usually discussed in the context of four-dimensional asymptotically flat spacetimes, there has been recent interest in higher dimensions and other boundary conditions. We will stay in four-dimensions, but consider asymptotically anti-de Sitter (AdS) spacetimes. This is motivated by gauge/gravity duality which relates gravity with this boundary condition to a nongravitational gauge theory [2].

In this context, a class of counterexamples to cosmic censorship has recently been found if one adds a Maxwell field [3, 4]. In asymptotically AdS spacetimes, one is free to specify a boundary (conformal) metric and boundary values of any matter fields that might be present. If one assumes certain static profiles for the asymptotic vector potential and multiplies them by an overall amplitude a , it turns out that static, nonsingular, $T = 0$ solutions only exist up to a maximum amplitude a_{max} (which depends on the profile). These are static self-gravitating electric fields which become singular as $a \rightarrow a_{\text{max}}$. It was then shown [4] that if one considers a time dependent boundary condition where the amplitude starts with $a < a_{\text{max}}$ and ends with $a > a_{\text{max}}$, the electric field and hence the curvature grow as a power law in time over a large region visible from infinity. Although the singularity does not form in finite time, these examples clearly violate the spirit of cosmic censorship.

This is the first of two papers in which we present vacuum analogs of these counterexamples. Instead of adding a Maxwell field, we will add differential rotation to the boundary metric. In this paper we construct families of smooth stationary solutions with boundary metrics of this type. A similar setup was studied in [5], where a dipolar differential rotation was added at the conformal boundary using global coordinates. We will show that if one keeps the profile of the differential rotation fixed, but increases the overall amplitude, smooth solutions only exist up to a finite maximum amplitude a_{max} . In part II, we will study the time dependent problem of increasing the amplitude from $a < a_{\text{max}}$ to $a > a_{\text{max}}$. We will find that the curvature again appears to increase without bound.

We consider both $T = 0$ and $T > 0$ solutions, and boundaries that are both compact and noncompact. In all cases the results are qualitatively the same. There is a finite amplitude, a_{max} , beyond which smooth stationary solutions do not exist. However, before reaching a_{max} , both the boundary metric and bulk spacetime develop an ergoregion, *i.e.*, a region of spacetime where the time translation Killing vector becomes spacelike¹. If a_{ergo} denotes the

¹ Note that the existence of an ergoregion is a conformally invariant property of the boundary metric.

amplitude at which the ergoregion first forms, we will see that $a_{\text{max}} - a_{\text{ergo}}$ can be made as small as one likes by varying the profile or temperature, but it is always positive. The existence of an ergoregion raises several questions which we now address.

First, one might wonder if the energy remains bounded from below if the boundary metric has an ergoregion. The existing proofs of positive energy in AdS [6–9] are not general enough to apply directly. Perturbations in the ergoregion can lower the energy a bit, but we will argue in section V that the energy indeed remains bounded from below. Intuitively, as you lower the energy, the ergoregion shrinks toward the boundary, where subsequent perturbations cannot change the energy by much.

Second, spacetimes with ergoregions in AdS may be unstable due to superradiant scattering. This is known to happen when the ergoregion surrounds a spherical black hole. Certain modes can scatter off the black hole and return with greater amplitude. They then reflect off infinity and scatter off the black hole repeatedly, leading to an instability. The endpoint of this instability is not known although there has been some remarkable recent numerical progress [10]. It may in fact violate weak cosmic censorship in vacuum [11, 12]. In our case, the ergoregion is in the asymptotic region and it is not clear if a superradiant instability exists, since ingoing waves are partially absorbed by the horizon and return with smaller amplitude. This can compensate for the enhanced scattering off the ergoregion. We will leave open the question of whether some of our stationary solutions have a superradiant instability, but argue that even if they do, it will not affect the outcome of the time dependent problem where $a(t)$ grows larger than a_{max} . Furthermore, the endpoint of these new counterexamples probably represents a more serious violation of cosmic censorship than proposed before. A likely endpoint of the superradiant instability is the formation of arbitrarily small black holes. The curvature would become large in small regions near the horizon, and only a tiny amount of mass would be involved. In our examples the curvature becomes large over much larger regions of spacetime.

Even if it is present, the superradiant instability is very different from the instability that results from adding a scalar field with charge q and mass m to the electromagnetic counterexamples. In that case, it was shown that the Einstein-Maxwell solutions that violate cosmic censorship become unstable to turning on the scalar field if q/m is large enough [13]. Furthermore, once the scalar field becomes nonzero, one can no longer violate cosmic censorship. Surprisingly, the minimum value of q/m to preserve cosmic censorship turned

out to be precisely that predicted by the weak gravity conjecture [14] adapted to AdS. Since our current counterexamples to cosmic censorship have a similar effect on the geometry but do not involve any electromagnetic fields, they cannot be removed by invoking the weak gravity conjecture².

Our solutions with $T > 0$ have a standard black hole horizon in the interior. But the infrared behavior of the $T = 0$ solutions depends on the fall-off of the differential rotation. If it falls-off faster than $1/r$, the effects of the rotation die off as one moves into the bulk and the solution has a standard Poincaré horizon. If it falls off like $1/r$, there is a new extremal horizon which we will describe explicitly. If the profile is exactly $1/r$, the solution has an additional scaling symmetry and can be written analytically. We call this the “spinning top” solution since the angular momentum density is concentrated at the origin. It can be viewed as the vacuum analog of the analytic “point charge” solution found in [16].

In many cases, the boundary metrics and bulk black holes that we construct will be axisymmetric as well as stationary. This raises the possibility that there may be a nonaxisymmetric, stationary black holes with $a > a_{\text{max}}$. This is not possible in asymptotically flat spacetimes, but might occur in AdS [11]. To check this, we will study some cases where the only symmetry of the boundary metric is the stationary Killing field. We again find there is a maximum amplitude for smooth solutions, so relaxing the symmetry does not remove these counterexamples to cosmic censorship.

As a by-product of our analysis, we can use gauge/gravity duality to make some comments about strongly coupled gauge theories on spacetimes with ergoregions but no horizons. We will discuss this in section V.

In the next section we briefly review how to numerically construct stationary vacuum solutions. Sections III and IV give some further details on the construction and contain our main results for stationary solutions with rotating planar (III) or compact (IV) boundary metrics. We show there is a maximum amplitude and describe some properties of the solutions. In the last section we give arguments that the energy is bounded from below, discuss some implications for the dual field theory and mention some open problems.

² Adding fields with large spin might avoid this class of counterexamples. If so, it might be viewed as a result of a spinning version of the weak gravity conjecture [15].

II. CONSTRUCTING GENERAL ROTATING DEFECTS

We will be interested in finding stationary, asymptotically AdS solutions of Einstein's equation:

$$R_{ab} + \frac{3}{L^2}g_{ab} = 0, \quad (\text{II.1})$$

where L is the AdS length scale and R_{ab} the four-dimensional Ricci tensor associated with the metric g_{ab} . Throughout this manuscript we work with $G_4 = 1$.

In order to find solutions to (II.1) numerically we will use the so called DeTurck method, which was first presented in [17] and reviewed in great detail in [18, 19]. The idea is to consider the following modification of Eq (II.1)

$$R_{ab} + \frac{3}{L^2}g_{ab} - \nabla_{(a}\xi_{b)} = 0, \quad (\text{II.2})$$

where $\xi^a = [\Gamma(g)_{bc}^a - \Gamma(\bar{g})_{bc}^a]g^{bc}$ is the so called DeTurck vector, $\Gamma(\mathbf{g})$ is the Levi-Civita connection associated to a metric \mathbf{g} and \bar{g} is a reference metric which will be related to our choice of gauge. In terms of spacetime coordinates, we have $\xi^a = -\square x^a + H^a$, where $H^a \equiv -\Gamma(\bar{g})_{bc}^a g^{bc}$ does not explicitly depend on derivatives of g . Solutions of the Einstein equation (II.1) will be solutions of the Einstein-DeTurck equation (II.2) with $\bar{g} = g$, however, the converse might not always be true. That is to say, it is not clear whether solutions of (II.2) will necessarily be solutions of (II.1), *i.e.* solutions with $\xi^a \neq 0$ might exist.

However, most of the boundary metrics we will consider are stationary, axially symmetric and have a $(t, \phi) \rightarrow -(t, \phi)$ reflection symmetry, all of which extend into the bulk. Under these symmetries, Figueras and Wiseman have shown in [20] that ξ must vanish on solutions of (II.2). The advantage of solving Eq. (II.2) instead of Eq. (II.1) is immense, since the former represents a system of elliptic equations which can be readily solved using a standard relaxation procedure. The gauge, which is dynamically determined during the numerical procedure, is given by $\xi = 0 \Rightarrow \square x^a = H^a$.

III. PLANAR SOLUTIONS

In this section we discuss stationary, axisymmetric solutions to (II.1) with boundary metrics of the form

$$ds_{\partial}^2 = -dt^2 + dr^2 + r^2[d\phi - \omega(r)dt]^2, \quad (\text{III.1})$$

with

$$\omega(r) = a p(r). \quad (\text{III.2})$$

These metrics describe geometries with differential rotation with an amplitude a and profile $p(r)$. We will demand that $p(r) \rightarrow 0$ as $r \rightarrow \infty$.

A. Zero temperature solutions

We start by considering solutions at zero temperature. It is clear from (III.1) that $\omega(r)$ must have (mass) dimension one. So if it falls off like a/r^n , the dimension of a must be $1 - n$. Thus for $n > 1$, turning on a represents an irrelevant deformation of the boundary metric and the solution should have a standard Poincaré horizon. We will see below that this is indeed the case. For $n < 1$, turning on a is a relevant deformation and the solution will be very different in the infrared. For $n = 1$, a is dimensionless and corresponds to a marginal deformation. In this case, the extremal horizon is deformed in a way that we now describe.

1. Holographic spinning top

When $\omega(r) = a/r$ everywhere, the boundary metric has a new scaling symmetry: $t \rightarrow \lambda t$, $r \rightarrow \lambda r$. In fact, the conformal metric is invariant under an $SO(2, 1) \times SO(2)$ subgroup of the full $SO(3, 2)$ conformal group of flat space. The corresponding bulk solution also has this extended symmetry and can be described analytically. In fact, it can be obtained by a double Wick rotation of a hyperbolic Taub-Nut black hole in AdS_4 [21], which is an algebraically special solution in the Petrov classification.

The resulting solution can be written

$$ds^2 = \frac{L^2}{\eta^2} \left[H(\eta) \left(-\rho^2 dt^2 + \frac{d\rho^2}{\rho^2} \right) + \frac{y_+^2 H(\eta) d\eta^2}{(1 - \eta) G(\eta)} + \frac{G(\eta)(1 - \eta)}{H(\eta)} (d\phi - 2n\rho dt)^2 \right] \quad (\text{III.3})$$

with

$$G(\eta) = n^2 (3n^2 - 1) \eta^3 + (6n^2 - 1) \eta^2 y_+^2 + (1 + \eta + \eta^2) y_+^4, \quad \text{and} \quad H(\eta) = y_+^2 + n^2 \eta^2. \quad (\text{III.4})$$

Here, $\eta \in (0, 1]$ with $\eta = 0$ being the asymptotic boundary and $\eta = 1$ is the axis of rotation for ∂_ϕ . The first term in parenthesis on the right is AdS_2 with a horizon at $\rho = 0$. This null surface defines a degenerate horizon for the full four dimensional spacetime, so the solution

has zero temperature. The solution depends on two parameters, y_+ and n , and for generic values of them, there is a conical singularity along the rotation axis $\eta = 1$. This can be readily avoided by demanding

$$n = \frac{\sqrt{(1 - \epsilon y_+)(1 + 3\epsilon y_+)}}{\sqrt{3}} \quad (\text{III.5})$$

with $\epsilon^2 = 1$. For $\epsilon = -1$, we need to restrict $y_+ \leq 1/3$, but this implies that $G(\eta)$ would have an additional root smaller than unity. We are thus left with $\epsilon = 1$ to avoid any conical singularities, which also means $0 < y_+ \leq 1$. The solution with $y_+ = 1$ has $n = 0$, $G(\eta) = 1 + \eta$, and corresponds to pure AdS_4 .

Following [22] one can compute the resulting holographic stress energy tensor analytically, and fix the conformal frame by demanding that the boundary metric has fixed $g_{\partial}^{tt} = -1$. To accomplish this, we first change to Fefferman-Graham coordinates via the following asymptotic expansion

$$\eta = \frac{y_+ z}{r} \left[1 - \frac{(2 - 5n^2) z^2}{2 r^2} + \frac{(1 - y_+) (1 - 12y_+^2) z^3}{9 r^3} + \mathcal{O}(z^4) \right], \quad (\text{III.6})$$

$$\rho = \frac{1}{r} \left[1 - \frac{1}{2} \frac{z^2}{r^2} + \frac{3(1 - n^2) z^4}{8 r^4} + \mathcal{O}(z^5) \right], \quad (\text{III.7})$$

which brings the metric into the following asymptotic form

$$ds^2 = \frac{L^2}{z^2} [dz^2 + ds_{\partial}^2 + z^2 ds_2^2 + z^3 ds_3^2 + \mathcal{O}(z^4)] . \quad (\text{III.8})$$

In the above expression we have

$$ds_{\partial}^2 = -dt^2 + dr^2 + r^2 \left(d\phi - \frac{2n}{r} dt \right)^2 \quad (\text{III.9a})$$

and

$$ds_2^2 = -\frac{(4 - 15n^2) dt^2}{10r^2} - \frac{3n^2}{2r^2} dr^2 + \frac{5n^2}{2} \left[d\phi - \frac{2(1 - 5n^2)}{5nr} dt \right]^2 . \quad (\text{III.9b})$$

Eq. (III.9a) allows us to identify $\omega(r) = 2n/r$ for this particular profile, and thus $a = 2n$, with n given by Eq. (III.5). Since $0 < y_+ \leq 1$, a has a maximum value at $y_+ = 1/3$ which corresponds to $a_{\text{max}} = 4/3$. For $a = a_{\text{max}}$, the solution exhibits no bulk curvature singularity, but we believe this is due to some special fine tuning induced by this very special profile. It is significant that $a_{\text{max}} > 1$. For $a = 1$, ∂_t is null everywhere on the boundary and for $a > 1$, it is spacelike. Thus the bulk solution develops an ergoregion before reaching a_{max} . $a = 1$ is reached when $y_+ = 1/3 + \sqrt{7}/6$, corresponding to $n = 1/2$.

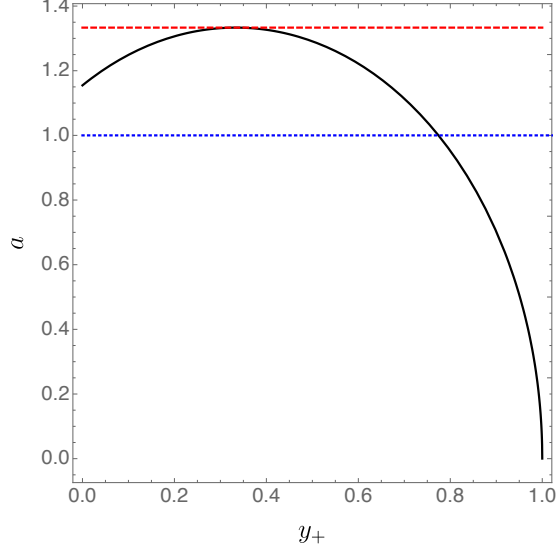


FIG. 1: a as a function of y_+ : the horizontal red dashed line corresponds to $a = a_{\max} = 4/3$ and the vertical blue dotted line to $a = 1$, beyond which g_{tt} becomes everywhere spacelike at the boundary.

As y_+ increases from zero to one, a does not change monotonically. In Fig. 1 we plot a as a function of y_+ and mark both the onset of the ergoregion, $a = 1$, and $a = a_{\max}$.

The holographic stress energy tensor is given in terms of ds_3^2 by

$$\langle T_{\mu\nu} dx^\mu dx^\nu \rangle = \frac{3}{16\pi} ds_3^2 = -\frac{(1-y_+)(1-12y_+^2)}{24\pi r^3} \left[-dt^2 + dr^2 - 2r^2 \left(d\phi - \frac{2n}{r} dt \right)^2 \right], \quad (\text{III.10})$$

where Greek indices run over the boundary spacetime directions. It is easy to see that the angular momentum density, which is proportional to T^t_ϕ , vanishes for all $r > 0$, so it might at first seem that the total angular momentum will be zero. However, in deriving III.10 we have completely neglected the fact that $g_{t\phi}$ is singular at $r = 0$. If we were to take that into account, III.10 would have a $\delta(r)$ contribution to the angular momentum density. Instead of keeping track of this contribution, we use the methods developed in [23] to compute the total angular momentum. It turns out to be given by:

$$J = -\frac{(1-3y_+) \sqrt{(2-3y_+)y_+ + 1}}{4\sqrt{3}}. \quad (\text{III.11})$$

Note that $J \geq 0$ only for $y_+ \in [1/3, 1]$ and becomes negative for smaller y_+ . This change in sign occurs precisely at a_{\max} . (See Fig. 2 for a plot of J as a function of a .) At present we have no understanding of why this is the case. This dependence of J on the amplitude turns

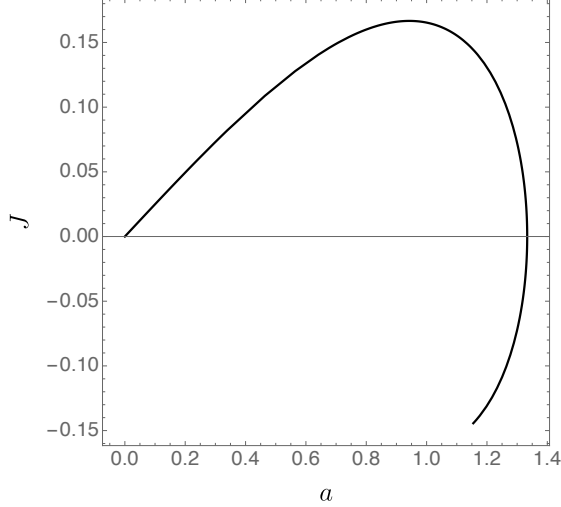


FIG. 2: J as a function of a , with $a = a_{\max} = 4/3$ corresponding to a change of sign in J .

out to be independent of the details of the differential rotation $\omega(r)$, and only depends on the fact that $\omega = a/r$ asymptotically. We will recover Fig. 2 (for $J > 0$) when we construct zero-temperature solutions whose profile decays at large r as $1/r$, but is regular as $r \rightarrow 0$. In fact, the entire solution (III.3) is universal in the sense that it provides the near horizon geometry for this class of profiles.

2. Metric ansatz

We first discuss the metric ansatz for profiles that fall off faster than $1/r$ asymptotically, which correspond to irrelevant deformations of the boundary. These solutions should have standard Poincaré horizons in the IR. We will use the coordinates first described in [16] and recently used in [4, 13]. We start with AdS written in Poincaré coordinates

$$ds^2 = \frac{L^2}{z^2} (-dt^2 + dz^2 + dr^2 + r^2 d\phi^2), \quad (\text{III.12})$$

where $z \in [0, +\infty)$, with $z = 0$ marking the location of the conformal boundary, and $z = +\infty$ the Poincaré horizon. Furthermore, (r, ϕ) are standard polar coordinates in \mathbb{R}^2 , with $r = 0$ marking the axis of rotation. We now introduce two new coordinates (\tilde{x}, \tilde{y}) which compactify both r and z in the following form

$$(z, r) = \frac{\tilde{y}\sqrt{2-\tilde{y}^2}}{1-\tilde{y}^2} (1-\tilde{x}^2, \tilde{x}\sqrt{2-\tilde{x}^2}), \quad (\text{III.13})$$

with $(\tilde{x}, \tilde{y}) \in [0, 1]^2$. In terms of the $(t, \tilde{x}, \tilde{y}, \phi)$ coordinates, the metric on Poincaré AdS reads

$$ds^2 = \frac{L^2}{(1 - \tilde{x}^2)} \left[-\frac{(1 - \tilde{y}^2)^2}{\tilde{y}^2 (2 - \tilde{y}^2)} dt^2 + \frac{4d\tilde{y}^2}{\tilde{y}^2 (1 - \tilde{y}^2)^2 (2 - \tilde{y}^2)^2} + \frac{4d\tilde{x}^2}{2 - \tilde{x}^2} + \tilde{x}^2(2 - \tilde{x}^2)d\phi^2 \right]. \quad (\text{III.14})$$

The Poincaré horizon is now at $\tilde{y} = 1$, where the above metric reveals an AdS_2 like throat characteristic of zero temperature horizons. The boundary is located at $\tilde{x} = 1$ and $\tilde{y} = 0$ ($\tilde{y} = 0$ just corresponds to the point $z = r = 0$), and $\tilde{x} = 0$ marks the axis of rotation. We note that, at the boundary, the relation between \tilde{y} and r , reduces to

$$r = \frac{\tilde{y}\sqrt{2 - \tilde{y}^2}}{1 - \tilde{y}^2}. \quad (\text{III.15})$$

In order to use the DeTurck method we need to write down the most general line element compatible with our symmetries. Recall that our boundary metric has two commuting Killing fields, ∂_t and ∂_ϕ and an additional discrete symmetry $(t, \phi) \rightarrow -(t, \phi)$. We assume that these symmetries extend smoothly into the bulk. The most general line element compatible with general diffeomorphisms along the (\tilde{x}, \tilde{y}) directions takes the following form

$$ds^2 = \frac{L^2}{(1 - \tilde{x}^2)^2} \left[-\frac{(1 - \tilde{y}^2)^2}{\tilde{y}^2 (2 - \tilde{y}^2)} q_1 dt^2 + \frac{4 q_2 d\tilde{y}^2}{\tilde{y}^2 (1 - \tilde{y}^2)^2 (2 - \tilde{y}^2)^2} + \frac{4 q_4}{2 - \tilde{x}^2} \left(d\tilde{x} + \frac{q_3}{1 - \tilde{y}^2} d\tilde{y} \right)^2 + \tilde{x}^2(2 - \tilde{x}^2) q_5 (d\phi - q_6 dt)^2 \right], \quad (\text{III.16})$$

where q_i , with $i \in \{1, \dots, 6\}$, are the functions of (\tilde{x}, \tilde{y}) we wish to determine.

For our reference metric we take

$$q_1 = q_2 = q_4 = q_5 = 1, \quad q_3 = 0, \quad \text{and} \quad q_6 = g(\tilde{y}), \quad (\text{III.17})$$

where $g(\tilde{y})$ will control our chosen boundary profile for the differential rotation.

The boundary conditions are now easily obtained by requiring regularity at $\tilde{x} = 0$, which in turn implies

$$\partial_{\tilde{x}} q_1 = \partial_{\tilde{x}} q_2 = q_3 = \partial_{\tilde{x}} q_4 = \partial_{\tilde{x}} q_5 = \partial_{\tilde{x}} q_6 = 0, \quad \text{and} \quad q_4 = q_5. \quad (\text{III.18})$$

At the conformal boundary, that is to say, at $\tilde{y} = 0$ and $\tilde{x} = 1$ we demand

$$q_1 = q_2 = q_4 = q_5 = 1, \quad q_3 = 0, \quad \text{and} \quad q_6 = g(\tilde{y}), \quad (\text{III.19})$$

and finally, since we expect these solutions to have a standard Poincaré horizon, at $\tilde{y} = 1$ we have

$$q_1 = q_2 = q_4 = q_5 = 1, \quad q_3 = 0, \quad \text{and} \quad q_6 = 0. \quad (\text{III.20})$$

Note that consistency of our boundary conditions imposes $g(1) = 0$.

The case of marginal deformations ($\omega \sim 1/r$) is different, since we expect the IR to be deformed away from pure AdS into the family of exact solutions discussed in section III A 1. The metric *ansatz* remains as in Eq. III.16 except we set $q_6 = (1 - \tilde{y}^2)\hat{q}_6$, and express all boundary conditions in terms of \hat{q}_6 . Note that this means at the boundary (both at $\tilde{x} = 1$ and $\tilde{y} = 0$) we want $\hat{q}_6 = a$, and that at the symmetry axis we still have $\partial_{\tilde{x}}\hat{q}_6 = 0$. The only significant change comes at the would be Poincaré horizon, where we impose

$$q_1 = q_2, \quad \partial_{\tilde{y}}q_1 = \partial_{\tilde{y}}q_2 = \partial_{\tilde{y}}q_4 = \partial_{\tilde{y}}q_5 = \partial_{\tilde{y}}\hat{q}_6 = q_3 = 0, \quad (\text{III.21})$$

which are enforced via regularity in ingoing Eddington-Finkelstein coordinates.

3. Results

We will first focus on the following class of profiles for the differential rotation:

$$\omega(r) = \frac{A}{\left(1 + \frac{r^2}{\sigma^2}\right)^{n/2}}, \quad (\text{III.22})$$

where A is the boundary profile amplitude, σ is a length scale, and n is a positive integer³. At large r , these profiles decay like $1/r^n$. Since the boundary metric (III.1) is only determined up to conformal rescalings, we can always rescale A and σ such that the only meaningful quantity is $a \equiv A\sigma$. We will fix $\sigma = 1$ in the numerics, and so $A = a$. In terms of the \tilde{y} coordinate (III.15), we have

$$\omega(r) = \frac{a}{(1 + r^2)^{n/2}} = g(\tilde{y}) = a(1 - \tilde{y}^2)^n. \quad (\text{III.23})$$

We start with results for $n > 1$. (The special case $n = 1$ will be discussed shortly.) For each fixed value of n , we construct the solutions numerically by increasing a starting with

³ This should not be confused with the n which appeared in section III A 1 which will not be referred to again.

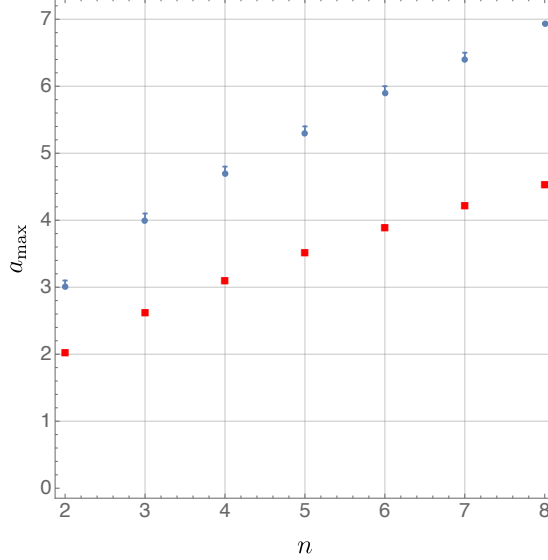


FIG. 3: a_{\max} (represented by the blue disks) and a_{ergo} (represented by the red squares) as a function of n . The error bars in determining a_{\max} are computed via the failure of our code to find solutions for the upper range of a .

$a = 0$. In all cases we find a critical value $a = a_{\max}$, at which the solution becomes singular. This maximum amplitude always lies past the point where an ergoregion develops on the boundary, a_{ergo} . For $2 \leq n \leq 8$, this is shown in Fig. 3 where we have plotted both $a = a_{\max}$ (represented by the blue disks with error bars⁴) and a_{ergo} (represented by the red squares) for various profiles. All of these solutions have a standard Poincaré horizon as expected. For the above class of profiles, a_{ergo} is given by

$$a_{\text{ergo}} = \sqrt{n} \left(\frac{n}{n-1} \right)^{\frac{n-1}{2}}. \quad (\text{III.24})$$

For $a > a_{\text{ergo}}$, the ergoregion is an annular region around the origin on the boundary, and extends into the bulk. For $a = a_{\text{ergo}}$ the ergoregion collapses to a single circle and has been called an evanescent ergoregion [24]. It does not extend into the bulk. Note that both a_{\max} and a_{ergo} increase with n . So when the differential rotation on the boundary falls off faster, solutions exist for a larger amplitude. It is also clear from Fig. 3 that the difference $a_{\max} - a_{\text{ergo}}$ increases with n .

⁴ The error bars in determining a_{\max} simply reflect the fact that a solution exists at the blue dot but not at the upper end of the error bar (using a uniform grid over a). In the following, when we quote results for a_{\max} , we mean this largest value for which we have found a solution, and not literally the singular solution.

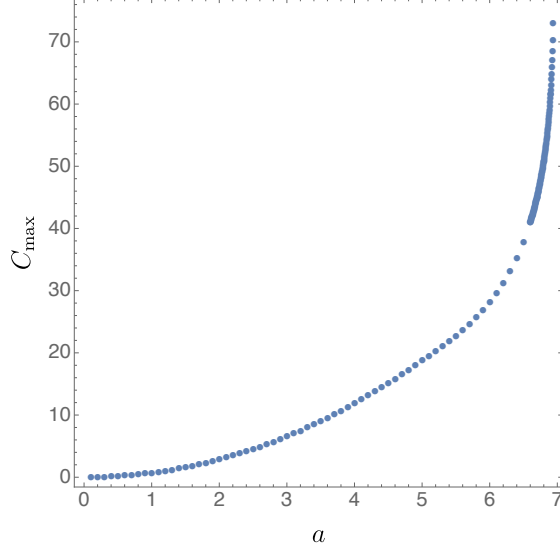


FIG. 4: Maximum value of $C_{abcd}C^{abcd}$ over spacetime, computed with $n = 8$, as a function of a .

To show the formation of a singularity as we approach a_{max} , we monitor the square of the Weyl tensor $C_{abcd}C^{abcd}$ throughout spacetime. Let

$$C_{\text{max}} \equiv \max_{\mathcal{M}} |C_{abcd}C^{abcd}|, \quad (\text{III.25})$$

where \mathcal{M} denotes our spacetime manifold. In Fig. 4 we plot C_{max} as a function of a for $n = 8$. The rapid growth as $a \rightarrow a_{\text{max}}$ is clearly visible. To gain more information about where the singularity appears, in Fig. 5 we plot $C_{abcd}C^{abcd}$ for $a = a_{\text{max}}$ and $n = 2$ (left panel) and $n = 8$ (right panel). Since the rotation axis corresponds to $\tilde{x} = 0$, it is clear that the large curvature is occurring away from this axis. One might wonder if it always occurs inside the ergoregion. To check this, we have denoted the boundary of the ergoregion by a solid black line in Fig. 5. It is clear that the maximum curvature is not always inside the ergoregion.

We next investigate physical quantities like the energy density ρ and angular momentum density j . These are defined in terms of the holographic stress tensor by

$$\rho \equiv -\langle T^t_t \rangle, \quad (\text{III.26a})$$

and

$$j \equiv \langle T^t_\phi \rangle. \quad (\text{III.26b})$$

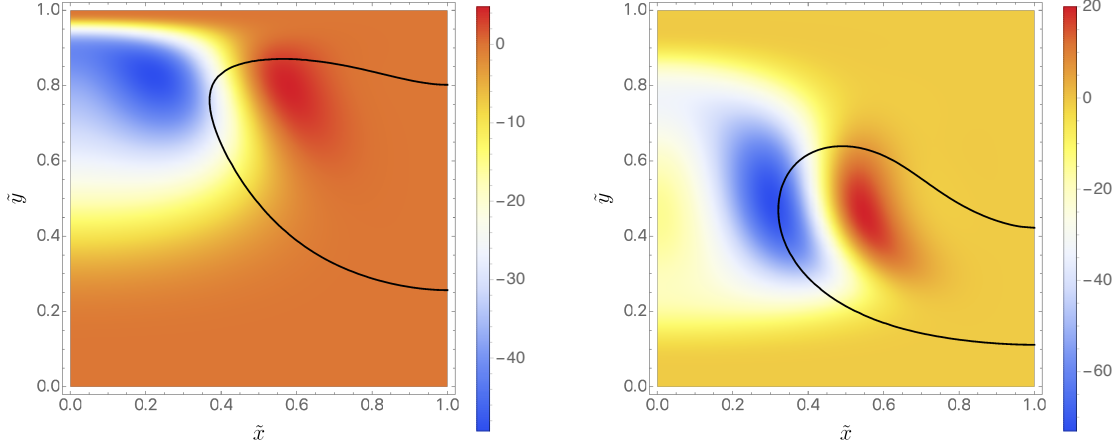


FIG. 5: The Weyl tensor squared computed with $a = a_{\text{max}}$ for $n = 2$ (left panel) and $n = 8$ (right panel). Note that the maximum curvature does not appear on the axis ($\tilde{x} = 0$). The ergoregion lies inside the black line, and does not always contain the maximum curvature.

(In these coordinates, the asymptotic boundary is $\tilde{x} = 1$.)

Within our symmetry class, the holographic stress energy tensor has four non-zero components. In addition, it should be traceless and conserved, which gives two constraints amongst these four components. Thus, the full stress energy tensor is determined by ρ and j .

Two important questions are whether ρ and j change their behavior qualitatively after the ergoregion forms on the boundary, and whether they diverge as we approach a_{max} . To check this, we computed the holographic stress energy tensor using [22], and following *mutatis mutandis* section IIIB 1. We find that the answer to both questions is no: the formation of the ergoregion does not dramatically affect these quantities and they appear to remain finite. This is illustrated in Fig. 6 for $n = 2$ and several values of a , including $a = a_{\text{max}}$ (most right column). Note that the scales on the vertical axis are different in the six plots, and the maximum values of $|\rho|$ and $|j|$ tend to increase with a . Curiously, although ρ remains finite, for $a = a_{\text{max}}$ it reaches a maximum precisely at the edge of the ergoregion. We see this happening for all values of n , and for different profiles. Note that even though we have imposed a differential rotation $\omega(r)$ that is positive everywhere, the induced angular momentum density j takes both positive and negative values. In fact, the total angular momentum, J , in the spacetime turns out to be exactly zero (to machine precision). This is directly analogous to what was found in [16] where static solutions of Einstein-Maxwell were discussed. There it was shown that a localized positive chemical potential that falls off

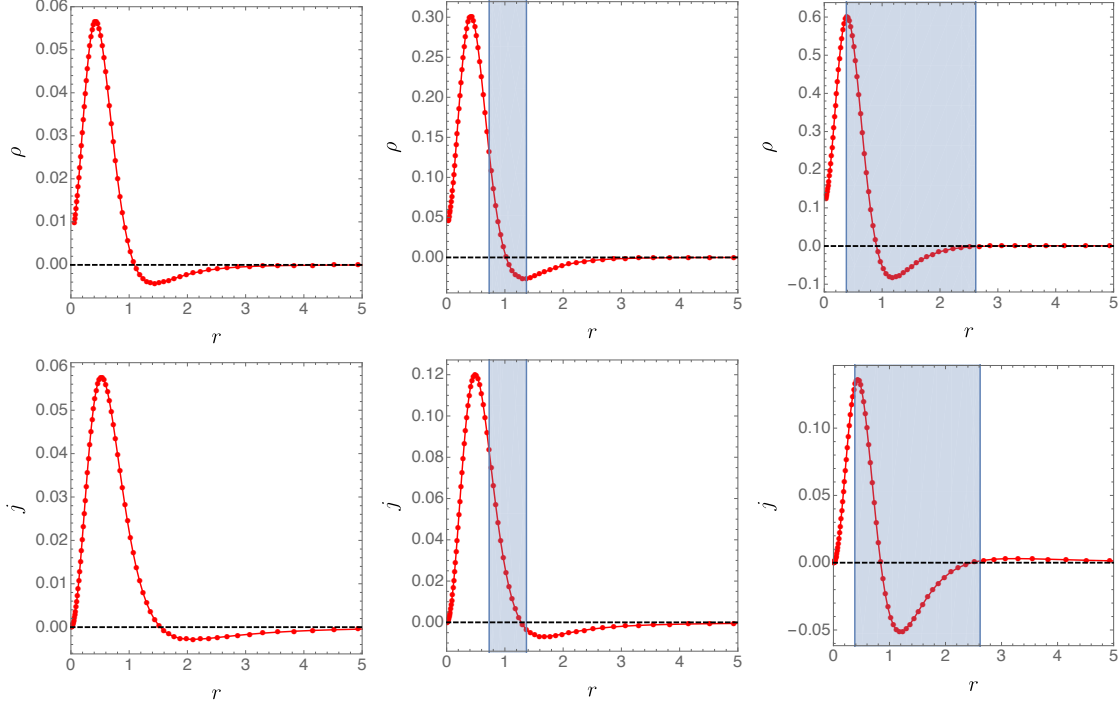


FIG. 6: The holographic energy density (top row) and holographic angular momentum density (bottom row) computed with $n = 2$. The dashed horizontal line marks 0, and the blue region indicates the location of the boundary ergoregion. From left to right, in each of the rows, we have $a = 0.9, 2.1, 3$. (The last value corresponds to a_{max} .)

faster than $1/r$ produces regions of both positive and negative charge density, but the total charge remains exactly zero.

The total energy is plotted in Fig. 7 for $n = 8$. We note that the energy is always positive even after the formation of the boundary ergoregion, denoted by the vertical dashed line *i.e.* $a = a_{\text{ergo}}$. The behaviour of the energy as we approach a_{max} is puzzling to us, *i.e.* we do not understand why it is not monotonic with increasing a .

It is clear from Fig. (3) that the difference $a_{\text{max}} - a_{\text{ergo}}$ depends on the profile for the differential rotation. It turns out that one can make this difference arbitrarily small by a judicious choice of profile⁵. One way to do this is to choose a profile that is very sharply

⁵ We will see in section III B that another way to make this difference arbitrarily small is to go to high temperature.

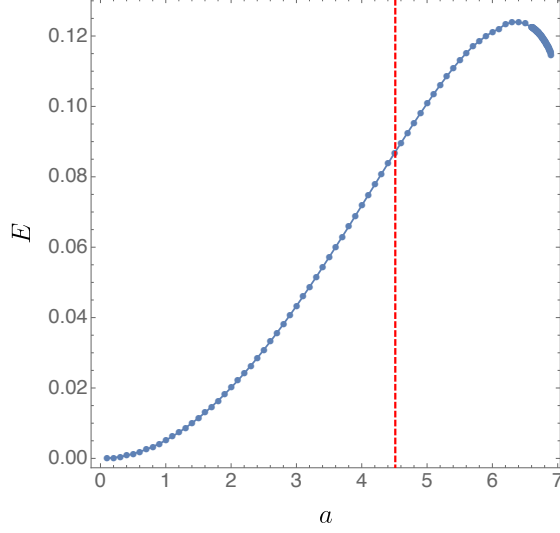


FIG. 7: Total energy E as a function of a , for $n = 8$. The vertical dashed line corresponds to $a = a_{\text{ergo}}$ and the curve ends at a_{max} .

peaked at the origin. Consider

$$\omega(r) = \frac{a}{(b^2 + r^2)^{1/2} (1 + r^2)^{1/2}} \quad (\text{III.27})$$

We have added a new parameter b , which controls the height and thickness of the profile around $r = 0$. In terms of the coordinate (III.15), this profile reads

$$\omega(r) = a \frac{(1 - \tilde{y}^2)^2}{[b^2(1 - \tilde{y}^2)^2 + \tilde{y}^2(2 - \tilde{y}^2)]^{1/2}} \quad (\text{III.28})$$

To see the effect of b , we set $a = 1$ and decrease b . Then $g_{tt} = -1 + r^2\omega^2(r) < 0$ everywhere for $b > 0$, but vanishes at $r = 0$ when $b = 0$. So the ergoregion first forms at the origin in this case. Note that for $b = 0$, the profile looks like a/r near the origin, just like the spinning top solution discussed in section III A 1. We now compute the maximum curvature C_{max} (III.25) as a function of b to see when a singularity forms. The results are shown in Fig. 8, where we see that solutions exist for all $b > 0$, but the $b \rightarrow 0$ limit appears to be singular. So for this profile, stationary solutions cease to exist precisely when the ergoregion first forms.

To see if we could find situations where a_{max} is reached before an ergoregion exists, we considered a class of rotating boundary geometries without ergoregions:

$$ds_{\theta}^2 = -dt^2 + dr^2 + r^2 d\phi^2 - 2r^2\omega(r) dt d\phi, \quad (\text{III.29})$$

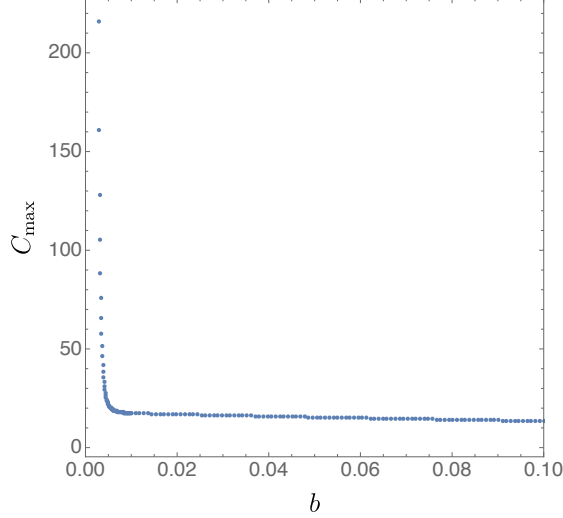


FIG. 8: C_{\max} as a function of b for $a = 1$, $n = 2$ and profile III.27: the blow up as $b \rightarrow 0$ suggests that the solution stops existing precisely when an ergoregion first forms.

These solutions can be constructed exactly as before (section III A 2), except that we change our reference metric to be such that no ergoregion is present. For the reference metric we take all functions as in Eq. (III.17), except for q_1 which is now given by

$$q_1 = 1 + g(\tilde{y})^2 \frac{\tilde{y}^2(2 - \tilde{y}^2)}{(1 - \tilde{y}^2)^2}, \quad (\text{III.30})$$

The form of $\omega(r)$ is again given by (III.23). We studied in great detail the cases with $n = 2, 4, 6, 8$ and we found no upper bound on a . In all these cases, we were able to reach $a \sim 20$ without seeing any indication that the solution is becoming singular. In Fig. 9 we plot C_{\max} as a function of a for $n = 2$. Contrary to the case where the ergoregion is present, the maximum now occurs along the axis of rotation.

Finally, we briefly discuss the case $n = 1$. There are two qualitative differences from the $n > 1$ solutions. First, the IR geometry is not given by a standard Poincaré horizon, but rather by the extremal horizon of a member of the holographic spinning top solution discussed in section III A 1. In other words, any profile that asymptotically behaves like $\omega(r) \sim a/r$ has the same IR geometry as the solution where $\omega(r) = a/r$ everywhere. Note that our boundary conditions (III.21) do not impose this as a Dirichlet condition. Instead, this emerges as the natural IR solution.

Second, the total angular momentum is no longer zero. Since our $n = 1$ boundary profile

$$\omega(r) = \frac{a}{\sqrt{1 + r^2}} = a(1 - \tilde{y}^2), \quad (\text{III.31})$$

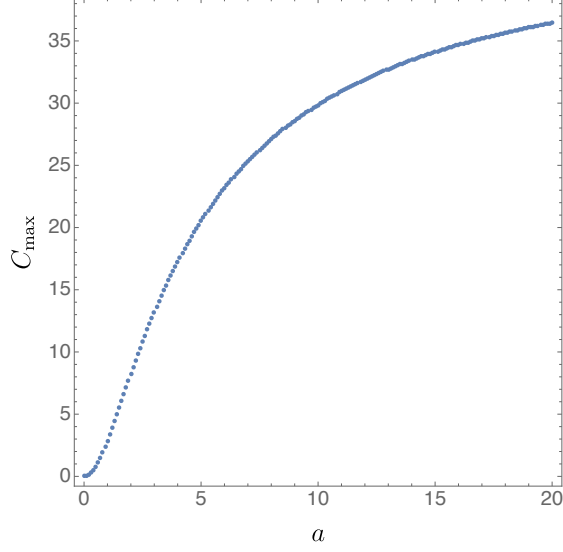


FIG. 9: C_{\max} as a function of a for boundary metrics without ergoregions: there is no indication that the metric is becoming singular at any finite value of a .

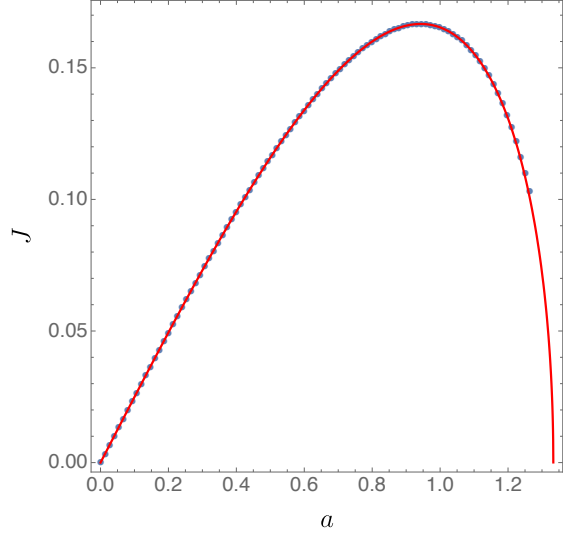


FIG. 10: Total angular momentum as a function of a , for the marginal case ($n = 1$).

The solid red line is the result for the spinning top shown in Fig. 2.

is not singular at $r = 0$, we can compute the total angular momentum just by integrating the angular momentum density. The result is depicted in Fig. 10, where we also superimpose our exact result (III.11). We see that the angular momentum of the regular profile agrees with that of the spinning top with the same coefficient of the $1/r$ fall-off.

4. Stability analysis

For $a < a_{\text{ergo}}$, we expect our solutions to be stable, but for $a > a_{\text{ergo}}$, they may be unstable to nonaxisymmetric perturbations due to the superradiant instability. To investigate this, instead of studying the full gravitational perturbations, we will study perturbations by a massless scalar field. So we add a field Φ satisfying the massless wave equation

$$\square\Phi = 0. \quad (\text{III.32})$$

Since the background is stationary and axisymmetric, we can Fourier decompose Φ as

$$\Phi = e^{-i\omega t + im\phi} \hat{\Phi}(\tilde{x}, \tilde{y}), \quad (\text{III.33})$$

and find the quasinormal mode spectrum, *i.e.* the complex values of ω for which $\hat{\Phi}$ is normalisable at the conformal boundary, and regular at the horizon. We are primarily interested in finding the onset of the instability, which occurs for $\omega = 0$. We can then interpret Eq. (III.32) as an eigenvalue equation for m^2 for a given value of a . Of course, we want $m \in \mathbb{Z}$, since ϕ is chosen to have period 2π .

We now have to discuss the thorny issue of boundary conditions. The best way to do this is to expand Eq. (III.32) around each of our integration boundaries and use Frobenius's method to extract the leading non-analytic behaviour. For $\omega = 0$, we find the following behaviour:

$$\hat{\Phi} \simeq (1 - \tilde{x}^2)^3 \tilde{x}^{|m|} (2 - \tilde{x}^2)^{|m|/2} \tilde{y}^{|m|+2p+3} (2 - \tilde{y}^2)^{\frac{1}{2}(|m|+2p+3)} C_+, \quad (\text{III.34})$$

where p is an integer and C_+ is a smooth function around $\tilde{y} = 0$. In terms of the original coordinates (r, z) of the line element (III.12) this reads

$$\hat{\Phi} \simeq \frac{r^{|m|} z^3 (r^2 + z^2)^p}{(1 + r^2 + z^2)^{\frac{1}{2}(3+|m|+2p)}} \hat{C}_+(r, z), \quad (\text{III.35})$$

where \hat{C}_+ is a smooth function of $r^2 + z^2$. Regularity at the origin thus demands $p = 0$. Note that the factor $r^{|m|}$ is needed to cancel the non-analytic behaviour of $e^{im\phi}$ included in Eq. (III.33). We thus perform the following change of variables

$$\hat{\Phi} = (1 - \tilde{x}^2)^3 \tilde{x}^{|m|} (2 - \tilde{x}^2)^{|m|/2} \tilde{y}^{|m|+3} (2 - \tilde{y}^2)^{\frac{1}{2}(|m|+3)} \tilde{\Phi} \quad (\text{III.36})$$

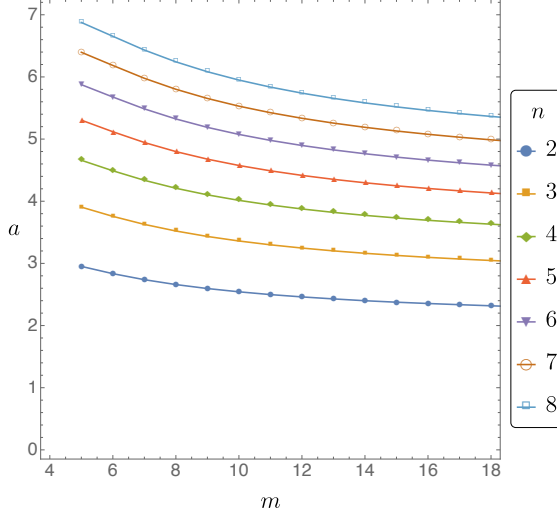


FIG. 11: Onset of superradiance for each mode m , around our profile (III.23) for several values of n .

and solve for $\tilde{\Phi}$ numerically. All we are missing is a choice of boundary conditions. At $\tilde{x} = 0$ and $\tilde{x} = 1$ we find $\partial_{\tilde{x}}\tilde{\Phi} = 0$, while at $\tilde{y} = 0$ we have $\partial_{\tilde{y}}\tilde{\Phi} = 0$. Finally at the Poincaré horizon we find $\tilde{\Phi} = 0$.

In Fig. 11 we show the results of our stability analysis. Our solutions all become unstable before we reach a_{\max} . We plot the amplitude for the onset of the instability for a variety of modes, $5 \leq m \leq 18$, and for several profiles, $2 \leq n \leq 8$. In all cases, the onset occurs for $a > a_{\text{ergo}}$ as expected. Independent of profile, the onset of the instability monotonically decreases with m , and appears to approach a_{ergo} as $m \rightarrow \infty$. This is similar to the results found for Kerr AdS. It supports the idea that an ergoregion is needed to have an instability, and the shortest modes become unstable first.

5. Scalar condensate

We now ask if there is a possible stationary endpoint for this instability. In the analogous problem involving gravity coupled to a Maxwell field, it was found that if one adds a charged scalar field, the solutions also become unstable before a_{\max} . However, it was shown that there is a stationary solution with nonzero scalar field for all amplitudes [13], so there is a natural endpoint to the instability. We now check if the same is true for our vacuum black holes coupled to a scalar field.

It turns out to be convenient to work with a complex massless scalar field so we consider the Einstein-scalar action

$$S = \frac{1}{16\pi G_4} \int_{\mathcal{M}} d^4x \sqrt{-g} \left(R + \frac{6}{L^2} - 2\nabla_a \Phi \nabla^a \Phi^* \right), \quad (\text{III.37})$$

where $*$ denotes complex conjugation. We again use the Einstein-DeTurck equation, but including a scalar field. That is to say, we solve

$$R_{ab} + \frac{3}{L^2} g_{ab} - \nabla_{(a} \xi_{b)} = \nabla_a \Phi \nabla_b \Phi^* + \nabla_b \Phi \nabla_a \Phi^*, \quad (\text{III.38a})$$

$$\square \Phi = 0. \quad (\text{III.38b})$$

To ease our numerical calculations, we consider a scalar field with a definite quantum number m :

$$\Phi = e^{im\phi} \hat{\Phi} \quad \text{and} \quad \Phi^* = e^{-im\phi} \hat{\Phi}, \quad (\text{III.39})$$

with $\hat{\Phi}$ being real. The matter sector breaks axisymmetry, but the metric does not since the stress energy tensor only involves Φ in the combination $\nabla_{(a} \Phi \nabla_{b)} \Phi^*$. This is similar in spirit to the black holes with a single Killing field of [25, 26] and holographic Q-lattices of [27]. As before, we choose an *ansatz* for our scalar field of the form:

$$\hat{\Phi} = (1 - \tilde{x}^2)^3 \tilde{x}^{|m|} (2 - \tilde{x}^2)^{\frac{|m|}{2}} \tilde{y}^{|m|+3} (2 - \tilde{y}^2)^{\frac{|m|+3}{2}} q_7, \quad (\text{III.40})$$

while our metric *ansatz* remains as in Eq. (III.16).

Our results are rather surprising and very different from the electromagnetic case. Stationary solutions with nonzero scalar field indeed branch off from the onset of the instability. However, they now extend towards *smaller* values of a . Eventually, these solutions become singular and terminate. This is depicted in Fig. 12 for $n = 2$ and $m = 6$. To judge the size of the scalar field, we use the maximum of the expectation value of the dual scalar operator over the boundary, which is essentially the coefficient of the leading term in Φ as one approaches the boundary. This is perhaps similar to the results found in [11], where the black resonators and black holes with a single Killing field of [26] extend to smaller values of the angular velocity. Since our vacuum solutions are stable for these values of the amplitude, it is likely that these new solutions with nonzero scalar field are unstable⁶. More importantly,

⁶ Any such solution will be unstable to higher m perturbations. We are saying here that even for fixed m , these solutions are likely to be unstable.

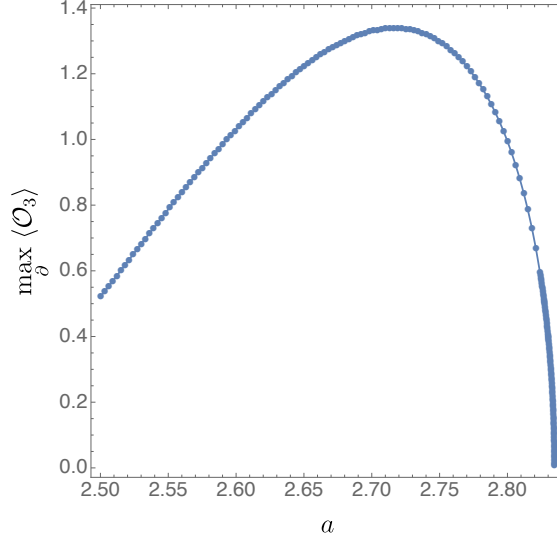


FIG. 12: Solutions with a scalar condensate only exist for amplitudes *less* than the onset. The data shown here gives the maximum value of the condensate along the boundary for the $n = 2$ profile and $m = 6$ mode. The curve terminates at the left when the solution becomes singular.

there are no stationary configurations for the larger amplitude solutions to settle down to, even including the scalar field.

B. Black Holes

We now extend our results to nonzero temperature, to see what happens if we start with a black hole rather than the vacuum. The boundary metric will again be given by (III.1), and the differential rotation $\omega(r)$, will again take the form (III.23).

1. Metric ansatz

We will start by describing our choice of reference metric. First, we take the usual planar black hole written in the familiar Schwarzschild coordinates (r, Z)

$$ds^2 = \frac{L^2}{Z^2} \left[- \left(1 - \frac{Z^3}{Z_+^3} \right) dt^2 + \frac{dZ^2}{1 - \frac{Z^3}{Z_+^3}} + dr^2 + r^2 d\phi^2 \right], \quad (\text{III.41})$$

where the horizon is the null hypersurface $Z = Z_+$ with the associated Hawking temperature $T = 3/4\pi Z_+$. According to the gauge/gravity duality, the Hawking temperature will be identified with the field theory temperature T [28].

We now introduce new coordinates

$$r = \frac{x\sqrt{2-x^2}}{1-x^2} \quad \text{and} \quad Z = Z_+(1-y^2), \quad (\text{III.42})$$

in terms of which the line element (III.41) can be written as

$$ds^2 = \frac{L^2}{(1-y^2)^2} \left\{ -G(y) y_+^2 y^2 dt^2 + \frac{4dy^2}{G(y)} + y_+^2 \left[\frac{4dx^2}{(2-x^2)(1-x^2)^4} + \frac{x^2(2-x^2)}{(1-x^2)^2} d\phi^2 \right] \right\}, \quad (\text{III.43})$$

where $G(y) = 3 - 3y^2 + y^4$ and $y_+ \equiv 1/Z_+$. In terms of these new coordinates, the profile (III.23) reduces to

$$\omega(r) = \frac{a}{(1+r^2)^{n/2}} \equiv g(x) = a(1-x^2)^n. \quad (\text{III.44})$$

We now propose the following *ansatz* for our metric

$$ds^2 = \frac{L^2}{(1-y^2)^2} \left\{ -G(y) y_+^2 y^2 q_1 dt^2 + \frac{4q_2}{G(y)} \left[dy + \frac{q_3 dx}{(1-x^2)^2} \right]^2 + y_+^2 \left[\frac{4q_4 dx^2}{(2-x^2)(1-x^2)^4} + \frac{x^2(2-x^2)}{(1-x^2)^2} q_5 (d\phi - y^2 q_6 dt)^2 \right] \right\}. \quad (\text{III.45})$$

For the reference metric we take Eq. (III.45) with $q_1 = q_2 = q_3 = q_5 = 1$, $q_3 = 0$ and $q_6 = g(x)$.

We now discuss the issue of boundary conditions. Infinitely far away from the fixed points of ∂_ϕ , *i.e.* at $x = 1$, we demand $q_1 = q_2 = q_3 = q_5 = 1$ and $q_3 = q_6 = 0$, which is consistent with our choice of profile (III.44). At the centre, located at $x = 0$, regularity demands

$$\partial_x q_1 = \partial_x q_2 = \partial_x q_4 = \partial_x q_5 = \partial_x q_6 = q_3 = 0. \quad (\text{III.46})$$

At the conformal boundary, located at $y = 1$, we choose the line element (III.45) to approach the reference metric, *i.e.*

$$q_1 = q_2 = q_3 = q_5 = 1, \quad q_3 = 0, \quad \text{and} \quad q_6 = g(x). \quad (\text{III.47})$$

Finally, at the horizon, located at $y = 0$, regularity in ingoing Eddington-Finkelstein coordinates imposes

$$\partial_y q_1 = \partial_y q_2 = \partial_y q_4 = \partial_y q_5 = \partial_y q_6 = q_3 = 0 \quad \text{and} \quad q_1 = q_2, \quad (\text{III.48})$$

with the later condition fixing the black hole temperature to be

$$T = \frac{3}{4\pi} y_+ . \quad (\text{III.49})$$

Lastly, we discuss how to extract the holographic stress energy tensor, following [22]. First, we solve (II.2) in a series expansion around conformal boundary $y = 1$. This is done via the rather intricate expansion

$$q_i = \sum_{j=0}^{+\infty} q_i^{(j)}(x)(1-y)^j + (1-y)^{(3+\sqrt{33})/2} \sum_{j=0}^{+\infty} \hat{q}_i^{(j)}(x)(1-y)^j + (1-y)^4 \log(1-y) \sum_{j=0}^{+\infty} \tilde{q}_i^{(j)}(x)(1-y)^j . \quad (\text{III.50})$$

The nonanalytic terms, which will affect the convergence of our numerical method, were first uncovered in [29] and [30].

Once the expansion is sorted out, the idea is to then change from our coordinates (x, y) to Fefferman-Graham coordinates via a new asymptotic expansion

$$x = \sqrt{1 - \frac{1}{\sqrt{1+r^2}}} + \alpha_1(r) z + \alpha_2(r) z^2 + \alpha_3(r) z^3 + \alpha_4(r) z^4 + \mathcal{O}(z^4) \quad (\text{III.51a})$$

$$y = 1 + \beta_1(r) z + \beta_2(r) z^2 + \beta_3(r) z^3 + \beta_4(r) z^4 + \mathcal{O}(z^4) \quad (\text{III.51b})$$

and determine the coefficients α_i and β_i by requiring the line element (III.45) to be in the Fefferman-Graham form, *i.e.*

$$ds^2 = \frac{L^2}{z^2} [dz^2 + ds_0^2 + ds_2^2 z^2 + ds_3^2 z^3 + \mathcal{O}(z^4)] , \quad (\text{III.52})$$

where ds_i^2 , with $i \in \{0, 2, 3\}$, only has components along the boundary directions. For instance, we find

$$\alpha_1 = 0 \quad \text{and} \quad \beta_1 = -\frac{y_+}{2} . \quad (\text{III.53})$$

After recasting the metric is in this form, the holographic stress energy tensor is recovered via [22]

$$\langle T_{\mu\nu} \rangle dx^\mu dx^\nu = \frac{3}{16\pi} ds_3^2 . \quad (\text{III.54})$$

2. Results

We have followed the same procedure as before, increasing the amplitude a for fixed temperature T , and for several different profiles: $n = 2, 4, 6, 8$. In all cases, we again find

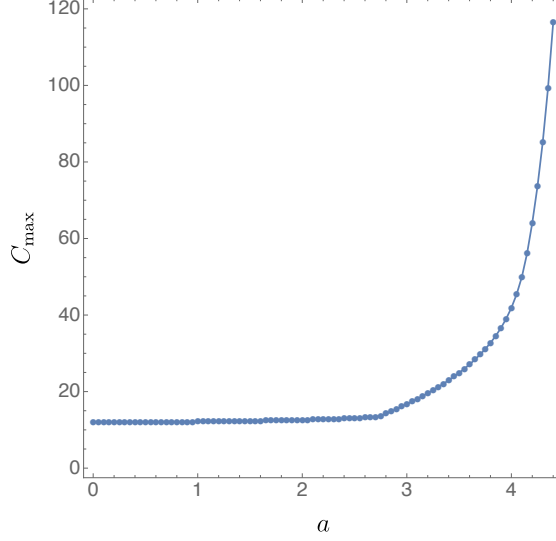


FIG. 13: C_{\max} as a function of a , computed for $n = 4$ and $T = .9/4\pi$.

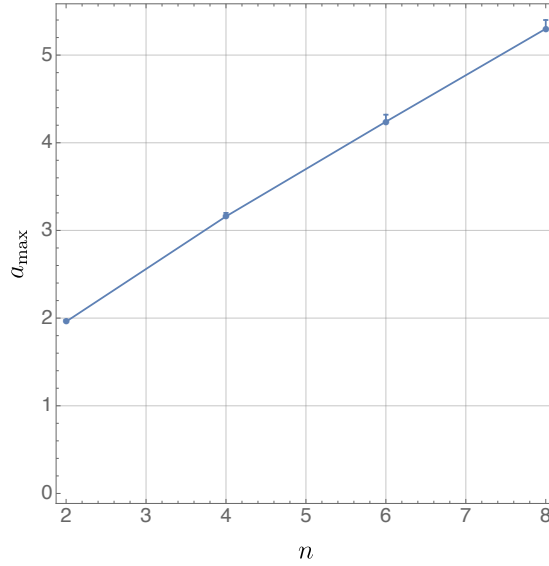


FIG. 14: a_{\max} as a function of n , computed for $T = 3/4\pi$.

that there is a maximum amplitude we can attain before our solution becomes singular⁷. As a typical example, in Fig. 13 we plot the maximum value of the square of the Weyl tensor, C_{\max} (III.25) for the case $n = 4$ and $T = .9/4\pi$. The apparent kink in Fig. 13 results from the crossing of two local maxima, analogous to the absolute maximum going through a first order phase transition. As in the $T = 0$ case, a_{\max} increases with n . This is illustrated

⁷ This was not true in the analogous electromagnetic problem, where static solutions were found with $T > 0$ for any amplitude of the chemical potential [3].

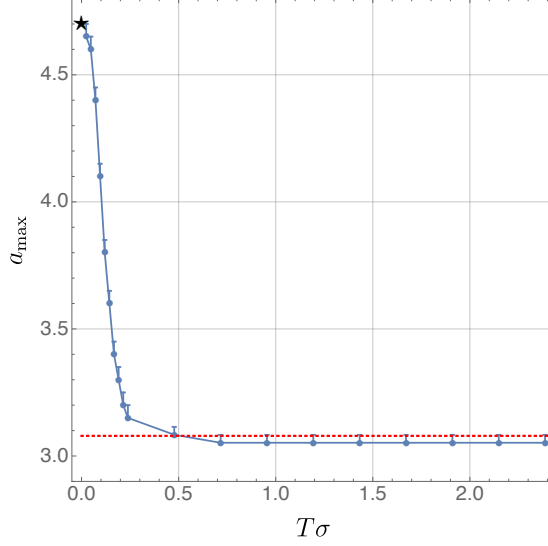


FIG. 15: a_{\max} as a function of T , computed for $n = 4$. The black star is the $T = 0$ result and the dotted red line is a_{ergo} .

in Fig. 14, where we plot a_{\max} at fixed $T = 3/4\pi$, for several values of n . For all profiles, $a_{\max} > a_{\text{ergo}}$.

Next, we examine how a_{\max} changes when we turn up the temperature. We find that a_{\max} decreases rapidly from its $T = 0$ value and settles down to a_{ergo} . To illustrate this, in Fig. 15 we plot a_{\max} as a function of T , for fixed $n = 4$. The black dot is the $T = 0$ value, the dotted red line is a_{ergo} , and the blue dots are the numerical values of a_{\max} we extracted at finite temperature.

Despite appearances in Fig. 15, we do not expect $a_{\max} = a_{\text{ergo}}$ at finite T , but only to approach it from above as $T \rightarrow \infty$. This is because one can construct stationary black holes with large T for all $a < a_{\text{ergo}}$ using holography, and in particular, the fluid/gravity correspondence [31–33]. When the scale of curvature is much larger than the thermal wavelength, one expects the dual field theory will be well described by a fluid. In this case, the fluid/gravity correspondence constructs a bulk solution by associating a piece of a boosted planar black hole to boundary regions that are smaller than the curvature scale but larger than the thermal wavelength, and suitably patching them together. For $a < a_{\text{ergo}}$ one can indeed construct stationary bulk black holes using this procedure which agree very well with our numerical solutions. However one cannot obtain stationary solutions this way when there is an ergoregion on the boundary, since the Killing field becomes spacelike and can no

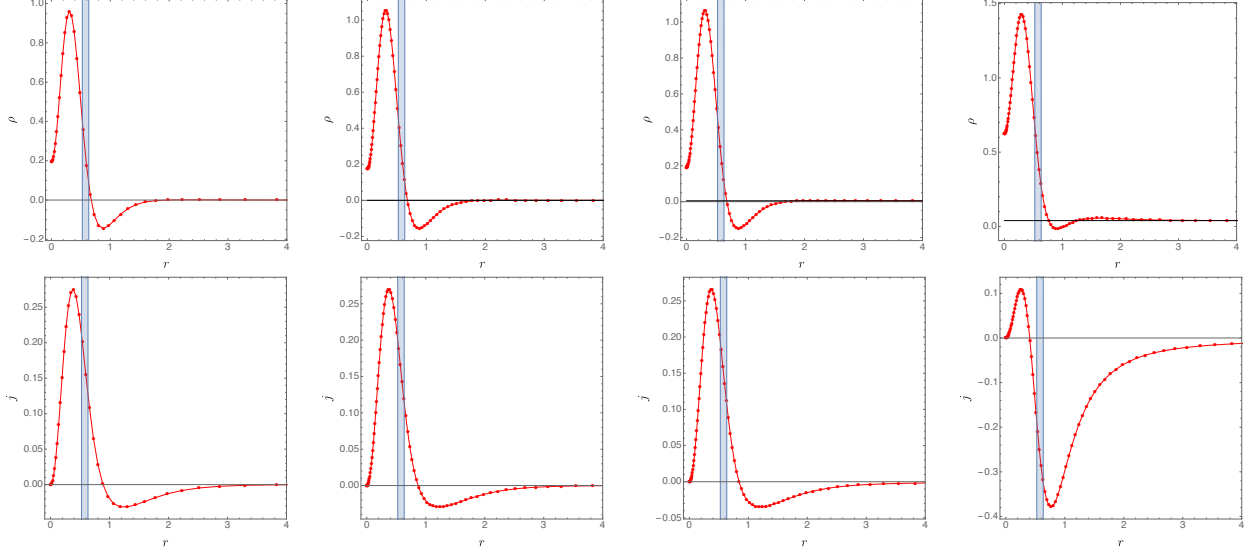


FIG. 16: The holographic energy density (top row) and holographic momentum density (bottom row) computed for $n = 4$ and fixed $a = 3.1$ at four distinct temperatures. The shaded region denotes the ergoregion. From left to right we have $4\pi T/3 = 0, 0.1, 0.5, 1$. The horizontal solid black line in the holographic energy density plots indicate the value that these quantities take for a planar Schwarzschild black brane (III.41).

longer define a local rest frame for the fluid. One can presumably construct nonstationary black holes by picking a slowly varying unit timelike vector on the boundary to use as the fluid four-velocity.

Finally, we have studied how the energy density ρ and angular momentum density j (III.26) depend on the temperature. This is shown in Fig. 16 for $4\pi T/3 = 0.0, 0.1, 0.5, 1.0$ at fixed $n = 4$ and $a = 3.1$, which is close to a_{\max} . The shaded regions correspond to the location of the boundary ergoregion. The horizontal solid black line in the holographic energy density plots indicate the value that these quantities take for a planar Schwarzschild black hole (III.41). Note that j vanishes identically for the planar Schwarzschild black hole (III.41). The figure shows that ρ and j differ significantly from their Schwarzschild values in the vicinity of the ergoregion. The curves corresponding to $T = 0$ were taken from the analysis of the previous section (corresponding to the two plots on the left column of Fig. 16). The total angular momentum J is now nonzero and grows with T . Unlike the total energy E , J appears to diverge as $a \rightarrow a_{\max}$.

IV. COMPACT SOLUTIONS

In this section we consider a different class of solutions where the boundary has topology $\mathbb{T}^2 \times \mathbb{R}$ and we add rotation around the circles. We will mostly focus on the case where we add rotation around one circle, so the boundary metric takes the form

$$ds_{\partial}^2 = -dt^2 + dX^2 + [dW - \omega(X)dt]^2, \quad (\text{IV.1})$$

where X and W are both periodic with periods $\ell_X = 2\pi/k_X$ and $\ell_W = 2\pi/k_W$ respectively, and

$$\omega(X) = a \cos k_X X. \quad (\text{IV.2})$$

Note that if $a > 1$, there is a boundary ergoregion, whereas if $a < 1$ there is none, so $a_{\text{ergo}} = 1$. The case $a = 1$ corresponds to the situation when we have an evanescent ergosurface. Unlike the non-compact case, a now always has conformal dimension 0, so it corresponds to a marginal deformation of the boundary metric.

At the end of this section, we will briefly comment on what happens if we add rotation to both circles and the boundary metric takes the form:

$$ds_{\partial}^2 = -dt^2 + [dX - \tilde{\omega}(W)dt]^2 + [dW - \omega(X)dt]^2, \quad (\text{IV.3})$$

with

$$\tilde{\omega}(W) = \tilde{a} \cos k_W W. \quad (\text{IV.4})$$

A. Zero-temperature solutions

We first discuss zero-temperature solutions. Even though our ansatz for the boundary metric (IV.1) has three parameters a, k_X, k_W , there is only a one parameter family of inequivalent solutions labelled by a . This is because we can use scale invariance to set $k_X = 1$, and since our boundary metric is independent of W , our solution will be independent of W and ℓ_W will only appear as an overall factor.

Since our boundary metrics are compact, we have a couple of possibilities for the IR behaviour of our solutions. Namely, one can have a solitonic solution, with no horizons, where a spatially compact direction smoothly caps off spacetime [34], or we can try to compactify the Poincaré horizon. If one starts with the Poincaré patch of AdS and makes

the spacelike directions of the Minkowski slices compact by periodically identifying them, the horizon develops a conical singularity and is no longer smooth. This is because the translational symmetries have a fixed point there.

In a canonical ensemble, the solution that is likely to dominate at $T = 0$ is the solitonic one, since this is true without the rotation. However, we are interested in studying these solutions from a microcanonical perspective, since that is appropriate when evolving at fixed energy. Furthermore, we are interested in the $T \rightarrow 0$ limit of the black holes we will construct in part **B**, so we will focus on the solutions with a compactified Poincaré horizon. We leave the construction of the solitonic solutions to a future endeavour.

1. Metric ansatz

Again, we use the DeTurck method which we outlined in section II to construct solutions. We start with pure AdS written in familiar Fefferman-Graham coordinates

$$ds^2 = \frac{L^2}{Z^2}(-dt^2 + dX^2 + dW^2 + dZ^2), \quad (\text{IV.5})$$

where again X and W are periodic coordinates with period $\ell_X \equiv 2\pi/k_X$ and $\ell_W \equiv 2\pi/k_W$. We now introduce coordinates

$$Z = \frac{y\sqrt{2-y^2}}{1-y^2}, \quad X = \frac{x}{k_X}, \quad \text{and} \quad W = \frac{w}{k_W}, \quad (\text{IV.6})$$

which brings Eq. (IV.5) into the following form

$$ds^2 = \frac{L^2}{y^2(2-y^2)} \left[(1-y^2)^2 \left(-dt^2 + \frac{dx^2}{k_X^2} + \frac{dw^2}{k_W^2} \right) + \frac{4dy^2}{(2-y^2)(1-y^2)^2} \right]. \quad (\text{IV.7})$$

The form of (IV.7) is ideal to introduce the DeTurck trick, since $y = 1$ marks the Poincaré horizon and $y = 0$ the location of the conformal boundary while the remaining two boundary coordinates have period 2π . In this section we will only study rotation profiles along the W direction, which explicitly depend on X . Our line element for the DeTurck method reads

$$ds^2 = \frac{L^2}{y^2(2-y^2)} \left\{ (1-y^2)^2 \left[-q_1 dt^2 + q_4 \left(\frac{dx}{k_X} + q_3 dy \right)^2 + q_5 \left(\frac{dw}{k_W} - q_6(1-y^2)^2 dt \right)^2 \right] + \frac{4q_2 dy^2}{(2-y^2)(1-y^2)^2} \right\}, \quad (\text{IV.8})$$

which is invariant under general reparametrizations of (x, y) . For the reference metric we will take

$$q_1 = q_2 = q_4 = q_5 = 1, \quad q_3 = 0, \quad \text{and} \quad q_6 = a \cos x. \quad (\text{IV.9})$$

The boundary conditions at the IR of the theory, that is to say at the horizon located at $y = 1$, are simply

$$\partial_y q_1 = \partial_y q_4 = \partial_y q_5 = 0, \quad q_2 = 1 \quad \text{and} \quad q_3 = q_6 = 0, \quad (\text{IV.10})$$

while at the conformal boundary we demand our physical bulk spacetime metric to approach the reference metric (IV.9). We shall see that the IR will depend on a , but in a trivial way. In particular, the IR will always be Poincaré, but g_{tt} , g_{ww} and g_{xx} will appear renormalised along the RG flow as we move from the UV to the IR. This is to be expected, since from the perspective of the UV theory, a is a marginal deformation. The boundary conditions above are compatible with such IR behaviour. We should *a posteriori* check that q_1 , q_4 and q_5 are independent of x when $y = 1$, which will turn out to be the case for all the runs we have made.

2. Results

Just as in the noncompact case, there is a maximum amplitude a_{max} beyond which the solutions develops a curvature singularity. To find a_{max} , we again monitor the maximum value of the square of the Weyl tensor, C_{max} , as a function of a and determine where it diverges. This is plotted in Fig. 17. Like the non-compact zero-temperature solutions of section III A 3, solutions exists even when $a > a_{\text{ergo}} = 1$. In fact we find $a_{\text{max}} \approx 1.28$. We have computed other quantities such as ρ and j , but they behave just like in the non-compact case, so we will not present them here. One of the quantities of interest that we can extract from these is the energy density E/ℓ_W as a function of a . This is presented in Fig. 18, where we again see E increasing monotonically even past $a = a_{\text{ergo}}$, but reaching a maximum value just before a_{max} . Just like for the non-compact case, we have no current understanding of this behaviour.

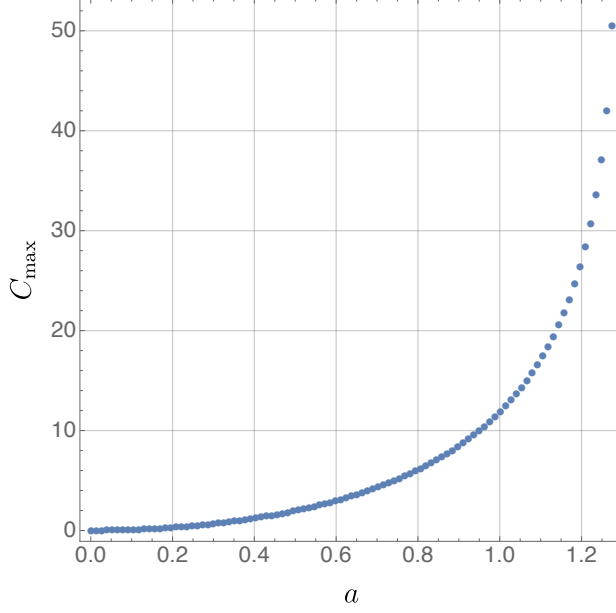


FIG. 17: C_{\max} as a function of a for the $T = 0$ compact case.

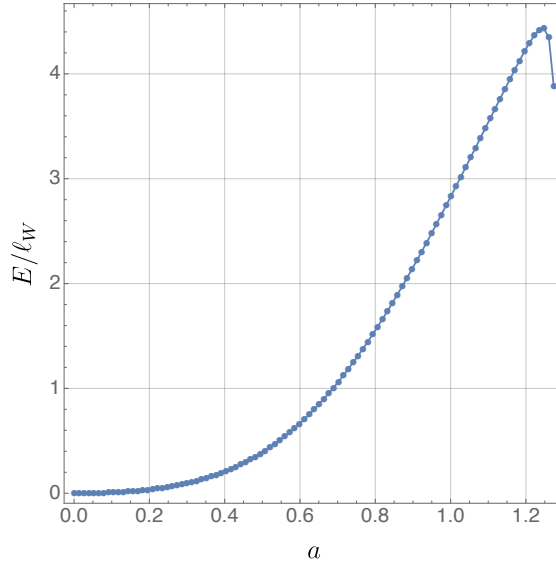


FIG. 18: The energy density E/ℓ_W as a function of a , with the non-monotonic behaviour starting at around $a \approx 1.24422$.

B. Black Holes

We next discuss black hole solutions with boundary conditions (IV.1) or (IV.3). Since the temperature T is a new dimensionful parameter, inequivalent solutions can now depend on the dimensionless ratios T/k_X and T/k_W . Increasing the wavenumbers at fixed temperature

will have the same effect as decreasing the temperature. Combined with the dimensionless amplitude a , our moduli space is thus either two or three-dimensional depending on which boundary condition we impose.

1. Metric ansatz

We will again use the DeTurck method. We will start by recalling the line element of a Schwarzschild black brane with toroidal spatial cross sections

$$ds^2 = \frac{L^2}{Z^2} \left[- \left(1 - \frac{Z^3}{Z_+^3} \right) dt^2 + \frac{dZ^2}{1 - \frac{Z^3}{Z_+^3}} + dX^2 + dW^2 \right], \quad (\text{IV.11})$$

and we are interested in the case where both X and W are periodic with periods $\ell_X \equiv 2\pi/k_X$ and $\ell_W \equiv 2\pi/k_W$, respectively. Next, we change to new variables

$$Z = Z_+(1 - y^2), \quad X = \frac{x}{k_X} \quad \text{and} \quad W = \frac{w}{k_W} \quad (\text{IV.12})$$

in terms of which (IV.13) can be recast as

$$ds^2 = \frac{L^2}{(1 - y^2)^2} \left[-G(y) y_+^2 y^2 dt^2 + \frac{4dy^2}{G(y)} + \frac{y_+^2}{k_X^2} dx^2 + \frac{y_+^2}{k_W^2} dw^2 \right], \quad (\text{IV.13})$$

where $G(y) = 3 - 3y^2 + y^4$, $y_+ \equiv 1/Z_+$ and x, w are periodic coordinates with period 2π . The horizon is the null hypersurface $y = 0$, and has Hawking temperature

$$T = \frac{3y_+}{4\pi}. \quad (\text{IV.14})$$

We can now detail the *ansatz* we used in the DeTurck method. We recall that this *ansatz* should be compatible with diffeomorphism invariance in the (x, y) directions. The line element reads

$$ds^2 = \frac{L^2}{(1 - y^2)^2} \left\{ -G(y) y_+^2 y^2 q_1 dt^2 + \frac{4q_2 dy^2}{G(y)} + \frac{y_+^2}{k_X^2} q_4 (dx + q_3 dy)^2 + y_+^2 q_5 \left(\frac{dw}{k_W} - y^2 q_6 dt \right)^2 \right\}, \quad (\text{IV.15})$$

where all six functions q_i are functions of (x, y) only. For the reference metric in the DeTurck method, we will use the line element above with

$$q_1 = q_2 = q_4 = q_5 = 1, \quad q_3 = 0, \quad \text{and} \quad q_6 = \omega(x). \quad (\text{IV.16})$$

The boundary conditions are determined by requiring regularity across the event horizon, which demands

$$\partial_y q_1 = \partial_y q_2 = \partial_y q_4 = \partial_y q_5 = \partial_y q_6 = 0, \quad q_3 = 0 \quad \text{and} \quad q_1 = q_2. \quad (\text{IV.17})$$

Note that the last boundary condition ensures that the black hole temperature is given as in (IV.14). At the boundary, we give Dirichlet boundary conditions and demand the metric to approach the reference metric (IV.16)

Finally, we will also briefly discuss the case where we have boundary deformations in both the x and the w directions. This corresponds to a full three dimensional problem, where the black hole has a single Killing isometry corresponding to time translations $\partial/\partial t$. The most general line element compatible with such reduced symmetries reads

$$\begin{aligned} ds^2 = \frac{L^2}{(1-y^2)^2} & \left[-G(y) y_+^2 y^2 Q_1 dt^2 + \frac{4Q_2}{G(y)} (dy + y^2 Q_7 dt)^2 + y_+^2 Q_3 \left(\frac{dx}{k_X} - y^2 Q_5 dt + Q_8 dy \right)^2 \right. \\ & \left. + y_+^2 Q_4 \left(\frac{dw}{k_W} - y^2 Q_6 dt + Q_9 dy + Q_{10} dx \right)^2 \right] \quad (\text{IV.18}) \end{aligned}$$

where all ten functions Q_i are functions of (x, y, w) . For the reference metric we now choose

$$\begin{aligned} Q_i &= 1, & \text{for} & \quad i \in \{1, 2, 3, 4\}, \\ Q_i &= 0, & \text{for} & \quad i \in \{7, 8, 9, 10\}, \\ Q_5 &= a_x \cos w & \text{and} & \quad Q_6 = a_w \cos x. \end{aligned} \quad (\text{IV.19})$$

The boundary conditions at the horizon again following from requiring regularity across the event horizon

$$\begin{aligned} \partial_y Q_i &= 1, & \text{for} & \quad i \in \{1, 2, 3, 4, 5, 6\}, \\ Q_i &= 0, & \text{for} & \quad i \in \{7, 8, 9, 10\}, \\ Q_1 &= Q_2, \end{aligned} \quad (\text{IV.20})$$

with the later fixing the temperature to be given by (IV.14). Finally, at the conformal boundary, we demand the bulk physical metric to approach the reference metric (IV.19).

2. Results

We start by adding rotation around one circle. Just as in section IIIB we find that solutions exist only up to a maximum value a_{max} , which strongly depends on the ratio

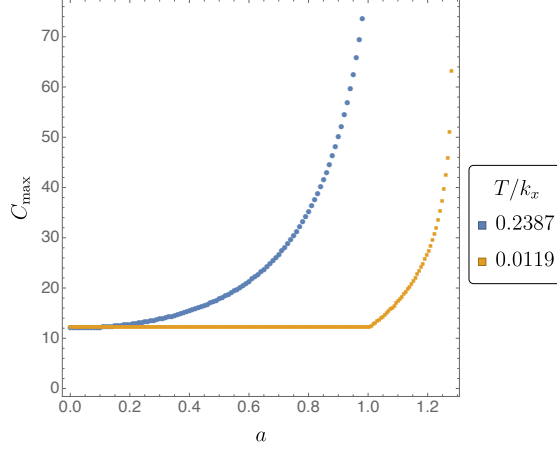


FIG. 19: C_{\max} as a function of a , depicted for $T/k_X = 0.2387$ (top curve) and $T/k_X = 0.0119$ (bottom curve). The kink in the bottom curve corresponds to the interchange of two local maxima.

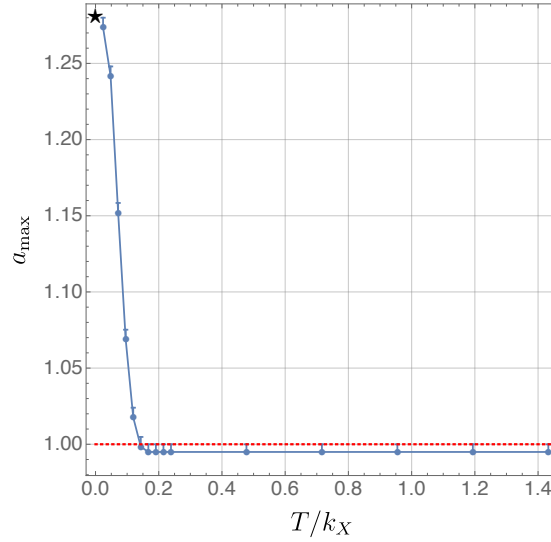


FIG. 20: a_{\max} as a function of T/k_X . The black star is the $T = 0$ result obtained in the previous section and the dotted red line is $a = a_{\text{ergo}} = 1$.

T/k_X . We first fix T/k_X and increase a until the curvature, C_{\max} , appears to diverge. This is depicted in Fig. 19 for $T/k_X = 0.239$ (top curve) and $T/k_X = 0.0119$ (bottom curve).

In the next step, we investigate how a_{\max} depends on T/k_X by repeating the same calculation that leads to Fig. 19 for many values of T/k_X . The results are plotted in Fig. 20. Again we see that a_{\max} decreases rapidly from the $T = 0$ result computed in the previous section to $a_{\text{ergo}} = 1$ in the fluid limit (corresponding to the high-temperature regime)

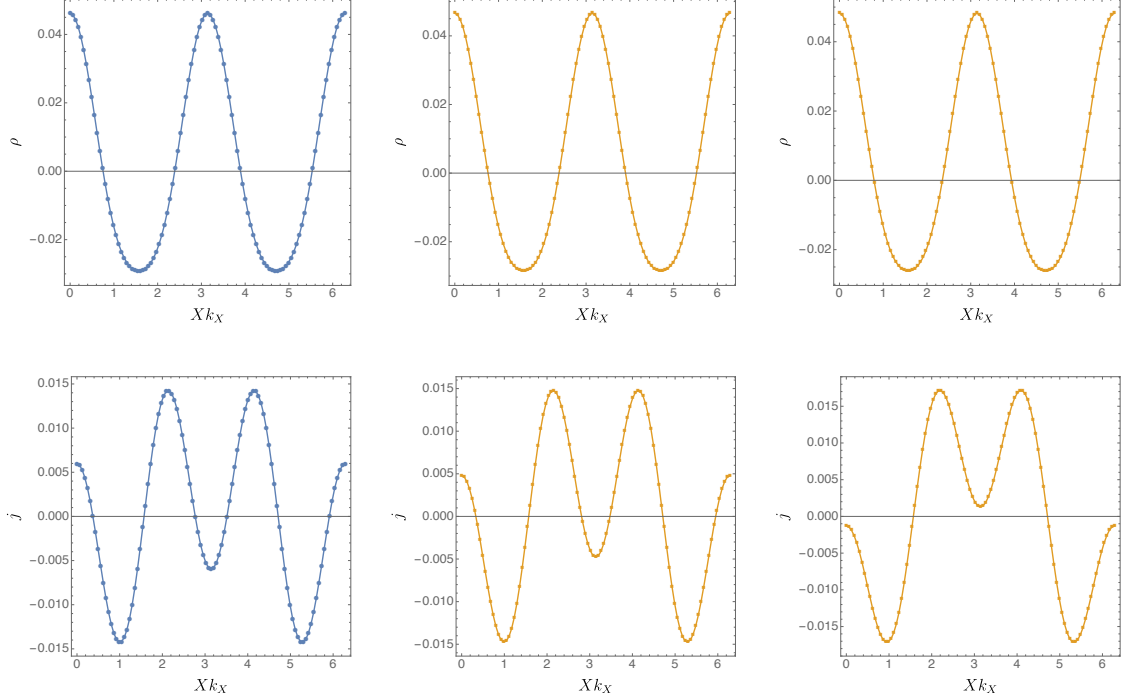


FIG. 21: The holographic energy density (top row) and holographic momentum density (bottom row) computed at fixed $a = 1.1008$ at three distinct temperatures. From left to right we have $T/k_X = 0.0239, 0.0477, 0.0716$.

We also studied how ρ and j depend on T/k_X at fixed $a = 1.1008$, which can be seen in Fig. 21 for $T/k_X = 0.0239, 0.0477, 0.0716$. Since $a > 1$ there is an ergoregion on the boundary, but for these low temperatures, ρ and j change only modestly with T .

At high temperatures, the behaviour of ρ and j is dramatically different from the one depicted in Fig. 21. In Fig. 22 we show both ρ and j computed for $T/k_X \approx 1.43$ and $a = 0.975$. Although the boundary metric now does not have an ergoregion, if a is increased slightly an ergoregion forms at $k_X X = 0, \pi$. Note that both the energy and momentum densities develop large features precisely at the location of the would be ergoregion. This is in perfect agreement with the fluid gravity calculation, which indicates a similar feature. In Fig. (23) we show the analytic curve derived in the fluid approximation (represented as a dashed line) and our numerical data (represented as blue disks). The agreement even at these modest values of T/k_X is very reassuring.

If we fix T/k_X and increase a , the area of the event horizon increases rapidly as $a \rightarrow a_{\max}$. We show this behaviour in Fig. 24 where we plot the entropy density S/ℓ_W as a function of

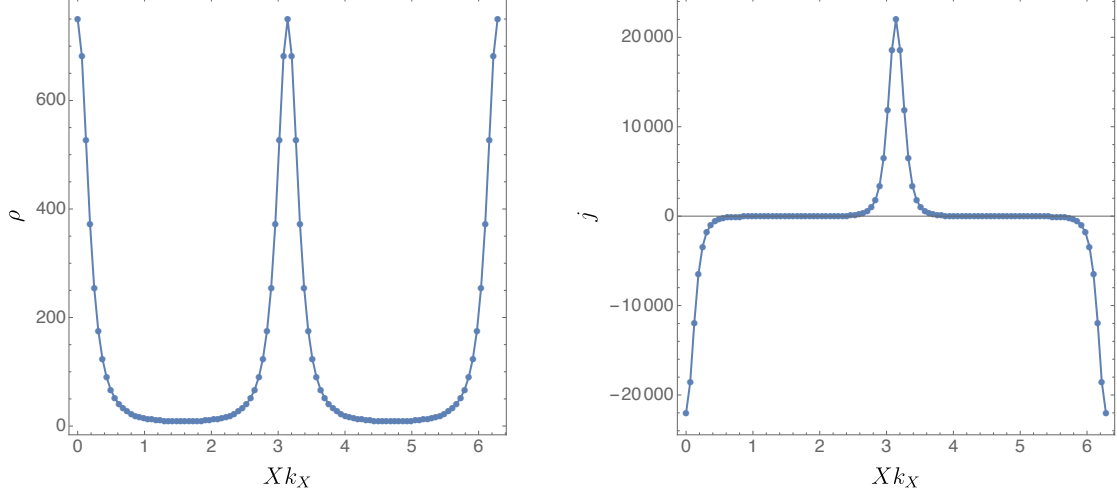


FIG. 22: The holographic energy density (left panel) and holographic momentum density (right panel) computed for $a = 0.975$ and $T/k_X \approx 1.43$.

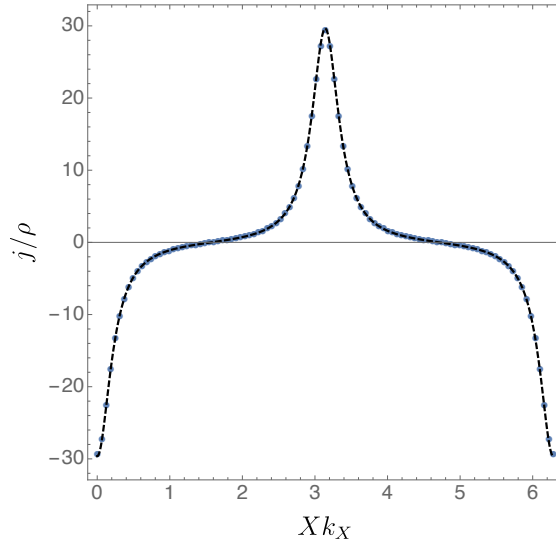


FIG. 23: The ratio j/ρ as a function of Xk_X , computed using $a = 0.975$ and $T/k_X \approx 1.43$.

The dashed black line represents the fluid calculation and the blue disks our numerical data.

a and using $T/k_X \approx 0.2387$. Other values of T/k_X have behave similarly.

Finally, we briefly discuss what happens if we add rotation around both circles and use boundary metric (IV.3). We will assume equal amplitude for the two rotations: $a = \tilde{a}$. The calculations are, of course, much more time consuming since we are now solving ten coupled three-dimensional nonlinear partial differential equations. Nevertheless, we reach similar

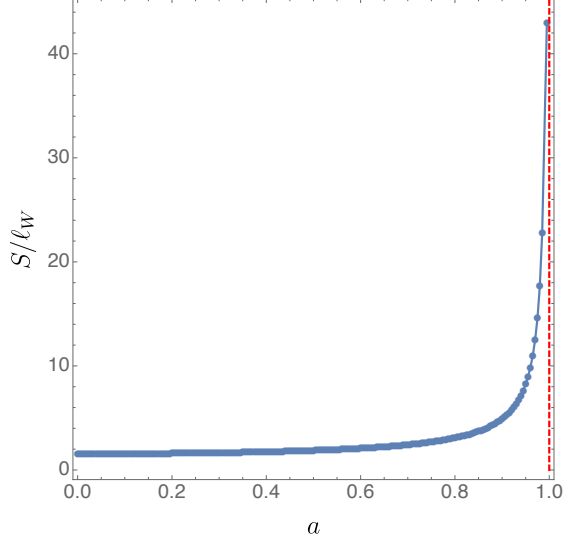


FIG. 24: The entropy density S/ℓ_W as a function of a , computed using $T/k_X \approx 0.2387$. The vertical dashed red line marks $a = 1$, where a boundary ergoregion forms. (This is very close to a_{max} and our numerics cannot distinguish them.)

conclusions. Again we find that solutions exist up to a maximum value a_{max} and that this can be larger than $a_{\text{ergo}} \equiv 1/\sqrt{2}$. The ergoregion now consists of disconnected disks centred at $Xk_X = 0, \pi$ and $Wk_W = 0, \pi$. Perhaps the most interesting quantities to plot are now the energy density ρ and the remaining components of the stress energy tensor. These are displayed in Fig. 25 for $T/k_W = 0.239$, $k_X/k_W = 1$, and $a = 0.6$. The behaviour is very similar for other values of a we have studied, except that the extrema get more noticeable as one approaches $a = a_{\text{max}}$.

V. DISCUSSION

We have numerically constructed stationary, asymptotically AdS solutions of Einstein's equation with $\Lambda < 0$ with rotating boundary metrics. If we fix the profile of the differential rotation and increase the overall amplitude a , we find a maximum value a_{max} where the solution becomes singular. This happens both at zero and nonzero temperature, and for compact or noncompact boundaries. In paper II of this series, we will study the time dependent problem where a is increased from $a < a_{\text{max}}$ to $a > a_{\text{max}}$ and show that the curvature grows without bound. Thus these spacetimes provide new counterexamples to weak cosmic censorship.

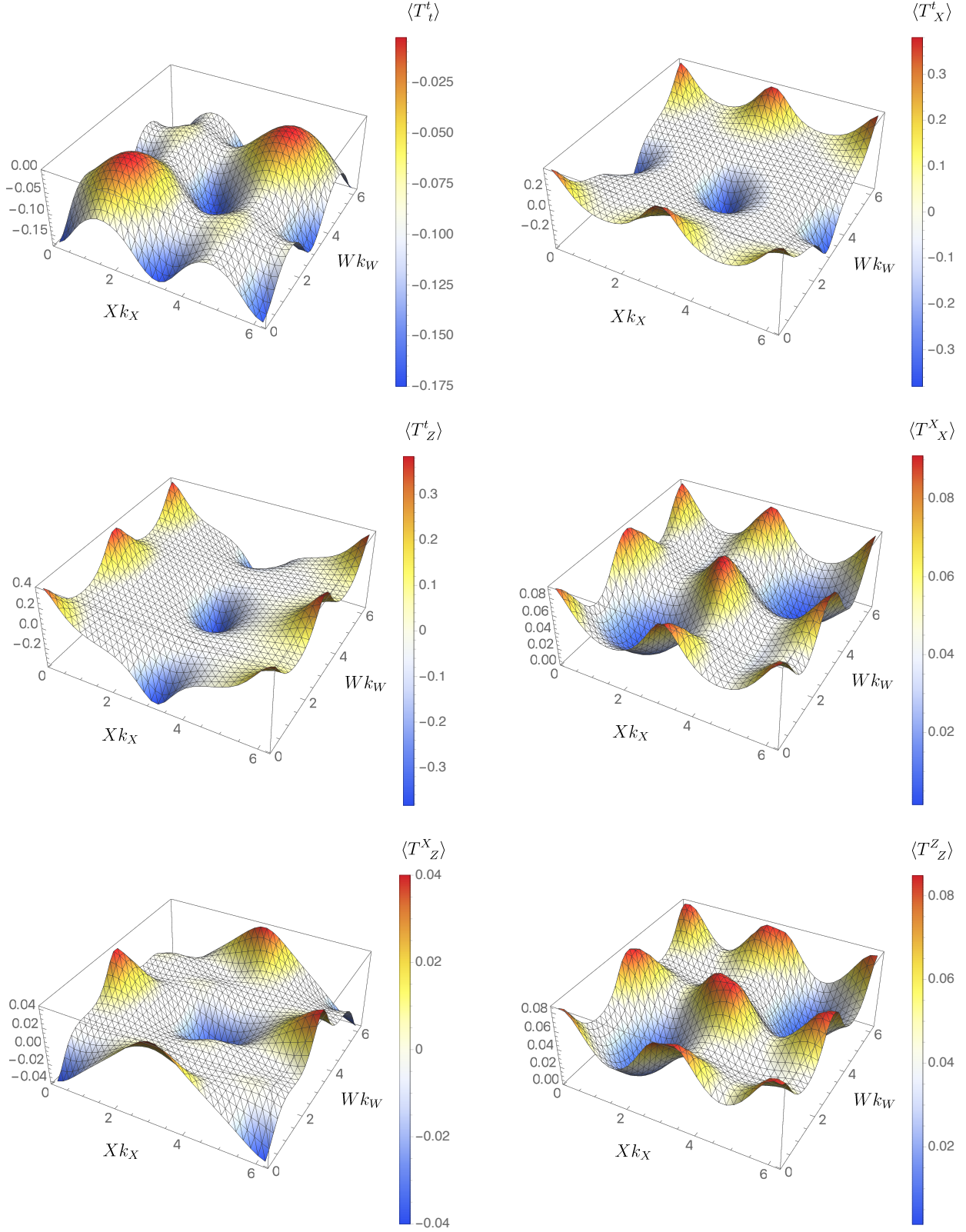


FIG. 25: All the components of the holographic stress energy tensor $\langle T^\mu{}_\nu \rangle$ when there is rotation about both circles. These plots are for $T/k_W = 0.239$, $k_X = k_W$, and $a = 0.6$

The boundary metrics all develop ergoregions before reaching a_{max} and since one can extract energy from an ergoregion, it is natural to ask if there is a positive energy theorem for these boundary conditions. Although we do not have a proof, we think it is likely that there is. Our evidence comes mainly from extensive efforts to construct initial data with negative energy. Starting with initial data taken from the stationary solution, we have modified it in various ways satisfying the constraints, and computed the total energy. We find that while the energy can be reduced below that of the stationary solution, it cannot be reduced indefinitely. This will be discussed further in paper II.

There is also an intuitive picture for why the energy should be bounded from below. In our stationary solutions, the boundary ergoregion extends into the bulk. But as one extracts energy, the bulk ergoregion should shrink toward the boundary since one is exciting modes moving in the opposite direction to the background. Since all perturbations vanish at infinity, once the ergoregion moves sufficiently far out, the energy cannot be lowered any further. This is just an intuitive picture since once we start to lower the energy below the stationary solution, the spacetime is no longer stationary and an ergoregion cannot be defined. In particular, the minimum energy solution will not be stationary.

In light of gauge/gravity duality, our results have some implications for the dual field theory. Consider the planar case with $a_{\text{ergo}} < a < a_{\text{max}}$. The boundary metric is an asymptotically flat spacetime with an ergoregion and no horizon. Classical fields on such spacetimes are known [35] to be unstable since one can construct negative energy solutions by exciting fields in the ergoregion. Since stationary solutions must have zero energy and the energy radiated to infinity is always positive, if the energy is negative initially, it will continue to decrease. Free quantum fields on such a spacetime exhibit a similar instability: it has been shown [36, 37] that there is no Fock vacuum that is time translation invariant. In other words, there is particle creation in all states. It is also clear that there is no lower bound on the energy for free quantum fields in such a spacetime. This is because excitations localized in the ergoregion can have negative energy, and one can give them arbitrarily large occupation number.

However, we have seen that certain large N , strongly coupled field theories behave differently. The fact that stationary bulk solutions exist means that some stationary states exist. If the bulk energy remains bounded from below as we expect, the same must be true of the field theory. This is certainly possible since interactions can make it impossible to lower the

energy indefinitely by exciting many modes in the ergoregion.

Another possible source of instability in the dual field theory is negative scalar curvature. Conformally invariant scalars in such backgrounds can be unstable. However this is not a problem for the boundary metrics we consider. In the compact case, the scalar curvature of (IV.1) or (IV.3) is nonnegative. In the noncompact case, although the scalar curvature of (III.1) can become negative, it is confined to a small area.

In the electromagnetic case, there is a family of static, $T = 0$ solutions for any amplitude that describe hovering black holes [16]. These are extremal spherical black holes that hover above the Poincaré horizon since the usual attraction to the horizon is balanced by an electrostatic attraction to the boundary. This family of solutions did not play any role in our counterexamples to cosmic censorship since if we only have a Maxwell field, there is no charged matter, and no way to form a charged black hole. It is natural to ask if an analogous hovering black hole could form in the vacuum case and provide a stationary endpoint for any amplitude. It appears the answer is no. We have seen that the singularity arises off the axis so it actually forms a ring. This could not be enclosed by a spherical black hole unless the black hole was quite large and unlikely to be supported by any spin-spin forces. Furthermore, the time dependent solutions that we will discuss in paper II do not show any sign of forming hovering black holes.

One open question is clearly to prove a positive energy theorem that applies to our boundary metrics. The existing proofs of positive energy in AdS [6–9] do not apply. For $a < a_{\text{ergo}}$, the stationary $T = 0$ solutions we have constructed are presumably the minimum energy solutions with these boundary conditions. This is because we can start in the ground state at $a = 0$ (pure AdS) and slowly increase a . One would expect to stay in the ground state in this adiabatic process.

Another open question is to add a massive, high spin field to see if that might remove this class of counterexamples to cosmic censorship. This is motivated by the fact that the electromagnetic counterexamples to cosmic censorship can be removed by adding a massive charged scalar field satisfying the weak gravity conjecture [13].

Acknowledgements

It is a pleasure to thank D. Marolf and J. Markevičiūtė for discussions. GH was supported

in part by NSF grant PHY-1504541. JES was supported in part by STFC grants PHY-1504541 and ST/P000681/1.

-
- [1] R. Penrose, “Gravitational collapse: The role of general relativity,” *Riv. Nuovo Cim.* **1** (1969) 252 [*Gen. Rel. Grav.* **34** (2002) 1141].
 - [2] O. Aharony, S. S. Gubser, J. M. Maldacena, H. Ooguri and Y. Oz, “Large N field theories, string theory and gravity,” *Phys. Rept.* **323** (2000) 183 doi:10.1016/S0370-1573(99)00083-6 [hep-th/9905111].
 - [3] G. T. Horowitz, J. E. Santos and B. Way, “Evidence for an Electrifying Violation of Cosmic Censorship,” *Class. Quant. Grav.* **33** (2016) no.19, 195007 doi:10.1088/0264-9381/33/19/195007 [arXiv:1604.06465 [hep-th]].
 - [4] T. Crisford and J. E. Santos, “Violating the Weak Cosmic Censorship Conjecture in Four-Dimensional Anti-de Sitter Space,” *Phys. Rev. Lett.* **118** (2017) no.18, 181101 doi:10.1103/PhysRevLett.118.181101 [arXiv:1702.05490 [hep-th]].
 - [5] J. Markevičiūtė and J. E. Santos, “Stirring a black hole,” *JHEP* **1802**, 060 (2018) doi:10.1007/JHEP02(2018)060 [arXiv:1712.07648 [hep-th]].
 - [6] G. W. Gibbons, S. W. Hawking, G. T. Horowitz and M. J. Perry, “Positive Mass Theorems for Black Holes,” *Commun. Math. Phys.* **88**, 295 (1983). doi:10.1007/BF01213209
 - [7] M. C. N. Cheng and K. Skenderis, “Positivity of energy for asymptotically locally AdS spacetimes,” *JHEP* **0508**, 107 (2005) doi:10.1088/1126-6708/2005/08/107 [hep-th/0506123].
 - [8] N. q. Xie and X. Zhang, “Positive mass theorems for asymptotically AdS spacetimes with arbitrary cosmological constant,” *Int. J. Math.* **19**, 285 (2008) doi:10.1142/S0129167X08004698 [math/0702042 [math.DG]].
 - [9] P. T. Chruściel, G. J. Galloway, L. Nguyen and T. T. Paetz, “On the mass aspect function and positive energy theorems for asymptotically hyperbolic manifolds,” arXiv:1801.03442 [gr-qc].
 - [10] P. M. Chesler and D. A. Lowe, “Nonlinear evolution of the AdS₄ black hole bomb,” arXiv:1801.09711 [gr-qc].
 - [11] O. J. C. Dias, J. E. Santos and B. Way, “Black holes with a single Killing vector field: black resonators,” *JHEP* **1512** (2015) 171 doi:10.1007/JHEP12(2015)171 [arXiv:1505.04793 [hep-]]

- th]].
- [12] B. E. Niehoff, J. E. Santos and B. Way, “Towards a violation of cosmic censorship,” *Class. Quant. Grav.* **33** (2016) no.18, 185012 doi:10.1088/0264-9381/33/18/185012 [arXiv:1510.00709 [hep-th]].
 - [13] T. Crisford, G. T. Horowitz and J. E. Santos, “Testing the Weak Gravity - Cosmic Censorship Connection,” arXiv:1709.07880 [hep-th].
 - [14] N. Arkani-Hamed, L. Motl, A. Nicolis and C. Vafa, “The String landscape, black holes and gravity as the weakest force,” *JHEP* **0706** (2007) 060 doi:10.1088/1126-6708/2007/06/060 [hep-th/0601001].
 - [15] C. Vafa, private communication
 - [16] G. T. Horowitz, N. Iqbal, J. E. Santos and B. Way, “Hovering Black Holes from Charged Defects,” *Class. Quant. Grav.* **32**, 105001 (2015) doi:10.1088/0264-9381/32/10/105001 [arXiv:1412.1830 [hep-th]].
 - [17] M. Headrick, S. Kitchen and T. Wiseman, “A New approach to static numerical relativity, and its application to Kaluza-Klein black holes,” *Class. Quant. Grav.* **27**, 035002 (2010) doi:10.1088/0264-9381/27/3/035002 [arXiv:0905.1822 [gr-qc]].
 - [18] T. Wiseman, “Numerical construction of static and stationary black holes,” in *Black Holes in Higher Dimensions*, ch. 10, pp. 233-279. Cambridge University Press, 2012.
 - [19] O. J. C. Dias, J. E. Santos and B. Way, “Numerical Methods for Finding Stationary Gravitational Solutions,” *Class. Quant. Grav.* **33**, no. 13, 133001 (2016) doi:10.1088/0264-9381/33/13/133001 [arXiv:1510.02804 [hep-th]].
 - [20] P. Figueras and T. Wiseman, “On the existence of stationary Ricci solitons,” *Class. Quant. Grav.* **34**, no. 14, 145007 (2017) doi:10.1088/1361-6382/aa764a [arXiv:1610.06178 [gr-qc]].
 - [21] A. Chamblin, R. Emparan, C. V. Johnson and R. C. Myers, “Large N phases, gravitational instantons and the nuts and bolts of AdS holography,” *Phys. Rev. D* **59** (1999) 064010 doi:10.1103/PhysRevD.59.064010 [hep-th/9808177].
 - [22] S. de Haro, S. N. Solodukhin and K. Skenderis, “Holographic reconstruction of space-time and renormalization in the AdS / CFT correspondence,” *Commun. Math. Phys.* **217**, 595 (2001) doi:10.1007/s002200100381 [hep-th/0002230].
 - [23] A. Magnon, “On Komar integrals in asymptotically anti-de Sitter space-times,” *J. Math. Phys.* **26**, 3112 (1985). doi:10.1063/1.526690

- [24] G. W. Gibbons and N. P. Warner, “Global structure of five-dimensional fuzzballs,” *Class. Quant. Grav.* **31** (2014) 025016 doi:10.1088/0264-9381/31/2/025016 [arXiv:1305.0957 [hep-th]].
- [25] C. A. R. Herdeiro and E. Radu, “Kerr black holes with scalar hair,” *Phys. Rev. Lett.* **112**, 221101 (2014) doi:10.1103/PhysRevLett.112.221101 [arXiv:1403.2757 [gr-qc]].
- [26] O. J. C. Dias, G. T. Horowitz and J. E. Santos, “Black holes with only one Killing field,” *JHEP* **1107**, 115 (2011) doi:10.1007/JHEP07(2011)115 [arXiv:1105.4167 [hep-th]].
- [27] A. Donos and J. P. Gauntlett, “Holographic Q-lattices,” *JHEP* **1404**, 040 (2014) doi:10.1007/JHEP04(2014)040 [arXiv:1311.3292 [hep-th]].
- [28] E. Witten, “Anti-de Sitter space and holography,” *Adv. Theor. Math. Phys.* **2**, 253 (1998) doi:10.4310/ATMP.1998.v2.n2.a2 [hep-th/9802150].
- [29] J. E. Santos and B. Way, “Black Funnels,” *JHEP* **1212**, 060 (2012) doi:10.1007/JHEP12(2012)060 [arXiv:1208.6291 [hep-th]].
- [30] A. Donos and J. P. Gauntlett, “The thermoelectric properties of inhomogeneous holographic lattices,” *JHEP* **1501**, 035 (2015) doi:10.1007/JHEP01(2015)035 [arXiv:1409.6875 [hep-th]].
- [31] S. Bhattacharyya, V. E. Hubeny, S. Minwalla and M. Rangamani, “Nonlinear Fluid Dynamics from Gravity,” *JHEP* **0802**, 045 (2008) doi:10.1088/1126-6708/2008/02/045 [arXiv:0712.2456 [hep-th]].
- [32] S. Bhattacharyya, V. E. Hubeny, R. Loganayagam, G. Mandal, S. Minwalla, T. Morita, M. Rangamani and H. S. Reall, “Local Fluid Dynamical Entropy from Gravity,” *JHEP* **0806**, 055 (2008) doi:10.1088/1126-6708/2008/06/055 [arXiv:0803.2526 [hep-th]].
- [33] V. E. Hubeny, S. Minwalla and M. Rangamani, “The fluid/gravity correspondence,” arXiv:1107.5780 [hep-th].
- [34] G. T. Horowitz and R. C. Myers, “The AdS / CFT correspondence and a new positive energy conjecture for general relativity,” *Phys. Rev. D* **59** (1998) 026005 doi:10.1103/PhysRevD.59.026005 [hep-th/9808079].
- [35] J. Friedman, “Ergosphere instability,” *Commun. Math. Phys.* **63** (1978) 243.
- [36] A. Ashtekar and A. Magnon-Ashtekar, “Sublimation d’ergospheres,” *C. R. Acad. Sci. Paris* **281A** (1975) 875.
- [37] G. Kang, “Quantum aspects of ergoregion instability,” *Phys. Rev. D* **55** (1997) 7563 doi:10.1103/PhysRevD.55.7563 [gr-qc/9701040].