

Towards Complex Artificial Life

Lance R. Williams¹

¹Department of Computer Science, University of New Mexico, Albuquerque, NM 87131
williams@cs.unm.edu

Abstract

An object-oriented combinator chemistry was used to construct an artificial organism with a system architecture possessing characteristics necessary for organisms to evolve into more complex forms. This architecture supports *modularity* by providing a mechanism for the construction of executable modules called *methods* that can be duplicated and specialized to increase complexity. At the same time, its support for *concurrency* provides the flexibility in execution order necessary for redundancy, degeneracy and parallelism to mitigate increased replication costs. The organism is a moving, self-replicating, spatially distributed assembly of elemental combinators called a *roving pile*. The pile hosts an asynchronous message passing computation implemented by parallel sub-processes encoded by genes distributed through out the pile like the plasmids of a bacterial cell.

Introduction

Since its beginning, the field of artificial life has been concerned with the twin problems of the origin of life on Earth and its evolution into forms of increasing complexity. Because these problems are among the most important in science, the idea that experiments with artificial chemistries, organisms, and ecologies hosted on computers might substitute for direct observation of events from the lost history of the early Earth remains extremely seductive. Still, progress has been slower than many might have expected, and artificial life's (arguably) most compelling demonstrations are already several decades old. It follows that a new approach is needed. In this paper we describe an artificial organism constructed using an object-oriented combinator chemistry. While more complex than any previously described, it demonstrably possesses a system architecture compatible with its evolution into still more complex forms.

Phylogenetic reconstructions indicate that all life on Earth descends from a last universal common ancestor (LUCA) that existed as early as 3.8 billion years ago (Glansdorff et al., 2008). This organism was probably a chemical autotroph living near a geothermal vent. Notwithstanding its likely inability to synthesize amino acids, it was already quite complex, containing an estimated 355 genes. Significantly, like all of its descendants, it possessed the molecular

machinery needed to transcribe DNA into RNA, and translate RNA into proteins. Fossil stromatolites show that by 3.7 billion years ago, the tree of life rooted at LUCA had branched many times, yielding a diversity of more complex organisms occupying a range of niches in complex ecologies (Nutman et al., 2016).

Although the mystery of its origin is paramount among the open questions in our field, the question of how an organism of LUCA's non-negligible complexity evolved into a diversity of still more complex forms may be more immediately amenable to investigation using the artificial life approach. In software engineering terms, did LUCA possess a system architecture that facilitated its further evolution? If so, what were the essential characteristics of this architecture? Could an artificial organism with an architecture possessing these same characteristics be designed? Would an artificial organism so designed placed in an artificial world where it was forced to compete with other organisms of the same kind for resources evolve into a diverse ecology of still more complex organisms, given enough time? We believe that the answers to the first, third and fourth questions are all 'yes' and these beliefs motivate the present work. As for the characteristics of LUCA's system architecture that allowed it to evolve into more complex forms, two of the most likely are discussed in the section that follows.

Accumulation of Complexity

It has been proposed that a sustained increase in complexity of the most complex entities of an evolving population is a hallmark of open-ended evolution (Taylor et al., 2016). Although this proposition is compelling, it begs the question of how complexity is defined. In this section, we assume a specific definition for complexity and describe two classes of mechanisms that together explain its accumulation in ancient lineages—the first are the source of its increases; the second mitigate its cost.

The *Kolmogorov complexity* of a string is defined as the length of the shortest program that prints it. Unfortunately, Kolmogorov complexity's usefulness as a measure of the complexity of artificial organisms is limited because random strings require longer programs than non-random strings. A




Figure 1: *Modularity* facilitates increases in complexity by allowing *duplication* and *specialization* of *modules*. *Processes* are executable modules that *concurrency* allows to be executed in different orders. In a concurrent system, duplication of processes can increase *redundancy*, while duplication followed by specialization can increase *degeneracy*. These mitigate the cost of increased complexity by increasing *robustness*. *Parallelism*, the simultaneous execution of processes on multiple processors, mitigates the cost of increased complexity by decreasing the time an artificial organism needs to replicate.

measure that discounts randomness is required. The *logical depth* of a string is the *time* required to print it given its shortest representation (Bennett, 1988). Because random strings are incompressible, they are their own shortest representations, and have low logical depth.

Now consider a string that is a compressed representation of a decompression program. When the program is applied to the string, it prints *itself*. It follows that the program plus string system is a *quine* with logical depth equal to its replication time. If complexity is equated with logical depth, then complex organisms require more time than simpler organisms to replicate, which means that (absent parallelism) complex organisms are disadvantaged in zero sum competitions for resources.

This is a bold claim. However, it's worth noting that in the natural world, complex organisms are not intrinsically better at staying alive either. Indeed, the theory of *constructive neutral evolution* posits that only the variance in complexity of organisms has increased over time; its modal value has not (Carroll, 2001). There are innumerable more simple organisms than complex organisms (no matter how you count) and organisms as complex as ourselves merely occupy the tail of a very broad distribution.¹

Increases in complexity in individual lineages are introduced by evolutionary "ratchets," devices which increase complexity in ways that cannot be reversed (Luke et al., 2011). Although there are others, the most important ratchets are *duplication* and *specialization*. By means of these devices, complexity accumulates in lineages over time irrespective of whether or not it confers an adaptive advantage (see Figure 1). Sometimes it does; just as often it doesn't.

According to this theory, complex organisms exist primar-

¹"That which does not kill us makes us stranger." — Trevor Goodchild, *Aeon Flux*.

ily due to the fact that life on Earth is ancient. Generally speaking, they do not survive by virtue of their complexity; they survive despite it. For this reason, we believe that an artificial organism capable of open-ended evolution must possess a system architecture in which both complexity increasing ratchets and factors mitigating the costs of complexity increases can be formulated. The essential characteristics of the system architecture are *modularity* and *concurrency*.

Modularity exists at many levels in the biochemical apparatus of the cell. Protein structural domains, individual proteins, protein complexes and protein interaction networks have all been described as "modules" (Pereira-Leal et al., 2006). Significantly, there are examples of increased biological complexity originating from the duplication and specialization of modules at each of these levels.

If modularity provides the modules that are duplicated and specialized to increase complexity, then concurrency allows them to be composed in ways that mitigate the costs of those increases. Executable modules are *processes* and concurrency is the property of a system that allows processes to be executed in different orders without affecting the result. More precisely, concurrency allows processes to be executed in *partial orders* defined solely by data dependencies. This flexibility increases robustness.² While the connection between modularity and evolvability has often been emphasized, the importance of concurrency to an evolvable system architecture has not been previously noted. This is probably because concurrent execution is the default for biochemical systems. However, this is not true of computational systems. Indeed, to our knowledge, there is no artificial organism apart from our own (see Figure 2) that replicates using operations that can be performed in different orders.

A system is *redundant* if it contains multiple instances of the same component and if working instances can substitute for broken instances in the event of failure. Duplication creates multiple process instances and concurrency allows one instance to execute instead of another, yielding redundancy.

A system is *degenerate* if it can solve the same problem in different ways (Edelman and Gally, 2001). Concurrency supports degeneracy because it allows a process derived by duplication and specialization of an antecedent process to execute instead of the antecedent. Redundancy and degeneracy increase robustness because they allow organisms to survive component failure and respond in a variety of ways to complex environments.

Parallelism is the simultaneous execution of processes on multiple processors. Absent a global clock, parallelism is impossible without concurrency; absent parallelism, complex organisms are at a disadvantage relative to simpler organisms in the competition for resources, since they require more time to replicate.

²'Robustness' in the engineering sense, not in the sense it is used in evolutionary biology, where it is generally understood to mean stability of the genotype-to-phenotype mapping.

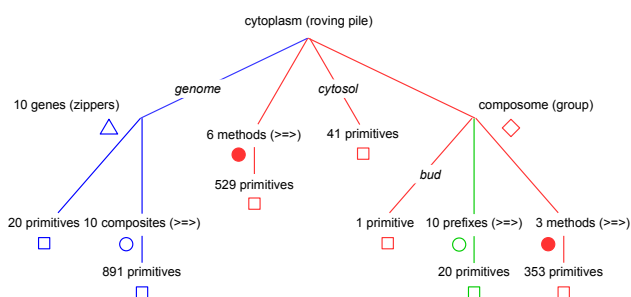


Figure 2: The *artificial protocell* is a moving, self-replicating, spatially distributed assembly of 1855 primitive combinators called a *roving pile*. Its genome consists of 10 genes represented by *zippers* that are distributed through out the pile like the *plasmids* of bacterial cells. Methods in the *cytoplasm* are executed in parallel and in parallel with those in the *composome*, which execute concurrently.

Autocatalytic Set

Combinators that return monadic values are the building blocks of programs in functional programming. They differ from other notional program building blocks, *e.g.*, *byte-codes*, in that monadic combinators do not require additional address operands to implement computations which would require statement-level control in imperative programming, *e.g.*, iteration. Like polypeptides in biochemistry, programs exhibiting complex behavior can be constructed from combinators simply by sequencing them.

Object-oriented combinator chemistry (OOC) is an artificial chemistry with composition devices borrowed from object-oriented and functional programming languages (Williams, 2016). *Actors* are embedded in space and subject to diffusion; since they are neither created nor destroyed, their mass is conserved. Actors can associate with one another by means of *groups* and *bonds*. This allows working sets to be constructed and the actors in these working sets to be addressed in different ways. Actors use programs called *methods*, constructed from combinators, to asynchronously update their own states and the states of other actors in their neighborhoods. The fact that programs and combinators are themselves reified as actors makes it possible to build programs that build programs from combinators of a few primitive types using asynchronous spatial processes that resemble chemistry as much as computation.

A composite combinator can be represented as a binary tree with primitive combinators as leaves and interior vertices signifying Kleisli composition (\Rightarrow). In OOC, the *compose* primitive combinator joins two trees with (\Rightarrow) while the *decompose* primitive combinator splits a non-leaf tree into its two subtrees. Composite combinators can be promoted to executable methods using the *unquote* primitive combinator.

A *zipper* is an implementation of a data structure that al-

lows it to be traversed and updated without mutation (Huet, 1997). All zippers consist of three parts. The *front* represents the portion of the data structure that has already been traversed, the *back* represents the portion yet to be traversed, and the *focus* is a data item between the front and the back that can be examined or replaced.

A composite combinator's simplest assembly sequence builds it by adding one primitive combinator at a time via Kleisli composition, *i.e.*, it is a *right fold* with (\Rightarrow). This produces a lopsided tree that can be implemented as a *list zipper*. Both the back and the front of the zipper are composite combinators with the primitives comprising the front composed in reverse order. The zipper's focus is a single primitive combinator.

In a reified implementation in OOC, a *next* bond joins the back and front while a *hand* bond joins the back to the focus. The zipper is traversed by pushing the focus onto the front (using *compose*), and popping a primitive combinator from the back (using *decompose*). This primitive combinator becomes the new focus.

A reversed copy of a composite combinator can be constructed by traversing its zipper representation. This is accomplished by replacing the front with a *pair of fronts*. These are connected to the back with *prev* and *next* bonds. At each step of the traversal, the focus is pushed onto the first front and a primitive combinator from the neighborhood with type matching the focus is pushed onto the second front. This process is repeated until the back consists of a single primitive combinator, at which point the pair of fronts represents a reversed original and a reversed copy. These can (in turn) be reversed (producing a non-reversed original and non-reversed copy) by a second traversal of the zipper in the opposite direction. This requires creation of a *pair of backs*. The second back (initially a primitive combinator from the neighborhood with matching type) is joined to the first back by making it a member of the first back's *group*.³

Note that all of this is accomplished using a very small number of operations that push (and pop) primitive combinators and make (and break) bonds. Significantly, by using zippers, we eliminate the need for pointers to characters within arbitrarily long string representations of programs, *e.g.*, as in Hickinbotham et al. (2011).

The copying process is implemented by six methods; see Figure 3 (left). Initially, the front and focus of a zipper representing a composite combinator to be copied are both primitive combinators (the first two forming the composite). The following operations are performed sequentially:

- *AcsA* creates the second front by finding a primitive combinator matching the front in the neighborhood and creating the *next* bond.

³A group is used instead of a *hand* bond so that the form of the input to method *acsE* is distinguishable from the form of the input to method *acsC*.

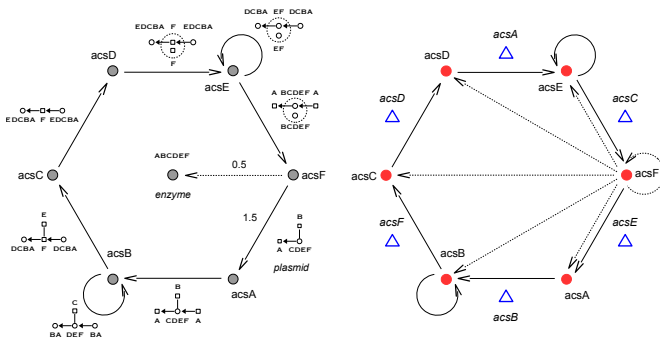


Figure 3: Six stage process used to synthesize methods and copy zippers showing changes to zipper conformation and function of each method in the parallel pipeline (left). The addition of six zippers representing the methods implementing the process itself yields an autocatalytic set (right).

- AcsB traverses the zipper in the forward direction, extending the pair of fronts representing the reversed original and reversed copy. At each step, the copy is extended using a primitive combinator of matching type found in the neighborhood.
- AcsC adds the final pair of primitive combinators to the pair of fronts leaving the zipper without a focus and with a back consisting of a single primitive combinator.
- AcsD creates the second back by finding a primitive combinator in the neighborhood matching the first back and joining it to the first back's group.
- AcsE traverses the zipper in the backward direction, reversing the pair of fronts by popping primitive combinators off both of them and pushing these primitive combinators onto the pair of backs.
- AcsF finishes the reversing process and uses the first back to construct a zipper in the initial state. AcsF then (in effect) flips a coin. If the result is *heads*, acsF unquotes the second back, promoting it to a method. If the result is *tails*, acsF uses the second back to a construct a copy of the original zipper in the initial state.

If the six copying methods acsA–acsF are placed in the world with a zipper representing a seventh method, then half of the time, the zipper representing the seventh method will be copied. The other half of the time, an instance of the seventh method will be synthesized. Once the world contains multiple copies of the zipper representing the seventh method, the six copying methods will begin to execute in parallel, forming a production pipeline for inert (zipper) and active (method) instances of the seventh method.

At this point, an interesting possibility suggests itself. If the six copying methods acsA–acsF are placed in the world with six zippers representing the copying methods *themselves*, then the twelve entities will form an *autocatalytic*

set (Farmer et al., 1986). Over time, the six methods will use the six zippers to construct additional copies of both methods and zippers. The methods and zippers are the spatially distributed components of a modular, concurrent, parallel, self-replicating system; see Figure 3 (right). However, despite these noteworthy attributes, the autocatalytic set is not a *bona fide* artificial organism because it does not segregate its components from the components of other systems, and absent this *compartmentalization*, Darwinian evolution is impossible.

Membranes

After elemental building blocks, reaction catalysts, and molecules for storing energy and information, compartments are probably the next most important ingredient in the recipe for life. Given their amazing utility, it is remarkable that, in our universe, we basically get them for free. This is due to the existence of lipid compounds that, when placed in water, spontaneously assemble into *liposomes*, vessels defined by bilayer membranes. Yet membranes are not uncomplicated. Consider the problem of how to make one grow. To insert a molecule into a lipid bilayer, a set of forces must be applied on the lipid molecules adjacent to the point of insertion to create a gap and these forces must propagate through the bilayer. They must be combined with the attractive forces the lipids exert on each other and the forces exerted on the membrane by the cytoplasm. This *mass spring system* requires a physics far more complex than the rudimentary one underpinning OOC, which has no analog of force.

However, there is a still harder problem associated with growth. In order for a cell to grow, two different actions must be coordinated. First, the volume must increase. This can be done by adding something to the cytoplasm. Yet if pressure is to remain constant, the membrane must also increase in area. Complicating matters, the cytoplasm's volume and the membrane's area must increase at different rates. Assuming a spherical cell, an increase in the volume by ΔV requires a corresponding increase in surface area by

$$\Delta A = \pi(r^3 + \Delta V)^{\frac{2}{3}} - \pi r^2$$

which depends on the cell's radius, r . Given the dependence on r , it follows that there is no single local operation that can maintain constant pressure by pairing imports to both cytoplasm and membrane.

Fortunately, membranes are not the only way to achieve the compartmentalization necessary for the creation of life. In fact, in the physical universe, a thing as simple as a water droplet in oil can function as a compartment.⁴ In a computational universe, a compartment is simply a data structure for representing a compact, spatially embedded set. Using a Jordan curve to represent membership in such a set

⁴Sokolova et al. (2013) have demonstrated transcription and translation in *E. coli* lysate contained in water-in-oil droplets.

by partitioning space into two disjoint regions, one (*inside*) containing the set's elements, the other (*outside*) containing everything else, is merely one possibility.

Roving Piles

North, east, south and *west* are new relations in OOCC on multisets of actors, or *groups*. We will call the edges of group relations, *links*, to distinguish them from the edges of actor relations, which we call *bonds*. As with actors and bonds, groups can possess at most one link of each type. *East* and *west* are inverse relations, *i.e.* $E(x,y) = W(y,x)$; the same is true of *north* and *south*. Because they correspond to the four cardinal compass directions, links of these four types are called *cardinal links*. Cardinal links are used to connect *base groups*. *Up* and *down* are a second inverse relation on groups that can be used to represent a stack of additional groups above any base group. A base group is a group without a *down* link; a base group without an *up* link is said to be *uncovered*. A *roving pile* is a connected component of base groups embedded in the 2D lattice together with the groups contained in stacks above them. The set of base groups form the pile's *footprint* and base groups with one or more empty cardinal links form its *boundary*.

In OOCC, methods in the same stack execute concurrently but not in parallel; they compete for a shared processor resource in zero sum fashion. However, methods in different stacks in the same pile execute in parallel. So that piles can move and grow, and so that actors within piles can freely mix, groups in piles are subject to the following three operations:

1. *Diffusion*. A non-base group can be moved to an adjacent stack.
2. *Retreat*. An uncovered base group on the boundary can be moved to an adjacent stack if its removal from the footprint will not split the footprint into separate connected components.
3. *Advance*. A covered base group on the boundary can be replaced in the footprint by the group above it and used to extend the footprint in the direction of an empty cardinal link.

Ideally, these operations would be implemented as described above and performed at random. Unfortunately, the retreat and advance operations, as described, cannot be implemented using only local rules.

Determining whether or not the removal of a group from the footprint will split the footprint into separate connected components is inconsistent with an implementation on an ACA substrate since it is a function of non-local properties of the cardinal link relation. For example, the footprint might consist of base groups forming a square with sides one group wide and n groups long; see Figure 4 (left). Although it is clear that any single group can be removed without splitting the footprint, this can only be determined by

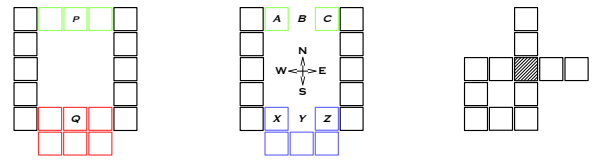


Figure 4: Even though it would not split the pile's footprint, an uncovered base group at P cannot join the stack to its east because this cannot be determined by local analysis alone (left). In contrast, an uncovered base group at Q can do so because it would not split the subset of the footprint within its Moore neighborhood (red). Although a covered base group at A can advance the footprint east (and C is in the footprint) no link to C will be created (middle). In contrast, because there is a path between X and Z in the subset of the footprint contained in the Moore neighborhood of Y (blue), a covered base group at X can advance the footprint east and create a link to the base group at Z. Because the evolution of roving pile shape is governed solely by local rules, pile footprints can overlap (right). However, actors in overlapping neighborhoods cannot interact.

traversing a path of length $4n - 1$ links. For this reason, the implementation of the *retreat* operation in OOCC is based on a stronger (sufficient but not necessary) property. More specifically, an uncovered base group can be removed if and only if it will not split the subset of the footprint contained in its Moore neighborhood into separate components. This stronger property can be enforced using only local rules.

Implementation of the *advance* operation presents a similar problem. To understand this, consider a roving pile with a square footprint like the one described above, but with a single group removed; see Figure 4 (middle). In principle, an advance operation could fill the gap, completing the square. However, this would require a process able to determine whether or not base groups adjacent to the advance site are part of the same pile as itself. Again, this can only be done by traversing a path of length $4n - 1$ links. The solution is to perform an exhaustive enumeration within the neighborhood surrounding the advance site; see Figure 5. This is done to avoid (as much as possible using local rules only), the situation where spatially adjacent regions of the footprint are not connected.

Observations of a working implementation show that roving piles remain flat (low average stack height) and connected. Smaller piles (those containing less than fifty actors) constantly evolve in shape while rapidly moving around the lattice on random walks. Holes created by expelling actors in uncovered base groups are quickly filled. Larger piles extend and retract pseudopod-like extensions but remain largely immobile in aggregate.

Four primitive combinators were added to OOCC to serve as an interface to the roving pile data structure:

- *Safe* fails if the actor it is applied to cannot be removed

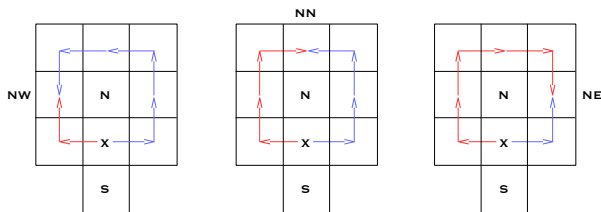


Figure 5: A covered base group at X with an empty north link can be replaced in the footprint by the group above it in the stack. Now unlinked, this *advance group* can be used to extend the footprint northward to N. This requires mapping the footprint in the neighborhood of N using search. Any base groups discovered at NW (left), NN (middle) and NE (right) become the advance group’s *west*, *north* and *east* links. The group that replaced it in the footprint at X becomes the advance group’s *south* link. Corresponding advance operations are performed in the other three cardinal directions. The four together depend only on the topology of the footprint inside a 5×5 neighborhood centered on X.

from the pile without splitting the pile’s footprint. It is used as a *guard* for actions that change actors’ positions in the pile or expel actors from the pile.

- *Expel* removes an actor from the pile. The actor becomes invisible to actors inside the pile and visible to actors outside the pile. This action fails if the actor cannot be expelled without splitting the pile’s footprint.
- *Request* creates a *proxy group* representing a request for the pile to import an actor of the same type as the actor it is applied to. It fails if it is applied to an actor which is not a primitive combinator.
- *Seed* creates a new pile containing a single group.

Artificial Protocell

Recent work has described liquid droplets containing enzymes catalyzing growth that spontaneously fission into two equal sized droplets upon reaching a critical size (Zwicker et al., 2017). The authors (and others) suggest that droplets like these could form the basis of an artificial protocell *in vitro*. The possibility of designing a roving pile with analogous behavior that could form the basis of an artificial protocell *in silico* leads us to ask whether an autocatalytic set comprised of method and zipper instances of *acsA*–*acsF* could be hosted in a roving pile. A *viable* protocell hosted in a roving pile would contain both the autocatalytic set and the primitive combinators needed to synthesize it. These primitives would be consumed during the process of copying methods and zippers, but be replenished by pairing *compose* actions that consume primitives with *request* actions that replace them while also yielding geometric growth. This growth would culminate in binary fission. Assuming that the components of the mother protocell are divided among

its two daughters at random, then the probability that both daughters will be viable becomes closer and closer to one as the mother’s size increases.

The approach sketched above seems like a simple and elegant pathway to an artificial organism possessing modularity, concurrency and parallelism. Unfortunately, there are several practical difficulties. First, the phenomenon of droplet fission is based on the fact that instability increases as droplet size increases. Because an analogous mechanism devised for roving piles would require the computation of the non-local property of pile size, there can be no *simple* mechanism for pile fission. However, even if a mechanism could be devised, the pile size of the mother protocell required to reasonably guarantee the viability of both daughters would still be quite large (in the tens of thousands). For both of these reasons, a different solution was sought.

Absent splitting a mother into two equal-sized daughters, a daughter must be constructed, method-by-method and zipper-by-zipper, in a process more like *budding* than fission. An efficient construction process would export, to the daughter, one method and zipper instance of each gene, and the primitive combinators necessary to synthesize both. To keep track of what has already been exported, and to recognize when the daughter has received the full complement of components, the mother protocell needs to maintain a checklist of some kind. We call the group of actors comprising and managing this checklist, the *composome*, since it serves as the protocell’s repository of *compositional information*.

The simplest composome would consist of the methods implementing the export and budding processes, and a set of composites (one per gene) to represent the checklist. The copying process in the cytoplasm would translate zippers into composites, and each of these would be exported to the daughter as a composite, method or zipper; composites exported as composites would be used to construct the daughter’s composome. Composites in the mother’s composome would be marked with self-bonds during the export process to indicate which composites, methods and zippers have been exported and which have not. After the full complement has been exported, the bond between mother and daughter (now viable) would be severed.

Although the approach sketched above works, it has shortcomings. First, it is clearly inefficient to use composites to represent methods and zippers since each has the same length as the method and zipper it represents. Second, requiring two *identical* copies of each gene (a zipper in the cytoplasm and a composite in the composome) would undermine evolvability, since a point mutation in either copy would render the protocell non-viable. Recognition of these shortcomings lead to a better approach, described below.

If the composites constructed in the cytoplasm possessed short, unique, non-executable *prefixes*, and these prefixes could be used to form the checklist in the composome, then the protocell would be far more efficient. Since there is only

one copy of each gene (a zipper in the cytoplasm), evolvability is not undermined; see Figure 6. This design, for an artificial organism with an architecture featuring modularity, concurrency and parallelism, has been implemented and tested in OOC. It efficiently and reliably replicates across multiple generations and possesses only 10 genes:

- CopA–copE perform operations that are identical to acsA–acsE except for three small differences. First, copA–copE are all prefaced by a *quit* combinator that is executed when the method is exported to the daughter composome. This causes the method to quit the composome and join the daughter cytoplasm. Second, copA–copE are modified so that the fronts, focii, and backs of all zippers are contained inside single groups. This avoids the tangling that results when the separate parts of a spatially extended zipper joined by bonds occupy different branches of a pile. Third, all actions that consume primitives in the pile are balanced by requests to replace them.
- CopF does the final compose operation needed to complete a composite representation of a gene for export, then restores the zipper to the conformation expected by the copA method.
- CytX contains a short executable sequence, *me* \ggg *quit* \ggg *smash* \ggg *none*, followed by a much longer non-executable sequence containing one of each of the primitives necessary for replication (in no particular order). The short executable sequence causes cytX to quit the daughter composome and *smash* itself so that the primitive combinators comprising cytX itself form the *cytosol* of the daughter.
- ExpX exports composite representations of genes as methods and zippers and marks *prefixes* in the mother composome with self-bonds to keep track of progress. The first two combinators of the composite are removed and composed to form its prefix. If the prefix with matching type in the mother composome has no directed self-bond, then the composite is unquoted and added to the daughter composome together with its prefix.⁵ If the prefix with matching type has a directed self-bond but no undirected self-bond, then the composite and its prefix are used to construct the zipper representation of the gene and this is added directly to the daughter cytoplasm. Finally, if the prefix with matching type has both directed and undirected self-bonds, the composite and its prefix are super-

⁵Because unquoted suffixes are methods, they will execute in the daughter composome when placed there. Cytoplasm-based methods, e.g., copB, are prefaced by a pair of combinators, *me* \ggg *quit*, that causes them to quit the daughter composome; composome-based methods, e.g., expX, lack this device. Like the cytX method used to create the cytosol, this is a simple use of programmed self-assembly by the daughter.

fluous, so they are expelled.⁶

- BudA checks to see if any actor in the composome has a bond. If none do, then it expels a primitive from the mother pile and applies the *seed* combinator to it, creating the daughter pile. It adds a second primitive to the composome and creates a directed bond between it and the first primitive. Finally, requests are made to the pile to replace both primitives.
- BudZ checks to see if all prefixes in the composome have directed self-bonds. If they do, it deletes all prefix self-bonds (directed and non-directed) and also deletes the bond connecting the mother and daughter, which are now both viable protocells.

The artificial protocell is sequential at the top level since it exports methods and zippers one at a time, as they become available, but employs pipeline parallelism in their production. There are only two steps in the pipeline that require more than $O(1)$ time. These are implemented by the copB and copE methods, which require time proportional to the number of primitive combinators comprising the method being copied, $O(M)$. However, the rate limiting step of the replication process is copB, which must wait for the arrival in the neighborhood of primitive combinators imported by the pile. It follows that the parallel time complexity of the replication process is

$$O\left(\frac{MN}{B}\right) = O\left(\frac{M}{B}\right) \sum_{k=0}^{N-1} O\left(\frac{N}{N-k}\right)$$

where M is the average number of primitive combinators per gene, N is the number of genes, and B is the number of instances of copB.⁷ Significantly, the time required for self-replication decreases as additional genes encoding the copB method are added (with diminishing return when $B > N$). It follows that the protocell is a rare example of a self-replicating system where increased complexity, because it yields increased parallelism, pays for itself.

Conclusion

Because it discounts randomness, computational depth is a useful measure of an artificial organism's complexity. Absent parallelism, organisms of increased computational depth require more time to replicate. This means that they are at a disadvantage relative to simpler organisms in zero sum competitions for space. It follows that artificial organisms can only evolve into more complex forms if they divide

⁶Although OOC doesn't have an *if-then-else*, equivalent functionality can be achieved in a single method when all actions are reverseable. For example, if z' is the action that reverses z , then the sequence, $z \ggg x \ggg z' \ggg y$ will execute the action z when x fails and y when x succeeds.

⁷A breakfast cereal company includes a plastic dinosaur (one of N different types) in each box of cereal. It is straightforward to show that a grandmother must buy $O(N) = \sum_{k=0}^{N-1} O\left(\frac{N}{N-k}\right)$ boxes on average before her grandson has one of each type.

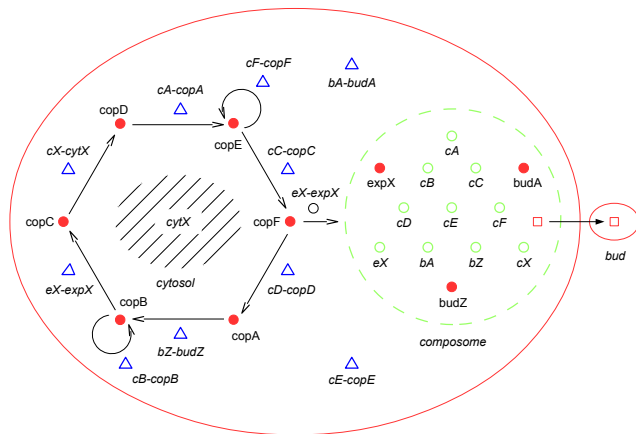


Figure 6: Schematic diagram of artificial protocell showing copying of zippers in cytoplasm and export of zippers and methods by composome through directed bond to daughter protocell. Six methods implement the copying process in the cytoplasm, three methods implement the budding and export process in the composome, and one method smashes itself to form the cytosol. The methods in the cytoplasm execute in parallel and in parallel with those in the composome (which execute concurrently). The composome contains ten *prefixes* (length two composites with unique types) that are marked with self-bonds to signify the zippers and methods that have already been exported.

the problem of self-replication among parallel subprocesses. In the absence of a global clock, parallelism is impossible without concurrency, which allows subprocesses to be executed in different orders.

Artificial organisms can increase in complexity by means of duplication and specialization of modules representing subprocesses. In addition to enabling parallelism, concurrency can mitigate the cost of increased complexity by providing a variety of execution paths, some of which include these duplicated and specialized modules. This can yield increased robustness through redundancy and degeneracy. We believe that modularity and concurrency were already present in the cellular architecture of the last universal common ancestor of all life on Earth and that these characteristics can be credited in part for its subsequent evolution into forms of increased complexity.

Apart from a modular and concurrent architecture, an artificial organism needs a device for separating its genome and replication machinery from those of other organisms. We introduced a new data structure, called a roving pile, capable of representing a set of actors inhabiting an arbitrarily large four-connected component of sites in a 2D lattice. Roving piles move and grow and actors within roving piles freely mix, which is essential for message passing and for the assembly of methods from combinators.

Lastly, we used an object-oriented combinator chemistry

to construct an artificial organism with an architecture featuring modularity, concurrency and parallelism. This organism replicates by means of an asynchronous message passing computation implemented inside of a roving pile containing 1855 primitive combinators. Its genome consists of 10 genes represented by zippers that are distributed throughout the pile like the plasmids of a bacterial cell.

References

- Bennett, C. H. (1988). Logical depth and physical complexity. In *A Half-century Survey on The Universal Turing Machine*, pages 227–257. Oxford University Press.
- Carroll, S. (2001). Chance and necessity: the evolution of morphological complexity and diversity. *Nature*, 409:1102–1109.
- Edelman, G. M. and Gally, J. A. (2001). Degeneracy and complexity in biological systems. *Proceedings of the National Academy of Sciences*, 98(24):13763–13768.
- Farmer, J., Kauffman, S. A., and Packard, N. H. (1986). Autocatalytic replication of polymers. *Physica D: Nonlinear Phenomena*, 22(1):50 – 67. Proceedings of the Fifth Annual International Conference.
- Glansdorff, N., Xu, Y., and Labedan, B. (2008). The last universal common ancestor: emergence, constitution and genetic legacy of an elusive forerunner. *Biology Direct*, 3(1):29.
- Hickinbotham, S., Clark, E., Stepney, S., Clarke, T., Nellis, A., Pay, M., and Young, P. (2011). Molecular microprograms. In *European Conference on Artificial Life (ECAL)*, pages 297–304.
- Huet, G. (1997). Functional pearl: The zipper. *Journal of Functional Programming*, 7(5):549–554.
- Luke, J., Archibald, J. M., Keeling, P. J., Doolittle, W. F., and Gray, M. W. (2011). How a neutral evolutionary ratchet can build cellular complexity. *IUBMB Life*, 63(7):528–537.
- Nutman, A. P., Bennett, V. C., Friend, C. R. L., Kranendonk, M. J. V., and Chivas, A. R. (2016). Rapid emergence of life shown by discovery of 3,700-million-year-old microbial structures. *Nature*, 537:535–538.
- Pereira-Leal, J. B., Levy, E. D., and Teichmann, S. A. (2006). The origins and evolution of functional modules: lessons from protein complexes. *Philosophical Transactions of the Royal Society B: Biological Sciences*, 361(1467):507–517.
- Sokolova, E., Spruijt, E., Hansen, M. M. K., Dubuc, E., Groen, J., Chokkalingam, V., Piruska, A., Heus, H. A., and Huck, W. T. S. (2013). Enhanced transcription rates in membrane-free protocells formed by coacervation of cell lysate. *Proceedings of the National Academy of Sciences*, 110(29):11692–11697.
- Taylor, T. et al. (2016). Open-ended evolution: Perspectives from the OEE workshop in York. *Artificial Life*, 22(3):408–423.
- Williams, L. (2016). Programs as polypeptides. *Artificial Life*, 22(4):451–482.
- Zwicker, D., Seyboldt, R., Weber, C. A., Hyman, A. A., and Jülicher, F. (2017). Growth and division of active droplets provides a model for protocells. *Nature Physics*, 13:408–413.