

# Photorealistic Image Reconstruction from Hybrid Intensity and Event based Sensor

Prasan Shedligeri

Ketul Shah

Kaushik Mitra

Indian Institute of Technology Madras, India

{ee16d409, ee13b105, kmitra}@ee.iitm.ac.in

## Abstract

*Event sensors output a stream of asynchronous brightness changes (called “events”) at a very high temporal rate. Since, these “events” cannot be used directly for traditional computer vision algorithms, many researchers attempted at recovering the intensity information from this stream of events. Although the results are promising, they lack the texture and the consistency of natural videos. We propose to reconstruct photorealistic intensity images from a hybrid sensor consisting of a low frame rate conventional camera along with the event sensor. DAVIS is a commercially available hybrid sensor which bundles the conventional image sensor and the event sensor into a single hardware. To accomplish our task, we use the low frame rate intensity images and warp them to the temporally dense locations of the event data by estimating a spatially dense scene depth and temporally dense sensor ego-motion. We thereby obtain temporally dense photorealistic images which would have been very difficult by using only either the event sensor or the conventional low frame-rate image sensor. In addition, we also obtain spatio-temporally dense scene flow as a by product of estimating spatially dense depth map and temporally dense sensor ego-motion.*

gorithms have used information from only the event stream. Although these methods do a good job at recovering the intensity frames they suffer from two major disadvantages: a) The intensity frames don’t look photorealistic and b) some of the objects in the scene can go missing in the recovered frames because they are not producing any events (edges parallel to the sensor motion do not trigger any events).

For obtaining photorealistic reconstruction, we propose to use a conventional image sensor along with the event sensor. Such a hybrid sensor combining both the event sensor and the conventional image sensor is commercially available as Dynamic and Active pixel Vision Sensor (DAVIS) [4]. DAVIS provides intensity frames at roughly 25 frames per second and captures events at a rate of 1 million events per second. The conventional image sensor will compensate for the lost spatial information due to encoding of events. In order to reconstruct photo-realistic intensity images we warp the low frame-rate intensity images to intermediate locations where only event data are available. Image warping requires the information of scene depth and the ego-motion estimate of the sensor. To estimate scene depth we use the low frame rate intensity images because they contain enough texture information and to estimate the sensor ego-motion we use the temporally dense event sensor data.

Obtaining a dense scene depth estimate from two or more images captured from a single camera comes under the broad topic of Structure from Motion (SfM). Recently, deep learning based methods [20, 22, 12] have shown promising results in estimating dense scene depth and camera motion from two or more images. However, these methods do not generalize well for image sequences which are statistically different from the training set. In order to overcome this we take the traditional approach of iteratively estimating depth and camera motion by minimizing the photometric loss, an approach which forms the basis of recent SfM based deep learning based methods [22, 12]. However, we initialize the traditional iterative method with depth obtained from a deep learning based optical flow method. The event sensor data in its raw format is very challenging to be used for estimating the sensor ego-motion. Hence, we pro-

## 1. Introduction

Event based sensors [11] encode the local contrast changes in the scene as positive or negative events at the instant they occur. Event based sensors provide a power efficient way of converting the megabytes of per-pixel intensity data into a stream of spatially sparse, temporally dense events. However the event stream is unsuitable to be directly used as an input to most frame based computer vision algorithms like object detection, segmentation etc. This calls for an algorithm that can convert these sparse stream of event data to a more familiar version of image frames. Previous attempts at bridging this gap [16, 1, 3] between continuous event stream and discrete frame based vision al-

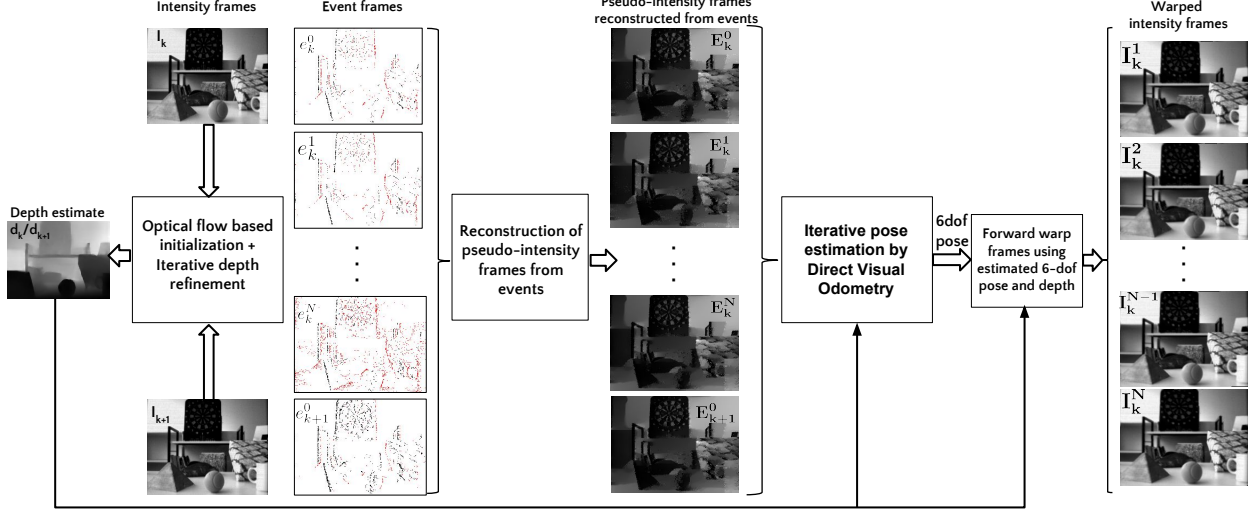


Figure 1. Overview of our approach: The main blocks of our algorithms are a) an iterative depth and sensor ego-motion refinement technique with initialization using optical flow, b) mapping event data into pseudo-intensity frames using [16], c) direct visual odometry based sensor ego-motion estimation and d) a warping module for warping intensity images to intermediate locations.

pose to use the pseudo-intensity images reconstructed from events [16] to estimate sensor ego-motion through direct visual odometry.

Fig.1 summarizes our overall approach to reconstruct the temporally dense photorealistic intensity images using the hybrid sensor. We mainly have four steps. In the first step, we estimate the dense depth map and camera motion from successive intensity frames. For this purpose we use traditional iterative optimization scheme, which we initialize by depth map obtained from a deep learning based optical flow method. In the second step, we map the event data between successive intensity frames to multiple pseudo-intensity frames using [16]. In the third step, we use the pseudo-intensity frames and the dense depth map obtained from the first step to estimate temporally dense camera ego-motion by direct visual odometry. And finally, in the fourth step, we warp the successive intensity frames to intermediate temporal locations of the pseudo-intensity frames to obtain photo-realistic reconstruction. As a by product of estimating the spatially dense depth map and temporally dense camera ego-motion we obtain a spatio-temporally dense 3D scene flow. To summarize, we make the following contributions:

- We propose a pipeline using a hybrid event and low frame rate intensity sensor which can reconstruct *temporally dense photorealistic intensity images*. This would be difficult to obtain with only either the conventional image sensor or the event sensor.
- We use the event sensor for estimating temporally dense sensor ego-motion and the low-frame rate intensity images for obtaining spatially dense depth map.

Our algorithm doesn't require any training as we are using a pre-trained optical flow method as an initialization for dense depth estimation.

- We demonstrate high quality temporally dense photorealistic reconstructions using the proposed method on real data captured from commercially available hybrid intensity and event based sensor.
- We also obtain a spatio-temporally dense 3D scene flow measurements which is difficult to obtain while using only either the conventional image sensor or the event sensor.

## 2. Related work

**Intensity image reconstruction from events:** The proposed work is very closely related to other previous works which reconstruct intensity images from events [1, 3, 16]. Barua *et al.* [3] learn a dictionary from simulated event frames and their corresponding gradient images. Bardow *et al.* [1] formulate an energy function to jointly estimate optical flow and the intensity information of the scene. Bardow *et al.* recover a dense optical flow from the events, unlike previous optical flow estimation techniques on event sensors. More recently, Reinbacher *et al.* [16] used timestamp based event manifold regularization to estimate intensity images. Some works [8, 15] reconstruct intensity images from estimated scene gradients as a byproduct of pose estimation/ tracking over 3D scenes some works estimate scene gradients as well[8, 15]. Since, all of the works rely only on event sensors, they are not able to recover true scene information.




Figure 2. *Estimating dense depth maps and relative pose of two successive intensity images:* We start with an initial estimate of the depth maps  $d_k$  and  $d_{k+1}$  obtained from the optical flow of PWC-Net [19] and a random pose  $\xi$ . We use these estimates to warp  $I_{k+1}$  to  $I_k$  and vice versa to obtain  $\hat{I}_k$  and  $\hat{I}_{k+1}$  and define the photometric error between the estimated and ground truth image. We use Multi-Scale SSIM (MSSSIM) as the photometric error and iteratively minimize it over the depth maps  $d_k$  and  $d_{k+1}$  and the pose  $\xi$ .

**Pose estimation from event sensors:** Event based sensors provide information at a very high temporal rate. This makes it extremely suitable for applications such as tracking which need low latency operation. Previous works such as [21, 17, 5, 18] estimate ego-motion of the sensor directly from the event stream. Visual odometry/ SLAM [15, 8, 10] is another popular application for event based sensors. Very recently, a dataset was also proposed to benchmark event based pose estimation, visual odometry and SLAM algorithms [13]. The dataset contains multiple video sequences captured with DAVIS and sub-millimeter accurate ground truth camera motion acquired using a motion-capture system.

**Depth estimation from event based sensor:** Estimating depth of images from a single camera has been studied extensively in the field of computer vision. Very recently, deep learning based methods were introduced for monocular depth estimation [22, 20, 6]. The interesting thing to note is that all these works impose geometric and photometric constraints for estimating depth. There have been attempts at estimating 3D scene geometry using event sensors as well [8, 14]. However, due to the inherent spatially sparse nature of the event sensor data, the depth estimates are sparse. Hence, we propose to estimate dense depth maps from intensity images and are more suitable for warping than sparse depth estimates.

### 3. Photorealistic image reconstruction from a hybrid intensity and event based sensor

We propose to reconstruct photorealistic intensity images using the event stream obtained from an event sensor. Since most of the spatial texture information is lost by encoding contrast changes as events, we propose to use a conventional image sensor accompanying an event based sensor. We show the overall flow of our proposed algorithm in Fig. 1. As can be seen from the figure, we have four major steps to reconstruct the temporally dense photorealistic image reconstruction

- Estimate dense depth maps  $d_k$  and  $d_{k+1}$  corresponding to the successive intensity frames  $I_k$  and  $I_{k+1}$  and the relative pose  $\xi$  between them.
- Reconstruct pseudo-intensity frames  $E_k^j$  at uniformly spaced temporally dense locations  $j = 1, 2, \dots, N$  between every successive intensity frame  $I_k$  and  $I_{k+1}$ .
- Estimate temporally dense sensor ego-motion estimates  $\xi_k^j$  and  $\xi_{k+1}^j$  for each intermediate pseudo-intensity frame with respect to the intensity frames  $I_k$  and  $I_{k+1}$ .
- Forward warp the intensity frames  $I_k$  and  $I_{k+1}$  to the intermediate location of each of the pseudo-intensity frame  $E_k^j$  and blend them.

The first step in our method is to estimate dense depth maps at the locations of the low-frame rate intensity frames. SfM based deep learning algorithms like [20, 22, 12] have shown promising results in estimating dense depth map and camera motion from two or more images. However, these algorithms do not generalize well to all cases. Hence, we propose an iterative optimization method to jointly estimate the dense depth map and the sensor ego-motion. Iterative optimization methods rely on a good initial estimate and it is here we use the output of the learning based methods. In particular we initialize the depth map with those estimated by optical flow between successive intensity images.

While we use the texture-rich information of the intensity images to obtain the depth estimates, we use the temporally dense event data to estimate the sensor ego-motion. Unlike previous works, we do not estimate the ego-motion directly from the event data. Instead, We use the pseudo-intensity frames obtained from [16] to iteratively refine the sensor ego-motion by minimizing the photo-metric reconstruction loss (§3.2).

Once we estimate the scene depth map and ego-motion, we warp the successive intensity frames to all the intermediate temporal locations where we have estimated the position and orientation of the sensor. Thus, we reconstruct

*photorealistic intensity images at high temporal resolution* using a hybrid conventional image sensor and event based sensor which would be difficult with only the use of either the image sensor or the event sensor.

### 3.1. Depth estimation from two successive intensity images

Estimating a dense scene depth from successive intensity frames is one of the primary requirements of our overall pipeline and it is the most challenging one too. In recent years, advanced deep learning based SfM techniques have shown superior results over traditional techniques in estimating depth from intensity images [20, 22, 12]. However, these methods tend to perform poorly in cases where the intensity images are very different from that of the training set. This can be overcome by iteratively minimizing the photometric reconstruction loss between the two images over depth and sensor ego-motion. But, this iterative technique needs a good initial estimate and getting a good initial estimate is also a challenging task. It is here, we leverage the power of deep learning algorithms to get a good initial estimate for the iterative optimization. It is well known that deep learning methods learn data prior over the raw training data provided through the structure of the network and its parameters. Here we show that, although the initial output of these methods is not very accurate, it can act as a good initialization to the traditional optimization scheme. Here, we use a deep learning based optical flow method to provide us with an initial estimate of the depth.

In order to avoid holes in the warped intermediate image due to disocclusion, it is essential to generate the intermediate image by warping from both the intensity images  $I_k$  and  $I_{k+1}$ . Hence, it is essential to estimate depth maps for both the images. As shown in Fig. 2 we estimate two dense depth maps  $d_k$  and  $d_{k+1}$  for each of the intensity images  $I_k$  and  $I_{k+1}$  respectively. In our optimization procedure we minimize the photometric reconstruction error between two images by jointly minimizing over the depth maps  $d_k, d_{k+1}$  and the relative pose  $\xi$ .

Assuming that we have the initial depth estimates for  $d_k$  and  $d_{k+1}$  from optical flow, we initialize the six parameters of the pose  $\xi$  randomly. This relative pose  $\xi$  specifies the ego-motion of the sensor at  $I_{k+1}$  with respect to  $I_k$ . We warp the intensity image  $I_{k+1}$  to the location of  $I_k$  with the current estimate of  $d_k$  and the pose  $\xi$  to obtain  $\hat{I}_k$ . We then warp  $I_k$  to the location of  $I_{k+1}$  with the current estimate of depth  $d_{k+1}$  and the inverse of the pose estimate  $\xi$  to obtain  $\hat{I}_{k+1}$ . We use Multi-scale Structural Similarity (MS-SSIM) as the photometric reconstruction error between the pairs  $\{\hat{I}_k, I_k\}$  and  $\{\hat{I}_{k+1}, I_{k+1}\}$ . We define the photometric reconstruction loss  $\mathcal{L}_{ph}$  as,

$$\mathcal{L}_{ph}(\hat{I}_k, I_k, \hat{I}_{k+1}, I_{k+1}) = MSSSIM(\hat{I}_k, I_k) + MSSSIM(\hat{I}_{k+1}, I_{k+1}) \quad (1)$$

We also enforce an edge aware smoothness loss on the estimated depth maps  $d_k$  and  $d_{k+1}$  along the lines of [12]. We differ from [12] in including an additional multiplier inside the exponential term making it a laplacian smoothness prior. We define the smoothness loss  $\mathcal{L}_{sm}$  as,

$$\mathcal{L}_{sm}(d, I) = \sum_{r,c} \|\nabla_x d\| e^{-\beta \|\nabla_x I\|} + \|\nabla_y d\| e^{-\beta \|\nabla_y I\|} \quad (2)$$

where  $I$  is the intensity image and  $d$  is the corresponding dense depth map. Overall we estimate the dense depth estimate  $d_k, d_{k+1}$  and the relative pose  $\xi$  by,

$$\xi, d_k, d_{k+1} = \arg \min_{\xi, d_k, d_{k+1}} \mathcal{L}_{ph}(\hat{I}_k, I_k, \hat{I}_{k+1}, I_{k+1}) + \lambda_{sm}(\mathcal{L}_{sm}(d_k, I_k) + \mathcal{L}_{sm}(d_{k+1}, I_{k+1})) \quad (3)$$

The above optimization method is a non-convex problem and hence a good initialization is essential to obtain the optimal solution. In this paper we obtain optical flow from PWC-Net [19] and use the inverse of the optical flow as the initial depth estimate. The inverse of the optical flow is directly related to the scene depth in case of a pure translational motion of the sensor. Rotational motion of the sensor can also be accounted for while computing depth from optical flow. However, in our experiments we have seen that a simple inverse of optical flow gives us good results. To further refine the depth initialization we run a fast bilateral solver [2] on the initial depth map obtained from optical flow. The fast bilateral solver helps in refining the edges and removing outliers from the initial depth estimate. We use the output of the fast bilateral solver as the initialization to the above optimization problem. We initialize the pose estimate  $\xi$  randomly to a value very close to identity rotation and zero translation.

### 3.2. 6-dof relative pose estimation by direct matching

Traditionally pose between two views has been estimated by matching feature points. Here, we consider estimating pose by direct matching as detecting enough inlier feature points and matching them in two views is very challenging for event sensor data. Due to the discrete and sparse nature of the event stream, direct matching the event frames is a difficult task. Hence, we propose to make use of the pseudo-intensity frames reconstructed from one of the existing techniques [16]. To estimate the ego-motion of the

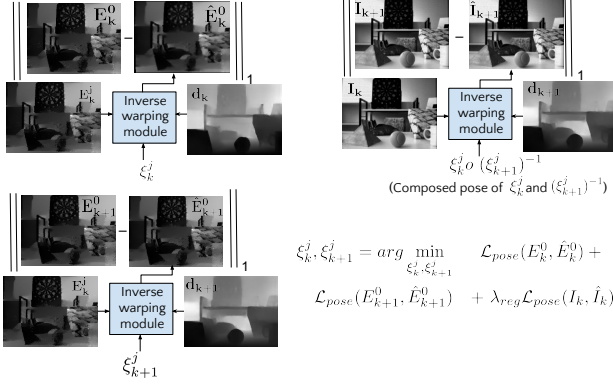


Figure 3. *Estimating relative pose of intermediate pseudo-intensity images:* We estimate the relative poses  $\xi_k^j$  and  $\xi_{k+1}^j$  of pseudo-intensity frame  $E_k^j$  w.r.t. two pseudo-intensity images  $E_k^0$  and  $E_{k+1}^0$ , respectively ( $E_k^0$  and  $E_{k+1}^0$  corresponds in time to  $I_k$  and  $I_{k+1}$ ). We estimate these poses by iteratively minimizing the warping losses over pseudo-intensity images starting from a random pose. Along with matching the pseudo-intensity images, we also match the intensity frames  $I_k$  and  $I_{k+1}$  by composing the poses  $\xi_k^j$  and inverse of the pose  $\xi_{k+1}^j$ .

sensor between successive intensity images  $I_k$  and  $I_{k+1}$ , we need to estimate the relative pose between all pairs of pseudo-intensity images  $E_k^0$  and  $E_k^j$  where  $j = 1, 2, \dots, N$ . Thus we obtain ego-motion estimate at the location of each of the frames  $E_k^j$  w.r.t.  $I_k$  (location of  $E_k^0$  corresponds to  $I_k$ ).

Let  $\xi_k^j$  represent the 6 parameters of the relative pose of the intermediate pseudo-intensity image  $E_k^j$  with respect to  $E_k^0$  and  $\xi_{k+1}^j$  be the relative pose of  $E_k^j$  with respect to  $E_{k+1}^0$ . With the known depth estimates  $d_k$  and  $d_{k+1}$  for the frames  $I_k$  and  $I_{k+1}$  respectively, we can estimate  $\xi_k^j$  and  $\xi_{k+1}^j$  by iteratively minimizing the photometric reconstruction loss between  $E_k^j$  and the extreme pseudo-intensity frames  $E_k^0$  and  $E_{k+1}^0$ . We use the current estimate of relative pose estimate  $\xi_k^j$  and the already known depth estimate  $d_k$  to inverse warp the pseudo-intensity frame  $E_k^j$  to the location of  $E_k^0$  to obtain  $\hat{E}_k^0$ . We similarly inverse warp the pseudo-intensity frame  $E_k^j$  to the location of  $E_{k+1}^0$  to obtain  $\hat{E}_{k+1}^0$  using the current estimate of relative pose  $\xi_{k+1}^j$  and the known depth  $d_{k+1}$ . We define the photometric loss  $\mathcal{L}_{pose}$  as mean absolute error between the warped intensity frame and the ground truth frame.

$$\mathcal{L}_{pose}(E_k^0, \hat{E}_k^0) = \sum_{r,c} \|E_k^0 - \hat{E}_k^0\|_1 \quad (4)$$

If we compose the relative pose  $\xi_k^j$  and the inverse of the relative pose  $\xi_{k+1}^j$  we obtain the relative pose  $\hat{\xi}$  which is the relative pose between the intensity images  $I_k$  and  $I_{k+1}$ . This relative pose  $\hat{\xi}$  and the known depth  $d_k$  can be used to inverse warp the intensity image  $I_{k+1}$  to the location of

$I_k$  to obtain  $\hat{I}_k$ . The photometric reconstruction loss between  $I_k$  and  $\hat{I}_k$  enforces the constraint that the composing the relative pose between extreme frames and intermediate frames should give us the relative pose between the extreme frames. Overall, we estimate the relative pose for each intermediate location  $j$  by iteratively solving the optimization problem as below:

$$\begin{aligned} \xi_k^j, \xi_{k+1}^j = \arg \min_{\xi_k^j, \xi_{k+1}^j} & \mathcal{L}_{pose}(E_k^0, \hat{E}_k^0) \\ & + \mathcal{L}_{pose}(E_{k+1}^0, \hat{E}_{k+1}^0) + \lambda_{reg} \mathcal{L}_{pose}(I_k, \hat{I}_k) \end{aligned} \quad (5)$$

where  $\lambda_{reg}$  is the regularization parameter.

### 3.3. Forward Warping and Blending

At this stage, we have depth maps  $d_k$  and  $d_{k+1}$  corresponding to intensity images  $I_k$  and  $I_{k+1}$  respectively. We have relative pose estimate  $\xi_k^j$ , between intensity frame  $I_k$  and the latent intensity frame  $I_k^j$  corresponding to the pseudo-intensity frame  $E_k^j$ . We have relative pose estimate  $\xi_{k+1}^j$ , between intensity frame  $I_{k+1}$  and the latent intensity frame  $I_k^j$ . We do a source-target mapping (forward warping) from two images  $I_k$  and  $I_{k+1}$  to the latent image  $I_k^j$  and alpha-blend them. We fill the holes generated due to forward warping by splatting the intensity values.

## 4. Experiments

For all our experiments we used DAVIS [4] which has a conventional image sensor and an event sensor bundled together. Since, we did not have access to it, we used the recently proposed dataset by Mueggler *et al.* [13] which consists of several video sequences captured using DAVIS. We use the intensity frames obtained from the conventional image sensor of DAVIS to obtain dense depth estimate of the scene. We refine the initial depth obtained from optical flow between successive frames using a fast bilateral solver [2] before using it as an initialization for our iterative refinement scheme. In the iterative depth refinement optimization we empirically found that  $\lambda_{sm} = 1.0$  and  $\beta = 10.0$  in Eq. (2) gave the best results. For minimizing the cost in each of the optimization scheme we use the Adam optimizer [9] based gradient descent optimization.

We use the event sensor data to reconstruct pseudo-intensity frames from the existing method proposed by Reinbacher *et al.* [16]. We reconstruct  $N = 10$  pseudo-intensity frames between every successive intensity frame obtained from the conventional image sensor of DAVIS. We use these reconstructed pseudo-intensity frames to obtain a temporally dense estimate of sensor ego-motion as described in §3.2. Empirically we found that using a  $\lambda_{reg} =$




Figure 4. The final depth estimate obtained from initializing with PWC-Net[19] compared with that of DeMoN[20] and FlowNet2[7] based initialization.




Figure 5. Final depth estimate for different sequences and different depth initialization methods. Depth maps obtained from PWC-Net initialization are qualitatively better than DeMoN or the FlowNet2 based initializations.

0.001 in Eq. (5) gave the best results for relative pose estimation. Using the spatially dense depth estimate and the temporally dense ego-motion estimate we are able to reconstruct photorealistic intensity images at temporal locations intermediate to successive intensity frames. As a by product of estimating a spatially dense scene depth map and temporally dense ego-motion estimate we obtain a spatio-

temporally dense 3D scene flow estimate. Note that, obtaining this spatio-temporally dense 3D scene flow would have been difficult with the use of only either the conventional image sensor or the event sensor.



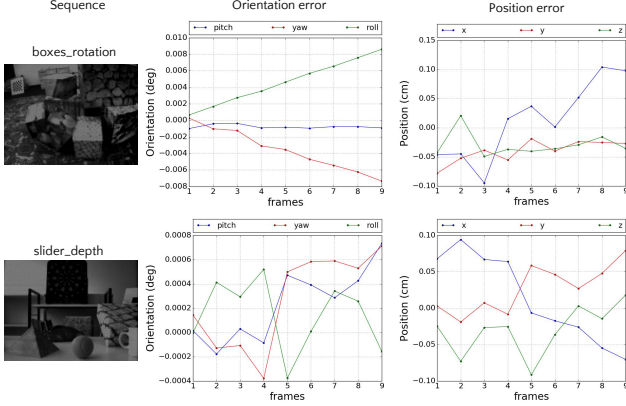


Figure 6. Errors in the estimated orientation and position on one handheld and one mechanical slider DAVIS sequence with roughly translational motion. We are comparing the estimated pose assuming that the sensor went through unit translation and as can be seen from the plot the estimated pose is very close to the ground truth pose.

#### 4.1. Depth estimation from successive intensity frames

Dense depth estimation from two successive intensity frames is the most important task in our pipeline and the most challenging one too. We initialize our traditional iterative method using the optical flow between two successive intensity frames estimated from PWC-Net [19].

We compare the final depth estimates obtained through various initialization methods. In Fig. 4 we compare initialization of depth obtained from PWC-net [19] with DeMoN[20] and FlowNet2[7] based initializations. In Fig.4 we see that PWC-Net based initialization performs better than DeMoN and FlowNet2 based initialization.

DeMoN estimates depth and camera motion from two intensity images by iterating through a trained neural network. For a method whose objective is dense depth estimation from two intensity images, DeMoN performs rather poorly on our image sequences. In Fig. 5 we compare the final depth estimates obtained from different initialization methods. Even after refinement, depth obtained from initializing with DeMoN is not as good as the one obtained by PWC-Net initialization.

#### 4.2. Relative pose estimation by direct matching

We utilize the temporally dense event sensor data to estimate a temporally dense sensor ego-motion estimate. In Fig. 6 we compare the intermediate pose obtained for the sequence 'boxes\_rotation' and 'slider\_depth' with the ground truth intermediate pose provided in the dataset[13]. In our pipeline we can only estimate a relative depth and cannot determine the absolute scale of the scene. To compare the error in relative pose estimation it is imperative that we make the magnitude of the translation between

the successive intensity frames estimated by our method, to the same as that of the ground truth translation.

To achieve this, we first normalize all the estimated intermediate pose such that the pose between the extreme intensity frames have unit translation. Similarly, we normalize the translations for the ground truth intermediate pose such that the pose between the extreme frames have unit translation. We can now easily compute the error between the estimated and the ground truth pose. In Fig.6, we have plotted the error of the estimated pose for intermediate frames with respect to the first frame. Hence, the error is zero for the first frame (not shown in plot) and then gradually increases with the increase in frame number. The error plot in the Fig.6 is averaged over the intermediate pose from four successive intensity frames.

#### 4.3. Photorealistic intensity image reconstruction

We compare visually the intensity image reconstructed using our proposed method to that proposed in [16] in Fig. 7. We show event manifold based reconstructions obtained from [16] for two sequences. With the proposed method, we are able to obtain temporally dense photorealistic reconstructions of intensity images. This clearly demonstrates that having access to texture information is necessary for producing photorealistic reconstructions. We also include the video sequence of the reconstruction in the supplementary material.

#### 4.4. Spatio-temporally dense 3D scene flow

Scene flow is the dense or semi-dense 3D motion field of a scene which moves either completely or partially with respect to a camera. In our pipeline we are estimating a spatially dense scene depth map and a temporally dense sensor ego-motion. With this information we can estimate a spatio-temporally dense 3D scene flow for the case of rigid scene and moving camera. This can find application in Augmented/Virtual Reality applications where usually we have a rigid 3D scene and a sensor which is in constant motion. For easier visualization we show a 2D dense optical flow field in Fig. 8 for different sequences.

### 5. Conclusion

We combine the strength of a texture-rich low frame rate conventional camera with a high temporal rate event sensor to obtain temporally dense photo-realistic images. We achieve this by warping the low frame rate intensity frames from the conventional image sensor to intermediate locations. We compute dense depth maps from the low frame rate images through an iterative optimization method with initialization from a deep learning based optical flow algorithm. We estimate temporally dense sensor ego-motion from the events data by direct matching of pseudo-intensity frames. Our algorithm doesn't require any training as we




Figure 7. Some of the reconstructions using the proposed method. As expected, our reconstructions using hybrid sensor is much better than those obtained just from events. We have drawn lines over the images for an easier visualization of the motion of different objects in the scene.




Figure 8. Spatio-temporally dense flow field obtained as a by-product of estimating a spatially dense depth and temporally dense sensor ego-motion. At the bottom right inset we show the flow field color coding used to visualize the optical flow.

are using a pre-trained optical flow method as an initialization for dense depth estimation. We show photo-realistic reconstruction of temporally dense images with the hybrid sensor which would be difficult while using only either the

conventional image sensor or the event sensor. Although, in this paper we have assumed a static scene with the sensor in motion our algorithm can be used in AR/VR applications where the user wearing the sensor will be in motion in a static scene. In addition we also show spatio-temporally dense 3D scene flow obtained as a by product of estimating spatially dense scene depth and temporally dense sensor ego-motion.

## References

- [1] P. Bardow, A. J. Davison, and S. Leutenegger. Simultaneous optical flow and intensity estimation from an event camera. In *Proceedings of the IEEE Conference on Computer Vision and Pattern Recognition*, 2016.
- [2] J. T. Barron and B. Poole. The fast bilateral solver. In *European Conference on Computer Vision*. Springer, 2016.
- [3] S. Barua, Y. Miyatani, and A. Veeraraghavan. Direct face detection and video reconstruction from event



- cameras. In *IEEE Winter Conference on Applications of Computer Vision (WACV)*. IEEE, 2016.
- [4] R. Berner, C. Brandli, M. Yang, S.-C. Liu, and T. Delbruck. A  $240 \times 180$  10mw  $12\mu\text{s}$  latency sparse-output vision sensor for mobile applications. In *Symposium on VLSI Circuits (VLSIC)*, 2013.
- [5] G. Gallego, J. E. Lund, E. Mueggler, H. Rebecq, T. Delbruck, and D. Scaramuzza. Event-based, 6-dof camera tracking from photometric depth maps. *IEEE Transactions on Pattern Analysis and Machine Intelligence*, 2017.
- [6] C. Godard, O. Mac Aodha, and G. J. Brostow. Unsupervised monocular depth estimation with left-right consistency. In *CVPR*, 2017.
- [7] E. Ilg, N. Mayer, T. Saikia, M. Keuper, A. Dosovitskiy, and T. Brox. Flownet 2.0: Evolution of optical flow estimation with deep networks. In *IEEE Conference on Computer Vision and Pattern Recognition (CVPR)*, 2017.
- [8] H. Kim, S. Leutenegger, and A. J. Davison. Real-time 3d reconstruction and 6-dof tracking with an event camera. In *European Conference on Computer Vision*. Springer, 2016.
- [9] D. P. Kingma and J. Ba. Adam: A method for stochastic optimization. *arXiv preprint arXiv:1412.6980*, 2014.
- [10] B. Kueng, E. Mueggler, G. Gallego, and D. Scaramuzza. Low-latency visual odometry using event-based feature tracks. In *IEEE/RSJ International Conference on Intelligent Robots and Systems (IROS)*. IEEE, 2016.
- [11] P. Lichtsteiner, C. Posch, and T. Delbruck. A  $128 \times 128$  120 db  $15\mu\text{s}$  latency asynchronous temporal contrast vision sensor. *IEEE journal of solid-state circuits*, 2008.
- [12] R. Mahjourian, M. Wicke, and A. Angelova. Unsupervised learning of depth and ego-motion from monocular video using 3d geometric constraints. *arXiv preprint arXiv:1802.05522*, 2018.
- [13] E. Mueggler, H. Rebecq, G. Gallego, T. Delbruck, and D. Scaramuzza. The event-camera dataset and simulator: Event-based data for pose estimation, visual odometry, and slam. *The International Journal of Robotics Research*, 2017.
- [14] H. Rebecq, G. Gallego, E. Mueggler, and D. Scaramuzza. Emvs: Event-based multi-view stereo – 3d reconstruction with an event camera in real-time. *International Journal of Computer Vision*, 2017.
- [15] H. Rebecq, T. Horstschaefer, G. Gallego, and D. Scaramuzza. Evo: A geometric approach to event-based 6-dof parallel tracking and mapping in real time. *IEEE Robotics and Automation Letters*, 2017.
- [16] C. Reinbacher, G. Graber, and T. Pock. Real-Time Intensity-Image Reconstruction for Event Cameras Using Manifold Regularisation. In *2016 British Machine Vision Conference (BMVC)*, 2016.
- [17] C. Reinbacher, G. Munda, and T. Pock. Real-time panoramic tracking for event cameras. In *IEEE International Conference on Computational Photography (ICCP)*. IEEE, 2017.
- [18] D. Reverter Valeiras, G. Orchard, S.-H. Ieng, and R. B. Benosman. Neuromorphic event-based 3d pose estimation. *Frontiers in neuroscience*, 2016.
- [19] D. Sun, X. Yang, M.-Y. Liu, and J. Kautz. PWC-Net: CNNs for optical flow using pyramid, warping, and cost volume. In *CVPR*, 2018.
- [20] B. Ummenhofer, H. Zhou, J. Uhrig, N. Mayer, E. Ilg, A. Dosovitskiy, and T. Brox. Demon: Depth and motion network for learning monocular stereo. In *IEEE Conference on Computer Vision and Pattern Recognition (CVPR)*, 2017.
- [21] V. Vasco, A. Glover, E. Mueggler, D. Scaramuzza, L. Natale, and C. Bartolozzi. Independent motion detection with event-driven cameras. In *18th International Conference on Advanced Robotics (ICAR)*, 2017.
- [22] T. Zhou, M. Brown, N. Snavely, and D. G. Lowe. Unsupervised learning of depth and ego-motion from video. In *CVPR*, 2017.