

On Learning Associations of Faces and Voices

Changil Kim¹, Hijung Valentina Shin², Tae-Hyun Oh¹, Alexandre Kaspar¹,
Mohamed Elgharib³, and Wojciech Matusik¹

¹ MIT CSAIL

² Adobe Research

³ QCRI

Abstract. In this paper, we study the associations between human faces and voices. Audiovisual integration, specifically the integration of facial and vocal information is a well-researched area in neuroscience. It is shown that the overlapping information between the two modalities plays a significant role in perceptual tasks such as speaker identification. Through an online study on a new dataset we created, we confirm previous findings that people can associate unseen faces with corresponding voices and vice versa with greater than chance accuracy. We computationally model the overlapping information between faces and voices and show that the learned cross-modal representation contains enough information to identify matching faces and voices with performance similar to that of humans. Our representation exhibits correlations to certain demographic attributes and features obtained from either visual or aural modality alone. We release our dataset of audiovisual recordings and demographic annotations of people reading out short text used in our studies.

Keywords: face-voice association · multi-modal representation learning

1 Introduction

“Can machines put a face to the voice?”

We humans often deduce various, albeit perhaps crude, information from the voice of others, such as gender, approximate age and even personality. We even imagine the appearance of the person on the other end of the line when we phone a stranger. Can machines learn such human ability? In this paper we pose questions about whether machines can put faces to voices, or vice versa, like humans presumably do, and if they can, how accurately they can do so. To answer these questions, we need to define what “putting a face to a voice” means. We approximate this task by designing a simple discrete test: we judge whether a machine can choose the most plausible facial depiction of the voice it hears, given multiple candidates. This definition has a number of advantages: (1) it is easy to implement in machines, (2) it is possible to conduct the same test on human subjects, and (3) the performance can be quantitatively measured.

Neuroscientists have observed that the multimodal associations of faces and voices play a role in perceptual tasks such as speaker recognition [19,14,44].

Recently, the problem was brought to the computer vision community and it has been shown that such ability can be implemented by machine vision and intelligence [25]. We perform experimental studies both on human subjects and machine models. Compared to prior human-subject studies, we collect a new, larger dataset consisting of audiovisual recordings of human speeches performed by non-celebrity individuals with more diverse demographic distributions, on which human-subject study is conducted to set a more accurate baseline for human performances. Unlike the prior computational model [25], which models the task as an n -way classification, we learn the overlapping information between the two modalities, inspired by the findings of neuroscientists. This allows us to analyze both modalities in the same embedding space by measuring the distance between two modal representations directly, which enables cross-modal retrieval. We analyze what information we have learned, and examine potential connections between our learned representation and modal features of faces and voices alone. We show that our representation has a close connection to certain demographic attributes such as age and gender, some facial features, and prosodic features like voice pitch. We expect our approach to further lead to new opportunities for cross-modal synthesis and editing.

Contributions. Our technical contributions include the following.

- We provide an extensive human-subject study, with both the participant pool and dataset larger and more diverse than those used in prior studies, where we verify that humans are capable of correctly matching unfamiliar face images to corresponding voice recordings and vice versa with greater than chance accuracy. We provide a statistical analysis with diverse controls on demographic attributes and various levels of homogeneity of studied groups.
- We learn the co-embedding of modal representations of human faces and voices, and evaluate the learned representations extensively, revealing unsupervised correlations to demographic, prosodic, and facial features. We compare a number of existing techniques to learn the representation and show that we obtain consistent performances, independent of particular computational models, on the matching task on a par with human performance.
- We present a new dataset of the audiovisual recordings of speeches by 181 individuals with diverse demographic background, totaling over 3 hours of recordings, with the demographic annotations.

Limitations. While we use our own dataset for human-subject studies, we use an existing dataset of celebrities (the VoxCeleb dataset [26]) to train our computational model, due to the two experiments’ respective characteristics and practical concern about data collection. Humans have prior knowledge about celebrities, which can affect their performance on VoxCeleb, while the deep neural network we use requires a large amount of data, rendering our dataset short of scale. Further, conducting user studies on such a huge dataset would also require a comparably large number of test participants. Thus, it should be avoided to compare the numbers directly between the two studies; rather, the results should be understood such that both humans and our computational model achieve statistically significant, better than random performances. Collecting a large

dataset of non-celebrity audiovisual recordings comparable to VoxCeleb in size is an important and non-trivial task which we leave to future work.

2 Related Work

Studies on face-voice association span multiple disciplines. Among the most relevant to our work are cognitive science and neuroscience, which study human subjects, and machine learning, specifically, cross-modal modeling.

Human capability for face-voice association. Behavioural and neuroimaging studies of face-voice integration show clear evidence of early perceptual integrative mechanisms between face and voice processing pathways. The study of Campanella and Belin [5] reveals that humans leverage the interface between facial and vocal information for both person recognition and identity processing. This human capability is unconsciously learned by processing a tremendous number of auditory-visual examples throughout their whole life [10], and the ability to learn the associations between faces and voices starts to develop as early as three-months old [4], without intended discipline.¹ This ability has also been observed in other primates [34].

These findings led to the question about to what extent people are able to correctly match which unfamiliar voice and face belong to the same person [16,20,23,36]. Early work [16,20] argued that people could match voices to dynamically articulating faces but not to static photographs. More recent findings of Mavica and Barenholtz [23] and Smith et al. [36] contradicted these results, and presented evidence that humans can actually match *static* facial images to corresponding voice recordings with greater than chance accuracy. In a separate study, Smith et al. also showed that there is a strong agreement between the participants’ ratings of a model’s femininity, masculinity, age, health and weight made separately from faces and voices [35]. The discrepancy between these sets of studies were attributed to the different experimental procedures. For instance, Kamachi et al. [16] and Lachs and Pisoni [20] presented the stimuli sequentially (participants either heard a voice and then saw two faces or saw a face and then heard two voices), while the latter works presented faces and voices simultaneously. In addition, the particular stimuli used could also have led to a difference in performance. For example, Kamachi et al. experimented with Japanese models, whereas Mavica and Barenholtz used Caucasian models. Smith et al. [36] showed that different models vary in the extent to which they look and sound similar, and performance could be highly dependent on the particular stimuli used.

The closest work to our human subject study is Mavica and Barenholtz’s experiment. We extend the previous work in several ways. First, we exploit crowdsourcing to collect a larger and more diverse dataset of models. We collected faces and voices of 181 models of different gender, ethnicity, age-group and first-language. This diversity allowed us to investigate a wider spectrum of

¹ In machine learning terminology, this could be seen as natural supervision [28] or self-supervision [9] with unlabeled data.

task difficulties according to varying control factors in demographic parameters. Specifically, whereas previous work only tests on models from a homogenous demographic group (same gender, ethnicity, age group), we vary the homogeneity of the sample group in each experiment and test models from same gender (G), same gender and ethnicity (G/E), same gender, ethnicity, first language and age group (G/E/F/A). By comparing the performances across experiments, we explicitly test the assumption, hereto taken for granted, that people infer demographic information from both face and voice and use this to perform the matching task.

Audiovisual cross-modal learning by machinery. Inspired by the early findings from cognitive science and neuroscience that humans integrate audiovisual information for perception tasks [24,15,32], the machine learning community has also shown increased interest in the visual-auditory cross-modal learning. The key motivation has been to understand whether machine learning models can reveal correlations across different modalities. With the recent advance of deep learning, multi-modal learning leverages neural networks to mine common or complementary information effectively from large-scale paired data. In the real world, the concurrency of visual and auditory information provides a natural supervision [29]. Recent emergence of deep learning has witnessed the understanding of the correlation between audio and visual signals in applications such as: improving sound classification [1] by combining images and their concurrent sound signals in videos; scene and place recognition [2] by transferring knowledge from visual to auditory information; vision-sound cross modal retrieval [28,29,37]; and sound source localization in visual scenes [31]. These works focus on the fact that visual events are often positively correlated with their concurrent sound signals. This fact is utilized to learn representations that are modality-invariant. We build on these advances and extend to the face-voice pair.

Nagrani et al. [25] recently presented a computational model for the face-voice matching task. While they see it as a binary decision problem, we focus more on the shared information between the two modalities and extract it as a representation vector residing in the shared latent space, in which the task is modeled as a nearest neighbor search. Other closely related work include Ngiam et al. [27] and Chung et al. [8], which showed that the joint signals from face and audio help disambiguate voiced and unvoiced consonants. Similarly, Hoover et al. [13] and Gebru et al. [11] developed systems to identify active speakers from a video by jointly observing the audio and visual signals. Although the voice-speaker matching task seems similar, these work mainly focus on distinguishing active speakers from non-speakers at a given time, and they do not try to learn cross-modal representations. A different line of work has also shown that recorded or synthesized speech can be used to generate facial animations of animated characters [39,17] or real persons [38].

Our interest is to investigate whether people look and sound similar, i.e., to explore the existence of the learnable relationship between the face and voice. To this end, we leverage the face-voice matching task. We examine whether faces and voices encode redundant identity information and measure to which extent.

3 Study on Human Performance

We conducted a series of experiments to test whether people can match a voice of an unfamiliar person to a static facial image of the same person. Participants were presented with photographs of two different models and a 10-second voice recording of one of the models. They were asked to choose one and only one of the two faces they thought would have a similar voice to the recorded voice ($V \rightarrow F$). We hypothesized that people may rely on information such as gender, ethnicity and age inferred from both face and voice to perform the task. To test this possibility, in each experiment, we added additional constraints on the sample demography and only compared models of the same gender (G - Experiment 1), same gender and ethnicity (G/E - Experiment 2), and finally same gender, ethnicity, first language, and age group (G/E/F/A - Experiment 3), specifically male pairs and female pairs from non-Hispanic white, native speakers in their 20s. For the most constrained condition (G/E/F/A), we also performed a follow-up experiment, where participants were presented with a single facial image and two voice recordings and chose the recording they thought would be similar to the voice of the person in the image ($F \rightarrow V$).

3.1 Dataset

While there exist multiple large-scale audiovisual datasets of human speakers, notably in the context of speech or speaker recognition [26,8], they contain widely known identities, such as celebrities or public figures. Thus, for our human subject study, we used Amazon Mechanical Turk to collect a separate dataset consisting of 239 video clips of 181 unique non-celebrities. Participants recorded themselves through their webcam, while reading out short English scripts. In addition to the video recordings, participants fill out a survey about their demographic information: gender, ethnicity, age, and their first language. The demographic distribution of the acquired dataset is tabulated in Table 2. See our supplementary material for acquisition details and the accompanying dataset to examine samples.

3.2 Protocol

For the face-voice matching experiments, we conducted a separate study also through Amazon Mechanical Turk. Before starting the experiment, participants filled out a questionnaire about their demographic information, identical to the one above presented for data collection. Following the questionnaire, they completed 16 matching tasks, along with 4 control tasks for quality control. Each task consists of comparing two pairs of faces and selecting one of them as matching a voice recording (vice versa for Experiment 4). Two of the four control tasks check for consistency; we repeat a same pair of faces and voice. The other two control for correctness; we add two pairs with one male model and one female model. From preliminary studies we noticed that people are generally very good at identifying gender from face or voice, and indeed less than 3% of the participants incorrectly answered the correctness control questions (11 out

Table 1. The average performance of Amazon Mechanical Turk participants in each of the four experimental conditions.

Demographic constraints	Mean	SD	t (n)	p -value
G	71.4%	13.6%	13.17 (70)	$p < 0.001$
G/E	65.0%	13.0%	9.65 (70)	$p < 0.001$
G/E/F/A	58.4%	13.8%	5.20 (73)	$p < 0.001$
G/E/F/A, F \rightarrow V	55.2%	12.2%	3.69 (75)	$p < 0.001$

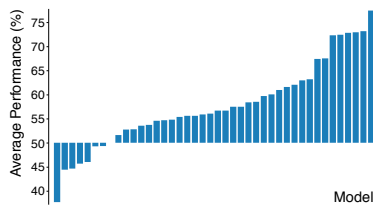
of 301 participants). In the analysis, we discarded data from participants who failed in two or more control questions (9/301).

The rest of the 16 tasks comprise of 16 different pairs. Each unique person in the dataset is paired with 8 other persons from the dataset, randomly selected within the experiment’s demographic constraint (Experiment 1: same gender, Experiment 2: same gender and ethnicity, Experiments 3 and 4: same gender, ethnicity, age group and first language). Each participant in the experiment was presented with 16 randomly selected pairs (8 male pairs and 8 female pairs). The pairs were presented sequentially. Participants had to listen to the audio recording(s) and choose an answer, before they could move on to the next pair. No feedback was given on whether their choice was correct or not, precluding learning of face-voice pairings. We also discarded data from participants who partook in the data collection (4/301).

3.3 Results

Table 1 shows the average performance across participants for each of the four experimental conditions. Individual t tests found significantly better than chance performance (50%) for each of the four experimental conditions. An ANOVA comparing the four experiments found a significant difference in performance ($F = 21.36$, $p < 0.001$). Tukey’s HSD showed that performance in Experiment 1 (G) was significantly better than Experiment 2 (G/E) ($p < 0.05$), and performance in Experiment 2 (G/E) was significantly better than Experiment 3 (G/E/F/A) ($p < 0.05$). However, results from Experiment 3 (V \rightarrow F) and Experiment 4 (F \rightarrow V) were not significantly different from one another.

Similarly to Mavica and Barenholtz [23], in order to assess whether some models were more or less difficult to match, for Experiment 3, we also calculated the percentage of trials on which the participants chose the correct response whenever the model’s face was presented either as the correct match or as the incorrect comparison. In other words, a high score for a model means participants are able to correctly match the model’s face to its voice as well as reject matching that face to another person’s voice. Shown above is the average performance for each of the 42 models (18 male and 24 female) in Experiment 3, sorted by performance. Despite the wide variance in performance, we observe a clear trend



toward better-than-chance performance, with 34 of the 42 models (80%) yielding a performance above 50%.

Overall, participants were able to match a voice of an unfamiliar person to a static facial image of the same person at better than chance levels. The performance drop across experimental conditions 1 to 3 supports the view that participants leverage demographic information inferred from the face and voice to perform the matching task. Hence, participants performed worse when comparing pairs of models from demographically more homogeneous groups. This was an assumption taken for granted in previous work, but not experimentally tested. More interestingly, even for the most constrained condition, where participants compared models of the same gender, ethnicity, age group and first language, their performance was better than chance. This result aligns with that of Mavica and Barenholtz [23] that humans can indeed perform the matching task with greater than chance accuracy even with static facial images. The direction of inference ($F \rightarrow V$ vs. $V \rightarrow F$) did not affect the performance.

4 Cross-modal Metric Learning on Faces and Voices

Our attempt to learn cross-modal representations between faces and voices is inspired by the significance of the overlapping information in certain cognitive tasks like identity recognition, as discussed earlier. We use standard network architectures to learn the latent spaces that represent the visual and auditory modalities for human faces and voices, respectively, and are compatible enough to grasp the associations between them. Analogous to human unconscious learning [10], we train the networks to learn the voice-face pairs from naturally paired face and voice data without other human supervision.

4.1 Network Architecture

The overall architecture is based on the triplet network [12], which is widely used for metric learning. As subnetworks for two modalities, we use VGG16 [33] and SoundNet [2], which have shown sufficient model capacities while allowing for stable training in a variety of applications. In particular, SoundNet was devised in the context of transfer learning between visual and auditory signals.

Unlike typical triplet configurations where all three subnetworks share the weights, in our model, two heterogeneous subnetworks are hooked up to the triplet loss. The face subnetwork f_F is based on VGG16, where the `conv5_3` layer is average-pooled globally, resulting in 512-d output. It is fed to a 128-d fully connected layer with the ReLU activation, followed by another 128-d fully connected layer but without ReLU, which yields the face representation. The voice subnetwork f_V is based on SoundNet, whose `conv6` layer is similarly average-pooled globally, yielding 512-d output. It is then fed to two fully-connected layers with the same dimensions as those in the face subnetwork one after another. In our experiments with the voice as the reference modality, for a single voice subnetwork, there are two face subnetworks with shared weights.

Table 2. The demographic distributions of our dataset for user studies and the VoxCeleb [26] test set. The fluency denotes whether the English language is the speaker’s first language (Y) or not (N). The ethnicity denotes one of the following groups: (1) American Indian; (2) Asian and Pacific Islander; (3) black or African American; (4) Hispanic or Latino; (5) non-Hispanic white; (6) others.

Dataset	Gender		Ethnicity						Fluency		Age group							
	m.	f.	1	2	3	4	5	6	Y	N	≤19	20s	30s	40s	50s	60s	70s	≥80
Ours	95	86	5	30	14	15	97	20	134	47	6	101	53	14	4	3	0	0
VoxCeleb	150	100	1	10	19	13	189	18	223	27	2	27	77	58	43	21	14	8

During training, for each random voice sample \mathbf{v} , one positive face sample \mathbf{f}^+ and one negative sample \mathbf{f}^- are drawn, and the tuple $(\mathbf{v}, \mathbf{f}^+, \mathbf{f}^-)$ is fed forward to the triplet network. Optimizing for the triplet loss

$$\mathcal{L}(\mathbf{v}, \mathbf{f}^+, \mathbf{f}^-) = \left\| \text{softmax}([d^+, d^-]) - [0, 1] \right\|_2^2 \quad (1)$$

minimizes the L_2 distance between the representations of the voice and the positive face, $d^+ = \|f_V(\mathbf{v}) - f_F(\mathbf{f}^+)\|_2$, while maximizing the L_2 distance between those of the voice and the negative face, $d^- = \|f_V(\mathbf{v}) - f_F(\mathbf{f}^-)\|_2$, pushing representations of the same identity closer and pulling those of different identities away.

4.2 Dataset

Our collected dataset of 239 samples was not large enough to train a large deep neural network. Thus, we turned to unconstrained, “in-the-wild” datasets, which provide a large amount of videos mined from video sharing services like YouTube. We use the VoxCeleb dataset [26] to train our network. From the available 21,063 videos, 114,109 video clips of 1,251 celebrities are cut and used. We split these into two sets: randomly chosen 1,001 identities as the training set and the rest 250 identities as the test set. The dataset comes with facial bounding boxes. We first filtered the bounding boxes temporally as there were fluctuations in their sizes and positions, and enlarged them by 1.5 times to ensure that the entire face is always visible. From each clip, the first frame and first 10 seconds of the audio are used, as the beginning of the clips is usually well aligned with the beginning of utterances. We manually annotated the samples in the test set with demographic attributes, which allowed us to conduct the experiments with the same controls as presented in Section 3 and to examine the clustering on such attributes naturally arising in the learned representations (Section 4.5). The demographic distributions of the annotated test set are illustrated in Table 2.

4.3 Training

All face images are scaled to 224×224 pixels. Audio clips are resampled at 22,050 Hz and trimmed to 10 seconds; those shorter than 10 seconds are tiled back to back before trimming. Training tuples are randomly drawn from the pool of faces and voices: for a random voice, a random but distinct face of the

Table 3. The performance of our model measured on the VoxCeleb test set. Experiments are controlled with varying demographic grouping: without control (-), within the same gender (G), ethnic group (E), both of the two (G/E), and on the largest and most homogeneous group, i.e., non-Hispanic white, male native speakers in their 30s.

Direction	Demographic grouping of test samples				
	-	G	E	G/E	G/E/F/A
V → F	78.2%	62.9%	76.4%	61.6%	59.0%
F → V	78.6%	61.6%	76.7%	61.2%	56.8%

same identity and a random face of a different identity are sampled. We use Adam [18] to optimize our network with $\beta_1 = 0.9$ and $\beta_2 = 0.999$, and the batch size of 8. We use the pretrained models of VGG16 and SoundNet. The fully connected layers are trained from scratch with a learning rate of 10^{-3} and the pretrained part of the network is fine-tuned with a learning rate of 10^{-5} at the same time. The training continues for 240k iterations, while the learning rates are decayed by a factor of 10^{-1} after every 80k iterations. After 120k iterations, the network is trained with *harder* training samples, where 16 tuples are sampled for each batch, from which only the 8 samples with the highest losses are used for back-propagation. See the supplementary material for more details. We train a separate model for each direction: a V → F network with the voice as the reference modality and an F → V network with the face as the reference.

4.4 Results

We conducted the same experiments introduced in Section 3 using our trained model. A voice recording is fed to the network along with two candidate face images, resulting in three representation vectors. Then the face candidate closer to the voice in the representation space in L_2 metric is picked as the matching face. The performance of our computational model is tabulated in Table 3.

Similarly to our user study, we measure the test accuracy on a number of different conditions. We replicate the conditions of Experiments 1 (G), 2 (G/E), and 3 (G/E/F/A) as before but in both directions (thus including Experiment 4), in addition to two more experiments where the accuracy is measured on the same ethnic group (E) and on the entire test set samples (-). For Experiment 3 (G/E/F/A), we show the accuracy on the single, largest homogeneous group of people in the test set (non-Hispanic white, male native speakers in their 30s). Note that we used the age group of 30s instead of 20s, which were the largest group in our user study dataset, as the VoxCeleb test set demography includes more identities in their 30s. These largest groups are marked in boldface in Table 2.

We observe that the gender of the subject provides the strongest cue for our model to decide the matching, as we assume it does for human testers.² Unlike the experiments with human participants, conditioning on ethnicity lowers the accuracy only marginally. For the most constrained condition (G/E/F/A) the accuracy shows about 20% drop from the uncontrolled experiment.

² Gender is such a strong cue that we use it for control questions in our user study. See Section 3.




Fig. 1. The t-SNE visualization of face (a–c) and voice (d–f) representations, color-coded with the identity and demographic information. Age (c,f) color-codes continuous values, the legend showing only the two extremes; the rest categorical values. No demographic attribute was used to train representations.

These results largely conform to our findings from the user study (Table 1). One noticeable difference is that the performance drop due to the demographic conditioning is less drastic in the machine experiments ($\sim 4\%$) than in the human experiments ($\sim 13\%$), while their accuracies on the most controlled group (G/E/F/A; i.e., the hardest experiment) are similar (59.0% and 58.4%, respectively). Note that the accuracy on the uncontrolled group was not measured on human participants, and the machine’s best accuracy should not erroneously be compared to the human best accuracy, which is already measured among same gender candidates.

4.5 Evaluations of the Learned Representation

Fig. 1 demonstrates the clustering that emerges in our learned representation using the t-SNE visualization [22]. The samples in the t-SNE plots are colored so as to denote particular attribute values associated with them (from either their identities or our annotations) and visualize the attribute distribution in the feature space. Bear in mind that both the t-SNE and our network have not seen any such demographic attributes during training, and that at no point has the association between the attributes and our learned representations been introduced to the network. This allows us an unbiased assessment of the attributes’ correlation to the feature distribution. We drew 100 random samples for each of 10 unique identities from the VoxCeleb test set for the identity visualization in Fig. 1ad, which shows per-identity clustering. Additionally, we drew 1,000 random samples for demographic attribute visualizations in Fig. 1bcfe. The learned representation forms the clearest clusters regarding gender (Fig. 1be), which explains the

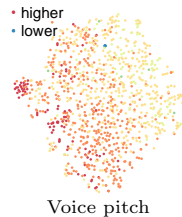
Table 4. Analysis of the information encoded in face and voice representations. We report the mean average precisions (mAP) with 99% confidence intervals (CI) obtained from 20 trials of holdout cross validations. Those having a CI overlapping the random chance with a 5% margin ($50 \pm 5\%$) are marked in red. Performance not higher than random suggests that the representation is not distinctive enough for that classification task. Again, none of these attributes were used for training.

Modality		Gender	Fluency	Age					Ethnicity					
				<30	30s	40s	50s	≥ 60	1	2	3	4	5	6
Face repr.	mAP	99.4	65.4	76.8	60.7	59.1	71.9	81.9	84.5	82.5	84.6	74	72	67.3
	CI	± 0.2	± 7.9	± 4.5	± 8.9	± 7.6	± 4.2	± 7.0	± 11.6	± 5.2	± 5.3	± 5.6	± 8.1	± 11.1
Voice repr.	mAP	90.4	53.9	60.6	53.3	50.8	53	59.8	84.7	69.6	53.3	58.2	53.8	63.8
	CI	± 4.0	± 3.8	± 7.5	± 3.4	± 0.6	± 4.1	± 5.7	± 9.3	± 7.5	± 3.4	± 5.1	± 4.7	± 7.1

performance drop when the experiment is constrained by gender. Also noticeable is the distribution by age (Fig. 1cf). While correlated with gender, it shows a distinct grouping to gender, in particular for face representations. The t-SNE visualization does not reveal similar clustering with respect to the first language or the ethnic group (shown in the supplementary material).

In Table 4, we further evaluate our representation using linear classifiers trained on our representations. We examine whether or not any additionally interpretable information is encoded in the representations, and how much discrepancy there exists between the representations from two modalities. Following the data-driven probing used in Bau et al. [3], we use the demographic attributes as probing data to see how accurately they can be predicted from our representations. Given the set of representations and their corresponding attributes, we train one-vs-all SVM classifiers for each attribute. The results further support that, while the attributes are never used for training, the learned representation encodes a significant amount of attribute information. They also demonstrate that our representation encodes additional information, more prominent in the face modality. Statistical insignificance of the age group classification from voice representations aligns with the t-SNE (Fig. 1f), which shows less obvious patterns than those found in its face counterpart (Fig. 1c). See our supplementary material for more visualizations and further evaluations.

We show t-SNE with two prosodic features to examine a potential correlation between vocal features and our learned representations. In Fig. 2, our representation forms clusters with respect to voice pitch (fundamental frequency), while it does not with respect to voice loudness. Shown on the right is the t-SNE of G/E/F/A-controlled samples, color-coded with their voice pitch: the voice pitch is found in our learned representations even in the most controlled sample group. This shows that our representation remains informative about voice pitch, which presumably is one of the *residual signals* beyond demographic attributes and affects the performance, among many possible factors. We trained SVM on our representation to predict CelebA attributes [21] and show in Table 5 several attributes suggesting correlation.






Fig. 2. The t-SNE visualization of face (a,b) and voice (c,d) representations with respect to two prosodic features, voice pitch and loudness.

This demonstrates that our representation encodes certain information related to these attributes without supervision. Each cell shows

the mean average precision with 99% confidence intervals. The correlation with baldness reveals the attribute’s strong gender bias. Like demographic attributes, neither prosodic nor facial features were used for training.

Lastly, we use the learned representations for cross-modal retrieval. Given a face (voice) sample, we retrieve the voice (face) samples closest in the latent space. We report $\text{recall}@K$ in Table 6, which measures the portion of queries where the true identity is among the top K retrievals, as in Vendrov et al. [42], for varying K and set sizes. The number of samples per identity was kept the same while samples within the same identity was randomly chosen.

Table 5. Facial features encoded in our representation. Classification precisions for select CelebA features are shown.

Modality	Big nose	Chubby	Double chin	Baldness
Face repr.	62.9 ± 7.7	69.4 ± 4.7	69.4 ± 5.2	81.0 ± 5.8
Voice repr.	50.4 ± 7.5	57.2 ± 4.3	61.5 ± 9.7	71.0 ± 10.2

4.6 Discussions

Comparisons and model parameter selection. We experimented the task with a number of different model components: a Siamese network with the same subnetworks, trained with a contrastive loss [7]; the same triplet network but with VGG-Vox [26] as voice subnetwork and VGG-Face [30] as face subnetwork; and finally a binary classification network inspired by the “ L^3 network” [1], an audiovisual correlation classifier, and Nagrani et al.’s model [25], which

Table 6. Results of cross-modal retrieval on the VoxCeleb test set. 25,000 samples in the VoxCeleb test set are divided into sets of the following sizes and the recall was averaged. Each $R@K$ denotes $\text{recall}@K$. Random indicates the recall of random guess.

Direction	Set size	R@1	R@5	R@10	R@50	R@100
V \rightarrow F	250	3.5%	11.3%	15.1%	51.3%	84.4%
	1,000	1.9%	7.2%	13.7%	41.3%	61.8%
	5,000	2.3%	7.7%	12.7%	34.8%	47.0%
F \rightarrow V	250	2.7%	8.6%	12.3%	52.6%	82.6%
	1,000	3.3%	10.7%	18.1%	45.2%	65.7%
	5,000	0.7%	7.2%	13.9%	42.6%	61.2%
Random		0.4%	2.0%	4.0%	20.0%	40.0%

Table 7. Performance with alternative model components (for $V \rightarrow F$). The results consistently support the learnability of the associations with comparable performances.

Model configurations	Demographic grouping				
	–	G	E	G/E	G/E/F/A
Siamese net with same subnets	76.5%	59.9%	76.2%	60.7%	57.2%
Triplet net with VGG-Vox & VGG-Face	81.9%	67.3%	81.8%	66.7%	57.5%
Classification network	77.6%	62.2%	77.4%	61.6%	58.4%
Our model	78.2%	62.9%	76.4%	61.6%	59.0%

determines, given a face and a voice, whether or not the two belong to the same identity. For the classification network, the positive class probability is used as a measurement of the similarity between a face and a voice to determine the matching candidate. The networks are trained in a similar manner to the network presented in Section 4.1 with hyper-parameters manually tuned to ensure the best possible performances. The results shown in Table 7 present similar performance on our experiments, which supports the *learnability* of the overlapping information between two modalities regardless of the particular network architecture. We also measured the test accuracy with varying configurations of the presented network, e.g., the dimensions of the fully connected layers (and thus those of the resulting representation vectors). While this did not influence the test accuracy much, generally smaller (narrower) fully connected layers resulted in a better performance. We detail the comparisons with different architectures and choices of hyper-parameters in more details in our supplementary material.


Representation asymmetry. We observed that face and voice representations are learned asymmetrically, depending on the modality used as the reference of the triplet. We simply trained two networks, one with the voice as reference for voice-to-face retrieval, and vice versa. A more sophisticated model, such as the quadruplet network [6], could be used to alleviate this issue. In this work, however, we focus more on showing the feasibility of the task using widely-used models, minimizing the complexity and dependency on a particular architecture.

Cross-domain generalization. Table 8 indicates that our model trained on the VoxCeleb dataset results in lower performance on our dataset used for user studies—a phenomenon known as “dataset bias” [40]. The t-SNE’s of the samples drawn from both datasets in Fig. 3 show that the distributions of VoxCeleb and our dataset do not exactly overlap, which is more prominent for voices: while the faces in our dataset seem to be covered by those of VoxCeleb, the voices tend to be outside of the gamut of the VoxCeleb sample distribution. This is likely attributed to the fact that VoxCeleb is collected from published interviews with professional-quality audio whereas our dataset consists of webcam recordings. It is also suggested that the appearance of celebrities is more diverse and gender-typical than non-celebrities, and its distribution is not dense enough in the regions where most non-celebrity faces are distributed. This could be alleviated by additional fine-tuning on the new dataset or by domain adaptation (e.g., Tzeng et al. [41]), which is left to future work.

Accent and regional cues. It is worth noting that cultural or regional cues, such as accent or the subject’s appearance, can play a role in the face-voice matching task.

Table 8. Performance of our model measured on the dataset collected for our user studies (Section 3).

Direction	Demographic grouping				
	–	G	E	G/E	G/E/F/A
V → F	71.2%	58.0%	70.7%	55.0%	42.6%
F → V	64.5%	52.4%	65.1%	52.4%	51.4%

**Fig. 3.** Distributions of VoxCeleb and our dataset samples.

In fact, both face and voice contain rich information about a person’s identity that cannot be controlled or separated out in a simple way (e.g., it is difficult to imagine a “completely neutral face” devoid of racial, emotional or personality cues). Instead of attempting to factor out all such cues, we use self-reported demographic information to control for the most common and objective identity factors. We manually filtered data with very strong accent or background noise. In the most homogeneous group (controlled by all G/E/F/A), we compare native speakers to minimize the influence of accents. We also cropped images to the facial bounding boxes to minimize subtle hints from background.

5 Conclusion

We studied the associations between human faces and voices through a series of experiments: first, with human subjects, showing the baseline for how well people perform such tasks, and then on machines using deep neural networks, demonstrating that machines perform on a par with humans. We expect that our study on these associations can provide insights into challenging tasks in a broader range of fields, pose fundamental research challenges, and lead to exciting applications.

For example, cross-modal representations such as ours could be used for finding the voice actor that *sounds* like how an animated character *looks*, manipulating synthesized facial animations [39,17,38] to harmonize with corresponding voices, or as an entertaining application to find the celebrity whose voice sounds like a user’s face or vice versa. While understanding of the face-voice association at this stage is far from perfect, its advance could potentially lead to additional means towards criminal investigation like lie detection [43], which is still arguable but practically used. However, we emphasize that, similar to lie detectors, such associations should not be used for screening purposes or as hard evidence. Our work suggests the possibility of learning the associations by referring to a part of the human cognitive process, but not their definitive nature, which we believe would be far more complicated than it is modeled as in this work.

Acknowledgments. This work was funded in part by the QCRI–CSAIL computer science research program. Changil Kim was supported by a Swiss National Science Foundation fellowship P2EZP2 168785. We thank Sung-Ho Bae for his help.

A.1 Data Collection for Human Performance

Both the data acquisition and user study were carried out through web applications deployed via Amazon Mechanical Turk. In the following, we present further details of the two tasks.

A.1.1 User Study

Figs. A.1 and A.2 show the questionnaire and example subtasks we used for Experiments 1–3 and Experiment 4, respectively, in Section 3 of the main paper. Actual subtasks are randomized every run.

A.1.2 Dataset Acquisition

Fig. A.3 shows the instructions for data collection. Every participant was requested to read the instructions carefully and to consent to the use of the collected dataset for research purposes. Fig. A.4 shows the questionnaire for demographic information and an example recording session. In order to encourage constant reading speed, words are sequentially highlighted in the script, similar to popular karaoke interfaces. Furthermore, to normalize the head position, we provide facial markers where participants can align their face to a centered front-facing position. Feedback about the alignment is provided using the `clmtrackr` library, a JavaScript implementation of the face tracking model of Saragih et al. [?]. Participants can repeat the recording session until they are satisfied. From the collected video recordings of them speaking, we extract still face images and ten-second-long audio clips containing their voices. We manually cleaned the collected data, for example, removing recordings with loud background noise or low audio/video quality. A few example face images are shown in Fig. A.5; for audio playback, browse our dataset at <http://facevoice.csail.mit.edu>. The text is chosen from the following pool:

- “Forty-four Americans have now taken the presidential oath. The words have been spoken during rising tides of prosperity and the still waters of peace. Yet, every so often the oath is taken amidst gathering clouds and raging storms. At these moments, America has carried on not simply because of the skill or vision of those in high office, but because We the People have remained faithful to the ideals of our forbearers, and true to our founding documents.”
- “That we are in the midst of crisis is now well understood. Our nation is at war, against a far-reaching network of violence and hatred. Our economy is badly weakened, a consequence of greed and irresponsibility on the part of some, but also our collective failure to make hard choices and prepare the nation for a new age. Homes have been lost; jobs shed; businesses shuttered. Our health care is too costly; our schools fail too many; and each day brings further evidence that the ways we use energy strengthen our adversaries and threaten our planet.”

Match Voice to Face

Instructions

Your task is to match a voice to a face.

In each subtask, you will be presented with a short 10 second audio recording and a pair of faces. **Turn on your speaker and play the audio.** You will be asked to compare the two faces and choose one of them as having a voice more similar to the given audio. You must make a decision.

Evaluation Criteria

- Please listen to the audio in each subtask. You may play the audio as many times as you want to complete the task.
- Please be **consistent** in your answers.
- The tasks contain several control questions to test that you are completing the assignment honestly. If too many of the control questions are answered incorrectly, your submission will be rejected and it is possible that you will be blocked from completing any further tasks of this HIT.

Questionnaire

The following questions will only be used to break down response by age, gender, and native language.

Age:

Is English your native language?

- Yes
 No

Gender:

- Male
 Female

Ethnicity:

- American Indian
 Asian / Pacific Islander
 African American / Black
 Hispanic / Latino
 Non-Hispanic White
 Other


Generally speaking, how much contact would you say that you had with people of the following background?

	Very Frequent	Frequent	Moderate	Little	None
American Indian	<input type="radio"/>	<input type="radio"/>	<input type="radio"/>	<input type="radio"/>	<input type="radio"/>
Asian / Pacific Islander	<input type="radio"/>	<input type="radio"/>	<input type="radio"/>	<input type="radio"/>	<input type="radio"/>
African American / Black	<input type="radio"/>	<input type="radio"/>	<input type="radio"/>	<input type="radio"/>	<input type="radio"/>
Hispanic / Latino	<input type="radio"/>	<input type="radio"/>	<input type="radio"/>	<input type="radio"/>	<input type="radio"/>
Non-Hispanic White	<input type="radio"/>	<input type="radio"/>	<input type="radio"/>	<input type="radio"/>	<input type="radio"/>
Non-native English Speaker	<input type="radio"/>	<input type="radio"/>	<input type="radio"/>	<input type="radio"/>	<input type="radio"/>
Native English Speaker	<input type="radio"/>	<input type="radio"/>	<input type="radio"/>	<input type="radio"/>	<input type="radio"/>

Subtask 1

Listen to the audio first. Which face better matches the voice in the audio?

▶ 0:00 / 0:10

Face A



Face B


Fig. A.1. Screenshot of our user study questionnaire used for Experiments 1–3 (V → F). The answers were collected through the web interface of Amazon Mechanical Turk.

Match a Face to a Voice

Instructions

Your task is to match a face to a voice.

In each subtask, you will be presented with an image of a face and two short 10 second audio recordings. **Turn on your speaker and play the audio. You must play both audios at least once.** You will be asked to compare the two audio recordings and choose one of them which you think is the voice of the person in the image. You must make a decision.

Evaluation Criteria

- Please listen to both audio recordings in each subtask. You may play the audio as many times as you want to complete the task.
- Please be consistent in your answers.
- The tasks contain several control questions to test that you are completing the assignment honestly. If too many of the control questions are answered incorrectly, your submission will be rejected and it is possible that you will be blocked from completing any further tasks of this HIT.

Questionnaire

The following questions will only be used to break down response by age, gender, and native language.

Age:

Is English your native language?

- Yes
 No

Gender:

- Male
 Female

Ethnicity:

- American Indian
 Asian / Pacific Islander
 African American / Black
 Hispanic / Latino
 Non-Hispanic White
 Other

Generally speaking, how much contact would you say that you had with people of the following background?

	Very Frequent	Frequent	Moderate	Little	None
American Indian	<input type="radio"/>	<input type="radio"/>	<input type="radio"/>	<input type="radio"/>	<input type="radio"/>
Asian / Pacific Islander	<input type="radio"/>	<input type="radio"/>	<input type="radio"/>	<input type="radio"/>	<input type="radio"/>
African American / Black	<input type="radio"/>	<input type="radio"/>	<input type="radio"/>	<input type="radio"/>	<input type="radio"/>
Hispanic / Latino	<input type="radio"/>	<input type="radio"/>	<input type="radio"/>	<input type="radio"/>	<input type="radio"/>
Non-Hispanic White	<input type="radio"/>	<input type="radio"/>	<input type="radio"/>	<input type="radio"/>	<input type="radio"/>
Non-native English Speaker	<input type="radio"/>	<input type="radio"/>	<input type="radio"/>	<input type="radio"/>	<input type="radio"/>
Native English Speaker	<input type="radio"/>	<input type="radio"/>	<input type="radio"/>	<input type="radio"/>	<input type="radio"/>

Subtask 1

Listen to the audio first. Which recording better matches the voice of the person in the image?

The screenshot shows a video player displaying a man with a beard and short hair. Below the video are two audio player controls, one for 'Recording A' and one for 'Recording B'. Each audio player has a play button, a progress bar, a volume icon, and a download icon. A 'Next' button is located at the bottom center of the interface.

Fig. A.2. Screenshot of our user study questionnaire used for Experiments 4 (F → V). The answers were collected through the web interface of Amazon Mechanical Turk.

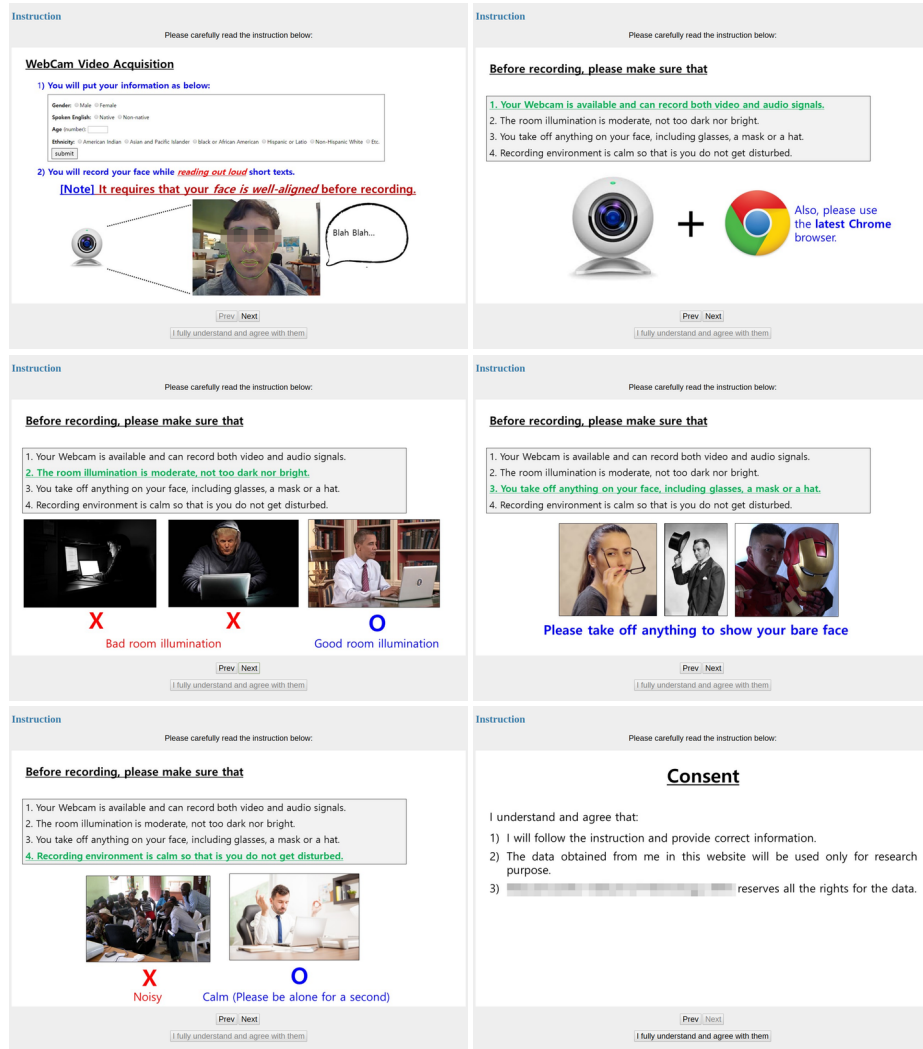


Fig. A.3. Screenshots of the instructions used for collecting our dataset for user studies. The web application was deployed through Amazon Mechanical Turk. Part of screenshots are masked out for anonymity.

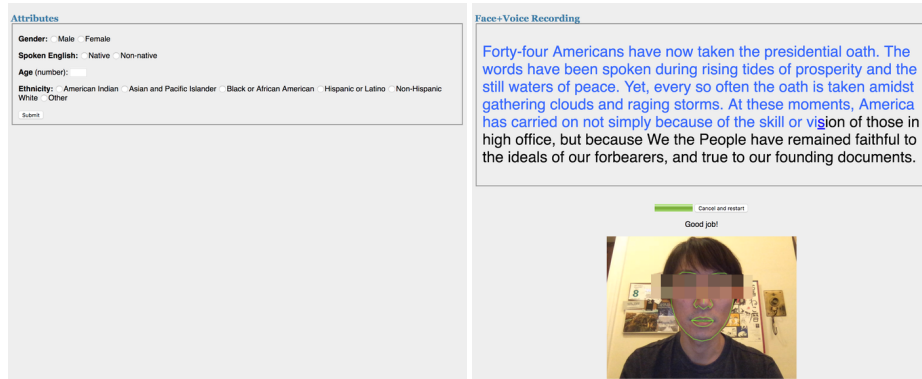


Fig. A.4. Screenshots of a recording session of our dataset for user studies. The web application was deployed through Amazon Mechanical Turk. Part of screenshots are masked out for anonymity.

- “In reaffirming the greatness of our nation, we understand that greatness is never a given. It must be earned. Our journey has never been one of short-cuts or settling for less. It has not been the path for the faint-hearted - for those who prefer leisure over work, or seek only the pleasures of riches and fame. Rather, it has been the path for the risk-takers, the doers, the makers of things - some celebrated but more often men and women obscure in their labor, who have carried us up the long, rugged path towards prosperity and freedom.”
- “For us, they fought and died, in places like Concord and Gettysburg; Normandy and Khe Sahn. Time and again these men and women struggled and sacrificed and worked till their hands were raw so that we might live a better life. They saw America as bigger than the sum of our individual ambitions; greater than all the differences of birth or wealth or faction.”
- “To the Muslim world, we seek a new way forward, based on mutual interest and mutual respect. To those leaders around the globe who seek to sow conflict, or blame their society’s ills on the West - know that your people will judge you on what you can build, not what you destroy. To those who cling to power through corruption and deceit and the silencing of dissent, know that you are on the wrong side of history; but that we will extend a hand if you are willing to unclench your fist.”
- “For as much as government can do and must do, it is ultimately the faith and determination of the American people upon which this nation relies. It is the kindness to take in a stranger when the levees break, the selflessness of workers who would rather cut their hours than see a friend lose their job which sees us through our darkest hours. It is the firefighter’s courage to storm a stairway filled with smoke, but also a parent’s willingness to nurture a child, that finally decides our fate.”



Fig. A.5. A few face samples from our collected dataset. See the accompanied video for voice playback.

- “So let us mark this day with remembrance, of who we are and how far we have traveled. In the year of America’s birth, in the coldest of months, a small band of patriots huddled by dying campfires on the shores of an icy river. The capital was abandoned. The enemy was advancing. The snow was stained with blood. At a moment when the outcome of our revolution was most in doubt, the father of our nation ordered these words be read to the people:”
- “America. In the face of our common dangers, in this winter of our hardship, let us remember these timeless words. With hope and virtue, let us brave once more the icy currents, and endure what storms may come. Let it be said by our children’s children that when we were tested we refused to let this journey end, that we did not turn back nor did we falter; and with eyes fixed on the horizon and God’s grace upon us, we carried forth that great gift of freedom and delivered it safely to future generations.”

A.2 Evaluations on Machine Performance

In this section, further evaluations and visualizations of our learned representations omitted from Section 4.5 of the main paper are provided. We conclude this section with additional discussions.

A.2.1 Further Evaluations on the Learned Representation

The t-SNE visualizations. Figs. A.6 and A.7 show the t-SNE visualization [22] of our learned voice and face representation, respectively. We drew 1,000 random samples and used our annotations to color-code the sample points according to their four demographic attributes. See Fig. 1 of the main paper for the t-SNE visualized with face/voice identities. Note that our network has not seen any of the demographic attributes during training.

As discussed in the main paper, the learned representation forms the clearest clusters regarding gender (Figs. A.6a and A.7a), which explains the performance drop when the samples are constrained by gender. While correlated with gender, age shows a distinct grouping from gender (Figs. A.6c and A.7c). In particular in face representations, Fig. A.7c shows the age distributed orthogonal to gender: it increases from bottom to top while the gender is split horizontally. The t-SNE visualization does not reveal such strong clustering regarding the first language or the ethnic group (Figs. A.6bd and A.7bd), and presents only small clusters scattered across the projection. As also noted in the main paper, such absence of clustering does not rule out the existence of additional information encoded in our learned representations, which we argue with additional evidences in the following.

More evaluations of linear classifiers on our representations. Table A.1 summarizes the quality of linear classifiers for demographic attributes on our learned representations, similar to Table 4 of the main paper, to demonstrate what information our representation encodes.

As evidenced by a high classification precision, the representation provides the most distinctive information for gender classification, which is consistent with the distributions observed in Figs. A.6a and A.7a. Age is a continuous attribute as demonstrated in Figs. A.6a and A.7a, and grouping into a discrete set of ranges (as in Table 4) makes the classification results more conservative: i.e., Fig. A.7f shows overall smooth transition in age, but far from perfect ordering especially in mid-ages, resulting in less decisive age classification results shown in Table A.1. We note that the analyses of Table A.1 and Figs. A.6 and A.7 (as well as Table 4 and Fig. 1 in the main paper) are complementary to, and consistent with, each other. t-SNE is an unsupervised method for visualization which typically reveals

Table A.1. The analysis of encoded information in face and voice representations. This experiment is similar to Table 4 in the main paper, but with the triplet network trained with a face anchor subnetwork and positive and negative voice subnetworks. (In the main paper, we report the performance with the triplet network trained with a voice anchor subnetwork and positive and negative face subnetworks.) As a probe task, we use the attribute classification task. We report the mean average precision (mAP) with 99% confidence intervals (CI) obtained from 20 trials of holdout cross validations. We mark the values having confidence intervals that overlap with a random chance with a 5% margin, i.e., $50 \pm 5\%$, in red. In cases where the performance is less than or equal to random chance, it is suggested that the representation is not distinctive enough for the classification task. Note that during representation learning, no attribute information was seen by the network.

Modality		Gender	Fluency	Age					Ethnicity					
				<30	30s	40s	50s	≥ 60	1	2	3	4	5	6
Face repr.	mAP	98.7	67.9	71.9	68.4	57.6	63.1	81.4	90.3	79.6	81.9	71.1	67.8	74.3
	CI	± 2.6	± 4.1	± 9.9	± 3.7	± 3.8	± 7	± 3.8	± 4.3	± 6	± 5.5	± 5.5	± 6.9	± 5.5
Voice repr.	mAP	93.1	58.2	65.7	56.7	52.7	56.7	62.9	94.5	71.1	58.4	61.1	55.8	68.5
	CI	± 1.8	± 3.4	± 3.9	± 3.6	± 1.4	± 3.7	± 5.9	± 2	± 7.1	± 4.6	± 2.7	± 4.6	± 9.3



Fig. A.6. The t-SNE visualization of the *voice* representations of VoxCeleb test samples. 1,000 random samples are drawn from the test set and shown with four demographic attributes. (c) The color code depicts continuous values, while the legend shows only the minimum and the maximum values; the rest encode categorical values. See the main paper for the t-SNE with the voice identity marked.



Fig. A.7. The t-SNE visualization of the *face* representations of VoxCeleb test samples. 1,000 random samples are drawn from the test set and shown with four demographic attributes. (c) The color code depicts continuous values, while the legend shows only the minimum and the maximum values; the rest encode categorical values. See the main paper for the t-SNE with the face identity marked.

Table A.2. Test accuracy with varying fully connected layer dimensions (and thus our representation dimensions). For smaller dimensions, the last convolutional layer of each subnetwork is average-pooled globally before fed to the first fully-connected layer; for the dimensions larger than the filter dimension of the last convolutional layer (512-d), it was average-pooled with the factor of 2 along each non-singleton spatial dimension.

Experiments	Global spatial pooling		2× spatial pooling		
	128-d	512-d	1024-d	2048-d	4096-d
–	78.2%	77.4%	77.9%	77.7%	77.6%
G/E/F/A	59.0%	57.6%	58.5%	58.1%	58.2%

dominant information encoded in the representation, while the experiment in Table A.1 (and Table 4 of the main paper) exploits supervised information to reveal hidden information in the representation.

A.2.2 Further Discussions

Comparisons to binary classification. We experimented with a classification network inspired by the “ L^3 network” [1], an audiovisual correlation classifier, and Nagrani et al.’s model [25], and trained to do binary classification: given a face and a voice, whether or not the two belong to the same identity. Here we detail the construction of the network. The classification network shares the same subnetworks as our architecture based on the triplet loss, but the two 512-d feature vectors average-pooled from the `conf5_3` and `conv6` of VGG16 and SoundNet, respectively, are concatenated to form a 1024-d vector, which is then fed to two 128-d fully-connected layers, in succession, followed by a 2-d fully-connected layer and the softmax activation. The class probability of the positive association is used as a score to measure the similarity of the face and the voice, hence for gauging the distances between a given voice (face) and two candidate faces (voices). The candidate with the higher similarity score is taken as the matching pair.

Dimensions of fully connected layers. We measured the test accuracy with varying dimensions of the fully connected layers (and thus the representation vectors), which is tabulated in Table A.2. While this did not have a significant influence on test accuracy, generally, narrower fully connected layers resulted in slightly better performance.

Further details on training. The batch size and the learning rate were chosen by grid search within the machine limit. Decaying learning rates and mining hard negative samples helped stabilize training and prevent from overfitting to training data, but did not contribute much to improve accuracy. The timing and amount of decaying were set empirically. A standard data augmentation scheme was used optionally: face images are randomly cropped around the face region by -40% to 20% , rotated for a random angle between $\pm 15^\circ$, and horizontally flipped

randomly. Negative cropping means including more background. Image brightness and contrast as well as audio volume are jittered up to $\pm 20\%$. We trained our network both with and without data augmentation under the same setup outlined below, but did not find significant difference in performance. This could be due to the large sample size (over 100k) and great diversity of the VoxCeleb dataset we used for training. Our model was implemented using TensorFlow and trained on an NVIDIA Titan X (Pascal) with 12 Gb RAM. Training typically takes less than a day on a single GPU.

References

1. Arandjelovic, R., Zisserman, A.: Look, listen and learn. In: ICCV. pp. 609–617 (2017)
2. Aytar, Y., Vondrick, C., Torralba, A.: Soundnet: Learning sound representations from unlabeled video. In: NIPS. pp. 892–900 (2016)
3. Bau, D., Zhou, B., Khosla, A., Oliva, A., Torralba, A.: Network dissection: Quantifying interpretability of deep visual representations. In: CVPR. pp. 3319–3327 (2017)
4. Brookes, H., Slater, A., Quinn, P.C., Lewkowicz, D.J., Hayes, R., Brown, E.: Three-month-old infants learn arbitrary auditory–visual pairings between voices and faces. *Infant and Child Development* **10**(1-2), 75–82 (2001)
5. Campanella, S., Belin, P.: Integrating face and voice in person perception. *Trends in Cognitive Sciences* **11**(12), 535–543 (2007)
6. Chen, W., Chen, X., Zhang, J., Huang, K.: Beyond triplet loss: A deep quadruplet network for person re-identification. In: CVPR. pp. 1320–1329 (2017)
7. Chopra, S., Hadsell, R., LeCun, Y.: Learning a similarity metric discriminatively, with application to face verification. In: CVPR. pp. 539–546 (2005)
8. Chung, J.S., Senior, A.W., Vinyals, O., Zisserman, A.: Lip reading sentences in the wild. In: CVPR. pp. 3444–3453 (2017)
9. Doersch, C., Gupta, A., Efros, A.A.: Unsupervised visual representation learning by context prediction. In: ICCV. pp. 1422–1430 (2015)
10. Gaver, W.W.: What in the world do we hear?: An ecological approach to auditory event perception. *Ecological psychology* **5**(1), 1–29 (1993)
11. Gebru, I.D., Ba, S., Evangelidis, G., Horaud, R.: Tracking the active speaker based on a joint audio-visual observation model. In: ICCV Workshop. pp. 15–21 (2015)
12. Hoffer, E., Ailon, N.: Deep metric learning using triplet network. In: SIMBAD. pp. 84–92 (2015)
13. Hoover, K., Chaudhuri, S., Pantofaru, C., Slaney, M., Sturdy, I.: Putting a face to the voice: Fusing audio and visual signals across a video to determine speakers. arXiv preprint arXiv:1706.00079 (2017)
14. Joassin, F., Pesenti, M., Maurage, P., Verreckt, E., Bruyer, R., Campanella, S.: Cross-modal interactions between human faces and voices involved in person recognition. *Cortex* **47**(3), 367–376 (2011)
15. Jones, B., Kabanoff, B.: Eye movements in auditory space perception. *Attention, Perception, & Psychophysics* **17**(3), 241–245 (1975)
16. Kamachi, M., Hill, H., Lander, K., Vatikiotis-Bateson, E.: “Putting the face to the voice”: Matching identity across modality. *Current Biology* **13**(19), 1709–1714 (2003)

17. Karras, T., Aila, T., Laine, S., Herva, A., Lehtinen, J.: Audio-driven facial animation by joint end-to-end learning of pose and emotion. *ACM Trans. Graph.* **36**(4), 94:1–94:12 (2017)
18. Kingma, D.P., Ba, J.: Adam: A method for stochastic optimization. arXiv preprint arXiv:1412.6980 (2014)
19. von Kriegstein, K., Kleinschmidt, A., Sterzer, P., Giraud, A.L.: Interaction of face and voice areas during speaker recognition. *J. Cogn. Neurosci.* **17**(3), 367–376 (2005)
20. Lachs, L., Pisoni, D.B.: Crossmodal source identification in speech perception. *Ecological Psychology* **16**(3), 159–187 (2004)
21. Liu, Z., Luo, P., Wang, X., Tang, X.: Deep learning face attributes in the wild. In: *ICCV*. pp. 3730–3738 (2015)
22. van der Maaten, L., Hinton, G.: Visualizing data using t-SNE. *JMLR* **9**, 2579–2605 (2008)
23. Mavica, L.W., Barenholtz, E.: Matching voice and face identity from static images. *J. Exp. Psychol. Hum. Percept. Perform.* **39**(2), 307–312 (2013)
24. McGurk, H., MacDonald, J.: Hearing lips and seeing voices. *Nature* **264**(5588), 746–748 (1976)
25. Nagrani, A., Albanie, S., Zisserman, A.: Seeing voices and hearing faces: Cross-modal biometric matching. In: *CVPR*. pp. 8427–8436 (2018)
26. Nagrani, A., Chung, J.S., Zisserman, A.: Voxceleb: A large-scale speaker identification dataset. In: *INTERSPEECH*. pp. 2616–2620 (2017)
27. Ngiam, J., Khosla, A., Kim, M., Nam, J., Lee, H., Ng, A.Y.: Multimodal deep learning. In: *ICML*. pp. 689–696 (2011)
28. Owens, A., Isola, P., McDermott, J.H., Torralba, A., Adelson, E.H., Freeman, W.T.: Visually indicated sounds. In: *CVPR*. pp. 2405–2413 (2016)
29. Owens, A., Wu, J., McDermott, J.H., Freeman, W.T., Torralba, A.: Ambient sound provides supervision for visual learning. In: *ECCV*. pp. 801–816 (2016)
30. Parkhi, O.M., Vedaldi, A., Zisserman, A.: Deep face recognition. In: *BMVC*. pp. 41.1–41.12 (2015)
31. Senocak, A., Oh, T., Kim, J., Yang, M., Kweon, I.S.: Learning to localize sound source in visual scenes. arXiv preprint arXiv:1803.03849 (2018)
32. Shelton, B.R., Searle, C.L.: The influence of vision on the absolute identification of sound-source position. *Perception & Psychophysics* **28**(6), 589–596 (1980)
33. Simonyan, K., Zisserman, A.: Very deep convolutional networks for large-scale image recognition. arXiv preprint arXiv:1409.1556 (2014)
34. Sliwa, J., Duhamel, J.R., Pascalis, O., Wirth, S.: Spontaneous voice–face identity matching by rhesus monkeys for familiar conspecifics and humans. *PNAS* **108**(4), 1735–1740 (2011)
35. Smith, H.M., Dunn, A.K., Baguley, T., Stacey, P.C.: Concordant cues in faces and voices: Testing the backup signal hypothesis. *Evol. Psychol.* **14**(1), 1–10 (2016)
36. Smith, H.M., Dunn, A.K., Baguley, T., Stacey, P.C.: Matching novel face and voice identity using static and dynamic facial images. *Attention, Perception, & Psychophysics* **78**(3), 868–879 (2016)
37. Solèr, M., Bazin, J.C., Wang, O., Krause, A., Sorkine-Hornung, A.: Suggesting sounds for images from video collections. In: *ECCV Workshop*. pp. 900–917 (2016)
38. Suwajanakorn, S., Seitz, S.M., Kemelmacher-Shlizerman, I.: Synthesizing obama: learning lip sync from audio. *ACM Trans. Graph.* **36**(4), 95:1–95:13 (2017)
39. Taylor, S.L., Kim, T., Yue, Y., Mahler, M., Krahe, J., Rodriguez, A.G., Hodgins, J.K., Matthews, I.A.: A deep learning approach for generalized speech animation. *ACM Trans. Graph.* **36**(4), 93:1–93:11 (2017)

40. Torralba, A., Efros, A.A.: Unbiased look at dataset bias. In: CVPR. pp. 1521–1528 (2011)
41. Tzeng, E., Hoffman, J., Saenko, K., Darrell, T.: Adversarial discriminative domain adaptation. In: CVPR. pp. 2962–2971 (2017)
42. Vendrov, I., Kiros, R., Fidler, S., Urtasun, R.: Order-embeddings of images and language. arXiv preprint arXiv:1511.06361 (2015)
43. Wu, Z., Singh, B., Davis, L.S., Subrahmanian, V.S.: Deception detection in videos. In: AAAI (2018)
44. Zweig, L.J., Suzuki, S., Grabowecky, M.: Learned face-voice pairings facilitate visual search. *Psychonomic Bulletin & Review* **22**(2), 429–436 (2015)