

Model selection with lasso-zero: adding straw to the haystack to better find needles

Pascaline Descloux^{*} and Sylvain Sardy[†]

Department of Mathematics, University of Geneva, Switzerland

Abstract

The high-dimensional linear model $y = X\beta^0 + \epsilon$ is considered and the focus is put on the problem of recovering the support S^0 of the sparse vector β^0 . We introduce *lasso-zero*, a new ℓ_1 -based estimator whose novelty resides in an “overfit, then threshold” paradigm and the use of noise dictionaries for overfitting the response. The methodology is supported by theoretical results obtained in the special case where no noise dictionary is used. In this case, lasso-zero boils down to thresholding the basis pursuit solution. We prove that this procedure requires weaker conditions on X and S^0 than the lasso for exact support recovery, and controls the false discovery rate for orthonormal designs when tuned by the quantile universal threshold [26]. However it requires a high signal-to-noise ratio, and the use of noise dictionaries addresses this issue. The threshold selection procedure is based on a pivotal statistic and does not require knowledge of the noise level. Numerical simulations show that lasso-zero performs well in terms of support recovery and provides a good trade-off between high true positive rate and low false discovery rate compared to competitors.

^{*}pascaline.descloux@unige.ch

[†]sylvain.sardy@unige.ch

1 Introduction

1.1 Recovery of a sparse vector in the linear model

Nowadays in many statistical applications the number p of parameters to estimate exceeds the number n of observations. In such a high-dimensional setting, additional assumptions about the structure of these parameters are necessary for estimation to be possible. In the linear model

$$y = X\beta^0 + \epsilon, \quad (1)$$

where X is a matrix of size $n \times p$ and $\epsilon \sim N_n(0, \sigma^2 I)$ is the noise component, the coefficient vector $\beta^0 \in \mathbb{R}^p$ is often assumed to be sparse, meaning that most of its entries are zero. In a regression setting where each column $X_j \in \mathbb{R}^n$ of X corresponds to a potential predictor and y is the response variable, sparsity means that only a few of the predictors at hand are relevant for predicting y . Genetics provides a typical modern example, with datasets containing expression levels of thousands of genes for only a few observational units, and where researchers are often interested in identifying genes related to a certain medical trait. Another example is the problem of recovering discontinuity points in a piecewise constant function f given a noisy observation, which can also be formulated in the form (1), where a nonzero component in β^0 corresponds to a discontinuity in f . These examples have the common goal to correctly identify the support S^0 of β^0 defined as

$$S^0 := \{j \mid \beta_j^0 \neq 0\}.$$

A vast amount of literature is dedicated to this problem, in the noisy as well as in the noiseless ($\sigma = 0$) case. In the noiseless case where $y = X\beta^0$, it is ideally desired to recover the sparsest vector β satisfying $y = X\beta$, i.e. the solution to

$$\begin{aligned} \min_{\beta \in \mathbb{R}^p} \quad & \|\beta\|_0 \\ \text{s.t.} \quad & y = X\beta, \end{aligned} \quad (2)$$

where $\|\beta\|_0$ denotes the number of nonzero coefficients of β . The problem (2) being NP-hard [32], the convex relaxation

$$\begin{aligned} \min_{\beta \in \mathbb{R}^p} \quad & \|\beta\|_1 \\ \text{s.t.} \quad & y = X\beta, \end{aligned} \quad (3)$$

called the basis pursuit (BP) problem [13], provides a computationally attractive alternative. Problem (3) used as a proxy for (2) as been well studied in mathematical signal processing (see [22] and references therein) and it is known that under some conditions the solutions of (3) are solutions to (2) as well [17, 19, 15, 27, 25, 14, 10].

When the observations are corrupted by noise, the most natural adaptation to (3) is to modify the constraint to allow $\|y - X\beta\|_2$ to be positive, but not greater than a certain value. This yields the basis pursuit denoising problem [12, 16]:

$$\begin{aligned} \min_{\beta \in \mathbb{R}^p} \quad & \|\beta\|_1 \\ \text{s.t.} \quad & \|y - X\beta\|_2 \leq \theta. \end{aligned} \tag{4}$$

Basis pursuit denoising is known (see for example [22]) to be equivalent to the lasso estimator [40]

$$\hat{\beta}_\lambda^{\text{lasso}} = \arg \min_{\beta \in \mathbb{R}^p} \frac{1}{2} \|y - X\beta\|_2^2 + \lambda \|\beta\|_1, \quad \lambda > 0. \tag{5}$$

The lasso has been extensively studied in the literature (see [8] and references therein). Under some conditions, it is known to detect all important variables with high probability for an appropriate choice of λ . However it often includes too many false positives [39], and exact support recovery can be achieved only under a strong condition on X and $\text{sign}(\beta^0)$, called the irrepresentable condition [45, 46, 8].

Many other regularized estimators based on the ℓ_1 -penalty have been proposed. Some like adaptive lasso [46], thresholded lasso [43] and relaxed lasso [30] add a second selection step after solving the lasso. The group lasso [44] is used for selecting grouped variables; the elastic net [29] combines the ℓ_1 and ℓ_2 types of penalty; the Dantzig selector [11] minimizes the ℓ_1 -norm subject to a constraint on the maximal correlation between X and the residual vector. Resampling procedures like stability selection [31] have been proposed to control the probability of lasso to make false discoveries. More recently, new techniques like the knockoff filter [3, 9] and SLOPE [6] have been introduced with the aim of controlling the false discovery rate. Although differing in their purposes and performance, the general idea underlying these procedures remains the same, namely to find a trade-off between the fit $y - X\beta$ and some measure of the model complexity.

1.2 Our approach and contribution

Relying on the success of BP (3) in the noiseless case, we argue that there is another way to adapt to the presence of noise. A naive alternative to (4) is to overfit the response y by solving BP in a first step, and then to threshold the obtained solution to retain only the largest coefficients. We prove in Section 3 that this procedure requires less stringent conditions on X and S^0 than lasso for exact support recovery.

Figure 1 illustrates a typical example where S^0 can be recovered exactly by a thresholded BP solution, but not by the lasso. It corresponds to the simulation setting (b) described in Section 5.1 with an amplitude of 1 for the nonzero components of β^0 . The curves represent all components $\hat{\beta}_{\lambda,j}^{lasso}$ of the lasso solution as λ varies. The red curves correspond to indices j belonging to the support S^0 . Looking at the path it is clear that lasso cannot recover the true support in this case since there is no value of λ for which the estimated support equals S^0 . On the other hand, one does see a clear separation between the red and black curves if one looks at the limit solution of the path as λ tends to zero. Interestingly, the limit $\lim_{\lambda \rightarrow 0^+} \hat{\beta}_{\lambda}^{lasso}$ of the lasso path is known to be a solution to the BP [41]. So in this case there exists a threshold level τ – indicated horizontally on Figure 1 – such that the thresholded BP solution is exactly supported on S^0 .

Motivated by this finding, we keep in mind this “overfit, then threshold” paradigm and introduce *lasso-zero*, an ℓ_1 -based estimator improving the procedure described above in cases where the signal-to-noise ratio (SNR) is too low for basis pursuit to extract the right coefficients. The novelty of lasso-zero also resides in the use of random noise dictionaries in the overfitting step. As for any thresholding estimator, the choice of the threshold level is crucial. A good threshold should achieve a high true positive rate (TPR) for reasonable SNR while maintaining a low false discovery rate (FDR). Also, a good threshold selection procedure is one that can be used even if the noise level σ is unknown. We opt for quantile universal thresholding (QUT) [26] and propose a procedure that controls the FDR under the null model $\beta^0 = 0$ and which does not require the knowledge nor a preliminary estimation of σ . Our numerical simulations show that lasso-zero tuned by QUT outperforms its competitors in terms of recovery of S^0 and provides a good trade-off between high TPR and low FDR.

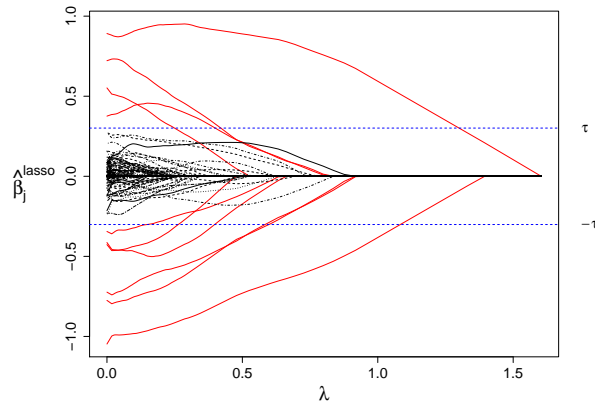


Figure 1: Path of all lasso solutions for a signal generated according to setting (b) in Section 5.1. The support S^0 has size 10 and is represented by the red curves. None of the lasso solutions recover S^0 , whereas the BP solution – corresponding to the limit lasso solution as λ tends to 0 – recovers S^0 exactly if thresholded properly.

1.3 Related work

To the best of our knowledge the only other work that studied the idea of thresholding the BP solution is [36]. In their setting n noisy random projections of the sparse signal β^0 are observed and the authors prove that the algorithm consisting in thresholding the BP solution is nearly optimal in the sense that it matches algorithm-independent necessary conditions on the SNR and the number n of measurements required for recovering the signs of β^0 . Their results assume some restricted isometry property which is stronger than our assumption and allows no direct comparison to the necessary conditions required by lasso for exact model selection. The threshold level requires the knowledge of the minimal nonzero coefficient in β^0 , and as such cannot be used in practice. In contrast, our methodology can be used without any knowledge of β^0 or σ .

1.4 Organization of the paper

The lasso-zero estimator is defined in Section 2. Section 3 presents the theoretical result supporting our methodology, namely that thresholding the BP solution recovers S^0 under weaker conditions on the design and the support

than the lasso. The choice of the threshold τ is discussed in Section 4: Section 4.1 defines the quantile universal threshold for lasso-zero, and Section 4.2 proves that the FDR is controlled for the thresholded BP estimator in case of orthonormal design. Results of numerical simulations are presented in Section 5. A final discussion is given in Section 6.

Notation: For a matrix $X \in \mathbb{R}^{n \times p}$ and a subset $S \subset \{1, \dots, p\}$ of size s , the submatrix of size $n \times s$ consisting of all columns of X indexed by elements $j \in S$ is denoted X_S . Similarly, for a vector $\beta \in \mathbb{R}^p$, β_S denotes the vector in \mathbb{R}^s obtained by extracting all components of β indexed by S .

2 Lasso-zero

To recover the support S^0 of β^0 in the noisy linear model (1), we could ignore the noise and solve the BP problem (3) in a first step, and in a second step threshold the obtained solution so that only the large coefficients remain. It turns out that if the perturbation ϵ is small enough, this procedure can recover S^0 exactly under a weak assumption on X and S^0 (see Section 3). However in practice the SNR is often too low and it is not desirable to enforce the exact fit $y = X\beta$ as it is constrained by BP. We therefore suggest to use a noise dictionary consisting in a random matrix $G \in \mathbb{R}^{n \times q}$ and rewrite model (1) as

$$y = X\beta^0 + G\gamma$$

with noise coefficients $\gamma \in \mathbb{R}^q$, and to compute the BP solution for the extended matrix $(X \mid G)$, i.e.

$$\begin{aligned} (\hat{\beta}, \hat{\gamma}) = & \arg \min_{\beta \in \mathbb{R}^p, \gamma \in \mathbb{R}^q} \|\beta\|_1 + \|\gamma\|_1 \\ \text{s.t.} \quad & y = X\beta + G\gamma. \end{aligned} \tag{6}$$

Since BP requires an exact fit of y , the purpose of the random dictionary G is to fit the noise component ϵ so that the columns of X can be mostly used to fit the signal $X\beta^0$. However if by misfortune one or some of the columns of G are strongly correlated with a column X_j with $j \in S^0$, then BP might set β_j to zero in favor of one or several columns of G . A way to circumvent this is to repeat the procedure several times and take the median for each component of the estimated β s, since for well behaved X it can be expected

that most of the times β_j will be set to zero for $j \in \overline{S^0}$ and nonzero for $j \in S^0$. This gives the following estimator.

Definition 1. For given $q \in \mathbb{N}$, $M \in \mathbb{N}^*$ and for a given threshold $\tau \geq 0$, the *lasso-zero* estimator $\hat{\beta}_\tau^{lass0(q,M)}$ is defined as follows:

1. For $k = 1, \dots, M$: generate $G^{(k)} \in \mathbb{R}^{n \times q}$ with entries $G_{ij}^{(k)} \stackrel{i.i.d.}{\sim} N(0, 1)$ and compute the solution $(\hat{\beta}^{(k)}, \hat{\gamma}^{(k)})$ to (6) with $G = G^{(k)}$.

2. Define $\hat{\beta}^{\ell_1}$ by

$$\hat{\beta}_j^{\ell_1} := \text{median}\{\hat{\beta}_j^{(k)}, k = 1, \dots, M\}$$

for every $j \in \{1, \dots, p\}$.

3. Threshold the coefficients at level τ to obtain

$$\hat{\beta}_{\tau,j}^{lass0(q,M)} := \eta_\tau(\hat{\beta}_j^{\ell_1}),$$

for $j \in \{1, \dots, p\}$, where η_τ denotes any thresholding function satisfying $\eta_\tau(x) = 0$ if $|x| \leq \tau$ and $\text{sign}(\eta_\tau(x)) = \text{sign}(x)$ otherwise.

We will often omit the parameters (q, M) and write $\hat{\beta}_\tau^{lass0}$ to avoid heavy notation. The obtained estimated support is denoted

$$\hat{S}_\tau^{lass0} := \{j \mid \hat{\beta}_{\tau,j}^{lass0} \neq 0\}.$$

Common examples of thresholding functions η_τ are the hard-thresholding and soft-thresholding functions, respectively defined as $\eta_\tau^{\text{hard}}(x) = x \mathbf{1}_{(\tau, \infty)}(x)$ and $\eta_\tau^{\text{soft}}(x) = \text{sign}(x) \max(0, |x| - \tau)$ [18].

For the sake of generality lasso-zero is defined for any choice of $q \geq 0$. In practice, since the dictionaries $G^{(k)} \in \mathbb{R}^{n \times q}$ aim at fitting the noise ϵ , it is desirable to choose $q \geq n$. In this case problem (6) is almost surely feasible for any matrix X . We suggest and use $q = n$ in Section 5. If $q < n$ and if y does not belong to $\text{Range}(X)$, problem (6) might not be feasible. In this case the BP solution is replaced by a least-squares solution with minimal ℓ_1 -norm. If $q = 0$, no noise dictionary is used and lasso-zero boils down to solving BP (3) and thresholding its solution (see Section 3).

To illustrate the effect of using one or several noise dictionaries, we consider a particular example corresponding to the matrix X of the simulation setting (d) described in Section 5.1. Here $n = 300$, $p = n - 1$, the true

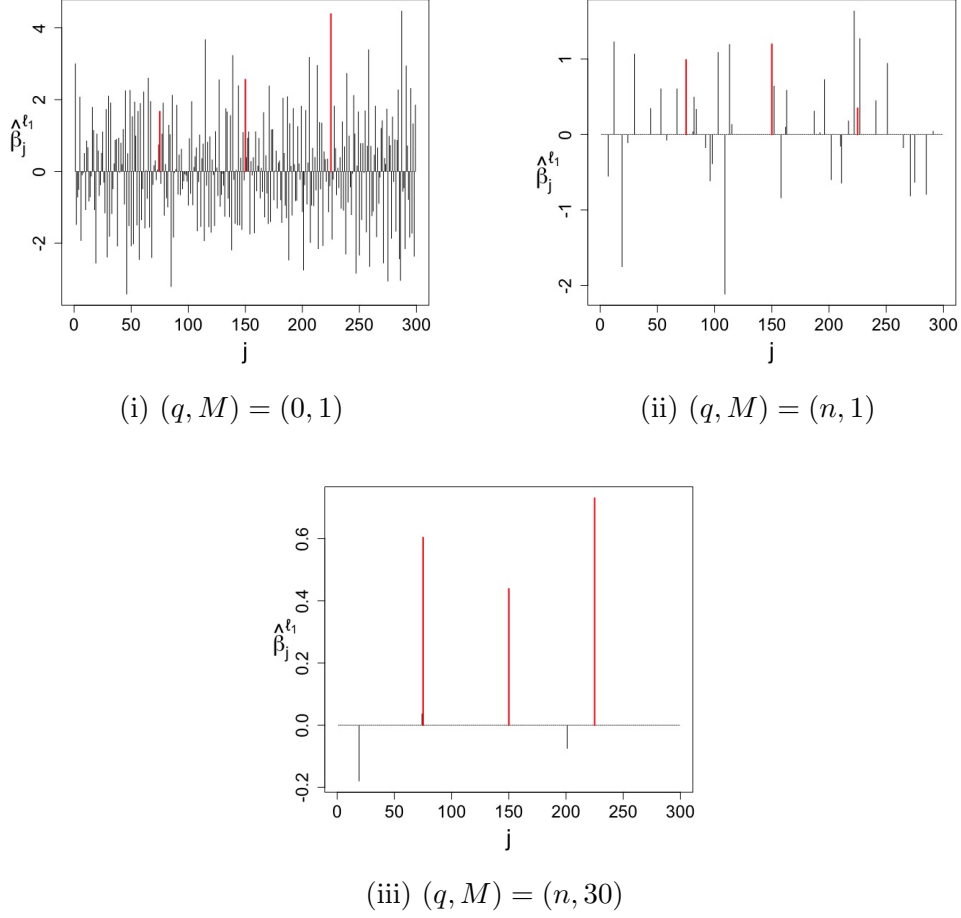


Figure 2: Coefficients of $\hat{\beta}^{\ell_1}$ when lasso-zero is tuned with different parameters q and M , illustrating the effect of using no, one or several noise dictionaries.

vector β^0 has support $S^0 = \{75, 150, 225\}$ and $\beta_j^0 = 2.5$ for every $j \in S^0$. Figure 2 shows the coefficients of $\hat{\beta}^{\ell_1}$ (step 2 in Definition 1, that is, lasso-zero before being thresholded) for different values of q and M . The obtained coefficients $\hat{\beta}_j^{\ell_1}$ for $j \in S^0$ are indicated in red. If $(q, M) = (0, 1)$ (Figure 2(i)), no noise dictionary is used and $\hat{\beta}^{\ell_1}$ is simply the solution to BP (3). Here the three largest coefficients in absolute value are not the ones indexed by S^0 , therefore exact support recovery after thresholding is impossible. In Fi-

figures 2(ii) and 2(iii), noise dictionaries of size $q = n$ are used. Figure 2(ii) illustrates the effect of using a single one ($M = 1$): sparsity is induced in $\hat{\beta}^{\ell_1}$ since the columns of $G^{(1)}$ can also be used to fit y , but exact support recovery is still impossible. In Figure 2(iii), $M = 30$ noise dictionaries are used and $\hat{\beta}_j^{\ell_1}$ is the median of the obtained $\hat{\beta}_j^{(k)}$, $k = 1, \dots, M$. This has the effect of setting almost all nonimportant coefficients to zero. With an appropriate threshold level (say $\tau = 0.3$ here), the estimated support equals S^0 .

The name of lasso-zero is motivated by the following relation between BP and the lasso. Given a continuous lasso path $\{\hat{\beta}_\lambda^{lasso} \mid \lambda > 0\}$, it is known that the limit solution $\lim_{\lambda \rightarrow 0^+} \hat{\beta}_\lambda^{lasso}$ is a least-squares solution with minimal ℓ_1 -norm [41], and hence a BP solution if $y \in \text{Range}(X)$. Thus the idea underlying our methodology is to consider the lasso path at its limit when λ tends to zero, where the shrinkage of coefficients is the weakest.

Concatenating random matrices $G^{(k)}$ to the design matrix X may seem a surprising idea. Indeed for a large number p of potential predictors, the problem of model selection is sometimes compared to finding needles in a haystack. By adding columns to the matrix X we add more straw to the haystack and at first glance this might make the task of finding needles even more difficult. However considering that BP looks for an exact solution to $y = X\beta$ although we know that y is contaminated by noise, providing other vectors than the columns $X_j \in \mathbb{R}^n$ to fit the noise component seems like a natural thing to do to prevent many false discoveries. Importantly, the columns that are added are *known* to be straw, whereas in the original problem it is not known a priori which variables are the needles to find and which ones are the straw.

The main reason for introducing extra columns in the design matrix is to use them as a dictionary to fit the noise. But the associated noise coefficients $\hat{\gamma}^{(k)}$ also have the advantage of carrying some information about the noise level σ . This fact is exploited in Section 4.1 to get a pivotal statistic allowing to select the threshold τ when the noise level is unknown.

3 Theoretical results

A particular case of lasso-zero is when $q = 0$ and $M = 1$, i.e. when no random column is added to X . Then lasso-zero simply thresholds the solution to the BP problem (3). This particular case is at the core of the lasso-zero idea and the results obtained in this case motivate our methodology. We focus here

on this special case and throughout this section “lasso-zero” always refers to $\hat{\beta}_\tau^{lass0} = \hat{\beta}_\tau^{lass0(0,1)}$, so

$$\hat{\beta}_\tau^{lass0} = \eta_\tau(\hat{\beta}^{\ell_1}),$$

where $\hat{\beta}^{\ell_1}$ is the BP solution.

Remark 1. When $X^T X = I$, the unique solution to BP (3) is $X^T y$, and lasso-zero boils down to thresholding the least-squares estimate. Therefore it coincides with WaveShrink, introduced in [18] in the context of sparse wavelet representations, and with lasso if the soft-thresholding function $\eta_\tau = \eta_\tau^{\text{soft}}$ is used [40].

Our main finding is that lasso-zero requires a weaker condition on X and S^0 than lasso for exact recovery of S^0 . To see that, let $\hat{\beta}^{\ell_1}(\epsilon)$ denote the solution to

$$\begin{aligned} \min_{\beta \in \mathbb{R}^p} \quad & \|\beta\|_1 \\ \text{s.t.} \quad & \epsilon = X\beta, \end{aligned} \tag{7}$$

in other words $\hat{\beta}^{\ell_1}(\epsilon)$ is the BP solution obtained if we were to observe only the noise term ϵ . Note that the smaller σ is, the smaller the coefficients of $\hat{\beta}^{\ell_1}(\epsilon)$ tend to be. Since $\epsilon = X\hat{\beta}^{\ell_1}(\epsilon)$, the linear model (1) can be rewritten as

$$y = X(\beta^0 + \hat{\beta}^{\ell_1}(\epsilon)),$$

which we interpret as a noiseless problem in which it is desired to recover $\beta^0 + \hat{\beta}^{\ell_1}(\epsilon)$. If the perturbation $\hat{\beta}^{\ell_1}(\epsilon)$ is small we expect – or at least hope – that the BP solution $\hat{\beta}^{\ell_1}$ will be close to $\beta^0 + \hat{\beta}^{\ell_1}(\epsilon)$, so that after thresholding its coefficients at some level $\tau > 0$ only the components indexed by $j \in S^0$ remain nonzero. As already mentioned, BP is efficient for recovering sparse vectors in the noiseless case. Although close to β^0 , the vector $\beta^0 + \hat{\beta}^{\ell_1}(\epsilon)$ is less sparse. We will therefore assume that X and S^0 satisfy the *stable nullspace property*, which ensures the stability of BP with respect to sparsity defect [22]. The stable nullspace property is met with constant $\rho \in (0, 1)$ if

$$\|\beta_{S^0}\|_1 \leq \rho \|\beta_{\overline{S^0}}\|_1 \quad \text{for all } \beta \in \ker(X). \tag{8}$$

We find that under the stable nullspace property, lasso-zero can recover the signs of β^0 exactly.

Theorem 1. Assume $\text{rank}(X) = n$ and the stable nullspace property (8) is met for X and S^0 with constant $\rho \in (0, 1)$. Let $\beta_{\min}^0 := \min\{|\beta_j^0| \mid j \in S^0\}$. If

$$\frac{5 + 3\rho}{1 - \rho} \|\hat{\beta}_{S^0}^{\ell_1}(\epsilon)\|_1 + \|\hat{\beta}_{S^0}^{\ell_1}(\epsilon)\|_1 < \beta_{\min}^0, \quad (9)$$

then there exists a threshold $\tau > 0$ such that

$$\text{sign}(\hat{\beta}_{\tau}^{\text{lasso}(0,1)}) = \text{sign}(\beta^0). \quad (10)$$

The proof can be found in the appendix. Note that exact sign recovery (10) clearly implies exact support recovery $\hat{S}_{\tau}^{\text{lasso}} = S^0$.

We now compare the result in Theorem 1 to the theory of lasso (5). It has been shown that in an asymptotic setting the θ -irrepresentable condition

$$\|X_{S^0}^T X_{S^0} (X_{S^0}^T X_{S^0})^{-1} \text{sign}(\beta_{S^0}^0)\|_{\infty} < \theta, \quad (11)$$

where $\theta \in (0, 1)$, implies consistent model selection by lasso [45, 46]. Irrepresentability is actually almost necessary (the inequality in (11) being replaced by ≤ 1) even in the noiseless and finite sample case [8]. Theorem 1 holds no matter what $\text{sign}(\beta_{S^0}^0)$ is, whereas the irrepresentable condition (11) is defined for specific signs. For lasso to consistently recover S^0 for arbitrary signs of $\beta_{S^0}^0$, the θ -uniform irrepresentable condition

$$\max_{\|\tau_{S^0}\|_{\infty} \leq 1} \|X_{S^0}^T X_{S^0} (X_{S^0}^T X_{S^0})^{-1} \tau_{S^0}\|_{\infty} < \theta \quad (12)$$

should be assumed. The following result confirms that the condition in Theorem 1 is weaker than the θ -uniform irrepresentable condition.

Proposition 1. The θ -uniform irrepresentable condition implies the stable nullspace property for any $\rho \in (\theta, 1)$.

Proof. By Theorem 7.2. in [8], the θ -uniform irrepresentable condition implies the so called (L, S^0) -compatibility condition for any $L \in (1, \frac{1}{\theta})$, which states that there exists a $\phi^2(L, S^0) > 0$ such that

$$\|\beta_{\overline{S^0}}\|_1 \leq L \|\beta_{S^0}\|_1 \implies \|\beta_{S^0}\|_1^2 \leq \frac{|S^0|}{n\phi^2(L, S^0)} \|X\beta\|_2^2. \quad (13)$$

So for any $\rho \in (\theta, 1)$, the compatibility condition holds for $L = \frac{1}{\rho}$. Now assume there exists a $\beta \in \ker(X)$ for which $\|\beta_{S^0}\|_1 > \rho \|\beta_{\overline{S^0}}\|_1$. Then we

have $\|\beta_{\overline{S^0}}\|_1 < L\|\beta_{S^0}\|_1$ and the compatibility condition (13) implies that $\|\beta_{S^0}\|_1^2 \leq \frac{|S^0|}{n\phi^2(L, S^0)}\|X\beta\|_2^2$. But $\beta \in \ker(X)$ so we conclude $\beta_{S^0} = 0$, which contradicts the assumption $\|\beta_{S^0}\|_1 > \rho\|\beta_{\overline{S^0}}\|_1$. \square

Proposition 1 shows that the stable nullspace property is not only weaker than the uniform irrepresentable condition, but also weaker than the compatibility condition, which is assumed for obtaining oracle inequality for the prediction and estimation error of lasso [8]. See [42] for more conditions used in the lasso theory and the relations between them.

4 Selecting the threshold τ

The threshold selection procedure suggested in this work is based on quantile universal thresholding (QUT), a general method introduced in [26] to select a threshold. Section 4.1 derives QUT for lasso-zero and importantly, proposes a way to choose the threshold when the noise level σ is unknown without requiring a preliminary estimation. Section 4.2 focuses again on the special case where $(q, M) = (0, 1)$ and presents guarantees concerning the control of the FDR in the orthonormal case.

4.1 Quantile universal thresholding

Standard methods for selecting tuning parameters like cross-validation and other information criteria like SURE [38], BIC [37], AIC [1], are driven by prediction goals. Quantile universal thresholding, on the contrary, is more directed towards model selection. It consists in controlling the probability to correctly recognize the null model when $\beta^0 = 0$. In other words, if $\hat{\beta}_\lambda$ is a regularized estimator tuned by a parameter λ , the α -quantile universal threshold λ_α is the value of λ for which $\mathbb{P}(\hat{\beta}_\lambda(\epsilon) = 0) = 1 - \alpha$, since if $\beta^0 = 0$ the linear model (1) is simply $Y = \epsilon$.

By Definition 1, $\hat{\beta}_\tau^{lass0} = 0$ if and only if $\tau \geq \|\hat{\beta}^{\ell_1}\|_\infty$, hence the α -quantile universal threshold for lasso-zero is given by

$$\tau_\alpha = F_T^{-1}(1 - \alpha), \quad (14)$$

where F_T denotes the c.d.f. of $T := \|\hat{\beta}^{\ell_1}(\epsilon)\|_\infty$. If the value of σ is known, the threshold (14) can be estimated by Monte-Carlo simulations. However in practice the noise level is rarely known. In such cases it is often estimated

beforehand, for example using a refitted cross-validation procedure [20] or based on the lasso tuned by cross-validation like in [34]. It is rather suggested here to pivotize the statistic $\|\hat{\beta}^{\ell_1}(\epsilon)\|_\infty$ using the noise coefficients $\hat{\gamma}^{(k)}$. We consider

$$P := \frac{\|\hat{\beta}^{\ell_1}(\epsilon)\|_\infty}{s(\epsilon)}, \quad (15)$$

with

$$s(y) := \text{MAD}^{\neq 0}(\hat{\gamma}^{(1)}(y), \dots, \hat{\gamma}^{(M)}(y)),$$

where $\text{MAD}^{\neq 0}(v) := \text{MAD}\{v_i \mid v_i \neq 0\}$. The numerator and denominator in (15) being both equivariant with respect to σ , the distribution F_P of P does not depend on σ and therefore can be estimated by Monte Carlo simulations. It is then straightforward to check that choosing the threshold $\tau = \tau_\alpha(y)$ where

$$\tau_\alpha(y) := s(y)F_P^{-1}(1 - \alpha) \quad (16)$$

ensures $\mathbb{P}(\hat{\beta}_\tau^{\text{lasso}} = 0) = 1 - \alpha$ under the null model $\beta^0 = 0$, thus providing a data-dependent quantile universal threshold.

4.2 Guarantees in the orthonormal case

We focus again on the case where $(q, M) = (0, 1)$ like in Section 3, and we derive guarantees offered by QUT when X is orthonormal.

In the multiple testing terminology, the probability to make at least one false discovery is called the familywise-error-rate (FWER). In our support recovery setting, it is expressed as

$$\text{FWER} = \mathbb{P}(|\hat{S} \cap \overline{S^0}| > 0),$$

where \hat{S} is the estimated support of β^0 . Another commonly used criterion quantifying the propensity of a procedure to make false discoveries is the false discovery rate (FDR) [4], which corresponds to the average proportion of discoveries that are false, i.e.

$$\text{FDR} = \mathbb{E} \left(\frac{|\hat{S} \cap \overline{S^0}|}{|\hat{S}| \vee 1} \right).$$

Since $\text{FDR} \leq \text{FWER}$, any procedure controlling the FWER at level α also controls the FDR. By definition, QUT controls the FWER – and therefore the FDR – under the null model $\beta^0 = 0$. It turns out that this property extends to the orthonormal case for any value of β^0 .

Proposition 2. *Consider the linear model (1) with design matrix X such that $X^T X = I$. Then for any value of $\beta^0 \in \mathbb{R}^p$, lasso-zero (equivalently lasso) tuned by QUT as in (14) controls the FWER, and therefore the FDR, at level α .*

Proof. By Remark 1, lasso-zero (and lasso) threshold the least-squares estimate $\hat{\beta}^{LS} = X^T y = \beta^0 + X^T \epsilon$. Then for $\tau = \tau_\alpha$ as in (14):

$$\begin{aligned} \text{FWER} &= \mathbb{P}(\|\hat{\beta}_{S^0}^{LS}\|_\infty > \tau_\alpha) = \mathbb{P}(\|X_{S^0}^T \epsilon\|_\infty > \tau_\alpha) \\ &\leq \mathbb{P}(\|X^T \epsilon\|_\infty > \tau_\alpha) \leq \alpha. \end{aligned}$$

□

Controlling the FWER generally leads to very conservative procedures, and recent work on linear regression has rather aimed at controlling the FDR [6, 3, 9]. However, controlling the FDR for general design matrix X is difficult. SLOPE [6] provably controls it in the orthonormal setting, and the authors have suggested a heuristic sequence of tuning parameters when the entries of X are i.i.d. and Gaussian. The knockoff filter [3] provably controls the FDR in the linear model provided $p < n$. A change of paradigm assuming random design but making no assumption on the model allowed to extend the knockoff filter to the high-dimensional case [9].

A good model selection procedure is one that maintains low FDR while increasing power as the SNR increases. The power of the procedure is quantified by the true positive rate (TPR), the expected proportion of important variables that are detected:

$$\text{TPR} = \mathbb{E} \left(\frac{|S^0 \cap \hat{S}|}{|\hat{S}|} \right),$$

provided $S^0 \neq \emptyset$. We find empirically in Section 5 that our methodology provides a good trade-off between high TPR and low FDR compared to competitors, and that it is more likely to recover the true model S^0 .

5 Numerical experiments

5.1 Simulation settings

Our numerical experiments illustrate the performance of lasso-zero and corroborate our theoretical findings in terms of recovery of S^0 and good control

of the FDR, for data generated according to model (1) with different matrices X :

- (a) *i.i.d. Gaussian design*: here $n = 100$, $p = 200$ and the entries X_{ij} are i.i.d. $N(0, 1)$. The columns of X are then mean-centered and standardized so that $\sum_{i=1}^n X_{ij} = 0$ and $\frac{1}{n-1} \sum_{i=1}^n X_{ij}^2 = 1$ for every j . The matrix is generated once for the whole simulation. The amplitude of the nonzero coefficients is set to 1.5 and their signs are random.
- (b) *wider i.i.d. Gaussian design*: identical to (a) except $p = 1000$ and the amplitude of the nonzero coefficients is increased to 2.
- (c) *wide design with correlated variables (real dataset)*: the design matrix from the **riboflavin** dataset used in [7] is considered. The expression levels of $p = 4088$ genes are measured for $n = 71$ *Bacillus subtilis* bacteria. It is characterized by a large ratio p/n and fairly high correlations between variables. As in (a) and (b) the matrix was mean-centered and standardized. The nonzero coefficients have amplitude 4 and random sign. Note that we obtain results similar to the ones in this setting with a wide Gaussian matrix with Toeplitz covariance matrix Σ with $\Sigma_{ij} = 0.9^{|i-j|}$.
- (d) *highly correlated columns (segmentation problem)*: here $n = 300$ and the considered matrix is $X \in \mathbb{R}^{n \times (n-1)}$ defined by $X_{ij} = \mathbf{1}_{\{i > j\}}$. It is related to the problem of recovering the discontinuity points of a piecewise constant signal f^0 of size n , given a noisy observation $y = f^0 + \epsilon$. Indeed, this problem falls within the sparse linear framework by considering the vector $\beta^0 \in \mathbb{R}^{n-1}$ of all successive differences $\beta_j^0 = f_{j+1}^0 - f_j^0$ and writing

$$f^0 = f_1^0 \mathbf{1}_n + X \beta^0,$$

where $\mathbf{1}_n \in \mathbb{R}^n$ is the vector of ones. Then recovering the discontinuity points of f^0 is equivalent to recovering the support of β^0 . In our simulations the discontinuities have amplitude 3 and random signs. In order to omit the intercept f_1^0 in the analysis, both the observation y and the matrix X are mean-centered, so β^0 is estimated from the response $\tilde{y} = (I - P_{\mathbf{1}_n})y$ and the matrix $\tilde{X} = (I - P_{\mathbf{1}_n})X$, where $P_{\mathbf{1}_n}$ is the orthogonal projection matrix onto the subspace generated by $\mathbf{1}_n$. Note that in

this case lasso is equivalent to the total variation estimator [35]

$$\hat{f}^{TV} = \arg \min_{f \in \mathbb{R}^n} \frac{1}{2} \|y - f\|_2^2 + \lambda \sum_{j=1}^{n-1} |f_{j+1} - f_j|,$$

in the sense that $\hat{f}^{TV} = \hat{f}_1^{TV} + X \hat{\beta}_\lambda^{lasso}$.

In all the simulations the parameters (q, M) of lasso-zero are set to $q = n$ and $M = 30$ and the threshold is selected as in (16) with $\alpha = 0.05$. The noise level is set to $\sigma = 1$ and the support S^0 is chosen randomly for each realization, except in setting (d) where the discontinuity points are always equidistant. The sparsity index $s^0 := |S^0|$ starts from 0 (null model) and is increased until exact support recovery becomes almost impossible.

In the i.i.d. Gaussian settings (a) and (b), lasso-zero is compared to lasso tuned by GIC [21], and to three estimators aiming to control the FWER or the FDR: stability selection [31], model-X knockoffs [9] and SLOPE [6]. Computations are made with the R packages `glmnet` [23], `stabs` [28], `knockoff` [33] and `SLOPE` [5] respectively. Stability selection is tuned with `cutoff=0.6` and `PFER=1`. The Model-X knockoffs method is used together with the statistic `stat.glmnet.coefdiff` (based on the comparison of the coefficients to their respective knockoffs at the lasso solution tuned by cross-validation). It is not tuned to “knockoff+”, which provably controls the FDR for random X , since it is known to be very conservative and results in bad performance in terms of TPR and exact support recovery. Therefore the option `offset=0` is chosen so that the knockoff filter only controls a modified version of the FDR and leads to less conservative results. Both SLOPE’s and knockoffs’ FDR target is set to 0.05. For both lasso tuned by GIC and SLOPE, the value of σ is estimated based on the residual sum of squares for the lasso tuned by cross-validation, as in [34] (the current implementation of SLOPE to estimate σ runs into occasional convergence problems under our simulation regimes).

For the `riboflavin` dataset (c), lasso-zero is again compared to lasso tuned by GIC and to stability selection. Model-X knockoffs was excluded because computation turned out to be very slow for this design. SLOPE was not considered either since the variables are far from being i.i.d. Gaussian.

In the segmentation problem (d), lasso is again tuned by GIC, with an estimation of σ based on the MAD of the successive differences of y . The knock-off filter with fixed design [3] is also considered, together with the statistic `stat.lasso.lambdasmx`. In order to compare our results to state-of-the-art

methods, we also run wild binary segmentation [24], which was specifically introduced for segmentation, using the R package `wbs` [2].

We make here an important clarification regarding the standardization of the matrices X and $G^{(k)}$. It is desirable that the vectors of the noise dictionaries are on the same scale as the columns of X . So when X is standardized so that the empirical standard deviation of each column X_j equals 1, the same is done on the noise dictionaries $G^{(k)}$. In setting (d), the matrix \tilde{X} is not standardized in order to preserve the particular structure of the problem. In this case, we standardize all columns $G_l^{(k)}$ of the matrix $G^{(k)}$ so that $\|G_l^{(k)}\|_2^2 = \max_{1 \leq j \leq p} \|\tilde{X}_j\|_2^2$.

5.2 Results

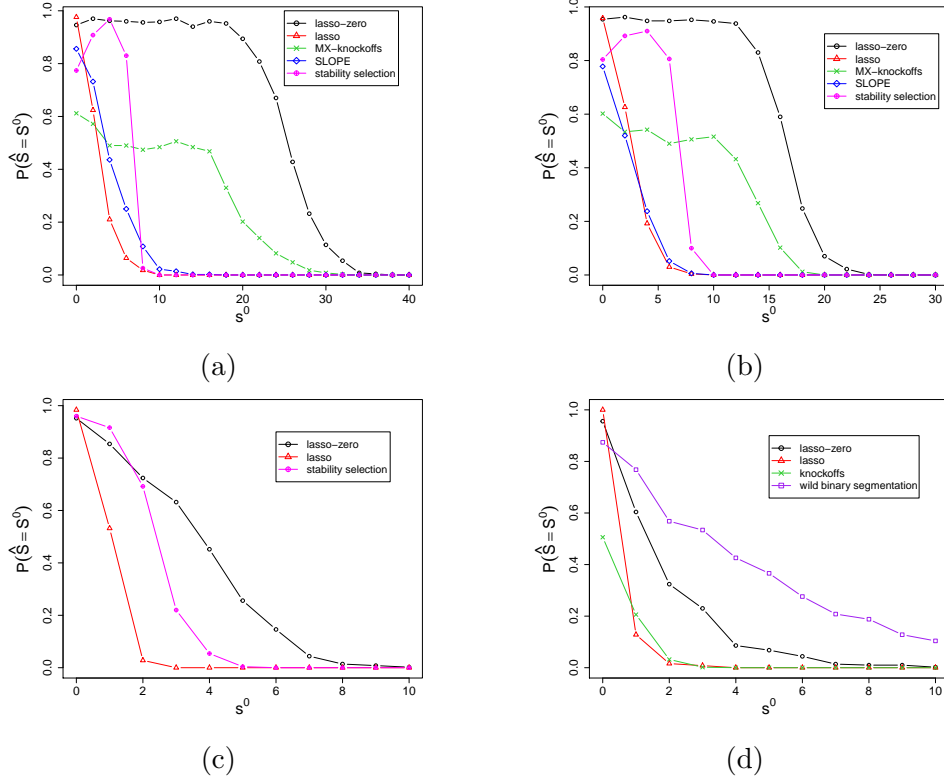


Figure 3: Proportion of success for exact support recovery after 500 replications, for settings (a), (b), (c), (d) described in Section 5.1.

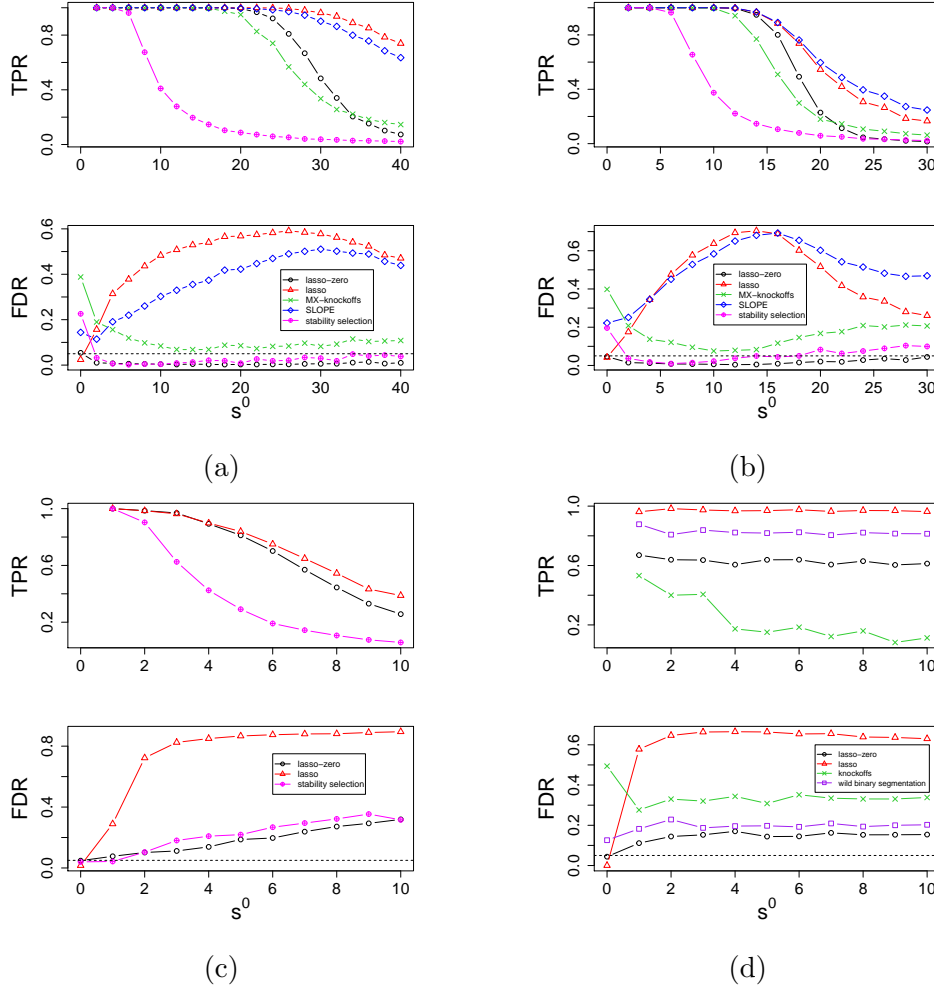


Figure 4: TPR and FDR after 500 replications for settings (a), (b), (c), (d) described in Section 5.1

Figure 3 shows the frequency of exact support recovery after 500 replications. Lasso-zero clearly performs better than its competitors in all settings, with an exception in setting (d) where wild binary segmentation is more efficient. This is not surprising since wild binary segmentation is specifically tailored to the segmentation problem, whereas the other estimators have a more general purpose. In all settings lasso-zero provides a considerable improvement over the lasso in terms of support recovery, which seems to indicate

that our theoretical results from Section 3 extend to lasso-zero with $q = n$. In the Gaussian settings (a) and (b), lasso-zero’s probability to recover S^0 stays close to 1 for sparse models and starts decreasing much later than the other estimators as s^0 increases. Due to the correlation between the columns of X in settings (c) and (d), exact support recovery is a much harder task and is achieved only for very sparse models.

The TPR and FDR are represented in Figure 4. Lasso-zero’s FDR stays below the targeted level $\alpha = 0.05$ in the Gaussian settings (a) and (b), where the columns of X are statistically independent. In settings (c) and (d), its FDR exceeds the level α but remains low, close to stability selection and wild binary segmentation respectively. However in setting (c) stability selection achieves low FDR by being very conservative and having a low TPR as well. Lasso and SLOPE behave quite similarly, showing high TPR but a bad FDR. Thus lasso-zero provides the best trade-off between high TPR and low FDR.

6 Discussion

Our theoretical and empirical results support the good properties of lasso-zero in terms of support recovery, particularly compared to lasso. The high FDR of the lasso and its difficulty to recover the true support are often explained by the excessive amount of shrinkage induced by its ℓ_1 -penalty. Because lasso-zero is based on the limit of the lasso path as the regularization parameter tends to zero, shrinkage is less of a burden and this might explain why it achieves better performance.

To the best of our knowledge, the use of random dictionaries for overfitting the response is also new. This work provides promising results for the linear model, but the same methodology could be used in other settings. Further work includes for example an extension to generalized linear models.

A Proof of Theorem 1

The following result will be used in the proof:

Lemma 1. *Under the assumptions of Theorem 1,*

$$\|\hat{\beta}^{\ell_1}(y) - (\beta^0 + \hat{\beta}^{\ell_1}(\epsilon))\|_1 \leq \frac{2(1 + \rho)}{1 - \rho} \|\hat{\beta}_{S^0}^{\ell_1}(\epsilon)\|_1.$$

Proof. For any $\beta \in \mathbb{R}^p$, we have

$$\begin{aligned}\|\hat{\beta}^{\ell_1}(y)_{\overline{S^0}}\|_1 &= \|(\hat{\beta}^{\ell_1}(y) - \beta)_{\overline{S^0}} + \beta_{\overline{S^0}}\|_1 \\ &\geq \|(\hat{\beta}^{\ell_1}(y) - \beta)_{\overline{S^0}}\|_1 - \|\beta_{\overline{S^0}}\|_1\end{aligned}$$

If β satisfies $y = X\beta$, then

$$\begin{aligned}\|\hat{\beta}^{\ell_1}(y)_{S^0}\|_1 + \|(\hat{\beta}^{\ell_1}(y) - \beta)_{\overline{S^0}}\|_1 - \|\beta_{\overline{S^0}}\|_1 &\leq \|\hat{\beta}^{\ell_1}(y)_{S^0}\|_1 + \|\hat{\beta}^{\ell_1}(y)_{\overline{S^0}}\|_1 \\ &= \|\hat{\beta}^{\ell_1}(y)\|_1 \\ &\leq \|\beta\|_1 \\ &= \|\beta_{S^0}\|_1 + \|\beta_{\overline{S^0}}\|_1,\end{aligned}$$

where the last inequality holds since β is feasible for BP (3). Rearranging the terms, this yields

$$\begin{aligned}\|(\hat{\beta}^{\ell_1}(y) - \beta)_{\overline{S^0}}\|_1 &\leq \|\beta_{S^0}\|_1 - \|\hat{\beta}^{\ell_1}(y)_{S^0}\|_1 + 2\|\beta_{\overline{S^0}}\|_1 \\ &\leq \|(\hat{\beta}^{\ell_1}(y) - \beta)_{S^0}\|_1 + 2\|\beta_{\overline{S^0}}\|_1.\end{aligned}$$

Using the feasible vector $\beta = \beta^0 + \hat{\beta}^{\ell_1}(\epsilon)$, we obtain

$$\|(\hat{\beta}^{\ell_1}(y) - \hat{\beta}^{\ell_1}(\epsilon))_{\overline{S^0}}\|_1 \leq \|\hat{\beta}^{\ell_1}(y)_{S^0} - (\beta^0 + \hat{\beta}^{\ell_1}(\epsilon))_{S^0}\|_1 + 2\|\hat{\beta}^{\ell_1}(\epsilon)_{\overline{S^0}}\|_1.$$

Now $\hat{\beta}^{\ell_1}(y) - (\beta^0 + \hat{\beta}^{\ell_1}(\epsilon))$ belongs to $\ker(X)$, so by the stable nullspace property (8) $\|\hat{\beta}^{\ell_1}(y)_{S^0} - (\beta^0 + \hat{\beta}^{\ell_1}(\epsilon))_{S^0}\|_1 \leq \rho \|(\hat{\beta}^{\ell_1}(y) - \hat{\beta}^{\ell_1}(\epsilon))_{\overline{S^0}}\|_1$, hence

$$\|(\hat{\beta}^{\ell_1}(y) - \hat{\beta}^{\ell_1}(\epsilon))_{\overline{S^0}}\|_1 \leq \frac{2}{1-\rho} \|\hat{\beta}^{\ell_1}(\epsilon)_{\overline{S^0}}\|_1. \quad (17)$$

The stable nullspace property also implies

$$\begin{aligned}\|\hat{\beta}^{\ell_1}(y) - (\beta^0 + \hat{\beta}^{\ell_1}(\epsilon))\|_1 &= \|(\hat{\beta}^{\ell_1}(y) - (\beta^0 + \hat{\beta}^{\ell_1}(\epsilon)))_{S^0}\|_1 \\ &\quad + \|(\hat{\beta}^{\ell_1}(y) - \hat{\beta}^{\ell_1}(\epsilon))_{\overline{S^0}}\|_1 \\ &\leq (1 + \rho) \|(\hat{\beta}^{\ell_1}(y) - \hat{\beta}^{\ell_1}(\epsilon))_{\overline{S^0}}\|_1.\end{aligned}$$

Combining this with the inequality (17) gives the statement. \square

Proof of Theorem 1. For $j \in \overline{S^0}$:

$$\begin{aligned}|\hat{\beta}_j^{\ell_1}(y)| - |\hat{\beta}_j^{\ell_1}(\epsilon)| &\leq |\hat{\beta}_j^{\ell_1}(y) - \beta_j^0 - \hat{\beta}_j^{\ell_1}(\epsilon)| \\ &\leq \|\hat{\beta}^{\ell_1}(y) - (\beta^0 + \hat{\beta}^{\ell_1}(\epsilon))\|_1 \\ &\leq \frac{2(1+\rho)}{1-\rho} \|\hat{\beta}_{\overline{S^0}}^{\ell_1}(\epsilon)\|_1,\end{aligned}$$

where the last inequality comes from Lemma 1. So

$$|\hat{\beta}_j^{\ell_1}(y)| \leq |\hat{\beta}_j^{\ell_1}(\epsilon)| + \frac{2(1+\rho)}{1-\rho} \|\hat{\beta}_{S^0}^{\ell_1}(\epsilon)\|_1 \leq \frac{3+\rho}{1-\rho} \|\hat{\beta}_{S^0}^{\ell_1}(\epsilon)\|_1,$$

hence for

$$\tau = \frac{3+\rho}{1-\rho} \|\hat{\beta}_{S^0}^{\ell_1}(\epsilon)\|_1$$

we have that $\hat{\beta}_{\tau,j}^{lass0}(y) = 0$.

For $j \in S^0$:

$$\begin{aligned} |\beta_j^0 + \hat{\beta}_j^{\ell_1}(\epsilon)| - |\hat{\beta}_j^{\ell_1}(y)| &\leq |\hat{\beta}_j^{\ell_1}(y) - (\beta_j^0 + \hat{\beta}_j^{\ell_1}(\epsilon))| \\ &\leq \|\hat{\beta}^{\ell_1}(y) - (\beta^0 + \hat{\beta}^{\ell_1}(\epsilon))\|_1 \\ &\leq \frac{2(1+\rho)}{1-\rho} \|\hat{\beta}_{S^0}^{\ell_1}(\epsilon)\|_1. \end{aligned}$$

So

$$\begin{aligned} |\hat{\beta}_j^{\ell_1}(y)| &\geq |\beta_j^0 + \hat{\beta}_j^{\ell_1}(\epsilon)| - \frac{2(1+\rho)}{1-\rho} \|\hat{\beta}_{S^0}^{\ell_1}(\epsilon)\|_1 \\ &\geq |\beta_j^0| - |\hat{\beta}_j^{\ell_1}(\epsilon)| - \frac{2(1+\rho)}{1-\rho} \|\hat{\beta}_{S^0}^{\ell_1}(\epsilon)\|_1 \\ &\geq \beta_{\min}^0 - \|\hat{\beta}_{S^0}^{\ell_1}(\epsilon)\|_1 - \frac{2(1+\rho)}{1-\rho} \|\hat{\beta}_{S^0}^{\ell_1}(\epsilon)\|_1 \\ &> \left(\frac{5+3\rho}{1-\rho} \|\hat{\beta}_{S^0}^{\ell_1}(\epsilon)\|_1 + \|\hat{\beta}_{S^0}^{\ell_1}(\epsilon)\|_1 \right) - \|\hat{\beta}_{S^0}^{\ell_1}(\epsilon)\|_1 - \frac{2(1+\rho)}{1-\rho} \|\hat{\beta}_{S^0}^{\ell_1}(\epsilon)\|_1 \\ &= \frac{3+\rho}{1-\rho} \|\hat{\beta}_{S^0}^{\ell_1}(\epsilon)\|_1 = \tau, \end{aligned}$$

where we have used assumption (9) in the last inequality. This implies $\hat{\beta}_{\tau,j}^{lass0}(y) \neq 0$. It remains to check that $\text{sign}(\hat{\beta}_j^{\ell_1}(y)) = \text{sign}(\beta_j^0)$. We have

$$\begin{aligned} |\hat{\beta}_j^{\ell_1}(y) - \beta_j^0| - |\hat{\beta}_j^{\ell_1}(\epsilon)| &\leq |\hat{\beta}_j^{\ell_1}(y) - (\beta_j^0 + \hat{\beta}_j^{\ell_1}(\epsilon))| \\ &\leq \|\hat{\beta}^{\ell_1}(y) - (\beta^0 + \hat{\beta}^{\ell_1}(\epsilon))\|_1 \\ &\leq \frac{2(1+\rho)}{1-\rho} \|\hat{\beta}_{S^0}^{\ell_1}(\epsilon)\|_1, \end{aligned}$$

where the last inequality comes from Lemma 1. So

$$\begin{aligned}
|\hat{\beta}_j^{\ell_1}(y) - \beta_j^0| &\leq \frac{2(1+\rho)}{1-\rho} \|\hat{\beta}_{S^0}^{\ell_1}(\epsilon)\|_1 + |\hat{\beta}_j^{\ell_1}(\epsilon)| \\
&\leq \frac{2(1+\rho)}{1-\rho} \|\hat{\beta}_{S^0}^{\ell_1}(\epsilon)\|_1 + \|\hat{\beta}_{S^0}^{\ell_1}(\epsilon)\|_1 \\
&\leq \frac{5+3\rho}{1-\rho} \|\hat{\beta}_{S^0}^{\ell_1}(\epsilon)\|_1 + \|\hat{\beta}_{S^0}^{\ell_1}(\epsilon)\|_1 \\
&< \beta_{\min}^0 \\
&\leq |\beta_j^0|,
\end{aligned}$$

which implies $\text{sign}(\hat{\beta}_j^{\ell_1}(y)) = \text{sign}(\beta_j^0)$. □

References

- [1] H. Akaike. Information theory and an extension of the maximum likelihood principle. In *Selected Papers of Hirotugu Akaike*, Springer Series in Statistics, pages 199–213. Springer, New York, NY, 1998.
- [2] R. Baranowski and P. Fryzlewicz. *wbs: Wild Binary Segmentation for Multiple Change-Point Detection*, 2015. R package version 1.3.
- [3] R. F. Barber and E. J. Candès. Controlling the false discovery rate via knockoffs. *The Annals of Statistics*, 43(5):2055–2085, 2015.
- [4] Y. Benjamini and Y. Hochberg. Controlling the false discovery rate: A practical and powerful approach to multiple testing. *Journal of the Royal Statistical Society, Series B*, 57(1):289–300, 1995.
- [5] M. Bogdan, E. van den Berg, C. Sabatti, E. Candès, and E. Patterson. *SLOPE: Sorted L1 Penalized Estimation*, 2015. R package version 0.1.3.
- [6] M. Bogdan, E. van den Berg, C. Sabatti, W. Su, and E. J. Candès. SLOPE – Adaptive variable selection via convex optimization. *The Annals of Applied Statistics*, 9(3):1103–1140, 2015.
- [7] P. Bühlmann, M. Kalisch, and L. Meier. High-dimensional statistics with a view toward applications in biology. *Annual Review of Statistics and Its Application*, 1:255–278, 2014.

- [8] P. Bühlmann and S. van de Geer. *Statistics for high-dimensional data: methods, theory and applications*. Springer, Heidelberg, 2011.
- [9] E. Candès, Y. Fan, L. Janson, and J. Lv. Panning for gold: modelX knockoffs for high dimensional controlled variable selection. *Journal of the Royal Statistical Society, Series B*, 0(0), 2018.
- [10] E. Candès, J. Romberg, and T. Tao. Robust uncertainty principles: exact signal reconstruction from highly incomplete frequency information. *IEEE Transactions on Information Theory*, 52(2):489–509, 2006.
- [11] E. Candès and T. Tao. The Dantzig selector: Statistical estimation when p is much larger than n . *The Annals of Statistics*, 35(6):2313–2351, 2007.
- [12] E. J. Candès, J. K. Romberg, and T. Tao. Stable signal recovery from incomplete and inaccurate measurements. *Communications on Pure and Applied Mathematics*, 59(8):1207–1223, 2006.
- [13] S. S. Chen, D. L. Donoho, and M. A. Saunders. Atomic decomposition by basis pursuit. *SIAM review*, 43(1):129–159, 2001.
- [14] D. L. Donoho. For most large underdetermined systems of linear equations the minimal ℓ_1 -norm solution is also the sparsest solution. *Communications on Pure and Applied mathematics*, 59(6):797–829, 2006.
- [15] D. L. Donoho and M. Elad. Optimally sparse representation in general (nonorthogonal) dictionaries via ℓ_1 minimization. *Proceedings of the National Academy of Sciences*, 100(5):2197–2202, 2003.
- [16] D. L. Donoho, M. Elad, and V. N. Temlyakov. Stable recovery of sparse overcomplete representations in the presence of noise. *IEEE Transactions on Information Theory*, 52(1):6–18, 2006.
- [17] D. L. Donoho and X. Huo. Uncertainty principles and ideal atomic decomposition. *IEEE Transactions on Information Theory*, 47(7):2845–2862, 2001.
- [18] D. L. Donoho and J. M. Johnstone. Ideal spatial adaptation by wavelet shrinkage. *Biometrika*, 81(3):425–455, 1994.

- [19] M. Elad and A. M. Bruckstein. A generalized uncertainty principle and sparse representation in pairs of bases. *IEEE Transactions on Information Theory*, 48(9):2558–2567, 2002.
- [20] J. Fan, S. Guo, and N. Hao. Variance estimation using refitted cross-validation in ultrahigh dimensional regression. *Journal of the Royal Statistical Society, Series B*, 74(1):37–65, 2012.
- [21] Y. Fan and C. Y. Tang. Tuning parameter selection in high dimensional penalized likelihood. *Journal of the Royal Statistical Society, Series B*, 75(3):531–552, 2013.
- [22] S. Foucart and H. Rauhut. *A mathematical introduction to compressive sensing*, volume 1. Birkhäuser, 2013.
- [23] J. Friedman, T. Hastie, and R. Tibshirani. Regularization paths for generalized linear models via coordinate descent. *Journal of Statistical Software*, 33(1):1–22, 2010.
- [24] P. Fryzlewicz. Wild binary segmentation for multiple change-point detection. *The Annals of Statistics*, 42(6):2243–2281, 2014.
- [25] J.-J. Fuchs. On sparse representations in arbitrary redundant bases. *IEEE Transactions on Information Theory*, 50(6):1341–1344, 2004.
- [26] C. Giacobino, S. Sardy, J. Diaz-Rodriguez, and N. Hengartner. Quantile universal threshold. *Electronic Journal of Statistics*, 11(2):4701–4722, 2017.
- [27] R. Gribonval and M. Nielsen. Sparse representations in unions of bases. *IEEE Transactions on Information Theory*, 49(12):3320–3325, 2003.
- [28] B. Hofner and T. Hothorn. *stabs: Stability Selection with Error Control*, 2017. R package version 0.6-3.
- [29] Z. Hui and T. Hastie. Regularization and variable selection via the elastic net. *Journal of the Royal Statistical Society, Series B*, 67(2):301–320, 2005.
- [30] N. Meinshausen. Relaxed Lasso. *Computational Statistics & Data Analysis*, 52(1):374–393, 2007.

- [31] N. Meinshausen and P. Bühlmann. Stability selection. *Journal of the Royal Statistical Society, Series B*, 72(4):417–473, 2010.
- [32] B. K. Natarajan. Sparse approximate solutions to linear systems. *SIAM Journal on Computing*, 24(2):227–234, 1995.
- [33] E. Patterson and M. Sesia. *knockoff: The Knockoff Filter for Controlled Variable Selection*, 2017. R package version 0.3.0.
- [34] S. Reid, R. Tibshirani, and J. Friedman. A study of error variance estimation in lasso regression. *Statistica Sinica*, pages 35–67, 2016.
- [35] L. I. Rudin, S. Osher, and E. Fatemi. Nonlinear total variation based noise removal algorithms. *Physica D: Nonlinear Phenomena*, 60(1):259–268, 1992.
- [36] V. Saligrama and M. Zhao. Thresholded basis pursuit: LP algorithm for order-wise optimal support recovery for sparse and approximately sparse signals from noisy random measurements. *IEEE Transactions on Information Theory*, 57(3):1567–1586, 2011.
- [37] G. Schwarz. Estimating the dimension of a model. *The Annals of Statistics*, 6(2):461–464, 1978.
- [38] C. M. Stein. Estimation of the mean of a multivariate normal distribution. *The Annals of Statistics*, pages 1135–1151, 1981.
- [39] W. Su, M. Bogdan, and E. Candès. False discoveries occur early on the Lasso path. *The Annals of Statistics*, 45(5):2133–2150, 2017.
- [40] R. Tibshirani. Regression shrinkage and selection via the lasso. *Journal of the Royal Statistical Society, Series B*, pages 267–288, 1996.
- [41] R. J. Tibshirani. The lasso problem and uniqueness. *Electronic Journal of Statistics*, 7(0):1456–1490, 2013.
- [42] S. van de Geer and P. Bühlmann. On the conditions used to prove oracle results for the Lasso. *Electronic Journal of Statistics*, 3(0):1360–1392, 2009.

- [43] S. van de Geer, P. Bühlmann, and S. Zhou. The adaptive and the thresholded Lasso for potentially misspecified models (and a lower bound for the Lasso). *Electronic Journal of Statistics*, 5:688–749, 2011.
- [44] M. Yuan and Y. Lin. Model selection and estimation in regression with grouped variables. *Journal of the Royal Statistical Society, Series B*, 68(1):49–67, 2005.
- [45] P. Zhao and B. Yu. On model selection consistency of Lasso. *Journal of Machine Learning Research*, 7:2541–2563, 2006.
- [46] H. Zou. The adaptive Lasso and its oracle properties. *Journal of the American Statistical Association*, 101(476):1418–1429, 2006.