

EP-based turbo detection for MIMO receivers and large-scale systems

Irene Santos and Juan José Murillo-Fuentes

Abstract—We investigate a turbo soft detector based on the expectation propagation (EP) algorithm for large-scale multiple-input multiple-output (MIMO) systems. Optimal detection in MIMO systems becomes computationally unfeasible for high-order modulations and/or large number of antennas. In this situation, the low-complexity linear minimum-mean squared-error (LMMSE) is quite employed but its performance is far from the optimal. To improve the performance, the EP algorithm can be used. In this paper, we review previous EP-based turbo detectors and improve their estimation in terms of complexity and performance. Specifically, we replace the uniform prior used by previous approaches by a non-uniform one, which better characterizes the information returned by the decoder once the turbo procedure starts. We also review the EP parameters to avoid instabilities when using high-order modulations and to reduce the complexity. Simulations results are included to show the robustness and improvement in performance of our proposed detector in comparison with previous approaches found in the literature.

Index Terms—Expectation propagation (EP), MMSE, low-complexity, MIMO, turbo detection, feedback

I. INTRODUCTION

The use of MIMO systems is of great interest nowadays due to the need of transmitting at high rates. They are more spectrally efficient than the traditional single-input single-output (SISO) systems and provide higher channel capacity [1]. Once the symbols are sent over the transmit antennas, the received signal is processed in the detector to obtain an estimation of the transmitted symbols. This estimation can be probabilistic, resulting in a high benefit for modern channel decoders [2]. In addition, the performance can be improved with a turbo-detection scheme, i.e., by exchanging information between the decoder and the soft detector iteratively.

The optimal algorithm to perform soft detection is the maximum a posteriori (MAP) algorithm that finds the transmitted word that maximizes the a posteriori probabilities (APP). However, its computational complexity is intractable for high order constellations and/or large number of transmitting antennas. In this situation, non-optimal approaches are employed. The sphere decoding (SD) method provides an approximated marginal posterior probability density function (pdf) in a subspace of the whole set of possible transmitted words given by the constellation [3], [4]. However, its performance deteriorates if the dimension of the subspace does not grow accordingly with the constellation size and the number of

antennas. Hence it is computationally unfeasible for large scale scenarios. Another alternative to approximate the posterior distribution is the use of Markov chain Monte Carlo (MCMC) algorithms [5], but it also requires a sufficiently large number of samples to obtain an accurate enough performance.

In this situation of large complexity scenarios, the LMMSE is commonly employed due to its low complexity. It computes an approximated APP by minimizing the mean-square-error (MSE) between the transmitted and detected symbol. Since its performance is far from the optimal, alternative approaches can be found in the literature. The Gaussian tree approximation (GTA) algorithm [6] constructs a tree-factorized Gaussian approximation to the APP and then estimate the marginals with the belief propagation (BP) algorithm. The channel hardening-exploiting message passing (CHEMP) [7] is a message-passing algorithm where all the exchanged messages are approximated by Gaussian distributions.

The above approximated approaches assume a Gaussian prior for the transmitted symbols, i.e., they do not consider the discrete nature of symbols when estimating the APP. This restriction can be included by means of the EP algorithm [8], [9], that obtains a Gaussian approximated posterior pdf by matching its moments with the ones of the true APP. This algorithm has been already applied to equalization [10]–[12] and detection in flat-fading channels [13], [14]. It has been also applied to MIMO detection, initially for hard detection [15] and then extended for soft detection [16], [17]. In these works, it was shown that the EP detector was able to improve the performance of LMMSE, GTA and CHEMP with complexity proportional to the LMMSE algorithm. Preliminary results on turbo detection can be found in [18], [19].

In this paper, we focus on turbo detection based on the EP algorithm, improving the prior information used in the detection stage once the turbo procedure starts. Rather than consider uniform priors during the moment matching procedure in the EP algorithm as proposed in [18], we force the true discrete prior to be non-uniform distributed according to the output of the channel decoder, similarly to [19]. Since a non-uniform prior for the symbols better characterizes the information returned by the decoder once the turbo procedure starts, we obtain large improvements in terms of performance. We also optimize the EP parameters with a double purpose: avoid instabilities that appears in high-order modulations and reduce the computational complexity of the algorithm once the turbo procedure starts, following the guidelines in [12] and improving the results in [19].

The paper is organized as follows. In Section II we describe the structure of the communication system. The proposed EP detector is explained in Section III, where we also detail the

I. Santos and J.J. Murillo-Fuentes are with the Dept. Teoría de la Señal y Comunicaciones, Universidad de Sevilla, Camino de los Descubrimientos s/n, 41092 Sevilla, Spain. E-mail: {irenesantos,murillo}@us.es

This work was partially funded by Spanish government (Ministerio de Economía y Competitividad TEC2016-78434-C3-R) and by the European Union (FEDER).

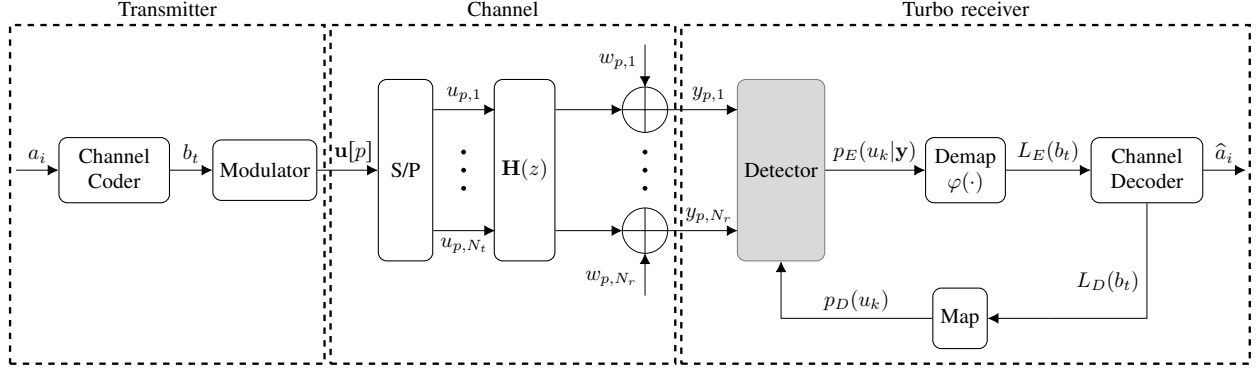


Fig. 1: System model for a MIMO architecture.

parameters used. Some simulations results are included in Section IV. Finally, we end with conclusions.

II. SYSTEM MODEL

The model of the communication system is included in Fig. 1 where N_t transmit antennas communicate to a receiver with N_r antennas. A turbo architecture of a soft MIMO detector is proposed. It can be divided into three parts: transmitter, channel model and turbo receiver.

A. Transmitter

The information bit vector, $\mathbf{a} = [a_1, \dots, a_K]^\top$, is encoded into the codeword $\mathbf{b} = [b_1, \dots, b_V]^\top$ with a code rate $R = K/V$. The codeword is partitioned into $N = \lceil V/\log_2 M \rceil$ blocks, $\mathbf{b} = [\mathbf{b}_1, \dots, \mathbf{b}_N]^\top$, where $\mathbf{b}_k = [b_{k,1}, \dots, b_{k,Q}]^\top$ and $Q = \log_2(M)$. This codeword is sent to the M-ary modulator, that obtains the block frames $\mathbf{u} = [u_1, \dots, u_N]^\top$, where each component $u_k = \mathcal{R}(u_k) + j\mathcal{I}(u_k) \in \mathcal{A}$. Hereafter, \mathcal{A} denotes the set of symbols of the constellation of order $|\mathcal{A}| = M$. These symbols are partitioned into P blocks of length N_t , $\mathbf{u} = [\mathbf{u}[1], \dots, \mathbf{u}[P]]^\top$, where $\mathbf{u}[p] = [u_{p,1}, \dots, u_{p,N_t}]^\top$. Each block is demultiplexed into N_t substreams through the serial to parallel (S/P) converter. Then, the block frames are transmitted over the channel.

B. Channel model

The channel is completely specified by the weights between each transmitting and receiving antenna, $h_{k,j}$ where $k = 1, \dots, N_r$ and $j = 1, \dots, N_t$, with $N_r \geq N_t$, and the known noise variance, σ_w^2 . The received signal $\mathbf{y} = [\mathbf{y}[1], \dots, \mathbf{y}[P]]^\top$, where $\mathbf{y}[p] = [y_{p,1}, \dots, y_{p,N_r}]^\top$, is given by

$$\mathbf{y}[p] = \mathbf{H}\mathbf{u}[p] + \mathbf{w}[p] \quad (1)$$

where

$$\mathbf{H} = \begin{bmatrix} h_{1,1} & \dots & h_{1,N_t} \\ h_{2,1} & \ddots & h_{2,N_t} \\ \vdots & \ddots & \vdots \\ h_{N_r,1} & \dots & h_{N_r,N_t} \end{bmatrix}, \quad (2)$$

and $\mathbf{w}[p] \sim \mathcal{N}(\mathbf{w}[p] : \mathbf{0}, \sigma_w^2 \mathbf{I})$ is a complex-valued additive white Gaussian noise (AWGN) vector. The channel matrix, \mathbf{H} , in (1) could evolve with time but, for simplicity, we will assume that the system is linear time invariant (LTI).

C. Turbo receiver

The posterior probability of the transmitted symbol vector $\mathbf{u}[p]$ given the whole vector of observations $\mathbf{y}[p]$ yields

$$p(\mathbf{u}[p]|\mathbf{y}[p]) = \frac{p(\mathbf{y}[p]|\mathbf{u}[p])p(\mathbf{u}[p])}{p(\mathbf{y}[p])} \propto \mathcal{CN}(\mathbf{y}[p] : \mathbf{H}\mathbf{u}[p], \sigma_w^2 \mathbf{I}) \prod_{k=1}^{N_t} p_D(u_{p,k}), \quad (3)$$

where the true prior returned by the decoder, $p_D(u_{p,k})$, is clearly non-Gaussian, but a non-uniform discrete distribution. If no information is available from the decoder, then the true prior is assumed to be equiprobable. In the following, the index p will be omitted to simplify the notation and ease the reading.

The extrinsic distribution computed by the detector is demapped and given to the decoder as extrinsic log-likelihood ratios,

$$L_E(b_{k,j}) = \log \frac{\sum_{u_k \in \mathcal{A} | b_{k,j}=0} p_E(u_k|\mathbf{y})}{\sum_{u_k \in \mathcal{A} | b_{k,j}=1} p_E(u_k|\mathbf{y})}. \quad (4)$$

The channel decoder computes an estimation of the information bit vector, $\hat{\mathbf{a}}$, and an extrinsic log-likelihood ratio (LLR) on the coded bits

$$L_D(b_t) = \log \frac{p(b_t = 0 | L_E(\mathbf{b}))}{p(b_t = 1 | L_E(\mathbf{b}))} - L_E(b_t). \quad (5)$$

These LLRs are again mapped and given to the detector as updated priors, $p_D(\mathbf{u})$. This process is repeated iteratively for a given maximum number of iterations, T , or until convergence.

III. THE NUBEP DETECTOR

The EP algorithm provides a feasible approximation to the posterior distribution, $p(\mathbf{u}|\mathbf{y})$, in (3) by a Gaussian approximation, $q^{[\ell]}(\mathbf{u})$, where the non-Gaussian terms, $p_D(u_k)$, are replaced by Gaussians denoted as $\tilde{p}_D^{[\ell]}(u_k)$. This approximated posterior factorizes as

$$q^{[\ell]}(\mathbf{u}) \propto p(\mathbf{y}|\mathbf{u}) \prod_{k=1}^{N_t} \tilde{p}_D^{[\ell]}(u_k) = \quad (6)$$

$$= \mathcal{CN}(\mathbf{y} : \mathbf{H}\mathbf{u}, \sigma_w^2 \mathbf{I}) \prod_{k=1}^{N_t} \mathcal{CN}(u_k : m_k^{[\ell]}, \eta_k^{[\ell]}) \quad (7)$$

and it is distributed according to a Gaussian given by

$$q^{[\ell]}(\mathbf{u}) \propto \mathcal{CN}(\mathbf{u} : \boldsymbol{\mu}^{[\ell]}, \mathbf{S}^{[\ell]}) \quad (8)$$

where

$$\mathbf{S}^{[\ell]} = \left(\sigma_w^{-2} \mathbf{H}^H \mathbf{H} + \text{diag}(\boldsymbol{\eta}^{[\ell]})^{-1} \right)^{-1}, \quad (9)$$

$$\boldsymbol{\mu}^{[\ell]} = \mathbf{S}^{[\ell]} \left(\sigma_w^{-2} \mathbf{H}^H \mathbf{y} + \text{diag}(\boldsymbol{\eta}^{[\ell]})^{-1} \mathbf{m}^{[\ell]} \right), \quad (10)$$

and $\boldsymbol{\eta}^{[\ell]} = [\eta_1^{[\ell]}, \dots, \eta_{N_t}^{[\ell]}]^\top$, $\mathbf{m}^{[\ell]} = [m_1^{[\ell]}, \dots, m_{N_t}^{[\ell]}]^\top$. Along S iterations, this algorithm obtains the value of the parameters $m_k^{[\ell]}$ and $\eta_k^{[\ell]}$ that allows the moments of the true posterior in (3) match the moments of its approximation in (8), i.e.,

$$\hat{p}^{[\ell]}(u_k) = q_E^{[\ell]}(u_k) p_D(u_k) \xleftrightarrow{\text{moment matching}} q_E^{[\ell]}(u_k) \hat{p}_D^{[\ell+1]}(u_k) \quad (11)$$

where $q_E^{[\ell]}(u_k)$ is an extrinsic marginal distribution computed as

$$q_E^{[\ell]}(u_k) = \frac{q^{[\ell]}(u_k)}{\hat{p}_D^{[\ell]}(u_k)} = \mathcal{CN}(u_k : z_k^{[\ell]}, v_k^{2[\ell]}), \quad (12)$$

$q^{[\ell]}(u_k) \sim \mathcal{CN}(u_k : \mu_k^{[\ell]}, s_k^{2[\ell]})$ is the k -th marginal of (8) and

$$z_k^{[\ell]} = \frac{\mu_k^{[\ell]} \eta_k^{[\ell]} - m_k^{[\ell]} s_k^{2[\ell]}}{\eta_k^{[\ell]} - s_k^{2[\ell]}}, \quad (13)$$

$$v_k^{2[\ell]} = \frac{s_k^{2[\ell]} \eta_k^{[\ell]}}{\eta_k^{[\ell]} - s_k^{2[\ell]}}. \quad (14)$$

The moment matching procedure in (11) is detailed in Algorithm 1, where the damping procedure and the control of negative variances proposed in [16]–[18] is also included. The whole EP procedure for a turbo detector is detailed in Algorithm 2, where S is the number of EP iterations and T the number of turbo iterations. Unlike [16]–[18], this algorithm uses the non uniform probability mass function (pmf) of the output of the decoder as priors in the moment matching. For this reason, we denote this approach as non-uniform block expectation propagation (nuBEP) detector.

A. EP parameters

The update of the EP solution is a critical issue due to instabilities, particularly for high-order modulations. In this subsection, we review the EP parameters used in related approaches [17], [19] and explain the ones used in this approach. Following [17], these parameters are: the minimum allowed variance (ϵ) and a control of negative variances, a damping procedure (β) and the number of EP iterations (S). The first two parameters determine the speed of the algorithm when arriving to a stationary solution and control instabilities. The computational complexity of the algorithm depends linearly with S .

In [17], the authors set $S = 10$ and introduced fast updates of EP solution by setting $\beta = 0.95$. To avoid instabilities due to the fast updates, they set a gradual decrease for the minimum variance, setting it to a high value during the

Algorithm 1 Moment Matching and Damping (MMD)

Given inputs: $\mu_{p_k}^{[\ell]}, \sigma_{p_k}^{2[\ell]}, z_k^{[\ell]}, v_k^{2[\ell]}, m_k^{[\ell]}, \eta_k^{[\ell]}$

1) Run moment matching: Set the mean and variance of the unnormalized Gaussian distribution

$$q_E^{[\ell]}(u_k) \cdot \mathcal{CN}(u_k : m_{k,new}^{[\ell+1]}, \eta_{k,new}^{[\ell+1]}) \quad (15)$$

equal to $\mu_{p_k}^{[\ell]}$ and $\sigma_{p_k}^{2[\ell]}$, to get the solution

$$\eta_{k,new}^{[\ell+1]} = \frac{\sigma_{p_k}^{2[\ell]} v_k^{2[\ell]}}{v_k^{2[\ell]} - \sigma_{p_k}^{2[\ell]}}, \quad (16)$$

$$m_{k,new}^{[\ell+1]} = \eta_{k,new}^{[\ell+1]} \left(\frac{\mu_{p_k}^{[\ell]}}{\sigma_{p_k}^{2[\ell]}} - \frac{z_k^{[\ell]}}{v_k^{2[\ell]}} \right). \quad (17)$$

2) Run damping: Update the values as

$$\eta_k^{[\ell+1]} = \left(\beta \frac{1}{\eta_{k,new}^{[\ell+1]}} + (1 - \beta) \frac{1}{\eta_k^{[\ell]}} \right)^{-1}, \quad (18)$$

$$m_k^{[\ell+1]} = \eta_k^{[\ell+1]} \left(\beta \frac{m_{k,new}^{[\ell+1]}}{\eta_{k,new}^{[\ell+1]}} + (1 - \beta) \frac{m_k^{[\ell]}}{\eta_k^{[\ell]}} \right). \quad (19)$$

if $\eta_k^{[\ell+1]} < 0$ then

$$\eta_k^{[\ell+1]} = \eta_k^{[\ell]}, \quad m_k^{[\ell+1]} = m_k^{[\ell]}. \quad (20)$$

end if

Output: $\eta_k^{[\ell+1]}, m_k^{[\ell+1]}$

first 4 iterations and then decreasing it exponentially, i.e., $\epsilon = 2^{-\max(\ell-4, 1)}$. However, we found that for large-size modulations and turbo schemes, the fast updates can provoke instabilities, as will be shown in Section IV. For this reason and following our proposal in [12], we let β start with a conservative value and increases it exponentially with the number of turbo iterations, $\beta = \min(\exp^{t/1.5}/10, 0.7)$, where $t \in [0, T]$ is the number of the current turbo iteration. This growth of β allows to reduce the number of EP iterations once the turbo procedure starts. We propose to reduce it from 10 in [17] to $S = 3$. We also set $\epsilon = 1e^{-8}$. Regarding the control of negative variances, we just update the EP solution when the computed variance is positive (see (20)), as proposed in [17].

On the other hand, in [19] they only compute one iteration of the EP procedure, i.e., they set $S = 1$. They did not introduce any damping or control of minimum variances. Regarding the control of negative variances, rather than keeping the previous estimate of the EP algorithm as in (20), they propose a different procedure: in case of negative variances they update the EP solution with the moments computed in step 3 of Algorithm 2, i.e.,

$$\eta_k^{[\ell+1]} = \sigma_{p_k}^{2[\ell]}, \quad m_k^{[\ell+1]} = \mu_{p_k}^{[\ell]}. \quad (23)$$

In Table I, we describe the values of the EP parameters used in the current proposal (nuBEP) and the other EP-based detectors in the literature.

IV. SIMULATION RESULTS

In this section we illustrate the performance of the proposed nuBEP turbo detector and compare its performance with

Algorithm 2 nuBEP Turbo Decoder for MIMO

Initialization: Set $p_D(u_k) = \frac{1}{M} \sum_{u \in \mathcal{A}} \delta(u_k - u)$ for $k = 1, \dots, N_t$

for $t = 1, \dots, T$ **do**

- 1) Compute the mean $m_k^{[1]}$ and variance $\eta_k^{[1]}$ as

$$m_k^{[1]} = \sum_{u \in \mathcal{A}} u \cdot p_D(u_k = u), \quad (21)$$

$$\eta_k^{[1]} = \sum_{u \in \mathcal{A}} (u - m_k^{[1]})^* (u - m_k^{[1]}) \cdot p_D(u_k = u). \quad (22)$$

for $\ell = 1, \dots, S$ **do**

for $k = 1, \dots, N_t$ **do**

- 2) Compute the k -th extrinsic distribution, $q_E^{[\ell]}(u_k)$, as in (12).
- 3) Obtain the distribution $\hat{p}^{[\ell]}(u_k) \propto q_E^{[\ell]}(u_k) p_D(u_k)$ and estimate its mean $\mu_{p_k}^{[\ell]}$ and variance $\sigma_{p_k}^{2[\ell]}$. Set a minimum allowed variance as $\sigma_{p_k}^{2[\ell]} = \max(\epsilon, \sigma_{p_k}^{2[\ell]})$.
- 4) Run the moment matching procedure in Algorithm 1 to obtain $m_k^{[\ell+1]}$ and $\eta_k^{[\ell+1]}$.

end for

end for

- 5) With the values $m_k^{[S+1]}, \eta_k^{[S+1]}$ obtained after the EP algorithm, calculate the extrinsic distribution $q_E^{[S+1]}(u_k)$ as in (12).
- 6) Demap the extrinsic distribution and compute the extrinsic LLR, $L_E(b_{k,j})$, as in (4).
- 7) Run the channel decoder to output $p_D(u_k)$.

end for

Output: Deliver $L_E(b_{k,j})$ to the channel decoder for $k = 1, \dots, N_t$ and $j = 1, \dots, Q$

Algorithm	ϵ	β	S
nuBEP	$1e^{-8}$	$\beta = \min(\exp^{t/1.5}/10, 0.7)$	3
EPD [17]	$2^{-\max(\ell-4, 1)}$	0.95	10
EP [19]	-	-	1

TABLE I: Values for the EP parameters after the turbo procedure.

the EP-based detector proposed in [17] and [19], that we will named EPD and MPEP, respectively. We also show the LMMSE performance. We do not include the SD [3], MCMC [5], GTA [6] or CHEMP [7] algorithms in the simulations because it has already been shown that EPD [17] quite outperforms these three approaches [15], [18]. The modulator uses a Gray mapping and a 128-QAM constellation. The results are averaged over 100 random channels and $1e^4$ random encoded words of length 4096 (per channel realization). A number of $T = 5$ turbo iterations were run. Each channel tap is independent and identically distributed (IID) Gaussian distributed with zero mean and variance equal to $1/L$. The absolute value of LLRs given to the decoder is limited to 5 in order to avoid very confident probabilities. A (3,6)-regular low-density parity-check (LDPC) of rate 1/2 is used, for a maximum of 100 iterations.

In Fig. 2 we show a system with $N_t = N_r = 6$ antennas. It

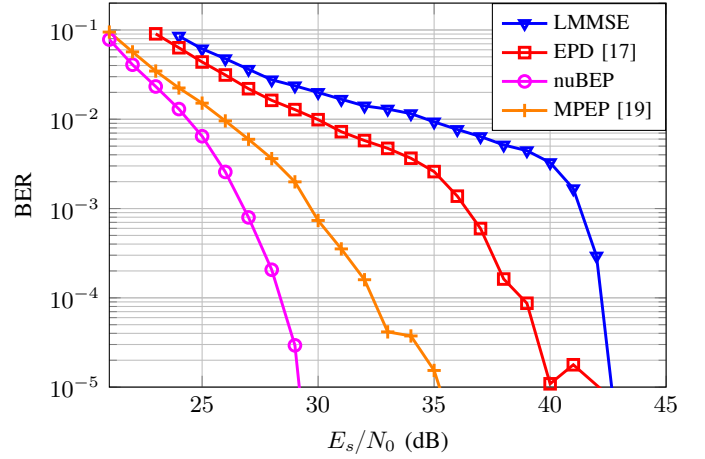


Fig. 2: BER along E_s/N_0 for nuBEP, EPD [17], MPEP [19] and LMMSE detectors, 128-QAM and averaged over 100 randomly channels in a 6×6 system after turbo 5 loops.

can be seen that EPD [17] improves the LMMSE performance but is far from nuBEP and MPEP. The reason is that the true prior used in the moment matching procedure is set to an uniform distribution, while we use a non-uniform one given by the output of the decoder, which better characterize the prior after the turbo feedback. The MPEP approach [19] quite outperforms both LMMSE and EPD because it uses a non-uniform prior. However, it does not achieve the performance of nuBEP because it just computes one iteration of the EP algorithm and does not use any damping procedure. Our approach, nuBEP, shows the more accurate and robust performance, due to its carefully chosen EP parameters, having gains of 14 dB and 6 dB with respect to the LMMSE and MPEP, respectively.

In Fig. 3 we increase the number of antennas to $N_t = N_r = 32$. In this scenario, the EPD approach shows instabilities at large E_s/N_0 since its parameters are not optimized for large-scale constellations and turbo schemes. Again, the best performance is obtained with our proposal, that has a remarkable improvement of 8 dB with respect to the LMMSE and of 1.5 dB compared to the MPEP algorithm.

V. CONCLUSION

We have proposed an EP-based turbo detector (nuBEP) for MIMO systems and large-size modulations where the optimal MAP algorithm is computationally unfeasible. The nuBEP detector quite outperforms the classical LMMSE and other EP-based detectors found in the literature. Specifically, it uses a non-uniform prior, rather than an uniform one as in [17]. This prior better characterizes the true prior used during the moment matching procedure of the EP algorithm once the turbo procedure has started. The proposed detector also optimizes its parameters to avoid some instabilities that appear at large E_s/N_0 and to reduce its complexity. Specifically, it reduces the number of EP iterations from 10 (used in [17]) to 3 after the feedback from the decoder. It also outperforms the EP detector in [19] since we include a different control of negative variances, a damping procedure and more EP iterations that let the algorithm achieve a more accurate solution. Simulations

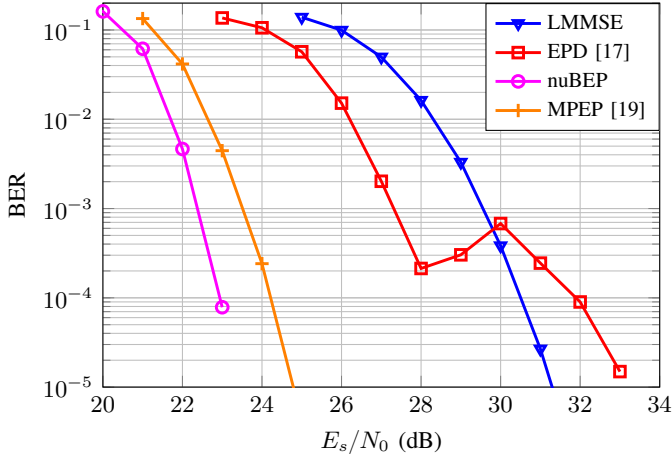


Fig. 3: BER along E_s/N_0 for nuBEP, EPD [17], MPEP [19] and LMMSE detectors, 128-QAM and averaged over 100 randomly channels in a 32×32 system after turbo 5 loops.

results show that the proposed nuBEP turbo detector has gains of 5-11 dB with respect to the EPD [17] and 1.5-6 dB compared to the MPEP [19].

REFERENCES

- [1] F. Rusek, D. Persson, B. K. Lau, E. G. Larsson, T. L. Marzetta, O. Edfors, and F. Tufvesson, "Scaling up mimo: Opportunities and challenges with very large arrays," *IEEE Signal Processing Magazine*, vol. 30, no. 1, pp. 40–60, Jan 2013.
- [2] C. Berrou, *Codes and turbo codes*, ser. Collection IRIS. Springer Paris, 2010.
- [3] C. Studer, A. Burg, and H. Bolcskei, "Soft-output sphere decoding: algorithms and vlsi implementation," *IEEE Journal on Selected Areas in Communications*, vol. 26, no. 2, pp. 290–300, February 2008.
- [4] R. Wang and G. B. Giannakis, "Approaching mimo channel capacity with soft detection based on hard sphere decoding," *IEEE Transactions on Communications*, vol. 54, no. 4, pp. 587–590, April 2006.
- [5] T. Datta, N. A. Kumar, A. Chockalingam, and B. S. Rajan, "A novel monte-carlo-sampling-based receiver for large-scale uplink multiuser mimo systems," *IEEE Transactions on Vehicular Technology*, vol. 62, no. 7, pp. 3019–3038, Sept 2013.
- [6] J. Goldberger and A. Leshem, "Mimo detection for high-order qam based on a gaussian tree approximation," *IEEE Transactions on Information Theory*, vol. 57, no. 8, pp. 4973–4982, Aug 2011.
- [7] T. L. Narasimhan and A. Chockalingam, "Channel hardening-exploiting message passing (chemp) receiver in large-scale mimo systems," *IEEE Journal of Selected Topics in Signal Processing*, vol. 8, no. 5, pp. 847–860, Oct 2014.
- [8] T. P. Minka, "A family of algorithms for approximate Bayesian inference," Ph.D. dissertation, Massachusetts Institute of Technology, 2001.
- [9] M. Seeger, "Expectation propagation for exponential families," *Univ. Calif., Berkeley, CA, USA, Tech. Rep.*, 2005.
- [10] I. Santos, J. J. Murillo-Fuentes, R. Boloix-Tortosa, E. Arias-de-Reyna, and P. M. Olmos, "Expectation propagation as turbo equalizer in ISI channels," *IEEE Trans. on Communications*, vol. 65, no. 1, pp. 360–370, Jan 2017.
- [11] I. Santos, J. J. Murillo-Fuentes, E. Arias-de-Reyna, and P. M. Olmos, "Probabilistic equalization with a smoothing expectation propagation approach," *IEEE Trans. on Wireless Communications*, vol. 16, no. 5, pp. 2950–2962, May 2017.
- [12] —, "Turbo EP-based equalization: a filter-type implementation," *IEEE Trans. on Communications*, Sep 2017. Accepted.
- [13] Y. Qi and T. Minka, "Window-based expectation propagation for adaptive signal detection in flat-fading channels," *IEEE Trans. on Wireless Communications*, vol. 6, no. 1, pp. 348–355, Jan 2007.
- [14] —, "Expectation propagation for signal detection in flat-fading channels," in *IEEE International Symposium on Information Theory, 2003. Proceedings.*, June 2003, pp. 358–358.
- [15] J. Céspedes, P. M. Olmos, M. Sánchez-Fernández, and F. Pérez-Cruz, "Expectation propagation detection for high-order high-dimensional MIMO systems," *IEEE Trans. on Communications*, vol. 62, no. 8, pp. 2840–2849, Aug 2014.
- [16] J. Céspedes, P. M. Olmos, M. Sánchez-Fernández, and F. Pérez-Cruz, "Improved performance of LDPC-coded MIMO systems with EP-based soft-decisions," in *Proc. IEEE International Symposium on Information Theory (ISIT)*, Jun 2014, pp. 1997–2001.
- [17] J. Céspedes, P. M. Olmos, M. Sánchez-Fernández, and F. Pérez-Cruz, "Probabilistic MIMO symbol detection with expectation consistency approximate inference," *IEEE Trans. on Vehicular Technology*, Sep 2017. Accepted.
- [18] J. Céspedes, "Approximate inference in massive MIMO scenarios with moment matching techniques," Ph.D. dissertation, Universidad Carlos III de Madrid, Jan 2017.
- [19] M. Senst and G. Ascheid, "How the framework of expectation propagation yields an iterative IC-LMMSE MIMO receiver," in *Proc. IEEE Global Telecommunications Conference (GLOBECOM)*, Dec 2011, pp. 1–6.