

# A stochastic SIR model on a graph with epidemiological and population dynamics occurring over the same time scale

Pierre Montagnon<sup>1,2</sup>

July 29, 2022

## Abstract

We define and study an open stochastic SIR model on a graph in order to describe the spread of an epidemic on a cattle trade network with epidemiological and demographic dynamics occurring over the same time scale. Entries are assumed to be density-dependent with a constant component, the amplitude of which determines the overall scale of the population process. Standard branching approximation results for the epidemic process are first given, along with a numerical computation method for the probability of a major epidemic outbreak. This procedure is illustrated using real data on trade-related cattle movements from a densely populated livestock farming region in western France (Finistère) and epidemiological parameters corresponding to an infectious epizootic disease. In a second time, we exhibit an exponential lower bound for the total size of the epidemic in the stable endemic case as a scaling parameter goes to infinity using the Freidlin-Wentzell theory of large deviations from a dynamical system.

**Keywords:** multitype SIR model, epidemic and demography over the same time scale, continuous-time multitype branching processes, Markovian process, major outbreak probability, basic reproduction number, real network, epidemic final size, endemicity

## 1 Introduction

Animal movements are a major vector of epidemic propagation between cattle holdings at large spatial scales. The large amount of data collected by European authorities over the last two decades [48, 17] makes it possible to track the position over time of every single piece of cattle within national territories, allowing to design and calibrate models for pathogen spread [20, 39]. For some diseases, modelling the propagation of an epidemic on a cattle trade network requires taking into account demographic and epidemiological dynamics occurring at the same time scale. Mathematically, this involves coupling epidemiological multitype stochastic processes [1, 5, 12] with demographic models [37, 36, 2] with births, movements between nodes and deaths (that we should refer to as *open* demographic models). In the SIR case, it has been shown [36, 2, 45, 44] that such models differ from their demography-free counterparts in that they allow for endemicity, that is, for the persistence of an epidemic over a given

---

<sup>1</sup> CMAP, École Polytechnique, Route de Saclay, 91128 Palaiseau Cedex, France.

<sup>2</sup> MaIAGE, INRA, Université Paris-Saclay, 78350 Jouy-en-Josas, France.

threshold for a long period of time. The probability of a major epidemic outbreak [1, 12, 35] to occur and the expected total size of an epidemic in the case of a major outbreak are therefore essential quantities of interest in the study of the epidemic process, especially from a control perspective.

There is a great amount of literature about dynamical epidemics on a contact network. While many authors consider individuals as nodes (e.g. [7, 16]), some think of nodes — or *types* — as sub-populations [5, 6, 35], which results in coupling epidemiological and metapopulation models. In the latter case, intra-nodal population dynamics related to births or deaths are seldom taken into account, thus yielding fixed-size models in which individuals may [35, 5] or may not [6] move across nodes. According to cases, infectives may or may not make infectious contacts with individuals from other nodes.

Some authors consider open demographic dynamics coupled with epidemiological processes but mostly deal with unitype models [36, 2, 37] — that is, with one single, uniformly mixing population. Moreover, although most of such models either rely on a population process with density-proportional [37, 13] or constant [36, 2, 45, 44] entry rates, the specific modelling of livestock demographic dynamics requires to account both for malthusian population growth and imports to the area under study, so we want to introduce both a population-proportional birth component and a constant immigration component for entry rates. The specification we choose is reminiscent of a few previous papers. [10] performed a numerical analysis of a monotype model ( $n = 1$ ) only differing from ours by the possibility of vertical health status transmission. Close deterministic counterparts for our stochastic model can be found in [30, 28, 42, 28, 33, 34].

In the present paper, we will see cattle holdings as the nodes of a directed graph, the edges of which are formed by trade paths between nodes. We consider an open, multitype population process on this graph with state-dependent, affine birth rates. Such a process, that is reminiscent of stochastic metapopulation models [46], is a multitype continuous-time branching process [32, 3, 4] with immigration, which leads to strong stability properties under a mild subcriticality assumption. Our second modelling step is to define an individual-based SIR multitype process [5, 6, 35] within the network nodes. Each node will be endowed with its proper epidemic-related parameters and may receive or send susceptible, infective or removed individuals. We only consider one local level of mixing: infectives may only make infectious contacts with individuals from the same node. Movements between nodes are therefore the only reason for the spread of the epidemic across nodes (this setting being referred to as a *dynamical epidemic model* in [35]).

Our next step (Section 3.1) is to generalize closed-population branching approximation results [1, 12, 35] to our setting as a population scaling parameter goes to infinity. We define the basic reproduction number  $R_0$  for the epidemic process and compute the associated major outbreak probability, using and refining in our Markovian framework a procedure put forward by [35]. This allows for a numerical application using data on the Finistère cattle trade network from the French National Identification Database (BDNI) in Section 3.2.

Finally, we will discuss the behavior of the epidemic process in the case of a major outbreak (Section 4). We will exhibit a lower bound for the maximal number of infectives on the course of the epidemic and use it to derive an exponential lower bound for the expected final size of the epidemic in the case where the associated dynamical system admits an endemic equilibrium using the Freidlin-Wentzell theory for large deviations. The latter bound is the main result of this paper, and we have strong cause to believe that it gives the right magnitude order for the epidemic final size. It fundamentally differs

from those derived fixed-size models (where the final size of the epidemic has to be lower than the population total size) and illustrates the role of population renewal in the persistence of an endemic disease.

Let  $n \geq 1$ . In the rest of the paper, we shall write  $\cdot$  for the usual scalar product,  $\|\cdot\|_i$  for  $l_1$ -norms if  $i = 1$ , Euclidean norms if  $i = 2$  and uniform norms if  $i = \infty$ ,  $\mathcal{B}_i(x, \delta)$  for the open ball with center  $x$  and radius  $\delta$  for  $\|\cdot\|_i$  and  $\text{diag}(\lambda_1, \dots, \lambda_n)$  for the diagonal matrix of  $\mathcal{M}_n(\mathbb{R})$  with diagonal coefficients  $\lambda_1, \dots, \lambda_n$ . Finally, the  $i$ -th coordinate of vector  $x$  will be denoted as  $x_i$ . All processes will be assumed to be defined on a unique measurable space  $(\Omega, \mathcal{A})$ .

## 2 Model setting

Modelling choices will be guided by empirical observations from the BDNI. This database traces back the path of every piece of cattle within the French territory [17, 40]. From this database we extracted information corresponding to a densely populated livestock farming region in western France (Finistère), for 2015. The 2015 Finistère exchange subnetwork we consider in this paper (see Figure 1) contains 4,183 vertices and 10,036 edges. It consists of 4,163 farms (with internal population dynamics) and commercial operators, 3 markets and 17 assembly centers (without internal population dynamics) exchanging for a total of 118,311 animals, receiving 55,325 from the outside and sending 241,747 to nodes outside of Finistère or slaughterhouses (these movements being considered as deaths). The average total population on the network over the year is 424,385. These numbers are quite large, which motivates the introduction of some scaling parameter.

### 2.1 The population model

We first define a  $\mathbb{Z}_+^n$ -valued population process  $(X_t)_{t \geq 0}$  modelling the population dynamics and state a condition (Assumption 1) ensuring its convergence in distribution to an invariant probability at a geometric speed (Proposition 1). We then investigate on the domain of validity of the approximation of the scaled population process by the deterministic solution of a linear ODE (Propositions 2 and 3).

We model the population dynamics using a  $\mathbb{Z}_+^n$ -valued multitype continuous-time branching process with immigration. At any population state  $x = (x_1, \dots, x_n) \in \mathbb{Z}_+^n$ , the inflow rate in node  $i$  is  $B_i + b_i x_i$  and the death rate in node  $i$  is  $d_i x_i$  with  $b_i, B_i, d_i \in \mathbb{R}_+$ . The  $b_i x_i$  might be considered as Malthusian birth rates and the  $B_i$  as constant import rates.

Data suggest that the temporal rate of transfers between agents also are size-dependent. Now their amplitude is bounded because of transportation constraints and does not vary much empirically, so we set it to be unitary and define the transfer rate from node  $i$  to node  $j$  at population state  $x$  as  $\theta_{i,j} x_i$  with  $\theta_{i,j} \geq 0$ .

Let  $x_0 \in \mathbb{R}_+^n$ . For any  $N > 0$ , define  $(X^N(t))_{t \geq 0}$  as a  $\mathbb{Z}_+^n$ -valued jump process with initial value  $X^N(0) = x_0^N := \lfloor N x_0 \rfloor$  and the following transition rates under  $\mathbb{P}$ :

Transition	Rate at state $x$	
$x \rightarrow x + e_i$	$N B_i + b_i x_i$	(1)
$x \rightarrow x - e_i$	$d_i x_i$	
$x \rightarrow x - e_i + e_j$	$\theta_{i,j} x_i$	

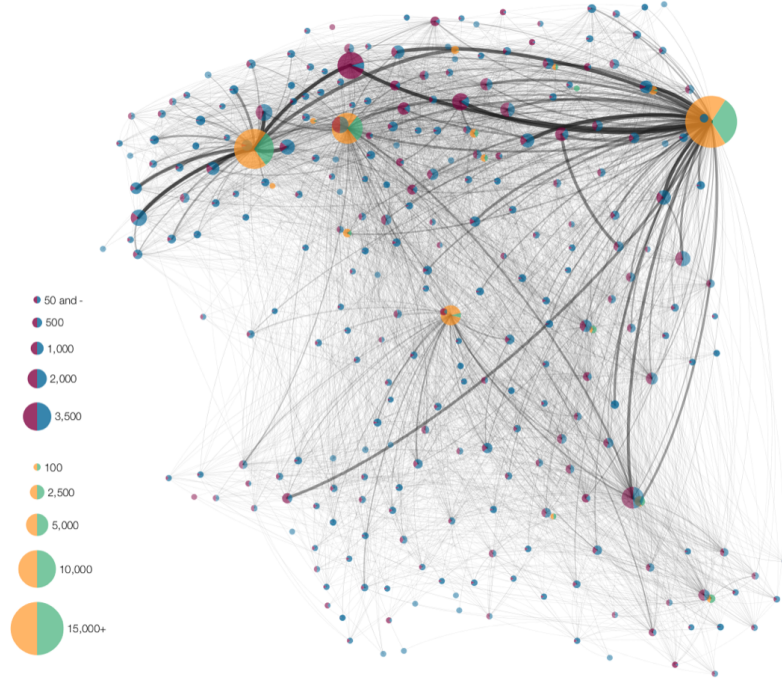


Figure 1: Geographical location of exchanging holdings of Finistère (a Western region of France densely populated with cattle) in 2015, aggregated at the commune level. The size of a node represents its mean population over the year. Colours on the nodes represent the share of buying (orange for operators and red for farms) and selling (green for operators and blue for farms). The edges represent the existence of a movement between two holdings in the dataset, with their width indicative of the observed trading volume along this edge. The picture is courtesy of Gaël Beaunée.

where  $(e_1, \dots, e_n)$  is the canonical basis of  $\mathbb{R}^n$ . All  $X^N$  are assumed to be built using a single set of independent, homogeneous Poisson processes with rate 1 and random time changes (see page 326 of [18]). If  $x \in \mathbb{Z}_+^n$  and if  $\mu$  is a probability distribution on  $\mathbb{Z}_+^n$ , we will use the classical notations  $\mathbb{P}_x$  and  $\mathbb{P}_\mu$  to denote probabilities on  $(\Omega, \mathcal{A})$  under which, for any  $N > 0$ ,  $X^N(0)$  has respective distributions  $\delta_x$  and  $\mu$ . Associated expectations will be denoted by  $\mathbb{E}_x$  and  $\mathbb{E}_\mu$ .

It can easily be shown that  $X^N$  is non-explosive, that is,  $X^N$  is properly defined over  $\mathbb{R}_+$  with probability 1 for any initial value  $x_0 \in \mathbb{Z}_+^n$ .

From now on, we will assume that the directed graph with vertex set  $\{1, \dots, n\}$  and edge set  $\{(i, j) \mid \theta_{i,j} > 0\}$  is fully connected, so that any individual born in node  $i$  can get to node  $j$  with positive probability during its life.

In our framework, immigration in node  $i$  occurs at rate  $NB_i$ , and individuals in node  $i$  give birth at rate  $b_i$ , die at rate  $d_i$  and move to node  $j$  at rate  $\theta_{i,j}$ , independently from other individuals in the network. The lineage of a single individual is a branching process with transition rates given by (1) with the  $B_i$  replaced by 0. Once they enter the system, individuals give birth to independent lineages that do not interact, so the typical size of the population process is proportional to the mean vector of immigrants per unit of time (that is,  $B = (B_1, \dots, B_n)$ ).

We wish to model populations that are stable over time, so it is clear that this branching process must not tend to infinity with positive probability, that is, we do not want it to be supercritical. We impose

a slightly stronger condition — subcriticality — to make sure that the first moment of the population process does not go to infinity. From now on, we will assume the following condition to hold:

**ASSUMPTION 1** (SUBCRITICALITY OF THE IMMIGRATION-FREE POPULATION BRANCHING PROCESS). — *The eigenvalues of*

$$A = \begin{pmatrix} b_1 - d_1 - \sum_{j \neq 1} \theta_{1,j} & \theta_{2,1} & \cdots & \theta_{n,1} \\ \theta_{1,2} & b_2 - d_2 - \sum_{j \neq 2} \theta_{2,j} & \ddots & \vdots \\ \vdots & \ddots & \ddots & \theta_{n,n-1} \\ \theta_{1,n} & \cdots & \theta_{n-1,1} & b_n - d_n - \sum_{j \neq n} \theta_{n,j} \end{pmatrix}$$

*have negative real parts.*

We may then state our first convergence result for the population process. Although it is a continuous-time version of standard results for discrete-time multitype branching processes with immigration, we could not find the exact same statement in the existing literature. We present its proof in the Appendix.

**PROPOSITION 1.** — *Let  $N > 0$ .  $X^N$  is positive recurrent and  $(\|\cdot\|_1 + 1)$ -exponentially ergodic, that is, the invariant probability  $\pi$  of  $X^N$  has a finite first-order moment and there exist  $\beta \in (0, 1)$  and  $\lambda \in (0, +\infty)$  independent from the choice of  $x_0$  such that:*

$$\forall t \geq 0, \quad \sup_{|g| \leq \|\cdot\|_1 + 1} \left| \mathbb{E}_{x_0}(g(X^N(t))) - \int g d\pi \right| \leq \lambda(\|x_0\|_1 + 1)\beta^t$$

*where the supremum is taken over all measurable functions  $g : \mathbb{Z}_+^n \rightarrow \mathbb{C}$  such that  $|g(x)| \leq \|x\|_1 + 1$  for all  $x \in \mathbb{Z}_+^n$ . Moreover,*

$$\lim_{t \rightarrow +\infty} \mathbb{E}_{x_0}(X^N(t)) = \int x d\pi(x) = -NA^{-1}B$$

Just as expected, the limiting average population size  $-NA^{-1}B$  is proportional to the scaling factor  $N$ .

We are interested in the behavior of our process as  $N$  tends to infinity. The mean equilibrium value  $z^* = -A^{-1}B$  of  $X^N/N$  does not depend on  $N$ , and as  $N$  grows we expect the scaled superimposition of independent lineages to get smoother (see Figure 2). Standard results on scaling limits of density dependent population processes can be found in [18] and show that we may indeed approximate  $X^N/N$  using Brownian deviations from a deterministic process on finite time intervals as  $N$  tends to infinity. The following law of large numbers is a direct consequence of Theorem 2.1 from Chapter 11 of [18].

**PROPOSITION 2** (LAW OF LARGE NUMBERS FOR THE POPULATION PROCESS). — *Define  $z$  as the solution of the Cauchy problem  $z' = Az + B$  with  $z(0) = x_0$ , that is,*

$$\begin{aligned} z : \mathbb{R} &\longrightarrow \mathbb{R}^n \\ t &\longmapsto e^{tA}(A^{-1}B + x_0) - A^{-1}B \end{aligned}$$

*For any  $T \geq 0$ ,*

$$\mathbb{P} \left( \lim_{N \rightarrow +\infty} \sup_{t \in [0, T]} \left\| \frac{X^N(t)}{N} - z(t) \right\|_\infty = 0 \right) = 1$$

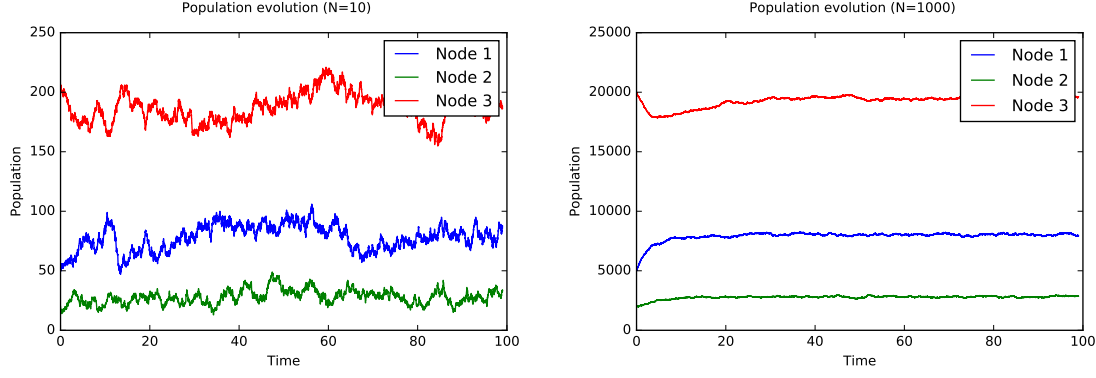


Figure 2: Simulated population evolution for  $N = 10$  and  $N = 1000$  with parameters  $n = 3$ ,  $\tilde{x}_0 = (5, 2, 20)$ ,  $\tilde{B} = (1, .5, .5)$ ,  $d = (.1, .2, .1)$ ,  $b = (.1, .05, .2)$ ,  $\theta_{1,2} = \theta_{1,3} = .2$ ,  $\theta_{2,1} = .1$ ,  $\theta_{2,3} = .5$ ,  $\theta_{3,1} = .1$  and  $\theta_{3,2} = 0$ .

The deterministic process  $z = (z(t))_{t \geq 0}$  quickly converges to its equilibrium value  $z^* := -A^{-1}B$ . When coupling further dynamics with the population process, it is therefore common to consider that the latter starts from a quasi-equilibrium position, that is, from some point close to  $z^*$ . The following result provides bounds for population fluctuations over very large time intervals for such initial conditions, which will prove useful to describe the early phase of the epidemic in the next section. Its proof is based on the Freidlin-Wentzell theory of large deviations from a deterministic approximation and can be found in the Appendix.

**PROPOSITION 3** (LARGE DEVIATIONS FOR THE POPULATION PROCESS). — *Let  $\varepsilon \in (0, \|z^*\|_\infty)$  and denote by  $\tau_\varepsilon^N$  the hitting time of the boundary  $\partial \mathcal{B}_2(z^*, \varepsilon)$  of  $\mathcal{B}_2(z^*, \varepsilon)$  by  $X^N/N$ . There exists  $\alpha_0 > 0$  such that for any  $\alpha > 0$ :*

$$\forall x \in \mathcal{B}_2(z^*, \varepsilon), \quad \lim_{N \rightarrow +\infty} \mathbb{P}_{[Nx]} (e^{(\alpha_0 - \alpha)N} < \tau_\varepsilon^N < e^{(\alpha_0 + \alpha)N}) = 1$$

The  $\alpha_0$  constant above is the *exit cost* from  $\mathcal{B}_2(z^*, \varepsilon)$  starting from  $z^*$  for the dynamical system  $y' = Ay + B$ , that is, the minimal value of the quasipotential for this system with respect to  $z^*$  on the boundary of this ball (see [19], and see the proof of Proposition 3 for an expression of the quasipotential).

## 2.2 The epidemic model

We now define a stochastic SIR model for the spread of an epidemic within and between nodes, then generalize a standard finite-time convergence result to a branching process as  $N$  goes to infinity.

For any  $i$  and  $t$ , the population  $X_i^N(t)$  of the  $i$ -th node at time  $t$  is divided into three subpopulations:  $S_i^N(t)$  susceptibles,  $I_i^N(t)$  infectives and  $R_i^N(t)$  removed individuals. Movements between nodes, births and deaths — that is, population dynamics — are assumed to be independent from health status. All individuals entering the system, either by birth or immigration, are assigned the susceptible status — so we exclude vertical disease transmission or importation of infective individuals, although this assumption might be relaxed without technical complications. When alive and in node  $i$ , each infected individual makes an infectious contact with a uniformly drawn individual from node  $i$  at rate  $\beta_i$ . Such contacts may only occur within a given node, so an infective from node  $i$  cannot make an infectious contact with an individual from node  $j$  if  $i \neq j$ . Contacted individuals that were still susceptible get infected; otherwise their status does not change. Independently, infectious individuals alive in node  $i$

recover at rate  $\gamma_i$  and are then removed. All transitions are again assumed to be realized using a single set of independent Poisson processes that is the same for all values of  $N$  and random time changes (see again [18] and also [12] for an explicit construction).

Let us write the canonical base of  $\mathbb{R}^{3n}$  as  $(e_s^1, \dots, e_s^n, e_i^1, \dots, e_i^n, e_r^1, \dots, e_r^n)$ . We now consider for each  $N > 0$  a  $(\mathbb{Z}_+^n)^3$ -valued pure jump process  $(S_i^N(t), I_i^N(t), R_i^N(t))_{t \geq 0}$  defined on  $(\Omega, \mathcal{A})$  and described by the following transition rates under  $\mathbb{P}$ :

Transition	Rate at state $x$
$(s, i, r) \rightarrow (s, i, r) + e_s^j$	$Nb_j + b_j(s^j + i^j + r^j)$
$(s, i, r) \rightarrow (s, i, r) - e_s^j$	$d_j s^j$
$(s, i, r) \rightarrow (s, i, r) - e_i^j$	$d_j i^j$
$(s, i, r) \rightarrow (s, i, r) - e_r^j$	$d_j r^j$
$(s, i, r) \rightarrow (s, i, r) + e_s^k - e_s^j$	$\theta_{j,k} s^j$
$(s, i, r) \rightarrow (s, i, r) + e_i^k - e_i^j$	$\theta_{j,k} i^j$
$(s, i, r) \rightarrow (s, i, r) + e_r^k - e_r^j$	$\theta_{j,k} r^j$
$(s, i, r) \rightarrow (s, i, r) + e_i^j - e_s^j$	$\beta_j \frac{i^j s^j}{i^j + s^j + r^j}$
$(s, i, r) \rightarrow (s, i, r) + e_r^j - e_i^j$	$\gamma_j i^j$

and such that  $S^N(t) + I^N(t) + R^N(t) = X^N(t)$  for all  $t \geq 0$ .

Given the application we consider, we are interested in describing the behavior of an epidemic started by a small number of individuals, so we do not assume  $I^N(0)$  to be proportional to  $N$ . We will instead consider that  $\mathbb{P}$ -almost surely

$$I^N(0) = i_0, \quad S^N(0) = x_0^N - i_0 = \lfloor Nx_0 \rfloor - i_0 \quad \text{and} \quad R^N(0) = 0$$

with a fixed  $i_0 \in \mathbb{Z}_+^n \setminus \{0\}^n$ .

It is not difficult to see that  $I^N$  almost surely reaches 0 within finite time since  $X^N = S^N + I^N + R^N$  is positive recurrent and all states of  $\mathbb{Z}_+^{3n}$  lead to  $\mathbb{Z}_+^n \times \{0\}^n \times \mathbb{Z}_+^n$  with positive probability. However, we may picture situations in which the epidemic dies within its first stages and others where it spreads widely (possibly within one single node at first, then across a large portion of the graph) before going extinct, which we will refer to as epidemic major outbreaks. Our concern is to evaluate the probability for major outbreaks to happen and to quantify the final size<sup>1</sup> of the epidemic in such cases.

Theorem 4 below is a generalization of Theorem 2.1 of [12] and Theorem 3.3 of [37] to our multitype open setting with density-dependent population inflow. It relies on the idea that if  $N$  is large, the early stages of the epidemic look like a branching process because the probability for the first infectives of drawing non-susceptible individuals to make contact with vanishes (see [9, 24, 8]). The "birth" of an individual in this branching process corresponds to the infection of a susceptible by an infective, while the "death" of an individual means either the actual death or the recovery of the corresponding infective for the epidemic process.

<sup>1</sup>It is sufficient for our purpose to define the *final size* of  $I^N$  as the total number of upward jumps of  $\|I^N\|_1$ .

**THEOREM 4** (FINITE-TIME CONVERGENCE TO A BRANCHING PROCESS). — *There exists a  $\mathbb{Z}_+^n$ -valued continuous-time multitype branching process  $(I'(t))_{t \geq 0}$  with  $I'(0) = i_0$  describing a population of individuals moving from node  $i$  to node  $j$  at rate  $\theta_{i,j}$  and, while in node  $i$ , giving birth at rate  $\beta_i$  and dying at rate  $d_i + \gamma_i$ , such that for any  $T \geq 0$ :*

$$\exists N_0 \in \mathbb{N}^* : \forall N \geq N_0, \forall u \in [0, T], \quad I^N(u) = I'(u)$$

$\mathbb{P}$ -almost surely.

*In particular, if  $\tau^N$  (resp.  $Z^N$ ) denotes the extinction time (resp. final size) of the epidemic and  $\tau'$  (resp.  $Z'$ ) that of the branching process, then*

$$\tau^N \xrightarrow{N \rightarrow +\infty} \tau' \quad \text{and} \quad Z^N \xrightarrow{N \rightarrow +\infty} Z'$$

$\mathbb{P}$ -almost surely.

Note that the  $N \rightarrow +\infty$  approximation consists in considering that susceptibles are infinitely numerous, which explains why the birth parameters  $b_i$  and  $B_i$  do not enter the definition of the limiting branching process.

The difference between our setting and that of [12] is twofold: on the one hand, we consider varying infection and recovery rates  $\beta_i$  and  $\gamma_i$ , and on the other hand we take demographics into account by allowing for immigration, births and deaths. Yet the proof of [12] adapts well to varying infection and recovery rates, and our Theorem 2 suggests that the influence of demographics on the transition rates is negligible on finite time intervals as  $N$  goes to infinity. The latter observation guides the following proof of Theorem 4.

**PROOF OF THEOREM 4** — The same proof as that of Theorem 2.1 of [12] applies, replacing  $\beta m$  by  $\beta_j z^j(s)$  in the definition of  $\tilde{\beta}_j(s)$ ,  $(\pi \exp(Rs))_j$  by  $z^j(s)$  wherever it appears,  $\tilde{X}_j(s)$  by  $X_j^N(s)$  and letting the infectious period (or equivalently, the recovery rate) be node-dependent.

To see that the last convergence result holds, write that with probability 1,

$$\forall T \geq 0, \quad \exists N_0 \in \mathbb{N}^* : \forall N \geq N_0, \forall u \in [0, T], \quad I^N(u) = I'(u)$$

so

$$\exists N_0 \in \mathbb{N}^* : \forall N \geq N_0, \forall u \in [0, \tau'], \quad I^N(u) = I'(u) \text{ (so } \tau^N = \tau' \text{ and } Z^N = Z')$$

almost surely on the part of the sample space where  $\tau' < +\infty$  and  $Z' < +\infty$  (note that  $N_0$  is random since it intrinsically depends on the value of  $\tau$ ). On the other part of the sample space,  $\tau' = +\infty$  so  $Z' = +\infty$  (recall that Assumption 1 entails that deaths do occur at positive rate as long as the total population is not zero, so an infinite amount of new births for the branching process  $I'$  have to occur if we want  $\tau'$  to be infinite) and almost surely,

$$\forall T \geq 0, \quad \exists N_0 \in \mathbb{N}^* : \forall N \geq N_0, \quad I^N(T) = I'(T) > 0 \quad (\text{so } \tau^N > T) \text{ and } Z_T^N = Z'_T$$

where  $Z_T^N$  and  $Z'_T$  are the number of upward jumps of  $\|I\|_1$  and  $\|I'\|_1$  before time  $T$ . This entails

$$\lim_{N \rightarrow +\infty} \tau^N = +\infty \quad \text{and} \quad \lim_{N \rightarrow +\infty} Z^N = Z' = +\infty$$



almost surely in this part of the sample space since  $Z_T^N$  and  $Z_T'$  are increasing in  $T$ .  $\square$

Following traditional terminology (see Chapter 4 of [1]), we will say that the epidemic undergoes a minor outbreak when the branching process  $I'$  goes extinct and a major outbreak if it does not. As Theorem 4 indicates, the epidemic's extinction time and final size are of the same order of those of the branching process in the minor outbreak case and tend to infinity with  $N$  in the major outbreak case. The next section is devoted to computing the probability that a major outbreak occurs.

### 3 The basic reproduction number and major outbreak probability

A classical quantity of interest when trying to evaluate the major outbreak probability in a SIR model is the basic reproduction number  $R_0$  that roughly represents the mean number of susceptibles an average infective can contaminate in the early stages of the epidemic within an initially fully susceptible population. In the one-dimensional case, standard branching process theory shows that major outbreaks may occur with positive probability if and only if  $R_0 > 1$  [4, 1], which is also the condition for the epidemic not to go extinct in the corresponding deterministic model [25, 1, 11]. In the multi-type case, the relevant definition for  $R_0$  is the highest eigenvalue of the mean offspring matrix for the branching process (see Chapter V of [4] or [3]). Note that all sources cited here deal with branching processes with splitting at death, but it is easy to see that their results transpose to our setting. In this section, we derive a computation method for  $R_0$  and the major outbreak probability, then apply it to a real network using our BDNI data subsample.

#### 3.1 $R_0$ and major outbreak probability computation

We start with the following Proposition:

**PROPOSITION 5** (EXPECTED OFFSPRING AND (SUB)CRITICALITY CONDITION FOR  $I'$ ). — *For any  $i, j \in \{1, \dots, n\}$ , let  $W_{i,j}$  denote the offspring in node  $j$  of an individual born in node  $i$  in the branching process described by  $I'$ . Also set  $\Sigma_i = \gamma_i + d_i + \sum_{j \neq i} \theta_{i,j}$  for any  $i \in \{1, \dots, n\}$ . Let  $\Theta$  be the  $n \times n$  matrix defined by  $\Theta_{i,j} = \theta_{i,j}$  if  $i \neq j$  and  $\theta_{i,i} = 0$ . Then the matrix  $C = (\mathbb{E}(W_{i,j}))_{1 \leq i, j \leq n}$  writes*

$$C = (\text{diag}(\Sigma_1, \dots, \Sigma_n) - \Theta)^{-1} \text{diag}(\beta_1, \dots, \beta_n)$$

*Let  $R_0$  denote the highest real eigenvalue of  $C$ . If  $R_0 \leq 1$ , then the major outbreak probability is 0. If  $R_0 > 1$ , then this probability is strictly positive and equals  $1 - \prod_{k=1}^n q_k^{i_0^k}$ , where  $q = (q_1, \dots, q_n)$  is the only fixed point in  $[0, 1]^n$  of*

$$\begin{aligned} G: [0, 1]^n &\longrightarrow [0, 1]^n \\ s = (s_1, \dots, s_n) &\longmapsto \left( \mathbb{E} \left[ \prod_{j=1}^n s_j^{W_{1,j}} \right], \dots, \mathbb{E} \left[ \prod_{j=1}^n s_j^{W_{n,j}} \right] \right) \end{aligned}$$

*Moreover, the iterated sequence  $(G^k(s))_{k \geq 0}$  converges to  $q$  for any  $s \in [0, 1]^n$ .*

**PROOF OF PROPOSITION 5** — Although it is of paramount interest, the statement regarding the major outbreak probability is quite classical, see [32, 4].

Our present problem is very close to that studied in [35], but our strategy to compute the  $\mathbb{E}(W_{i,j})$  has to slightly differ since we consider node-dependent death rates  $d_i$  and recovery rates  $\gamma_i$ . We therefore introduce an additional "dead or removed" cemetery node  $\partial$  and consider  $I'$  as a multitype branching

process in which individuals do not die anymore but move between nodes  $1, \dots, n$  at the usual rates  $\theta_{i,j}$  and, while in node  $i$ , produce offspring at rate  $\beta_i$  and jump to node  $\partial$  at rate  $\gamma_i + d_i$ . Once in  $\partial$ , they cannot move from this node ( $\theta_{\partial i} = 0$ ) or have offspring ( $\beta_{\partial} = 0$ ). It is not difficult to see that our connectivity assumption entails that absorption by  $\partial$  is  $\mathbb{P}$ -almost certain since at least one  $d_i$  is positive. Let us now consider a typical individual born in node  $i$ . Denote by  $\xi_0, \dots, \xi_\tau$  his successive positions, with  $\xi_0 = i$  and  $\xi_\tau = \partial$ ,  $\tau$  being the time of absorption of the underlying Markov chain by  $\partial$ , and denote by  $T_0, \dots, T_\tau$  the time spent by the individual in these positions during the corresponding stays. The Poisson processes driving the epidemic dynamics are independent from those driving movements between nodes, so for any  $j \in \llbracket 1, n \rrbracket$  the offspring  $W_{i,j}^k$  of the individual in node  $j$  during its  $k$ -th stay has law Poisson with parameter  $\beta_j T_k$  conditionally on  $(\xi_k = j)$ . We may thus write:

$$\begin{aligned} \mathbb{E}(W_{i,j}) &= \mathbb{E}\left(\sum_{k=0}^{+\infty} W_{i,j}^k 1_{\xi_k=j}\right) = \sum_{k=0}^{+\infty} \mathbb{E}\left(\mathbb{E}(W_{i,j}^k \mid \xi_k = j) 1_{\xi_k=j}\right) \\ &= \sum_{k=0}^{+\infty} \beta_j \mathbb{E}(T_k 1_{\xi_k=j}) = \beta_j \sum_{k=0}^{+\infty} \mathbb{E}(1_{\xi_k=j} \mathbb{E}(T_k \mid \xi_k = j)) \end{aligned}$$

Now the  $T_k$  follow an exponential distribution with mean  $\Sigma_j^{-1}$  conditionally on  $(\xi_k = j)$  so

$$\mathbb{E}(W_{i,j}) = \frac{\beta_j}{\Sigma_j} \mathbb{E}\left(\sum_{k=0}^{+\infty} 1_{\xi_k=j}\right)$$

and  $\mathbb{E}(\sum_{k=0}^{+\infty} 1_{\xi_k=j}) = \mathbb{E}(\sum_{k=0}^{\tau-1} 1_{\xi_k=j})$  is the expected number of visits of  $j$  by the underlying Markov chain before absorption, which is known (see for instance [23]) to be  $(I_n - T)_{i,j}^{-1}$  where  $T$  is the matrix defined by

$$T_{i,j} = \begin{cases} 0 & \text{if } i = j \\ \frac{\theta_{i,j}}{\Sigma_i} & \text{if } i \neq j \end{cases}$$

Rearranging terms yields the expected result.  $\square$

*Remark :* Computing the infinitesimal generator of the mean matrix semigroup of  $I'$  and using Theorem 1 from [3] (that, again, deals with a branching process with splitting at death but may be transposed easily to our setting) yields another necessary and sufficient condition for  $I'$  to go extinct with probability 1. The probability of a major outbreak to occur is positive if and only if the maximal real eigenvalue  $\lambda_1$  of the infinitesimal generator of the mean matrix semigroup of  $I'$  defined by

$$M_{i,j} = \begin{cases} \beta_i - \Sigma_i & \text{if } i = j \\ \theta_{i,j} & \text{if } i \neq j \end{cases}$$

is positive. Contrary to  $R_0$ ,  $\lambda_1$  cannot be interpreted in a straightforward way. Yet, it yields valuable information on the behavior of  $I'$ . In particular,  $|\lambda_1|$  is the almost sure exponential decrease rate of  $(I_t)_{t \geq 0}$  for large  $N$  when  $\lambda_1 < 0$  (see the detailed statement of Theorem 1 of [3]).

Proposition 5 suggests that a numerical computation of the major outbreak probability can be performed iteratively if  $G$  is known. [35] puts forward a procedure to compute  $G$  numerically when the  $\gamma_i + d_i$  are identical across nodes. However, in our setting the duration of the infectious period is not independent from the infectives' trajectory, hampering the integration of the conditional expectancy obtained by Theorem 1 of [14] (see equations (11) and (12) of [35]). The alternative method we will

now present strongly relies on the Markov property. It may be generalized to Gamma-distributed infectious periods by introducing a stage-based structure as in [2]. Yet, it does not require diagonalisability assumptions and involves less complex computations as that of [35] in the cases where the latter applies.

**PROPOSITION 6** (COMPUTATION OF THE MGF OF THE  $W_{i,j}$ ). — *Let  $\Theta$  be the matrix defined in Proposition 5 and  $\omega = d + \gamma$  the  $n$ -dimensional vector defined by*

$$\omega_i = d_i + \gamma_i$$

*For any  $s = (s_1, \dots, s_n)$  and any  $i \in \{1, \dots, n\}$ ,*

$$G(s) = (\text{diag}(\lambda_1(s), \dots, \lambda_n(s)) - \Theta)^{-1} \omega \quad (2)$$

*where  $\lambda_i(s) = (1 - s_i)\beta_i + \Sigma_i$ .*

**PROOF OF PROPOSITION 6** — In order for our proof to be relatively self-contained, let us first reproduce the derivation of Equation (9) from [35]. If  $Q_{i,j}$  denotes the typical time spent in node  $j$  by an individual born in node  $i$  (for the infectious branching process, that is, for  $I'$ ), then  $W_{i,j}$  has law Poisson with mean  $\beta_j Q_{i,j}$  conditionally on  $Q_{i,j}$ , so for any  $s \in [0, 1]^n$ :

$$\begin{aligned} G^i(s) &:= \mathbb{E} \left( \prod_{j=1}^n s_j^{W_{i,j}} \right) \\ &= \mathbb{E} \left[ \mathbb{E} \left( \prod_{j=1}^n s_j^{W_{i,j}} \mid Q_{i,1}, \dots, Q_{i,n} \right) \right] \\ &= \mathbb{E} \left[ \prod_{j=1}^n \mathbb{E} \left( s_j^{W_{i,j}} \mid Q_{i,j} \right) \right] \\ &= \mathbb{E} \left[ \prod_{j=1}^n \exp(-(1 - s_j)\beta_j Q_{i,j}) \right] \end{aligned} \quad (3)$$

which is [35]'s Equation (9). Now let  $(a_1, \dots, a_n) \in \mathbb{R}_+^n$  and consider  $I'$  as a  $(n+1)$ -type branching process with immortal individuals as in the proof of Proposition 5. Using the law of total probability and the strong Markov property at the first jump time of a typical individual born in node  $i$ , we get:

$$\begin{aligned} \mathbb{E} \left( e^{-\sum_{j=1}^n a_j Q_{i,j}} \right) &= \mathbb{E} \left( e^{-a_1 T_1} \right) \left( \sum_{k=1}^n \mathbb{P}(\xi_1 = k) \mathbb{E} \left( e^{-\sum_{j=1}^n a_j Q_{k,j}} \right) + \mathbb{P}(\xi_1 = \partial) \right) \\ &= \frac{\Sigma_i}{a_i + \Sigma_i} \left( \sum_{k=1}^n \frac{\theta_{i,k}}{\Sigma_i} \mathbb{E} \left( e^{-\sum_{j=1}^n a_j Q_{k,j}} \right) + \frac{d_i + \gamma_i}{\Sigma_i} \right) \\ &= \sum_{k=1}^n \frac{\theta_{i,k}}{a_i + \Sigma_i} \mathbb{E} \left( e^{-\sum_{j=1}^n a_j Q_{k,j}} \right) + \frac{d_i + \gamma_i}{a_i + \Sigma_i} \end{aligned} \quad (4)$$

since  $T_1$  is exponentially distributed with mean  $\Sigma_i^{-1}$  for an individual born in node  $i$ . Combining (3) and (4) shows that  $G(s)$  is such that

$$(\text{diag}(\lambda_1(s), \dots, \lambda_n(s)) - \Theta) G(s) = \omega$$

but  $\text{diag}(\lambda_1(s), \dots, \lambda_n(s)) - \Theta$  is a diagonally dominant matrix that can be proved to be invertible using the connectivity assumption, which ends the proof of Proposition 6.  $\square$

### 3.2 Numerical application

We now illustrate the previous theorem by computing the major outbreak probability on a toy example where epidemiological parameters are set to values close to those of Foot-and-Mouth disease (FMD), and demographic parameters are calibrated using our cattle trade data subsample. FMD is a viral multi-species disease affecting livestock, highly infectious and easy to spread through close contacts and aerosol propagation, which leads to fast dynamics. We use it here as a toy example in order to compute  $R_0$  and  $p$ , by accounting only for animal trade induced transmission of the disease between herds (and neglecting other pathways), but real cases of FMD usually entail trade bans, the immediate culling of all animals in detected infected herds and ring culling (see [22] for a review of FMD models).

Demographic parameters  $b_i$  and  $d_i$  are set to values computed using the ratios of births or deaths and the average node population over the year, while the  $B_i$  are proxied by the total amount of entries from outside the metapopulation considered. Note that the  $b_i$  equal zero for  $i$  corresponding to markets or assembly centers since no birth occurs in such nodes. The same estimation method holds for setting the  $\theta_{i,j}$  coefficients, except that we set parameters with null estimates to an arbitrarily small value (namely  $10^{-6} \text{ years}^{-1}$ ) in order to make sure that  $A$  is irreducible. We finally use the estimates for  $\beta_i$  and  $\gamma_i$  given in [15], that is,  $\beta_i \approx 0.67 \text{ days}^{-1}$  and  $\gamma_i \approx \frac{1}{5.5} \text{ days}^{-1}$  for any  $i$ .

The histograms of computed values for  $b_i$  and  $d_i$  are displayed in Figure 3. Computed  $b_i$  have mean 0.388 and standard deviation 0.423. Computed  $d_i$  have mean 15.347 and standard deviation 407.768, but these values fall at 0.643 and 5.703 respectively when excluding the 20 operator nodes (that is, assembly centers and markets). Finally, computed  $B_i$  have mean 1.777 and standard deviation 44.301 (respectively 0.117 and 2.584 without operators).

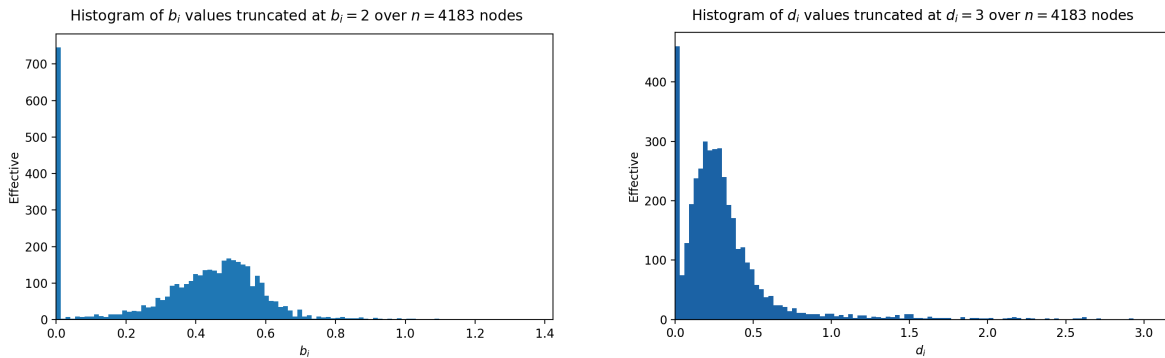


Figure 3: Values of  $b_i$  and  $d_i$  computed using the 2015 Finistère database.

Iterating  $G$  yields an approximation for  $p := 1 - q$  of mean .733, standard deviation .045 and ranging from .001 to .729 over the set of nodes, with no more than 1% of values below .670. As expected, lower  $p^i$  are associated with epidemics starting in nodes with very high death — *i.e.* removal — rates such as assembly centers (mean .169 with standard deviation .213) and markets (mean .146 with standard deviation .040). Most  $p^i$  related to farms are close to the maximal value .729, accounting for the fact

that outwards movements from such nodes are relatively rare as compared to the speed of the inner epidemic dynamics. Similarly, the  $R_0$  estimate is 3.684, very close from the basic reproduction number  $\frac{\beta}{\gamma} \approx 3.685$  of a closed SIR model, which can be explained by the small magnitude of  $\Theta$  as compared to  $\text{diag}(\Sigma_1, \dots, \Sigma_2)$  (see the expression for  $C$  in Proposition 5).

Virtually slowing down the course of the epidemic by dividing both  $\beta$  and  $\gamma$  by some integer  $k$  yields a lower mean value and a higher spread for the  $p_i$ , as we indicate in Figure 4. Discrepancies between the  $p_i$  for low  $k$  are mostly due to the diversity of death rates in various nodes. As  $k$  grows higher, the role of inter-nodal transfers increases. Lower  $p_i$  then correspond to nodes that either have high death rates themselves or strong transfer rates to nodes with high death rates. More generally, they are associated to nodes that are at the origin of heavily weighted paths to exit the system.

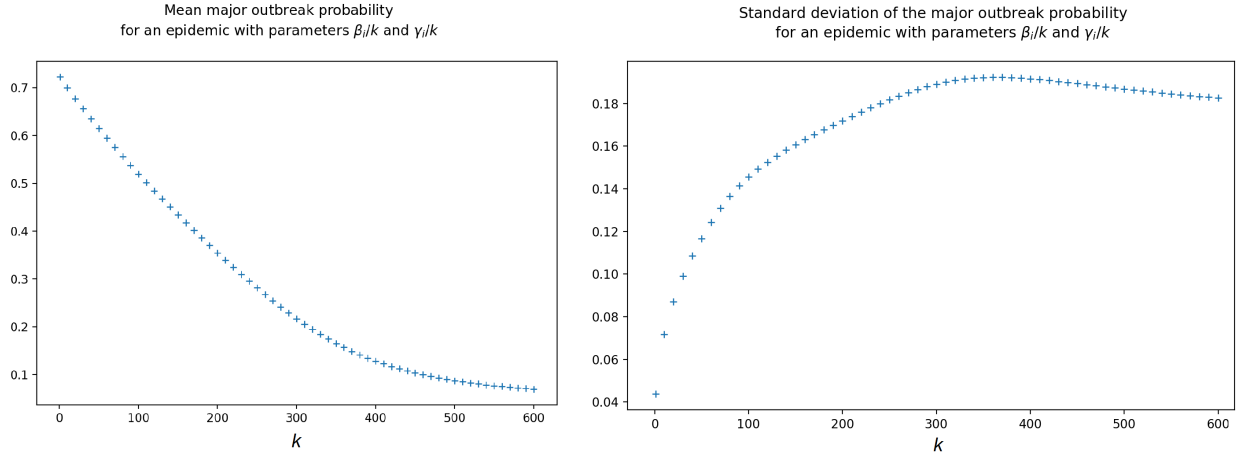


Figure 4: Mean and standard deviation of the major outbreak probabilities  $p_i$  according to an epidemic slowing parameter  $k$ . All demographic parameters are set using the 2015 Finistère database and the  $\beta_i$  and  $\gamma_i$  correspond to the estimations of [15] for foot-and-mouth disease.

## 4 The final size of the epidemic

Another quantity of interest in the study of an epidemic process is its final size, that is, the total number of individuals infected on the course of the epidemic. In this section, we exhibit a lower bound for the maximal fraction of the population infected at a given time and use it to derive an exponential lower bound for the epidemic final size in the case where there exists a stable endemic equilibrium for some associated dynamical system.

Theorem 4 states that the final size  $Z^N$  of the epidemic almost surely goes to infinity with  $N$  on the part of the sample space where the approximating branching process  $I'$  explodes. A standard result of the unidimensional SIR model without demographics states that the ratio  $Z^N/N$  converges in distribution to a normal random variable conditionally on a major outbreak occurring. In other words, major outbreaks are characterized by a positive fraction of the population being affected by the epidemic at some point in time ([41, 1], and see [5] for a multidimensional generalization) when individuals cannot enter or leave the system. The following Proposition states that in the case of a major outbreak, the maximal number of infectives during the course of the epidemic is *at least* equal

to a fraction of  $N$  with high probability as  $N$  goes to infinity when the population process starts at its equilibrium value  $z^* := -A^{-1}B$ . Its proof is postponed to the Appendix.

**PROPOSITION 7** (LOWER BOUND FOR THE MAXIMAL NUMBER OF INFECTIVES). — *Assume that  $\tilde{x}_0 = z^*$ . Then*

$$\lim_{\varepsilon \rightarrow 0} \sup_{N \rightarrow +\infty} \mathbb{P} \left( \max_{t \in \mathbb{R}_+} \|I^N(t)\|_1 \leq \varepsilon N, Z' = +\infty \right) = 0$$

A trivial corollary to this result is that a similar lower bound also holds for the final size of the epidemic. Although this type of bound is the general rule in closed population models, it happens to be quite bad in cases where susceptible population renewal through demographic mechanisms is strong enough to entail endemcity (that is, long-term persistence of the epidemic over a given threshold). This latter phenomenon has been thoroughly investigated for deterministic systems in the one-dimensional case [2, 45, 44]; in our stochastic framework, we may reasonably expect an increase of  $N$  to affect both the typical infective population during the course of the epidemic and the time scale of the endemic period, thus resulting in a more than proportional final size response.

Let us consider the dynamical system on  $E = \{(s, i, r) \in \mathbb{R}_+^{3n}, i \neq 0\}$  defined by:

$$\begin{cases} \forall k \in \llbracket 1, n \rrbracket, & \dot{s}_k = B_k + b_k(s_k + i_k + r_k) - d_k s_k + \sum_{j \neq k} \theta_{j,k} s_j - \sum_{j \neq k} \theta_{k,j} s_k - \beta_k i_k s_k \\ \forall k \in \llbracket 1, n \rrbracket, & \dot{i}_k = \beta_k i_k s_k - d_k i_k - \gamma_k i_k + \sum_{j \neq k} \theta_{j,k} i_j - \sum_{j \neq k} \theta_{k,j} i_k \\ \forall k \in \llbracket 1, n \rrbracket, & \dot{r}_k = \gamma_k i_k - d_k r_k + \sum_{j \neq k} \theta_{j,k} r_j - \sum_{j \neq k} \theta_{k,j} r_k \end{cases} \quad (\mathcal{S})$$

The following result shows that the existence of a globally attractive endemic equilibrium for  $(\mathcal{S})$  with the process yields an exponential lower bound for the final size of the epidemic in the major outbreak scenario.

**THEOREM 8** (LOWER BOUND FOR THE FINAL SIZE OF THE EPIDEMIC IN THE ENDEMIC CASE). — *Assume that  $\tilde{x}_0 = z^*$  and that  $(\mathcal{S})$  admits a globally asymptotically stable endemic equilibrium  $(s^*, i^*, r^*) \in E$ . Then:*

$$\exists a_1 > 0 : \forall \alpha > 0, \lim_{N \rightarrow +\infty} \mathbb{P}(Z^N \leq e^{(a_1 - \alpha)N}, Z' = +\infty) = 0 \quad (5)$$

*Remark :* if the assumption of Theorem 8 is met, a quick look at  $(\mathcal{S})$  shows that  $i^*$  only has positive coordinates. Then, as we will see in the following proof,  $a_1$  is the Freidlin-Wentzell exit cost from  $\mathcal{B}_\infty((s^*, i^*, r^*), \min_j i_j^*)$  for  $(\mathcal{S})$ , given (see Equation (2.3) of Chapter 5 of [19]) by

$$\alpha_1 = \inf_{y \in \partial \mathcal{B}_2((s^*, i^*, r^*), \varepsilon)} \inf_{\Phi} \int_{T_1}^{T_2} L(\phi_t, \dot{\phi}_t) dt$$

where the second infimum is taken over the set of absolutely continuous functions  $\phi$  on some  $[T_1, T_2]$

(with  $-\infty \leq T_1 < T_2 \leq +\infty$ ) such that  $\phi(T_1) = (s^*, i^*, r^*)$  and  $\phi(T_2) = y$ , and  $L$  is defined by

$$\begin{aligned} L((s, i, r), \beta) := & \max_{u \in \mathbb{R}^{3n}} \left[ \beta \cdot u - \sum_{j=1}^n (e^{u_j} - 1)(B_j + b_j(s_j + i_j + r_j)) \right. \\ & - \sum_{j=1}^n [(e^{-u_j} - 1)d_j s_j + (e^{-u_{n+j}} - 1)d_j i_j + (e^{-u_{2n+j}} - 1)d_j r_j] \\ & - \sum_{j \neq k} [(e^{u_k - u_j} - 1)\theta_{j,k} s_j + (e^{u_{n+k} - u_{n+j}} - 1)\theta_{j,k} i_j + (e^{u_{2n+k} - u_{2n+j}} - 1)\theta_{j,k} r_j] \\ & - \sum_{j=1}^n [(e^{-u_j} - 1)d_j s_j + (e^{-u_{n+j}} - 1)d_j i_j + (e^{-u_{2n+j}} - 1)d_j r_j] \\ & \left. - \sum_{j=1}^n (e^{u_{n+j} - u_j} - 1)\beta_j \frac{s_j i_j}{s_j + i_j + r_j} - \sum_{j=1}^n (e^{u_{2n+j} - u_{n+j}} - 1)\gamma_j i_j \right] \end{aligned}$$

for all  $(s, i, r) \in \mathbb{R}_+^{3n}$  and  $\beta \in \mathbb{R}^{3n}$ .

When  $n \geq 2$ , the proof of Theorem 4.1 from [28] adapts and shows that if  $R_0 > 1$  and if there exists  $\lambda > 0$  such that  $s^* = \lambda i^*$ , then the endemic equilibrium is globally asymptotically stable and the conclusion of Theorem 8 is true.

PROOF OF THEOREM 8 — The conclusion of Theorem 8 is obviously true if  $R_0 \leq 1$ , so we now assume that  $R_0 > 1$ . Let  $\delta = \min_j i_j^* > 0$  and let  $\delta' > 0$ . Let  $\varepsilon > 0$  be such that setting

$$T_\varepsilon = \inf \{t \geq 0 : \|I^N(t)\|_1 \geq \varepsilon N\}$$

then

$$\liminf_{N \rightarrow +\infty} \mathbb{P}(T_\varepsilon < +\infty) > \mathbb{P}(Z' = +\infty) - \delta' \quad (6)$$

Such a  $\varepsilon$  exists according to Proposition 7. Next define the flow  $\Phi : E \times \mathbb{R}_+ \rightarrow E$  associated with the dynamical system. There exists  $M > 1$  such that  $\|z_t\|_1$  only takes values below  $M\|z^*\|_1$  for  $t \geq 0$  whenever  $z_0$  is close enough from  $z^*$ . There also exists  $T > 0$  such that

$$\forall (s, i, r) \in E : \|i\|_1 \geq \varepsilon \text{ and } \|s + i + r\|_1 \leq M\|z^*\|_1, \quad \Phi((s, i, r), T) \in \mathcal{B}_\infty\left((s^*, i^*, r^*), \frac{\delta}{2}\right) \quad (7)$$

since  $(s, i, r) \mapsto \inf \left\{t \geq 0 : \Phi((s, i, r), t) \in \mathcal{B}_\infty\left((s^*, i^*, r^*), \frac{\delta}{2}\right)\right\}$  is upper semi-continuous (and then upper bounded) on the compact set  $\{(s, i, r) \in E : \|i\|_1 \geq \varepsilon, \|s + i + r\|_1 \leq M\|z^*\|_1\}$ . As a result:

$$\mathbb{P}\left(\Phi\left(\frac{(S^N, I^N, R^N)}{N}(T_\varepsilon), T\right) \in \mathcal{B}_\infty\left((s^*, i^*, r^*), \frac{\delta}{2}\right) \mid T_\varepsilon < +\infty, \|X^N(T_\varepsilon)\|_1 \leq M\|z^*\|_1 N\right) = 1 \quad (8)$$

Mimicking the proof of Theorem 2.1 from Chapter 11 of [18], we get that

$$\lim_{N \rightarrow +\infty} \mathbb{P}\left(\sup_{t \in [0, T]} \left\|\frac{(S^N, I^N, R^N)}{N}(T_\varepsilon + t) - \Phi\left(\frac{(S^N, I^N, R^N)}{N}(T_\varepsilon), t\right)\right\|_\infty < \frac{\delta}{2}, \|X^N(T_\varepsilon)\|_1 \leq M\|z^*\|_1 N \mid T_\varepsilon < +\infty\right) = 1$$

This, (6), (8) and the definition of  $T$  show that

$$\liminf_{N \rightarrow +\infty} \mathbb{P}\left(T_\varepsilon < +\infty, \exists t \geq 0 : \frac{(S^N(t), I^N(t), R^N(t))}{N} \in \mathcal{B}_\infty((s^*, i^*, r^*), \delta)\right) > \mathbb{P}(Z' = +\infty) - \delta' \quad (9)$$

so  $\frac{(S^N, I^N, R^N)}{N}$  hits  $\mathcal{B}_\infty((s^*, i^*, r^*), \delta)$  with probability at least  $\mathbb{P}(Z' = +\infty) - \delta'$  for  $N$  large enough. Using Theorem 4.2 from Chapter 4 and remarks from Chapter 5 of [19] just as in the proof of Proposition 3 along with the Markov property yields  $a_1 > 0$  such that for all  $\alpha > 0$ ,

$$\liminf_{N \rightarrow +\infty} \mathbb{P}\left(\exists T \geq 0, \forall t \in [T, T + e^{(a_1 - \alpha)N}], \forall j \in \{1, \dots, n\}, I_j^N(t) > ((i^*)^j - \delta)N\right) > \mathbb{P}(Z' = +\infty) - \delta' \quad (10)$$

Now set  $\alpha > 0$  and take  $\alpha' \in (0, \alpha)$ . Conditionally on  $\left(\exists T \geq 0, \forall t \in [T, T + e^{(a_1 - \alpha')N}], \forall j \in \{1, \dots, n\}, I_j^N(t) > (i_j^* - \delta)N\right)$ , the total number of infected individuals recovering or dying during the course of the epidemic stochastically dominates the value at time  $e^{(a_1 - \alpha')N}$  of a homogeneous Poisson counting process  $(Q^N(t))_{t \geq 0}$  with intensity  $\lambda_N := \min_j (\gamma_j + d_j)(i_j^* - \delta)N$ . Yet the former number is also lower than  $Z^N$  with probability 1 since all infected individuals eventually have to die or recover, so we finally get:

$$\liminf_{N \rightarrow +\infty} \mathbb{P}(Z^N \geq e^{(a_1 - \alpha)N}) \geq \liminf_{N \rightarrow +\infty} \mathbb{P}\left(Q_{e^{(a_1 - \alpha')N}}^N \geq e^{(a_1 - \alpha')N}\right) (\mathbb{P}(Z' = +\infty) - \delta')$$

using (10), which yields

$$\liminf_{N \rightarrow +\infty} \mathbb{P}(Z^N \geq e^{(a_1 - \alpha)N}) \geq \mathbb{P}(Z' = +\infty) - \delta'$$

because  $Q^N(e^{(a_1 - \alpha')N})$  has law Poisson with mean  $\lambda_N e^{(a_1 - \alpha')N}$ , hence (5).  $\square$

Considering the proof of Proposition 7, we can see that the time needed for  $I^N$  to go above a given fraction of  $N$  is of order  $\log(N)$  on the event  $Z' = +\infty$ . The proof of Theorem 8 shows that the subsequent convergence time of  $\frac{(S^N, I^N, R^N)}{N}$  towards a given ball centered on the endemic equilibrium is upper bounded by some deterministic constant  $T$  with high probability, while the results from [19] state that the time needed for the scaled process to leave the ball is of order  $e^{a_1 N}$ . This shows that for large  $N$ , the epidemic undergoing a major outbreak spends most of its time in its endemic phase where the scaled process lies close to the endemic equilibrium. As a result, the lower bound for  $\mathbb{E}(Z^N)$  we found in Theorem 8 appears to be of the right order.

*Remark :* When  $n = 1$ , direct calculations yield a simple necessary and sufficient condition for the existence of a globally stable endemic equilibrium. This leads to the following corollary, the proof of which is given in the Appendix.

**COROLLARY 1** (ENDEMICITY IN DIMENSION 1). — Assume that  $n = 1$  and  $\frac{B}{d-b} > \frac{\gamma+d}{\beta}$  (we omit the  $\cdot_1$  subscripts in the parameters). Then any solution  $(s, i, r)$  of

$$\begin{cases} \dot{s} = B + b(s + i + r) - ds - \beta is \\ \dot{i} = \beta is - di - \gamma i \\ \dot{r} = \gamma i - dr \end{cases} \quad (11)$$

converges to the endemic steady state

$$(s^*, i^*, r^*) = \left( \frac{\gamma+d}{\beta}, \frac{d}{\gamma+d} \left( \frac{B}{d-b} - \frac{\gamma+d}{\beta} \right), \frac{\gamma}{\gamma+d} \left( \frac{B}{d-b} - \frac{\gamma+d}{\beta} \right) \right)$$

and the conclusions of Theorem 8 hold.

Note that  $\frac{B}{d-b}$  and  $\frac{\gamma+d}{\beta}$  respectively correspond to the inflow/outflow ratios for the demographic and



the epidemic dynamics, so writing  $\frac{B}{d-b} > \frac{\gamma+d}{\beta}$  indeed accounts for a fast enough susceptible population renewal for endemicity to occur.

## 5 Conclusion

We defined a multitype, stochastic SIR dynamical epidemic model on a strongly connected graph. Using a branching approximation, we defined minor and major epidemic outbreaks and gave a necessary and sufficient condition for major outbreaks to occur, along with a computational method for the probability of such events when the condition is fulfilled. Our main result consists in an exponential lower bound for the final size of the epidemic in the stable endemic case when a major outbreak occurs, improving on the usual final size results for demography-free dynamics.

Although the latter Theorem 8 gives a rather good lower bound for the size of the epidemic in major outbreak case, we do not know much about its distribution yet and we are still investigating on the transposition of results from [41, 5] to our open, multinodal setting. We also aim at deriving results similar to those of [27, 38] — that only deal with fixed-size models — in order to qualify the extinction time of the epidemic.

Another issue we plan to discuss in the foreseeable future is the existence of a quasi-stationary distribution for the epidemic process, that is, of an asymptotic distribution conditionally on non-extinction [47, 43]. Proving that such a distribution exists seems challenging even in the open uninodal cases considered by [2] and [36], and usual criteria do not apply.

Both questions might benefit from considering a diffusive scaling limit of our model [45, 45, 36, 29], making it possible to use Fokker-Plank equations as well as quasi-stationary approximations for the limiting diffusion.

## Acknowledgements

This work is part of a PhD Thesis supervised by Vincent Bansaye (CMAP, École Polytechnique) and Elisabeta Vergu (MaIAGE, INRA), whom I warmly thank for their guidance and support. It was supported by the French Research Agency within projects ANR-16-CE32-0007-01 (CADENCE) and ANR-16-CE40-0001 (ABIM), and by Chaire Modélisation Mathématique et Biodiversité Veolia-X-MNHM-FX.

## 6 Appendix

### 6.1 Proof of Proposition 1

This statement is reminiscent of a classical result on multitype branching processes (see Chapter IV.7 of [4] or Theorem 4.2.2 of [21]). However, the definition of such processes slightly differs from the one we chose here: in the classical setting, individuals do not move between nodes and only split at death between other individuals of various types. [21] does consider a unidimensional *general branching process* that allows individuals to give birth at random times of their lives, and his proof could be adapted to fit our framework. One could also consider a time-sampled version of  $X^N$  to retrieve a multitype Bienaymé-Galton-Watson process with immigration (see Chapter III.6 of [4]) or compare  $X^N$  to multitype branching processes with splitting at death. Yet, we need a finer description of the return time to

compact subsets of  $\mathbb{Z}_+^n$  in order to establish not only positive recurrence but also uniform ergodicity.

Proving Proposition 1 is easy when  $B = 0$ , using that  $\frac{d}{dt}\mathbb{E}(X^N(t)) = A\mathbb{E}(X^N(t))$  and a generalized eigendecomposition of  $A$  (in this particular case  $\pi = \delta_0$ ), so we now assume that  $B \neq 0$ . We first show the following lemma.

**LEMMA 9** (EXISTENCE OF A LYAPUNOV FUNCTION FOR  $X^N$ ). — *There exists  $v \in \mathbb{R}^n$  with positive coordinates,  $c > 0$  and  $R \geq 0$  such that*

$$v \cdot (Ax + B) < -c(v \cdot x + 1)$$

for any  $x \in \mathbb{R}_+^n$  such that  $\|x\|_1 \geq R$ .

**PROOF OF LEMMA 9** — Recall that  ${}^tA$  is invertible because of Assumption 1 and set  $u = -{}^tA^{-1}B$ . Quick calculations show that  $u$  is the limit value of solutions of the  $n$ -dimensional linear ODE

$$y' = {}^tAy + B \tag{12}$$

since  ${}^tA$ 's eigenvalues have negative real parts. Let us consider a solution of (12) such that  $y_0$  has positive coordinates. Writing (12) as

$$\forall i \in \{1, \dots, n\}, \quad y'_i = \left[ b_i - d_i - \sum_{j \neq i} \theta_{i,j} \right] y_i + \sum_{j \neq i} \theta_{i,j} y_j + B_i = 0$$

and using that the graph with edge set  $\{(i, j) \mid \theta_{i,j} > 0\}$  is connected (so that all  $\theta_{i,j}$  cannot be zero), we see that no  $y_i$  ever reaches 0 within positive time. As a result,  $u$  has nonnegative coordinates. Similarly, if  $u_i = 0$  then  $u_j = 0$  for any  $j$  such that  $\theta_{j,i} > 0$ , hence  $u = 0$  by induction because of the graph connectivity, which contradicts the fact that  $B \neq 0$ . All components of  $u$  are therefore positive. Now  ${}^tAu = -B$ ,  $B$  has nonnegative components and  ${}^tA$  is invertible, so one may find  $v$  in a neighborhood of  $u$  and  $C$  in a neighborhood of  $B$  such that both  $v$  and  $C$  have positive components and such that  ${}^tAv = -C$ . This rewrites  ${}^tAv = -C$ , so

$$v \cdot (Ax + B) = -C \cdot x + v \cdot B$$

Defining

$$c = \frac{\min_i C_i}{2 \max_i v_i} > 0$$

and

$$R = \frac{1}{\min_i v_i} \left( 1 + \frac{v \cdot B}{c} \right)$$

then yields the result.

**PROOF OF PROPOSITION 1** — Lemma 9 shows that  $f : x \mapsto 1 + v \cdot x$  satisfies Condition (CD2) from [31] with  $V = f$ ,  $C = \{x \in \mathbb{Z}_+^n \mid \|x\|_1 \leq R\}$  and  $d = \max_i v_i R$  since the infinitesimal generator of  $\mathcal{A}$  of  $X^N$  is such that  $\mathcal{A}f(x) = v \cdot (Ax + B)$  for any  $x \in \mathbb{Z}_+^n$ . Moreover, it is not difficult to see that all compact sets of  $\mathbb{Z}_+^n$  are  $\delta_0$ -petite for any skeleton chain of  $X^N$  by considering sequences of appropriate transfers and death events — recalling that Assumption 1 implies that at least one of the  $d_i$  is positive. Theorem 4.2 of [31] thus shows that  $X^N$  is positive Harris recurrent and Theorem 7.1 yields the expected result.  $\square$

## 6.2 Proof of Proposition 3

Proposition 3 is Theorem 4.2 from Chapter 4 of [19] applied to  $X^N/N$  with  $\varepsilon = \sqrt{h} = \frac{1}{\sqrt{N}}$  (see §4 of Chapter 5 of [19]). Note that the assumptions of Theorem 2.1 from Chapter 4 of [19] are met:  $z^*$  is globally attractive for the dynamical system  $z' = Az + B$  and  $b(x) \cdot n(x) < 0$  for all  $x \in \partial\mathcal{B}_2(z^*, \varepsilon)$  since  $A$  is negative definite. What remains to be shown is that  $\alpha_0 = V_0 := \min_{y \in \partial\mathcal{B}_2(z^*, \varepsilon)} V(z^*, y)$  is positive,  $V(z^*, \cdot)$  denoting the quasipotential of the dynamical system (see [19] p.108).

It follows from  $A$  having only eigenvalues with negative real parts that there exists  $\varepsilon', \eta \in (0, \frac{\varepsilon}{2}]$  such that for any absolutely continuous function  $\phi : \mathbb{R} \rightarrow \mathbb{R}^n$ , if  $\varepsilon' < \|\phi_t - z^*\| < \varepsilon$  then  $\frac{d}{dt} \|\phi_t - z^*\|_2^2 < 0$  whenever  $\|\dot{\phi}_t - (A\phi_t + B)\|_2 < \eta$ . Equation (2.3) of Chapter 5 of [19] now implies that

$$\alpha_0 \geq \inf_{y \in \partial\mathcal{B}_2(z^*, \varepsilon)} \inf_{y' \in \partial\mathcal{B}_2(z^*, \varepsilon')} \inf_{T_1}^{T_2} \int_{T_1}^{T_2} L(\phi_t, \dot{\phi}_t) dt \quad (13)$$

where the second infimum is taken over the set of  $\{x \in \mathbb{R}^n : \varepsilon' \leq \|x - z^*\|_2 \leq \varepsilon\}$ -valued absolutely continuous functions  $\phi$  on some  $[T_1, T_2]$  (with  $-\infty \leq T_1 < T_2 \leq +\infty$ ) such that  $\phi(T_1) = y'$  and  $\phi(T_2) = y$ , and  $L$  is defined by

$$L(x, \beta) := \max_{u \in \mathbb{R}^n} \left[ \beta \cdot u - \sum_i (e^{u_i} - 1)(B_i + b_i x_i) - \sum_i (e^{-u_i} - 1)d_i x_i - \sum_{i \neq j} (e^{u_j - u_i} - 1)\theta_{i,j} x_i \right] \quad (14)$$

for all  $x \in \mathbb{R}_+^n$  and  $\beta \in \mathbb{R}^n$ . Now let  $y \in \partial\mathcal{B}_2(z^*, \varepsilon)$  and  $y' \in \partial\mathcal{B}_2(z^*, \varepsilon')$  and assume that  $\inf \int_{T_1}^{T_2} L(\phi_t, \dot{\phi}_t) dt = 0$ , with the infimum defined as before. For any choice of  $\phi$  it follows from the definition of  $\varepsilon'$  and  $\eta$  that:

$$\begin{aligned} \varepsilon^2 - \varepsilon'^2 &\leq \|y - z^*\|_2^2 - \|y' - z^*\|_2^2 \\ &\leq \int_{t: \|\dot{\phi}_t - (A\phi_t + B)\|_2 > \eta} \frac{d}{dt} \|\phi_t - z^*\|_2^2 dt \\ &= 2 \int_{t: \|\dot{\phi}_t - (A\phi_t + B)\|_2 > \eta} (\phi_t - z^*) \cdot \dot{\phi}_t dt \\ &\leq 2\varepsilon \int_{t: \|\dot{\phi}_t - (A\phi_t + B)\|_2 > \eta} \|\dot{\phi}_t\|_2 dt \end{aligned}$$

from Cauchy-Schwarz inequality, so

$$\int_{t: \|\dot{\phi}_t - (A\phi_t + B)\|_2 > \eta} \|\dot{\phi}_t\|_2 dt \geq \frac{1}{2} \frac{\varepsilon^2 - \varepsilon'^2}{\varepsilon} \geq \frac{3\varepsilon}{8} \quad (15)$$

Now there exists  $\delta > 0$  such that for all  $x \in \mathcal{B}_2(z^*, \varepsilon)$  and all  $\beta \in \mathbb{R}^n$ ,

$$L(x, \beta) \geq \delta \left( \|\beta - (Ax + B)\|_2 - \frac{\eta}{2} \right) \quad (16)$$

as seen by considering  $u = \delta \frac{\beta - (Ax + B)}{\|\beta - (Ax + B)\|_2}$  in (14) if  $Ax + B \neq \beta$  and using a Taylor expansion around 0 for the function maximized in (14), so

$$L(x, \beta) \geq \delta \left( \|\beta\|_2 - \|Ax + B\|_2 - \frac{\eta}{2} \right) \quad (17)$$

Let  $M > 0$ . If  $\phi$  is such that

$$\int_{T_1}^{T_2} L(\phi_t, \dot{\phi}_t) dt < \frac{\delta \eta}{2M}$$

then the Lebesgue measure of  $\{t \in [T_1, T_2] : \|\dot{\phi}_t - (A\phi_t + B)\|_2 \geq \eta\}$  has to be lower than  $\frac{1}{M}$  because of (16). For such a  $\phi$ :

$$\begin{aligned} \int_{T_1}^{T_2} L(\phi_t, \dot{\phi}_t) dt &\geq \int_{t: \|\dot{\phi}_t - (A\phi_t + B)\|_2 > \eta} L(\phi_t, \dot{\phi}_t) dt \\ &\geq \int_{t: \|\dot{\phi}_t - (A\phi_t + B)\|_2 > \eta} \delta \left( \|\dot{\phi}_t\|_2 - \|A\phi_t + B\|_2 - \frac{\eta}{2} \right) dt \\ &\geq \delta \left( \frac{3\varepsilon}{8} - \frac{\sup_{x \in \mathcal{B}_2(z^*, \varepsilon)} \|Ax + B\|_2 + \frac{\eta}{2}}{4M} \right) \end{aligned}$$

using (15), which contradicts, for  $M$  large enough, the fact that  $\int_{T_1}^{T_2} L(\phi_t, \dot{\phi}_t) dt$  can be made arbitrarily small for some choice of  $\phi$ . This and (13) yield  $\alpha_0 > 0$  since  $\delta$  does not depend from the choice of  $y$  and  $y'$ , which ends the proof.

### 6.3 Proof of Proposition 7

Proposition 7 is obvious if  $R_0 \leq 1$ , that is, if  $\mathbb{P}(Z' = +\infty) = 0$ , so we now assume that  $R_0 > 1$  (so  $\mathbb{P}(Z' = +\infty) > 0$ ). Let  $\delta \in \left(0, \frac{\mathbb{P}(Z' = +\infty)}{2}\right)$ . Let  $\eta \in \left(0, \frac{R_0 - 1}{2R_0}\right)$  and  $\alpha \in \left(\eta, \frac{R_0 - 1}{R_0} - \eta\right)$  be such that a branching process obtained from  $I'$  by replacing the birth rates  $\beta_i$  by  $\beta_i \frac{1-\alpha}{1+\eta}$  survives with probability at least  $\mathbb{P}(Z' = +\infty) - \delta$  (the existence of such a value of  $\alpha$  is an easy consequence of Theorem 4 and Proposition 6). We will show that is  $\varepsilon$  is small enough, then

$$\liminf_{N \rightarrow +\infty} \mathbb{P} \left( \max_{t \geq 0} \|I^N(t)\|_1 \geq (\alpha - \eta) \|z^*\|_\infty N \right) \geq \mathbb{P}(Z' = +\infty) - 2\delta \quad (18)$$

which will imply Proposition 7. Set

$$\sigma_\eta^N = \inf \{t \geq 0 : \|I^N(t) + R^N(t)\|_1 \geq (\alpha - \eta) \|z^*\|_\infty N\}$$

Using the notations of Proposition 3, until time  $\sigma_\eta^N \wedge \tau_\eta^N$  every infective in node  $i$  makes infectious contacts with other individuals in node  $i$  at rate at least  $\beta_i \frac{1-\alpha}{1+\eta}$  since this node contains at least  $(1 - \alpha) \|z^*\|_\infty N$  susceptibles out of at most  $(1 + \eta) \|z^*\|_\infty N$  individuals. We can therefore define a  $\mathbb{R}_+^{2n}$ -valued multitype branching process  $(I''(t), R''(t))_{t \geq 0}$  with rates given by

Transition	Rate at state $(i, r)$
$(i, r) \rightarrow (i, r) - e_i^j$	$d_j i^j$
$(i, r) \rightarrow (i, r) - e_r^j$	$d_j r^j$
$(i, r) \rightarrow (i, r) + e_i^k - e_i^j$	$\theta_{j,k} i^j$
$(i, r) \rightarrow (i, r) + e_r^k - e_r^j$	$\theta_{j,k} r^j$
$(i, r) \rightarrow (i, r) + e_i^j$	$\beta_j \frac{1-\alpha}{1+\eta}$
$(i, r) \rightarrow (i, r) + e_r^j - e_i^j$	$\gamma_j i^j$

and such that  $\|I''(t \wedge \sigma_\eta \wedge \tau_\eta)\|_1 \leq \|I^N(t \wedge \sigma_\eta \wedge \tau_\eta)\|_1$  and  $\|R''(t \wedge \sigma_\eta \wedge \tau_\eta)\|_1 \leq \|R^N(t \wedge \sigma_\eta \wedge \tau_\eta)\|_1$  for all  $t \geq 0$  almost surely (so  $(I'', R'')$  may not go to infinity outside of the event  $(Z' = +\infty)$ ). Therefore:

$$\mathbb{P}\left(\max_{t \geq 0} \|I(t)\|_1 \geq (\alpha - \eta)\|z^*\|_\infty N\right) \geq \mathbb{P}\left(\exists t < \tau_\eta''^N \wedge \sigma_\eta''^N : \|I''(t)\|_1 \geq (\alpha - \eta)\|z^*\|_\infty N\right) \quad (19)$$

with

$$\tau_\eta''^N = \inf\{t \geq 0 : \|I''(t)\|_1 \geq \eta\|z^*\|_\infty N\}$$

and

$$\sigma_\eta''^N = \inf\{t \geq 0 : \|I''(t) + R''(t)\|_1 \geq (\alpha - \eta)\|z^*\|_\infty N\}$$

Now  $(I'', R'')$  is a non-explosive jump process so  $\sigma_\eta''$  goes to infinity almost surely with  $N$ . Moreover, a continuous-time version of Theorem 2.1 of [26] shows that there exists  $\lambda \in (\mathbb{R}_+^*)^n$  such that:

$$\mathbb{P}\left(Z' = +\infty, \forall i \in \{1, \dots, n\} : \lim_{t \rightarrow +\infty} \frac{I''^i(t)}{R''^i(t)} = \lambda_i\right) \geq \mathbb{P}(Z' = +\infty) - \delta$$

and that for small enough values of  $\eta$ ,

$$\lambda_i > \frac{\eta}{\alpha - \eta} \quad (20)$$

for all  $i \in \{1, \dots, n\}$ . Hence

$$\mathbb{P}\left(Z' = +\infty, \forall i \in \{1, \dots, n\} : \lim_{N \rightarrow +\infty} \frac{I''^i(\sigma_\eta''^N)}{R''^i(\sigma_\eta''^N)} = \lambda_i\right) \geq \mathbb{P}(Z' = +\infty) - \delta$$

and (20) and Fatou's lemma yields

$$\liminf_{N \rightarrow +\infty} \mathbb{P}\left(Z' = +\infty, \tau_\eta''^N < \sigma_\eta''^N\right) \geq \mathbb{P}(Z' = +\infty) - \delta$$

Therefore (19) implies

$$\begin{aligned} \liminf_{N \rightarrow +\infty} \mathbb{P}\left(\max_{t \geq 0} \|I(t)\|_1 \geq (\alpha - \eta)\|z^*\|_\infty N\right) &\geq \liminf_{N \rightarrow +\infty} \mathbb{P}\left(\exists t < \tau_\eta''^N \wedge \sigma_\eta''^N : \|I''(t)\|_1 \geq (\alpha - \eta)\|z^*\|_\infty N\right) \\ &\geq \liminf_{N \rightarrow +\infty} \mathbb{P}\left(Z' = +\infty, \exists t < \tau_\eta''^N < \sigma_\eta''^N : \|I''(t)\|_1 \geq (\alpha - \eta)\|z^*\|_\infty N\right) \\ &\geq \liminf_{N \rightarrow +\infty} \mathbb{P}\left(Z' = +\infty, \exists t < \tau_\eta''^N : \|I''(t)\|_1 \geq (\alpha - \eta)\|z^*\|_\infty N\right) - \delta \end{aligned}$$

Proposition 3 now yields  $u > 0$  such that

$$\lim_{N \rightarrow +\infty} \mathbb{P}\left(e^{uN} < \tau_\eta^N\right) = 1$$

so

$$\lim_{N \rightarrow +\infty} \mathbb{P}\left(e^{uN} < \tau_\eta''^N\right) = 1$$

from which we deduce

$$\begin{aligned}
 \liminf_{N \rightarrow +\infty} \mathbb{P} \left( \max_{t \geq 0} \|I(t)\|_1 \geq (\alpha - \eta) \|z^*\|_\infty N \right) &\geq \liminf_{N \rightarrow +\infty} \mathbb{P} \left( Z' = +\infty, \exists t < \tau_\eta''^N : \|I''(t)\|_1 \geq (\alpha - \eta) \|z^*\|_\infty N \right) - \delta \\
 &\geq \liminf_{N \rightarrow +\infty} \mathbb{P} \left( Z' = +\infty, \exists t < e^{uN} : \|I''(t)\|_1 \geq (\alpha - \eta) \|z^*\|_\infty N \right) - \delta \\
 &\geq \mathbb{P} \left( (Z' = +\infty) \cap \liminf_{N \rightarrow +\infty} (\exists t < e^{uN} : \|I''(t)\|_1 \geq (\alpha - \eta) \|z^*\|_\infty N) \right) - \delta \\
 &= \mathbb{P} \left( \liminf_{N \rightarrow +\infty} (\exists t < e^{uN} : \|I''(t)\|_1 \geq (\alpha - \eta) \|z^*\|_\infty N) \right) - \delta \quad (21)
 \end{aligned}$$

thanks to Fatou's lemma. Now it is well-known [32, 4, 26, 21] that the supercritical branching process  $(I''(t))_{t \geq 0}$  has a positive exponential growth almost surely on the event where it does not go extinct, so

$$\mathbb{P} \left( \liminf_{N \rightarrow +\infty} (\exists t < e^{uN} : \|I''(t)\|_1 \geq (\alpha - \eta) \|z^*\|_\infty N) \right) = \mathbb{P} (\forall t \geq 0, I''(t) \neq 0) \quad (22)$$

This last probability is greater than  $\mathbb{P}(Z' = +\infty) - \delta$  by definition of  $\alpha$ , so using (22) then (21) yields (18), which ends the proof.  $\square$

## 6.4 Proof of Corollary 1

It is not difficult to see that  $\frac{B}{d-b} > \frac{\gamma+d}{\beta}$  is a necessary and sufficient condition for the existence of an endemic equilibrium for (11) and that the latter is precisely  $(s^*, i^*, r^*)$ . If  $s(0) + i(0) + r(0) = z^*$ , then the total population is constant and equal to  $z^*$  so we can get rid of the third line of (11) and the dynamical system can be seen as a Lotka-Volterra prey-predator model (where preys are susceptibles and predators are infectives, see [49]) with prey immigration. The nullclines for  $s$  and  $i$  in this model are represented in Figure 5 along with the associated vector field. For any initial condition in  $\mathbb{R}_+ \times \mathbb{R}_+^* \times \mathbb{R}_+$ , standard arguments (see [49]) show that  $s, i$  and  $r$  are well-defined on  $\mathbb{R}_+$  and positive. Moreover,  $s + i + r$  converges to  $s^* + i^* + r^* = z^*$ , so it is sufficient to show that  $(s, i)$  converges to  $(s^*, i^*)$ . Setting

$$V(t) = s(t) - s^* \log(s(t)) + i(t) - i^* \log(i(t))$$

for all  $t \geq 0$  yields, after a few calculations:

$$\begin{aligned}
 \dot{V}(t) &= (B + b(s + i + r)(t)) \left( 1 - \frac{s^*}{s(t)} \right) + (B + bz^*) \left( 1 - \frac{s(t)}{s^*} \right) \\
 &= \underbrace{(B + b(s + i + r)(t)) \left( 2 - \frac{s^*}{s(t)} - \frac{s(t)}{s^*} \right)}_{\leq 0} + \underbrace{b(z^* - (s + i + r)(t)) \left( 1 - \frac{s(t)}{s^*} \right)}_{=O((s+i+r)(t))=O(e^{(b-d)t})}
 \end{aligned}$$

Now, if  $s(0) + i(0) + r(0) \leq 2z^*$ ,  $V$  is lower bounded by  $-2z^* |\log(4z^*)| > -\infty$ , so for any  $\eta > 0$  its derivative cannot be lower than  $-\eta$  for an infinite amount of time. As a result, for any  $\delta > 0$  we may only have  $s(t) \notin [s^* - \delta, s^* + \delta]$  for a finite amount of time because  $B + b(s + i + r) > B > 0$  and because  $\int_0^{+\infty} b(z^* - (s + i + r)(t)) \left( 1 - \frac{s(t)}{s^*} \right) dt$  is finite. This entails that  $s$  cannot cross  $[s^* - 2\delta, s^* - \delta]$  or  $[s^* + \delta, s^* + 2\delta]$  an infinite number of times since  $\dot{s}$  is bounded because of (11). Therefore  $s(t)$  lies in  $[s^* - \delta, s^* + \delta]$  for  $t$  large enough, so  $s$  does converge to  $s^*$ . Similar arguments yield the convergence of  $i$  towards  $i^*$  using the first equation of (11).  $\square$

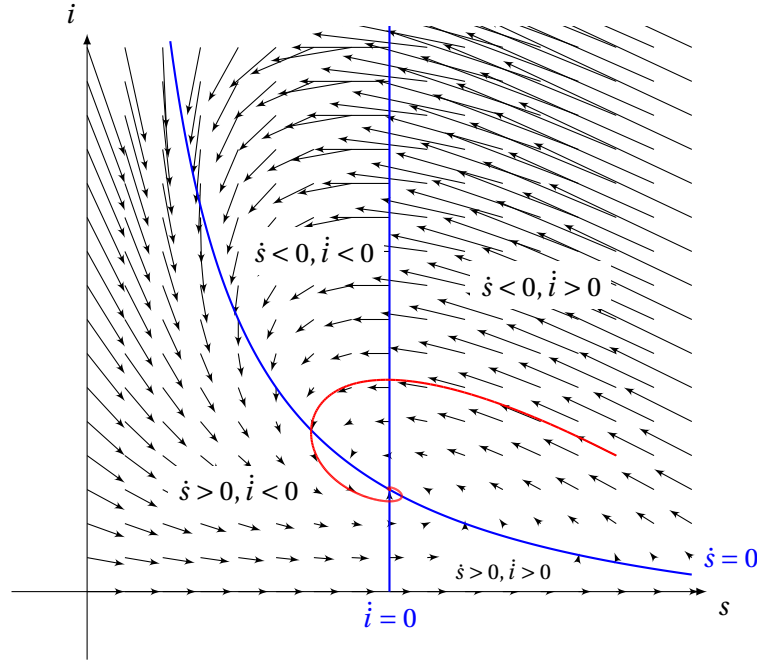


Figure 5: Projection on the  $(s, i)$  plane of the vector field associated with (11) with constant population  $z^* = 10$ ,  $B = 5$ ,  $d = 1$ ,  $b = \frac{1}{2}$ ,  $\beta = 1$  and  $\gamma = 3$ . Blue curves are nullclines for  $s^*$  and  $i^*$ . The red curve is the solution of (11) starting from point  $(7, 2)$ .

## References

- [1] H. Andersson and T. Britton. Stochastic Epidemic Models and Their Statistical Analysis. Springer, 2000.
- [2] H. Andersson and T. Britton. Stochastic epidemics in dynamic populations: quasi-stationarity and extinction. J. Math. Biol., 41:559–580, 2000.
- [3] K. B. Athreya. Some results on multitype continuous time markov branching processes. The Annals of Mathematical Statistics, 39(2):347–357, 1968.
- [4] K. B. Athreya and P. E. Ney. Branching Processes. Springer, 1972.
- [5] F. Ball and D. Clancy. The final size and severity of a generalised stochastic multitype epidemic model. Advances in Applied Probability, 1993.
- [6] F. Ball and D. Clancy. The final outcome of an epidemic model with several different types of infective in a large population. Journal of Applied Probability, 32(3):579–590, 1995.
- [7] F. Ball and P. Neal. Network epidemic models with two levels of mixing. Mathematical Biosciences, Volume 212, Issue 1, pp. 69-87, 2008.
- [8] F. G. Ball. The threshold behavior of epidemic models. J. Appl. Probab., 20:227–241, 1983.
- [9] M. S. Bartlett. An Introduction to Stochastic Processes. Cambridge Univ. Press, 1955.

- [10] H. Baumann and W. Sandmann. Structured modeling and analysis of stochastic epidemics with immigration and demographic effects. PLOS One, 2016.
- [11] T. Britton. Stochastic epidemic models: A survey. Math. Biosci., 2010.
- [12] D. Clancy. Strong approximations for mobile population epidemic models. Annals of Applied Probability, 1996.
- [13] A. J. K. Conlan and B. T. Grenfell. Seasonality and the persistence and invasion of measles. Proceedings of the Royal Society B, 274:1133–1141, 2007.
- [14] J.N. Darroch and K.W. Morris. Passage-time generating functions for continuous-time finite markov chains. Journal of Applied Probability, 1968.
- [15] Bravo de Rueda et al. Quantification of transmission of foot-and-mouth disease virus caused by an environment contaminated with secretions and excretions from infected calves. Veterinary Research, 46(43), 2015.
- [16] M. Dottori and G. Fabricius. Sir model on a dynamical network and the endemic state of an infectious disease. 2015.
- [17] B.L. Dutta, P. Ezanno, and E. Vergu. Characteristics of the spatio-temporal network of cattle movements in france over a 5-year period. Preventive Veterinary Medicine(1):79-94, 2014.
- [18] S. N. Ethier and T. G. Kurtz. Markov Processes: Characterization and Convergence. Wiley Series in Probability and Statistics, 1986.
- [19] M.I. Freidlin and A.D. Wentzell. Random Perturbations of Dynamical Systems, volume Grundlehren der mathematischen Wissenschaften 260 of A Series of Comprehensive Studies in Mathematics. Springer-Verlag, 1984.
- [20] P. Hoscheit, S. Geeraert, H. Monod, C.A. Gilligan, J. Filipe, E. Vergu, and M. Moslonka-Lefebvre. Dynamical network models for cattle trade: Towards economy-based epidemic risk assessment. Journal of Complex Networks, 2016.
- [21] P. Jagers. Branching Processes with Biological Applications. Wiley Series in Probability and SMathematical Statistics-Applied, 1978.
- [22] M. J. Keeling. Models of foot-and-mouth disease. Proceedings of the Royal Society B, 272:1195–1202, 2005.
- [23] J. G. Kemeny and J. L. Snell. Gehring, F. W. and Halmos, P. R., Finite Markov Chains, chapter Chapter 3 : Absorbing Markov Chains, page 224. Springer-Verlag, 1960.
- [24] D. G. Kendall. Deterministic and stochastic epidemics in closed populations. Proc. Third Berkeley Symp. Math. Statist. Probab., 4:149–165, 1956.
- [25] W. O. Kermack and A. G. McKendrick. A contribution to the mathematical theory of epidemics. Proceedings of the Royal Society of London, 115(772):700–721, 1927.
- [26] H. Kesten and B. P. Stigum. Limit theorems for decomposable multi-dimensional galton-watson processes. Journal of Mathematical Analysis and Applications, 17:309–338, 1967.



- [27] P. Kratz and E. Pardoux. Large deviations for infectious diseases models. [arXiv:1602.02803](#), 2018.
- [28] Michael Y. Li and Zhisheng Shuai. Global stability of an epidemic model in a patch environment. Canadian Applied Mathematics Quarterly, 17(1):175–187, 2009.
- [29] Q. Liu and D. Jiang. Stationary distribution and extinction of a stochastic sir model with nonlinear perturbation. Applied Mathematics Letters, 73:8–15, 2017.
- [30] Robert K. McKormack and Linda J.S. Allen. Multi-patch deterministic and stochastic models for wildlife diseases. Journal of Biological Dynamics, 1(1):63–85, October 2007.
- [31] S. P. Meyn and R. L. Tweedie. Stability of markovian processes iii: Foster-lyapunov criteria for continuous-time processes. Advances in Applied Probability, 25:518–548, 1993.
- [32] C. J. Mode. Multitype Branching Processes. Elsevier Publishing Co. Ltd., London, 1971.
- [33] Yoshiaki Muroya, Yoichi Enatsu, and Toshikazu Kuniya. Global stability of extended multi-group sir epidemic models with papatch through migration and cross-patch infection. Acta Mathematica Scientia, 33:341–361, 2013.
- [34] Genki I. Nagatani T. and Tainaka K. Epidemics of random walkers in metapopulation model for complete, cycle, and star graphs. Journal of Theoretical Biology, 2018.
- [35] P. Neal. The basic reproduction number and the probability of extinction for a dynamic epidemic model. Mathematical Bioscience, 2012.
- [36] I. Nåsell. On the time to extinction in recurrent epidemics. Journal of the Royal Statistical Society, 61(2):309–330, 1999.
- [37] P. O’Neill. Strong approximations for some open population epidemic models. Journal of Applied Probability, 33(2):448–457, 1996.
- [38] E. Pardoux and B. Samegni-Kepgnou. Large deviation principle for epidemic models. Applied Probability Trust, 2017.
- [39] N. Perra, B. Gonçalves, R. Pastor-Satorras, and A. Vespignani. Activity driven modeling of time varying networks. Nature Scientific Reports 2, 469, 2012.
- [40] S. Rautureau, B. Dufour, and B. Durand. Vulnerability of animal trade networks to the spread of infectious diseases: A methodological approach applied to evaluation and emergency control strategies in cattle, france, 2005. Transboundary and Emerging Diseases, Volume 58, Issue 2, pp. 110-120, 2011.
- [41] G. Scalia-Tomba. On the asymptotic final size distribution of epidemics in heterogeneous populations. Stochastic Processes in epidemic theory, 1990.
- [42] Taro Takagushi and Renaud Lambiotte. Analysis of metapopulation epidemic process on arbitrary networks. IFAC Conference Paper Archive, 48(18):141–145, 2015.
- [43] E. A. Van Doorn and P. K. Pollett. Quasi-stationary distributions for discrete-state models. European Journal of Operational Research, 230:1–14, 2013.

- [44] O. A. Van Herwaarden. Stochastic epidemics: the probability of extinction of an infectious disease at the end of a major outbreak. Journal of Mathematical Biology, 1997.
- [45] Onno A. Van Herwaarden and J. Grasman. Stochastic epidemics: major outbreaks and the duration of the endemic period. Journal of Mathematical Biology, 1995.
- [46] J. Verboom, K. Lankester, and J. A. Metz. Linking local and regional dynamics in stochastic metapopulation models. Biological Journal of the Linnean Society, 42(1-2):39–55, 1991.
- [47] D. Vere-Jones. Some limit theorems for evanescent processes. Australian Journal of Statistics, 11(2):67–78, 1969.
- [48] M. C. Vernon. Demographics of cattle movements in the united kingdom. BMC Veterinary Research, 2011.
- [49] Vito Volterra. Variations and fluctuations of the number of individuals in animal species living together. ICES Journal of Marine Science, 3:3–51, 1928.