

An attention-based Bi-GRU-CapsNet model for hypernymy detection between compound entities

Qi Wang^{a, *}, Tong Ruan^{a,*}, Yangming Zhou^{a,*},
Chenming Xu^b, Daqi Gao^a, Ping He^c,

^a*Department of Computer Science and Engineering, East China University of Science and Technology, Shanghai 200237, China*

^b*Department of Mathematics, East China University of Science and Technology, Shanghai 200237, China*

^c*Shanghai Hospital Development Center, Shanghai 200040, China*

Abstract

Named entities which composed of multiple continuous words frequently occur in domain-specific knowledge graphs. These entities are usually composable and extensible. Typical examples are names of symptoms and diseases in medical areas. To distinguish these entities from general words, we name them *compound entities*. Hypernymy detection between compound entities plays an important role in domain-specific knowledge graph construction. Traditional hypernymy detection approaches cannot perform well on compound entities due to the lack of contextual information in texts, and even the absence of compound entities in training sets, i.e. Out-Of-Vocabulary (OOV) problem. In this paper, we present a novel attention-based Bi-GRU-CapsNet model to detect hypernymy relationship between compound entities. Our model integrates several important components. English words or Chinese characters in compound entities are fed into Bidirectional Recurrent Units (Bi-GRUs) to avoid the OOV problem. An attention mechanism is then designed to focus on the differences between two compound entities. Since there are different cases in hypernymy relationship between compound entities, Capsule Network (CapsNet) is finally employed to decide whether the hypernymy relationship exists or not. Experimental results demonstrate the advantages of the proposed model over the state-of-the-art methods both on English and Chinese corpora of symptom and disease pairs.

Key words: Compound entities, hypernymy detection, capsule network, attention mechanism.

1 Introduction

Hypernymy relationship plays a critical role in language understanding because it enables generalization, which lies at the core of human cognition. Hypernymy detection is useful for natural language processing (NLP) tasks such as taxonomy creation [1], ontology extension [2], textual entailment recognition [3], sentence similarity estimation [4] and text generation [5]. However, existing methods for hypernymy detection deal with the case where an entity only includes a word. In fact, named entities which composed of multiple continuous words frequently occur in domain-specific areas. These entities are usually composable and extensible. Typical examples are names of symptoms and diseases in medical areas. Take “pain” as an example, body parts can be added to it, such as “head pain”. Severe words can also be added to it, such as “severe head pain”. Furthermore, causes can also be added to it, such as “severe head pain due to drug”. Note that not all the multiple-word entities have this composite property. To distinguish them from general entities, we define them as *compound entities*.

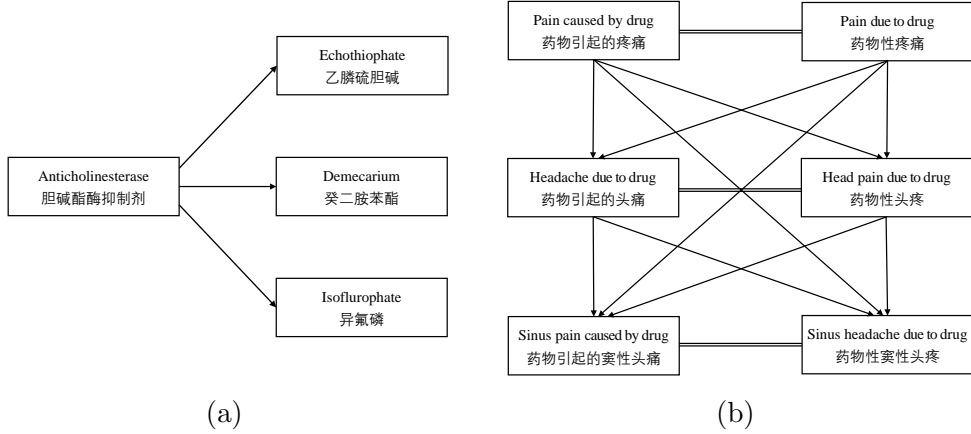


Fig. 1. Two illustrative examples to explain the hypernymy detections between general entities (at the leftmost) and compound entities (at the rightmost). The arrows point from the hypernym to the hyponym and the equality signs indicate the two compound entities are synonymous.

Given a pair of compound entities $\langle X_1, X_2 \rangle$, hypernymy detection aims to check if X_1 is a hypernym of X_2 , that is, if X_1 names a broad category that includes X_2 . An illustrative example of hypernymy relationship between compound entities is demonstrated in Fig. 1. Hypernymy pairs of compound en-

* Corresponding authors.

Email addresses: dsx4602@163.com (Qi Wang), ruantong@ecust.edu.cn (Tong Ruan), ymzhou@ecust.edu.cn (Yangming Zhou), chenming_xu@yeah.net (Chenming Xu), gaodai@ecust.edu.cn (Daqi Gao), 2265137200@qq.com (Ping He).

tities can be classified into several cases. We roughly divide the hypernymy relations as four categories:

- The hyponym is its hypernym with additional qualifiers. For example, the hyponym “sinus pain caused by drug” has an additional qualifier “sinus” compared with its hypernym “pain caused by drug”;
- The headword of the hyponym is the hyponym of that of its hypernym. For instance, the hyponym “headache caused by drug” and the hypernym “pain caused by drug”, “headache” is the hyponym of “pain”;
- The headword of the hyponym is the hyponym with additional qualifiers of that of its hypernym. For example, the hyponym “sinus headache caused by drug” and its hypernym “pain caused by drug”, “headache” is the hyponym of “pain”, and “sinus” is an additional qualifier;
- The hyponym and the hypernym have synonyms. For instance, the hyponym “head pain due to drug” and the hypernym “pain caused by drug”, “due to” and “caused by” are synonyms.

Hypernymy detection is a very challenging research topic. A number of methods have been proposed for this task. These methods are based on lexico-syntactic paths or distributional representations, or distributed representations. To detect hypernymy relations between compound entities, existing methods have two main deficiencies. On the one hand, both path-based methods and distributional methods suffer from the Out-Of-Vocabulary (OOV) problem (that compound entities may not appear in the training set). On the other hand, path-based methods and distributional methods do not take into account different cases in the hypernymy relationship between compound entities.

In this paper, we propose an attention-based Bi-GRU-CapsNet model for detecting hypernymy relationship between compound entities. Our model integrates three important components. Firstly, English words or Chinese characters in compound entities are fed into Bidirectional Gated Recurrent Units (Bi-GRUs). Secondly, an attention mechanism is used to focus on the differences between two compound entities. Thirdly, Capsule Network (CapsNet) is employed to decide whether there is a hypernymy relationship between the compound entity pair. We assess the effectiveness of the proposed model on both Chinese and English corpora of symptom and disease pairs. The main contributions of this paper are summarized as follows.

- We define the concept of compound entities, and propose an attention-based Bi-GRU-CapsNet model for hypernymy detection between compound entities. Unlike previous methods, our model is based on the internal elements of compound entities, which does not require the contextual information.
- To avoid the OOV problem, English words or Chinese characters in compound entities are fed into Bi-GRUs.

- An attention mechanism is introduced to identify the differences between two compound entities, which is able to effectively improve the model performance.
- CapsNet is first applied to solve NLP tasks, especially for the hypernymy detection. Specifically, we employ capsules to deal with different cases of hypernymy relationship between compound entities.
- We build two corpora (both English and Chinese) of symptom and disease pairs for hypernymy detection between compound entities.
- Experimental results demonstrate that our attention-based Bi-GRU-CapsNet model outperforms the state-of-the-art methods on both Chinese and English corpora of symptom and disease pairs.

The rest of the paper is organized as follows. In the next section, we review the related work on hypernymy detection. In Section 3, we present the proposed model. We report the computational results in Section 4. Section 5 is dedicated to experimental analyses of several key issues of our proposed model. Finally, conclusions and further work are given in Section 6.

2 Related work

Due to its practical significance, hypernymy detection has attracted considerable research effort in the last decades and a lot of methods have been proposed. We briefly review three categories of approaches, namely, path-based methods, distributional methods and distributed methods.

2.1 Path-based methods

Path-based methods identify hypernymy relationship through the lexico-syntactic paths which connect the joint occurrences of entity pairs in a large corpus [6,7,8]. The pioneer work is proposed by Hearst [6], who has found out that linking two noun phrases (NPs) via certain lexical constructions often implies hypernymy relationship (e.g. NP_1 is a hypernym of NP_2 in the lexical patterns “ NP_1 such as NP_2 ” and “ NP_2 and other NP_1 ”). Variations of pattern-based methods are later used to detect hypernymy relationship [7,9]. Recently, deep learning methods are also employed, in which the context paths are encoded using a recurrent neural network [8].

Path-based methods are simple and efficient. However, due to ambiguity of natural language, it is not robust to detect the hypernymy relationship according to the context of entity pairs. Consider two sentences: “Various diseases could cause abnormalities of breathing, such as stridor, mouth breath-

ing, and periodic breathing” and “Various diseases could cause abnormalities of breathing, such as asthma, thalassaemia, and obstruction of respiratory tract”. According to the lexical patterns mentioned above, path-based methods can perform correctly for the former sentence, but perform incorrectly for the latter sentence, so this kind of methods may obtain low precision. Furthermore, people do not express every possible hypernymy relationship in natural-language texts, which limiting the recall of these methods. The path-based methods require co-occurrence of an entity pair, but there are a few hypernymy pairs of compound entities in the same sentence¹. Thus, path-based methods are not applicable to hypernymy detection between compound entities.

2.2 Distributional methods

Distributional methods represent a category of methods which use the distributional representations of entity pairs, i.e. the contexts with which each entity occurs separately in the corpus [10,11,12,13]. Earlier distributional methods are usually based on unsupervised learning, which represent an entity by its textual contexts in the form of a high-dimensional vector, and employ a scoring function to detect hypernymy relationship. Some works follow the distributional inclusion hypothesis, which assumes that hypernyms have broader contexts than hyponyms [10,11]. Some works assume that the hypernyms of an entity co-occur with it frequently [14]. Lately, with the popularity of word embeddings [15], most focus has shifted towards supervised distributional methods. Some works use combination of entity embeddings to represent entity pairs [12,16]. In addition, Fu *et al.* [13] trains projection matrices between entity embeddings of entity pairs; Glavas and Ponzetto [17] capture the translation between unspecialized and specialized word embeddings via a pair of tensors; Jiang *et al.* [18] sends entity embedding pairs to a recurrent neural network for hypernymy detection.

Different from path-based methods, distributional methods do not require co-occurrence of an entity pair, and these methods usually perform better than path-based methods. However, many times a compound entity is more like a sentence rather than a word. When representing compound entities with distributional vectors through their contextual information, these methods often

¹ For example, as for Chinese symptoms, there are 324,253 sentences in the six Chinese healthcare websites mentioned in Section 4.1 as well as the healthcare pages in Baidu Baike (<https://baike.baidu.com/wikitag/taglist?tagId=75953/>), which is the largest encyclopedia in China. However, among 12,800 Chinese symptom hypernymy pairs, there only exists 3,348 pairs co-occurring in the sentences mentioned above. The occurrence rate is merely 26.1%.

suffer from the Out-Of-Vocabulary (OOV) problem because of the absence of compound entities in the corpus².

2.3 Distributed methods

Distributed methods utilize neural models to learn distributed representations via pre-extracted hypernymy pairs. Yu *et al.* [19] proposed a supervised method with negative sampling to learn entity embeddings for hypernymy identification. Tuan *et al.* [20] proposed a dynamic weighting neural model to learn term embeddings in which the model encodes not only the hypernym and hyponym terms, but also the contextual information between them.

Different from distributional methods which obtain entity vectors through their contextual information, distributed methods can train entity vectors only by pre-extracted hypernymy pairs. However, previous distributed methods only designed to deal with single-word entities, do not take compound entities into account. Our proposed attention-based Bi-GRU-CapsNet model (see Section 3) is also a distributed method. It considers the internal elements of compound entities. English words or Chinese characters in compound entities are fed into Bi-GRUs in order to avoid the OOV problem.

3 Attention-based Bi-GRU-CapsNet model

3.1 Overview

In this section, we present an attention-based Bi-GRU-CapsNet model for hypernymy detection between compound entities. In our model, English words or Chinese characters are first represented as distributed embedding vectors through embedding layers, and then they are fed into the bidirectional recurrent layers. For the recurrent layer, we employ gated recurrent units (GRUs) [21] as the basic recurrent units, as they have similar functionalities but fewer parameters compared to long short-term memory (LSTM) [22]. Afterwards, an attention mechanism is utilized to obtain the feature vector (also considered as a capsule) of each entity. Finally, Capsule network (CapsNet) is used to decide whether the two compound entities have hypernymy relationship. We show the whole framework of our model in Fig. 2. We present the key components in the following sections.

² Also take Chinese symptoms as example, among 26,821 Chinese symptoms, there exists 7,511 symptoms disappearing in the sentences mentioned above. The miss rate is up to 28.0%.

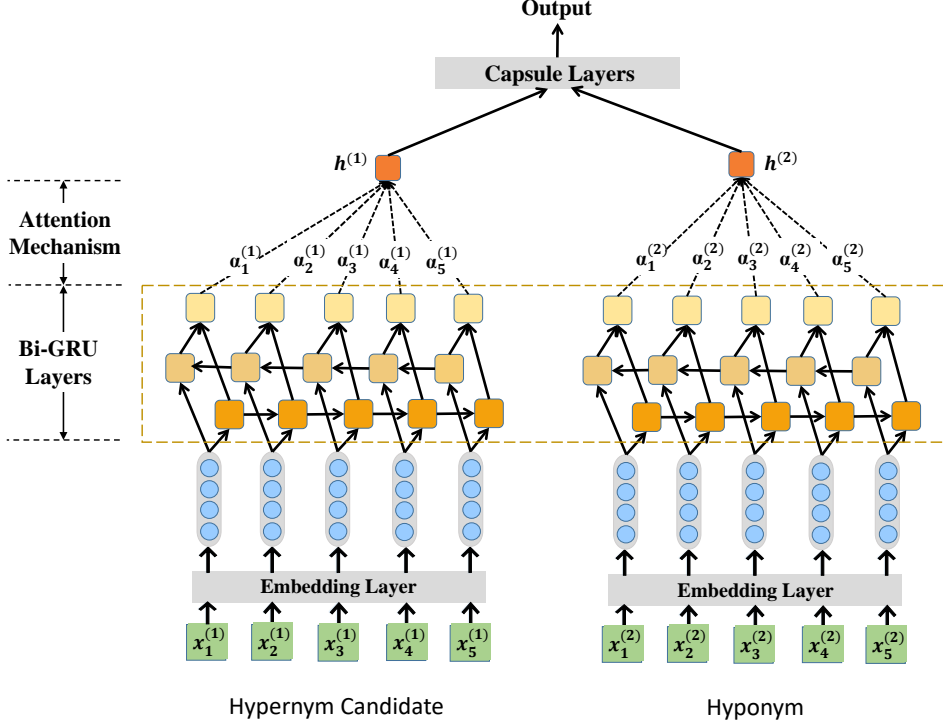


Fig. 2. The framework of our proposed attention-based Bi-GRU-CapsNet model for hypernymy detection between compound entities.

3.2 Embedding layer

Given a hypernym candidate X_1 , which is a sequence of T_1 words, and a hyponym X_2 , which is a sequence of T_2 words³, the first step is to map discrete language symbols to distributed embedding vectors. Formally, we lookup embedding vector from embedding matrix for each word $x_t^{(k)}$ as $e_t^{(k)} \in \mathbb{R}^{d_e}$, where $k \in \{1, 2\}$ indicates whether the compound entity is a hypernym candidate or a hyponym, $t \in \{1, 2, \dots, T_k\}$ indicates $x_t^{(k)}$ is the t -th word in X_k , and d_e is a hyper-parameter indicating the size of word embedding.

3.3 Bi-GRU layer

As a variant of standard recurrent neural network (RNN), the gated recurrent unit (GRU) was originally proposed by Cho *et al.* [21]. For each position t , GRU computes \mathbf{h}_t with input \mathbf{x}_t and previous state \mathbf{h}_{t-1} , as:

$$\mathbf{r}_t = \sigma(\mathbf{W}_r \mathbf{x}_t + \mathbf{U}_r \mathbf{h}_{t-1}) \quad (1)$$

³ X_1 and X_2 can be sequences of English words or Chinese characters. We say sequences of words here only for convenience.

$$\mathbf{u}_t = \sigma(\mathbf{W}_u \mathbf{x}_t + \mathbf{U}_u \mathbf{h}_{t-1}) \quad (2)$$

$$\tilde{\mathbf{h}}_t = \tanh(\mathbf{W}_c \mathbf{x}_t + \mathbf{U}(\mathbf{r}_t \odot \mathbf{h}_t - 1)) \quad (3)$$

$$\mathbf{h}_t = (1 - \mathbf{u}_t) \odot \mathbf{h}_{t-1} + \mathbf{u}_t \odot \tilde{\mathbf{h}}_t \quad (4)$$

where \mathbf{h}_t , \mathbf{r}_t and $\mathbf{u}_t \in \mathbb{R}^d$ are d -dimensional hidden state, reset gate, and update gate, respectively; \mathbf{W}_r , \mathbf{W}_u , $\mathbf{W}_c \in \mathbb{R}^{d_e \times d}$ and \mathbf{U}_r , \mathbf{U}_u , $\mathbf{U} \in \mathbb{R}^{d \times d}$ are the parameters of the GRU; σ is the sigmoid function, and \odot denotes element-wise production.

For a word at t , we use the hidden state $\vec{\mathbf{h}}_t$ from the forward GRU as a representation of the preceding context, and the $\overleftarrow{\mathbf{h}}_t$ from the backward GRU that encodes text reversely, to incorporate the context after t . We use the concatenation $\mathbf{h}_t = [\vec{\mathbf{h}}_t; \overleftarrow{\mathbf{h}}_t]$, the bi-directional contextual encoding of \mathbf{x}_t , as the output of the Bi-GRU layer at t .

3.4 Attention mechanism

As to hypernymy detection, it is helpful to focus on only the different parts between two compound entities. In our model, we introduce an attention mechanism to improve the detection performance. The feature vector $\mathbf{h}^{(k)}$ of the entity X_k is defined as a weighted sum, which is computed as follows:

$$\mathbf{h}^{(k)} = \sum_{i=1}^{T_k} \alpha_i^{(k)} \mathbf{h}_i^{(k)} \quad (5)$$

where $\mathbf{h}_i^{(k)}$ is the output of the Bi-GRU layer at i , and the weight $\alpha_i^{(k)}$ is computed by

$$\alpha_i^{(k)} = aw_i^{(k)} + b \quad (6)$$

$$w_i^{(k)} = \begin{cases} 0, & x_i^{(k)} \in seqLCS \\ 1, & x_i^{(k)} \notin seqLCS \end{cases} \quad (7)$$

Here, *seqLCS* is the longest common subsequence of X_1 and X_2 , $x_i^{(k)}$ is the i -th word of X_k , and a, b are the parameters of the network.

As mentioned above, the key to hypernymy detection is to focus on the differences between two compound entities. Thus, it is a better choice that different words between entity pairs contribute more to the final entity vectors $\mathbf{h}^{(k)}$. Since $\mathbf{h}^{(k)}$ is a weighted sum (see Eq. 5), the attention mechanism aims that the different parts of entity pairs have larger attention weights compared with the overlapping parts. It is like paying more attention to the different

words and ignoring the overlapping words, so we call it attention mechanism. Through the attention mechanism, the model can also deal with unseen entity pairs if the different parts have appeared in the training set.

3.5 Capsule layer

The capsule layer was originally proposed in [23] for digit recognition, in which a capsule is a group of neurons whose activity vector represents the instantiation parameters of a specific type of entity. The length of the activity vector is used to represent the probability that the entity exists and its orientation to represent the instantiation parameters. Thus, a non-linear squashing function is used to ensure that short vectors get shrunk to almost zero length and long vectors get shrunk to a length slightly below 1:

$$\mathbf{v}_j = \frac{\|\mathbf{s}_j\|^2}{1 + \|\mathbf{s}_j\|^2} \frac{\mathbf{s}_j}{\|\mathbf{s}_j\|} \quad (8)$$

where \mathbf{v}_j is the vector output of input capsule \mathbf{s}_j .

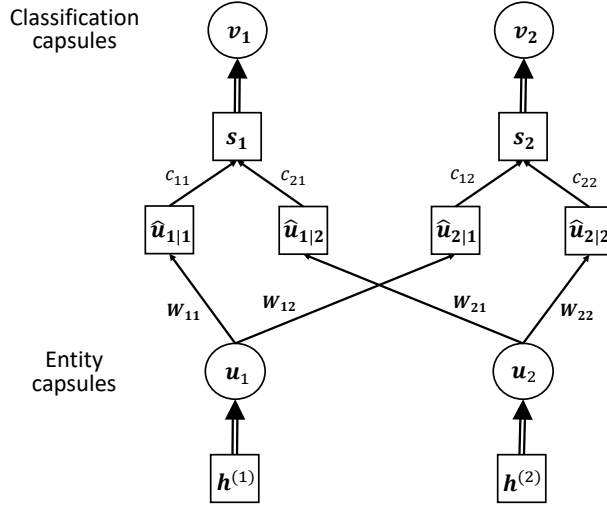


Fig. 3. Capsule layers where the double-line arrows indicate squashing functions.

Unlike Sabour *et al.* [23], we use capsules to represent both entities and relations. Therefore, the probability of hypernymy relationship can be represented by the length of corresponding capsules, and different cases of hypernymy relationship can be represented by the orientation of the capsule. As illustrated in Fig. 3, the total input to a capsule \mathbf{s}_j is a weighted sum over all “prediction vectors” $\hat{\mathbf{u}}_{j|i}$ from the capsules in the layer below and is produced by multiplying the output \mathbf{u}_i of a capsule in the layer below by a weight matrix \mathbf{W}_{ij} :

$$\mathbf{s}_j = \sum_{i=1} c_{ij} \hat{\mathbf{u}}_{j|i} \quad (9)$$

$$\hat{\mathbf{u}}_{j|i} = \mathbf{W}_{ij} \mathbf{u}_i \quad (10)$$

where c_{ij} are coupling coefficients that are determined by an iterative dynamic routing algorithm with a given number of iterations r (see [23] for more details).

In training, a separate margin loss, L_j for each classification capsule, v_j , is minimized:

$$L_j = R_j \max(0, m^+ - \|\mathbf{v}_j\|)^2 + (1 - R_j) \max(0, \|\mathbf{v}_j\| - m^-)^2 \quad (11)$$

where $j \in \{1, 2\}$ represents two compound entities whether or not have hypernymy relationship, $R_j = 1$ iff the relation j exists and $m^+ = 0.9$ and $m^- = 0.1$. The total loss is simply the sum of the losses of both classification capsules.

4 Computational results

4.1 Datasets

Our proposed model is evaluated on English and Chinese corpora⁴. All instances in our corpora are symptom and disease pairs of compound entities. The statistical characteristics of these two corpora are shown in Table 1.

Table 1

Statistical characteristics of English and Chinese corpora.

Corpus		positive	negative	all
English	training set	27,872	27,872	55,744
	test set	9,954	9,954	19,908
	validation set	1,991	1,991	3,982
Chinese	train set	8,960	8,960	17,920
	test set	3,200	3,200	6,400
	validation set	640	640	1,280

⁴ They are publicly available at <https://github.com/ECUST-NLP-Lab/medicalHypernymy>

The English corpus is constructed by extracting clinical finding pairs in SNOMED CT [24]. SNOMED CT is considered to be the most comprehensive, multilingual clinical healthcare terminology in the world. It is easy to get hypernymy compound entities for its hierarchical relation structure. Clinical finding pairs with hypernymy relationship are chosen as positive instances, while the other pairs are regarded as negative instances.

Since there is no Chinese version of SNOMED CT, following Ruan *et al.* [25], we build a Chinese corpus by extracting hypernymy and synonymy relations between symptoms from semi-structured and unstructured data on the detail pages of six selected Chinese healthcare websites. We set hypernymy symptom pairs as positive instances, hyponymy, synonymy and unrelated symptom pairs as negative instances.

Since supervised lexical inference methods tend to perform “lexical memorization”, i.e., if some words always appear as hypernyms of positive cases, they will be judged as positive as long as they are hypernym candidates regardless of the corresponding hyponyms [26]. To handle this problem, we also sample those clinical findings which are always hypernyms or hyponyms, and compose them as negative instances.

4.2 Experimental settings

We set $a = 1$ and $b = 0$ for our attention mechanism. Corresponding to the attention mechanism, each compound entity is required to ends with a special end-of-term symbol “ $\langle EOS \rangle$ ”, and the attention weight $w_i^{(k)}$ of “ $\langle EOS \rangle$ ” is set to 1, which enables the model to always have a non-zero output vector of an entity. We experimentally confirm this setting in Section 5.3.

Due to the lack of context corpus, we randomly initialize word embeddings and each embedding is 256-dimensional. Both the size of GRU hidden states and the dimension of the capsules are set to 64. We have routing only between two consecutive capsule layers (i.e. entity capsules and classification capsules) with two iterations (i.e., $r = 2$), and all the routing logits are initialized to zero. The model is trained by an adaptive learning rate method AdaDelta [27] to minimize the margin loss and the batch size is 128. Both the selection of margin loss function and the number of iterations $r = 2$ are determined based on the experimental results in Section 5.1 and Section 5.2. The best results in tables are in bold in following sections.

4.3 Comparison with state-of-the-art methods

In the experiments, we compare our model with state-of-the-art methods. These reference algorithms are selected based on following reasons. Consider the first case of hypernymy relationship, we compare our model with two simple but effective basic methods, i.e. string containing method and set containing method. Due to the lack of context corpus of compound entity pairs, existing methods cannot be directly applied to this task. As an adaptation, we select several state-of-the-art supervised distributional approaches and distributed approaches as reference algorithms. Specifically, as to supervised distributional approaches, instead of training entity embeddings on context corpus via word2vec [15], we randomly initialize **whole entity** embeddings, and update them through the supervised learning process. In addition, we also use the **sum of word** embeddings as the entity vector for solving the OOV problem. These reference algorithms can be roughly categorized into basic methods, distributional methods and distributed methods.

(1) **Basic methods:**

- **String containing method:** given a hypernym candidate X_1 and a hyponym X_2 , if X_2 contains X_1 , X_1 and X_2 are considered to have hypernymy relationship.
- **Set containing method:** given a hypernym candidate X_1 and a hyponym X_2 , if the English word (or Chinese character) set of X_2 contains the English word (or Chinese character) set of X_1 , X_1 and X_2 are considered to have hypernymy relationship.

(2) **Distributional methods:**

- **Feature vector method** [12,16] is a distributional method, where an entity pair is represented by a feature vector. The feature vector is a combination of each entity embedding. Following Shwartz *et al.* [8], we test three state-of-the-art combination methods, namely concatenation (i.e., $\vec{X}_1 \oplus \vec{X}_2$), difference (i.e., $\vec{X}_1 - \vec{X}_2$) and dot-product (i.e., $\vec{X}_1 \cdot \vec{X}_2$). For each kind of feature vectors, we train a number of classifiers: logistic regression, support vector machine (SVM), and SVM with radial basis function (RBF) kernel. We perform model selection on the validation set to select the best one.
- **Projection learning method** [13] is also a distributional method which trains projection matrices between entity embeddings to predict hypernymy⁵.

⁵ They clustered their embedding space with k -means for domain adaptation, tuning k based on a validation set. However, the cluster process relying on entity embeddings is not applicable for our task due to the lack of the context information. That is, entity embeddings are produced via word2vec which needs context information as its input. Fortunately, Fu *et al.* [13] stated that different clusters

- **Simple RNN method** [18] is a distributional method which sends entity pairs to a RNN to predict hypernymy.
- (3) **Distributed method:**
- **Term embedding method** [19] is a supervised distributed method with negative sampling to learn entity embeddings via pre-extracted hypernymy pairs.

Table 2

Comparative results of our model and state-of-the-art methods on both English and Chinese corpora of symptom and disease pairs.

methods		English corpus			Chinese corpus		
		precision	recall	F ₁ -score	precision	recall	F ₁ -score
string containing		95.20	2.39	4.66	99.17	78.47	87.61
set containing		94.45	5.64	10.66	97.95	86.66	91.96
feature vector*	whole entity	73.72	81.77	77.54	79.51	69.47	74.15
	sum of words	87.31	88.95	88.12	93.35	94.78	94.06
projection learning	whole entity	70.96	83.47	76.71	78.19	64.75	70.84
	sum of words	83.30	87.22	85.21	85.32	86.84	86.08
simple RNN	whole entity	76.51	80.78	78.59	81.42	62.59	70.78
	sum of words	88.52	89.92	89.22	80.11	63.56	70.88
Term embedding	whole entity	29.81	59.62	39.75	78.19	64.75	70.84
	sum of words	42.63	85.25	56.83	38.78	77.56	51.73
attention-based Bi-GRU-CapsNet		89.30	91.42	90.35	96.09	94.44	95.26

* We only give the results of feature vector methods with the best settings (i.e., combination method is difference ($\vec{X}_1 - \vec{X}_2$) and classifier is SVM with RBF kernel).

Table 2 summarizes comparative results of our model and six reference algorithms on English and Chinese corpora. From this table, we clearly observe that our model outperforms these reference algorithms. More specifically, our attention-based Bi-GRU-CapsNet model achieves the best F₁-scores both on English and Chinese corpora compared with all reference algorithms. While for the performance in terms of recall and precision, our model is also highly competitive.

For two basic methods, i.e., string containing method and set containing method, we observe that they perform well on Chinese corpus, but get poor performance in terms of recall ($\leq 5.64\%$) and F₁-score ($\leq 10.66\%$) on English corpus. It is because most of the Chinese symptom hypernymy pairs belong to the first case, i.e. qualifiers added, while English corpus does not, so the performance in terms of recall declines sharply.

correspond to different kinds of entities, such as animals and people’s occupations. Since our corpora contain only one kind of entities, i.e. clinical findings, it is not necessary to cluster their embedding space.

For the adapted reference algorithms, we observe that they achieve similar performance ($\geq 62.59\%$) in terms of all three measures except for term embedding method. Compared to the whole entity version, all four adapted reference algorithms with sum of words achieve better performance except term embedding method on Chinese corpus. Roughly speaking, our model achieves the better performance ($\geq 89.30\%$) than all these four adapted reference algorithms except for one exception. That is, the recall of feature vector method with sum of word embeddings on Chinese corpus is 94.78%, which is slightly better than the recall of our model (i.e., 94.44%).

In addition, we observe that simple RNN method with sum of words performs better than the other reference methods on English corpus, whose F_1 -score is merely 1.13% lower than our model, because it utilizes a RNN to remember both the hyponym and its hypernym candidate when judgment. However, its F_1 -score is far below our model on the Chinese corpus. As mentioned above, most of the Chinese symptom hypernymy pairs belong to the first case, i.e. qualifiers added, and the recall of simple RNN method is nearly 20% lower than its precision. It indicates that simple RNN method will be confused if the two entities are similar, and tends to think they have no hypernymy relationship. While our model employs an attention mechanism to focus on the different parts between entities, so it will not be confused even though the two entities are similar, and is nearly 25% higher than simple RNN method in terms of F_1 -score. Actually, except feature vector method with sum of words, other reference methods all perform poorly on the Chinese corpus. It is because only the feature vector method (i.e., difference + SVM with RBF kernel) pays special attention to the different parts between two entities.

These interesting observations confirm the usefulness of our model for hypernymy detection between compound entities. Our model achieve highly competitive performance on both English and Chinese corpora compared with these six reference algorithms.

5 Discussion and analysis

In this section, we perform additional experiments to gain some understanding of our proposed model. Specifically, we conduct three groups of experiments to respectively investigate the effect of the capsule layers, interest of Bi-GRUs and the effectiveness of the attention mechanism. The following experimental investigations are based on English corpus.

5.1 Effect of the capsule layers

To study the effect of the capsule layers integrating in our model, we experimentally compare the performance of Bi-GRU models with capsule layers, sigmoid layers and softmax layers. We report the results on two different loss functions based on the English corpus. The comparative results are summarized in Table 3.

Table 3

Comparisons between Bi-GRU models with the capsule layers, sigmoid layers and softmax layers under different loss functions on the English corpus.

		loss function					
		cross entropy			margin loss		
layer	r	precision	recall	F ₁ -score	precision	recall	F ₁ -score
sigmoid	-	84.64	86.15	86.48	84.15	88.69	86.36
softmax	-	83.52	91.27	87.23	83.27	91.23	87.07
capsule	1	87.78	89.56	88.66	87.83	91.75	89.75
	2	89.23	90.88	90.05	89.30	91.42	90.35
	3	89.11	89.44	89.28	88.56	91.90	90.20

Table 3 shows the results of Bi-GRU models with the capsule layers, sigmoid layers and softmax layers under two different loss functions on the English corpus. From this table, we can obtain following observations. Roughly speaking, the performance of Bi-GRU models with capsule layers is significantly better than the performance of Bi-GRU models with sigmoid layers and softmax layers on both two loss function. There is only one small exception. That is, softmax layer with cross entropy loss function achieves the best performance in terms of recall (i.e., 91.27%), which is slightly better than capsule layers. It is reasonable that a capsule can learn a more robust representation for hypernymy detection, which can successfully deal with different cases in hypernymy relationship. For the capsule layers with different numbers of routing iterations (i.e., $r \in \{1, 2, 3\}$), we clearly observe that the best performance is achieved when the routing iteration is 2 (see the results in bold). For the results of capsule layers with different loss functions, we clearly see that the results of margin loss are better than that of cross entropy. These observations confirm the interest of capsule layers. Consequently, we use the capsule layers and set the number of routing iterations $r = 2$ in our model.

5.2 Interest of the Bi-GRUs

To analyse the interest of the Bi-GRUs, we compare the computational results of sigmoid layers, softmax layers and capsule layers for the cases with

or without Bi-GRUs. Based on the English corpus, we also discuss the results obtained by using two different loss functions. The computational results are shown in Table 4.

Table 4

Comparative results of models with or without Bi-GRUs under different loss functions on the English corpus.

		loss function					
		cross entropy			margin loss		
layer	Bi-GRUs ?	precision	recall	F ₁ -score	precision	recall	F ₁ -score
sigmoid	no	80.35	84.18	82.22	81.86	84.46	83.14
	yes	84.64	86.15	86.48	84.15	88.69	86.36
softmax	no	77.29	88.86	82.67	81.92	86.14	83.98
	yes	83.52	91.27	87.23	83.27	91.23	87.07
capsule*	no	85.70	90.63	88.10	87.69	89.68	88.68
	yes	89.23	90.88	90.05	89.30	91.42	90.35

* The result of our model with capsule layers is obtained when the routing iteration equals 2.

From table 4, we observe that the use of Bi-GRUs significantly improves the detection performance. For example, in case of cross entropy, the performance of capsule layers without Bi-GRUs in terms of precision, recall and F₁-score is 85.70%, 90.63% and 88.10% respectively. With the help of Bi-GRUs, the performance of capsule layers in terms of precision, recall and F₁-score increases to 89.23%, 90.88% and 90.05% respectively. It is also true for the case with margin loss function. For the sigmoid layers and softmax layers, same observations can also be obtained. These observations prove the interest of Bi-GRUs to improve the detection performance. In addition, we also obtain the same observation on the loss function as well as Section 5.1. That is, the results of margin loss function are better than that of cross entropy. Therefore, we use margin loss as our loss function in our model.

5.3 Effectiveness of the attention mechanism

Attention mechanism is a very effective method for solving NLP tasks. It was originally proposed by Bahdanau *et al.* [28] to deal with neural machine translation, where a softmax function is employed to calculate the attention weights. This section is devoted to investigating the effectiveness of our attention mechanism. Based on English corpus, we empirically compare following four attention mechanisms:

- (1) the attention weight $\alpha_i^{(k)} = w_i^{(k)}$ without a softmax layer;
- (2) the attention weight $\alpha_i^{(k)} = 10w_i^{(k)}$ without a softmax layer;
- (3) the attention weight $\alpha_i^{(k)} = w_i^{(k)}$ with a softmax layer;

(4) the attention weight $\alpha_i^{(k)} = 1$ without a softmax layer, i.e. equal attention.

Table 5

Comparative results of four attention mechanisms on English corpus.

	$aw_i^{(k)} + b$	softmax ?	precision	recall	F ₁ -score	same parts	different parts
unequal attention	$a = 1, b = 0$	no	89.30	91.42	90.35	no attention	attention
	$a = 10, b = 0$	no	88.88	91.35	90.10	no attention	much attention
	$a = 1, b = 0$	yes	85.74	90.00	87.82	little attention	a little attention
equal attention	$a = 0, b = 1$	no	85.71	89.72	87.67	equal attention	equal attention

Table 5 shows the comparative results of four different attention schemes on English corpus. We observe that the performance of our model with unequal attention is better than that of our model with equal attention (i.e., no special attention). We also observe that our model achieve better performance when there is no attention used to the same parts between compound entities. It is reasonable because hypernymy detection always pays more attention on the different parts of the pairs. Based on above observations, in our model, we introduce an attention mechanism to focus on the differences between two compound entities. This strategy can effectively bring good generalization when an unseen pair have the different parts which have existed in the training set. For three unequal attention schemes, we observe that the model achieves the best performance when the parameters $a = 1$ and $b = 0$. Therefore, we use this kind of experimental settings in our model.

6 Conclusion

Compound entities frequently occur in domain-specific areas, but existing hypernymy detection methods do not perform well on them. In this paper, we propose a novel attention-based Bi-GRU-CapsNet model for hypernymy detection between compound entities. Our model consists of three important components: 1). English words or Chinese characters in compound entities are fed into Bi-GRUs in order to avoid the OOV problem; 2). an attention mechanism is used to focus on the differences between two entities; 3). CapsNet is employed to deal with different cases in hypernymy relationship.

Experimental results on both English and Chinese corpora of symptom and disease pairs show that our model achieves significant improvements compared to existing methods in the literature. Our experimental analyses have also confirmed effectiveness of our three components.

As future work, we plan to improve synonymy inference for hypernymy detection, and construct a better benchmark corpus for hypernymy detection between compound entities.

Acknowledgments

This work was partially supported by National Natural Science Foundation of China (No. 61772201) and the Scientific Research Program of Shanghai funded by Shanghai Science and Technology Committee (No. 16511101000).

References

- [1] R. Snow, D. Jurafsky, A. Y. Ng, Semantic taxonomy induction from heterogenous evidence., in: ACL 2006, International Conference on Computational Linguistics and Meeting of the Association for Computational Linguistics, Proceedings of the Conference, Sydney, Australia, 17-21 July, 2006, pp. 801–808.
- [2] J. Lee, J. Kim, J. C. Park, Automatic extension of gene ontology with flexible identification of candidate terms, *Bioinformatics* 22 (6) (2006) 665–670.
- [3] I. Dagan, D. Roth, F. Zanzotto, M. Sammons, Recognizing textual entailment: models and applications, *Synthesis Lectures on Human Language Technologies* 6 (4) (2015) 1–220.
- [4] G. Sogancioglu, H. Öztürk, A. Özgür, BIOSSES: a semantic sentence similarity estimation system for the biomedical domain, *Bioinformatics* 33 (14) (2017) i49–i58.
- [5] O. Biran, K. McKeown, Classifying taxonomic relations between pairs of wikipedia articles, in: Sixth International Joint Conference on Natural Language Processing, IJCNLP 2013, Nagoya, Japan, October 14-18, 2013, 2013, pp. 788–794.
- [6] M. A. Hearst, Automatic acquisition of hyponyms from large text corpora, in: Proceedings of the 14th conference on Computational linguistics-Volume 2, Association for Computational Linguistics, 1992, pp. 539–545.
- [7] R. Snow, D. Jurafsky, A. Y. Ng, Learning syntactic patterns for automatic hypernym discovery, in: Advances in Neural Information Processing Systems, 2005, pp. 1297–1304.
- [8] V. Shwartz, Y. Goldberg, I. Dagan, Improving hypernymy detection with an integrated path-based and distributional method, in: Proceedings of the 54th Annual Meeting of the Association for Computational Linguistics, ACL 2016, August 7-12, 2016, Berlin, Germany, Volume 1: Long Papers, 2016, pp. 2389–2398.
- [9] A. Ritter, S. Soderland, O. Etzioni, What is this, anyway: Automatic hypernym discovery, in: Learning by Reading and Learning to Read, Papers from the 2009 AAAI Spring Symposium, Technical Report SS-09-07, Stanford, California, USA, March 23-25, 2009, 2009, pp. 88–93.

- [10] L. Kotlerman, I. Dagan, I. Szpektor, M. Zhitomirsky-Geffet, Directional distributional similarity for lexical inference, *Natural Language Engineering* 16 (4) (2010) 359–389.
- [11] A. Lenci, G. Benotto, Identifying hypernyms in distributional semantic spaces, in: *Proceedings of the First Joint Conference on Lexical and Computational Semantics-Volume 1: Proceedings of the main conference and the shared task, and Volume 2: Proceedings of the Sixth International Workshop on Semantic Evaluation*, Association for Computational Linguistics, 2012, pp. 75–79.
- [12] M. Baroni, R. Bernardi, N. Q. Do, C. C. Shan, Entailment above the word level in distributional semantics, in: *Conference of the European Chapter of the Association for Computational Linguistics*, 2012, pp. 23–32.
- [13] R. Fu, J. Guo, B. Qin, W. Che, H. Wang, T. Liu, Learning semantic hierarchies via word embeddings, in: *Proceedings of the 52nd Annual Meeting of the Association for Computational Linguistics, ACL 2014, June 22-27, 2014, Baltimore, MD, USA, Volume 1: Long Papers*, 2014, pp. 1199–1209.
- [14] R. Fu, B. Qin, T. Liu, Exploiting multiple sources for open-domain hypernym discovery, in: *Proceedings of the 2013 Conference on Empirical Methods in Natural Language Processing, EMNLP 2013, 18-21 October 2013, Grand Hyatt Seattle, Seattle, Washington, USA, A meeting of SIGDAT, a Special Interest Group of the ACL*, 2013, pp. 1224–1234.
- [15] T. Mikolov, K. Chen, G. Corrado, J. Dean, Efficient estimation of word representations in vector space, *CoRR* abs/1301.3781. [arXiv:1301.3781](#).
- [16] S. Roller, K. Erk, G. Boleda, Inclusive yet selective: Supervised distributional hypernymy detection, in: *COLING 2014, 25th International Conference on Computational Linguistics, Proceedings of the Conference: Technical Papers, August 23-29, 2014, Dublin, Ireland*, 2014, pp. 1025–1036.
- [17] G. Glavas, S. P. Ponzetto, Dual tensor model for detecting asymmetric lexico-semantic relations, in: *Conference on Empirical Methods in Natural Language Processing*, 2017, pp. 1757–1767.
- [18] T. Jiang, M. Liu, B. Qin, T. Liu, Constructing semantic hierarchies via fusion learning architecture, in: *China Conference on Information Retrieval*, Springer, 2017, pp. 136–148.
- [19] Z. Yu, H. Wang, X. Lin, M. Wang, Learning term embeddings for hypernymy identification, in: *Proceedings of the Twenty-Fourth International Joint Conference on Artificial Intelligence, IJCAI 2015, Buenos Aires, Argentina, July 25-31, 2015*, 2015, pp. 1390–1397.
- [20] L. A. Tuan, Y. Tay, S. C. Hui, S. K. Ng, Learning term embeddings for taxonomic relation identification using dynamic weighting neural network, in: *Conference on Empirical Methods in Natural Language Processing*, 2016, pp. 403–413.

- [21] K. Cho, B. van Merriënboer, Ç. Gülçehre, F. Bougares, H. Schwenk, Y. Bengio, Learning phrase representations using RNN encoder-decoder for statistical machine translation, CoRRarXiv:1406.1078.
- [22] J. Chung, Ç. Gülçehre, K. Cho, Y. Bengio, Empirical evaluation of gated recurrent neural networks on sequence modeling, CoRR abs/1412.3555. arXiv:1412.3555.
- [23] S. Sabour, N. Frosst, G. E. Hinton, Dynamic routing between capsules, in: Advances in Neural Information Processing Systems 30: Annual Conference on Neural Information Processing Systems 2017, 4-9 December 2017, Long Beach, CA, USA, 2017, pp. 3859–3869.
- [24] K. Donnelly, SNOMED-CT: The advanced terminology and coding system for ehealth., Studies in Health Technology & Informatics 121 (121) (2006) 279.
- [25] T. Ruan, M. Wang, J. Sun, T. Wang, L. Zeng, Y. Yin, J. Gao, An automatic approach for constructing a knowledge base of symptoms in chinese, in: IEEE International Conference on Bioinformatics and Biomedicine, 2017, pp. 1657–1662.
- [26] O. Levy, S. Remus, C. Biemann, I. Dagan, Do supervised distributional methods really learn lexical inference relations?, in: NAACL HLT 2015, The 2015 Conference of the North American Chapter of the Association for Computational Linguistics: Human Language Technologies, Denver, Colorado, USA, May 31 - June 5, 2015, 2015, pp. 970–976.
- [27] M. D. Zeiler, ADADELTA: an adaptive learning rate method, CoRR abs/1212.5701. arXiv:1212.5701.
- [28] D. Bahdanau, K. Cho, Y. Bengio, Neural machine translation by jointly learning to align and translate, CoRR abs/1409.0473. arXiv:1409.0473.