

# Challenging local realism with human choices

<sup>†</sup>The BIG Bell Test Collaboration: C. Abellán,<sup>1</sup> A. Acín,<sup>1,2</sup> A. Alarcón,<sup>3,4</sup> O. Alibart,<sup>5</sup> C. K. Andersen,<sup>6</sup> F. Andreoli,<sup>7</sup> A. Beckert,<sup>6</sup> F. A. Beduini,<sup>1</sup> A. Bendersky,<sup>8</sup> M. Bentivegna,<sup>7</sup> P. Bierhorst,<sup>9</sup> D. Burchardt,<sup>10</sup> A. Cabello,<sup>11</sup> J. Cariñe,<sup>3,4,12</sup> S. Carrasco,<sup>1</sup> G. Carvacho,<sup>7</sup> D. Cavalcanti,<sup>1</sup> R. Chaves,<sup>13</sup> J. Cortés-Vega,<sup>3,12</sup> A. Cuevas,<sup>7</sup> A. Delgado,<sup>3,12</sup> H. de Riedmatten,<sup>1,2</sup> C. Eichler,<sup>6</sup> P. Farrera,<sup>1</sup> J. Fuenzalida,<sup>3,12,14</sup> M. García-Matos,<sup>1</sup> R. Garthoff,<sup>10</sup> S. Gasparinetti,<sup>6</sup> T. Gerrits,<sup>9</sup> F. Ghafari Jouneghani,<sup>15,16</sup> S. Glancy,<sup>9</sup> E. S. Gómez,<sup>3,12</sup> P. González,<sup>3,12</sup> J.-Y. Guan,<sup>17,18</sup> J. Handsteiner,<sup>14,19</sup> J. Heinsoo,<sup>6</sup> G. Heinze,<sup>1</sup> A. Hirschmann,<sup>1</sup> O. Jiménez,<sup>1</sup> F. Kaiser,<sup>5</sup> E. Knill,<sup>9</sup> L. T. Knoll,<sup>20,21</sup> S. Krinner,<sup>6</sup> P. Kurpiers,<sup>6</sup> M. A. Larotonda,<sup>20,21</sup> J.-Å. Larsson,<sup>22</sup> A. Lenhard,<sup>1</sup> H. Li,<sup>23,24</sup> M.-H. Li,<sup>17,18</sup> G. Lima,<sup>3,12</sup> B. Liu,<sup>25,14</sup> Y. Liu,<sup>17,18</sup> I. H. López Grande,<sup>20,21</sup> T. Lunghi,<sup>5</sup> X. Ma,<sup>26</sup> O. S. Magaña-Loaiza,<sup>9</sup> P. Magnard,<sup>6</sup> A. Magnoni,<sup>21</sup> M. Martí-Prieto,<sup>1</sup> D. Martínez,<sup>3,12</sup> P. Mataloni,<sup>7</sup> A. Mattar,<sup>1</sup> M. Mazzer,<sup>1</sup> R. P. Mirin,<sup>9</sup> M. W. Mitchell,<sup>1,2,\*</sup> S. Nam,<sup>9</sup> M. Oppliger,<sup>6</sup> J.-W. Pan,<sup>17,18</sup> R. B. Patel,<sup>15,16</sup> G. J. Pryde,<sup>15,16</sup> D. Rauch,<sup>14,19</sup> K. Redeker,<sup>10</sup> D. Rieländer,<sup>1</sup> M. Ringbauer,<sup>27,28</sup> T. Roberson,<sup>27,28</sup> W. Rosenfeld,<sup>10</sup> Y. Salathé,<sup>6</sup> L. Santodonato,<sup>7</sup> G. Sauder,<sup>5</sup> T. Scheidl,<sup>14,19</sup> C. T. Schmiegelow,<sup>21</sup> F. Sciarrino,<sup>7</sup> A. Seri,<sup>1</sup> L. K. Shalm,<sup>9</sup> S.-C. Shi,<sup>29</sup> S. Slussarenko,<sup>15,16</sup> M. J. Stevens,<sup>9</sup> S. Tanzilli,<sup>5</sup> F. Toledo,<sup>3,12</sup> J. Tura,<sup>1,30</sup> R. Ursin,<sup>14,19</sup> P. Vergeris,<sup>5</sup> V. B. Verma,<sup>9</sup> T. Walter,<sup>6</sup> A. Wallraff,<sup>6</sup> Z. Wang,<sup>23,24</sup> H. Weinfurter,<sup>10,30</sup> M. M. Weston,<sup>15,16</sup> A. G. White,<sup>27,28</sup> C. Wu,<sup>17,18</sup> G. B. Xavier,<sup>3,4,22</sup> L. You,<sup>23,24</sup> X. Yuan,<sup>26</sup> A. Zeilinger,<sup>14,19</sup> Q. Zhang,<sup>17,18</sup> W. Zhang,<sup>23,24</sup> and J. Zhong<sup>29</sup>

<sup>1</sup>ICFO-Institut de Ciències Fòtiques, The Barcelona Institute of Science and Technology, 08860 Castelldefels (Barcelona), Spain

<sup>2</sup>ICREA – Institució Catalana de Recerca i Estudis Avançats, 08010 Barcelona, Spain

<sup>3</sup>Millennium Institute for Research in Optics, Universidad de Concepción, 160-C Concepción, Chile

<sup>4</sup>Departamento de Ingeniería Eléctrica, Universidad de Concepción, 160-C Concepción, Chile

<sup>5</sup>Université Côte d'Azur, CNRS UMR 7010, Institut de Physique de Nice (INPHYNI), Parc Valrose, 06108 Nice Cedex 2, France

<sup>6</sup>Department of Physics, ETH Zurich, CH-8093 Zurich, Switzerland

<sup>7</sup>Dipartimento di Fisica, Sapienza Università di Roma, I-00185 Roma, Italy

<sup>8</sup>Departamento de Computación, FCEyN, UBA and ICC, CONICET, Pabellón 1, Ciudad Universitaria, 1428 Buenos Aires, Argentina

<sup>9</sup>National Institute of Standards and Technology, 325 Broadway, Boulder, CO 80305, USA

<sup>10</sup>Ludwig-Maximilians-Universität, 80799 München, Germany

<sup>11</sup>Departamento de Física Aplicada II, Universidad de Sevilla, 41012 Sevilla, Spain

<sup>12</sup>Departamento de Física, Universidad de Concepción, 160-C Concepción, Chile

<sup>13</sup>International Institute of Physics, Federal University of Rio Grande do Norte, 59070-405 Natal, Brazil

<sup>14</sup>Institute for Quantum Optics and Quantum Information (IQOQI),

Austrian Academy of Sciences, Boltzmanngasse 3, 1090 Vienna, Austria

<sup>15</sup>Centre for Quantum Computation and Communication Technology, Griffith University, Brisbane, Queensland 4111, Australia

<sup>16</sup>Centre for Quantum Dynamics, Griffith University, Brisbane, Queensland 4111, Australia

<sup>17</sup>Shanghai Branch, National Laboratory for Physical Sciences at Microscale and Dept. of Modern Physics, University of Science and Technology of China, Shanghai 230026, China

<sup>18</sup>Shanghai Branch, CAS Center for Excellence and Synergetic Innovation Center in Quantum Information and Quantum Physics, University of Science and Technology of China, Shanghai 230026, China

<sup>19</sup>Vienna Center for Quantum Science & Technology (VCQ), Faculty of Physics, University of Vienna, Vienna, Austria

<sup>20</sup>DEILAP, CITEDEF & CONICET, J.B. de La Salle 4397, 1603 Villa Martelli, Buenos Aires, Argentina

<sup>21</sup>Departamento de Física, FCEyN, UBA and IFIBA, Conicet, Pabellón 1, Ciudad Universitaria, 1428 Buenos Aires, Argentina

<sup>22</sup>Department of Electrical Engineering, Linköping University, 581 83 Linköping, Sweden

<sup>23</sup>State Key Laboratory of Functional Materials for Informatics, Shanghai Institute of Microsystem and Information Technology, Chinese Academy of Sciences, Shanghai 200050, China

<sup>24</sup>CAS Center for Excellence in Superconducting Electronics, Shanghai 200050, China

<sup>25</sup>School of Computer, NUDT, 410073 Changsha, China

<sup>26</sup>Center for Quantum Information, Institute for Interdisciplinary Information Sciences, Tsinghua University, Beijing 100084, China

<sup>27</sup>Centre for Engineered Quantum Systems, University of Queensland, Brisbane, Queensland 4072, Australia

<sup>28</sup>School of Mathematics and Physics, University of Queensland, Brisbane, Queensland 4072, Australia

<sup>29</sup>Purple Mountain Observatory and Key Laboratory of Radio Astronomy, Chinese Academy of Sciences, 2 West Beijing Road, Nanjing 210008, China

<sup>30</sup>Max-Planck-Institut für Quantenoptik, Hans-Kopfermann-Strasse 1, Garching 85748, Germany

(Dated: June 15, 2022)

\*morgan.mitchell@icfo.eu

# Challenging local realism with human choices

The BIG Bell Test Collaboration<sup>†</sup>

**A Bell test, which challenges the philosophical worldview of local realism<sup>1</sup> against experimental observations, is a randomized trial requiring spatially-distributed entanglement, fast and high-efficiency detection, and unpredictable measurement settings<sup>2,3</sup>. While technology can perfect the first two of these<sup>4-7</sup>, and while technological randomness sources<sup>8,9</sup> enable “device-independent” protocols based on Bell inequality violation<sup>10,11</sup>, challenging local realism using physical randomizers inevitably makes assumptions about the same physics one aims to test. Bell himself noted this weakness of physical setting choices and argued that human “free will” could rigorously be used to assure unpredictability in Bell tests<sup>12</sup>. Here we report a suite of local realism tests using human choices, avoiding such assumptions about predictability in physics. We recruited  $\approx 100,000$  human participants to play an online video game that incentivizes fast, sustained input of unpredictable bits while also illustrating Bell test methodology<sup>13</sup>. The participants generated 97,347,490 binary choices, which were directed via a scalable web platform to twelve laboratories on five continents, in which 13 experiments tested local realism using photons<sup>5,6</sup>, single atoms<sup>7</sup>, atomic ensembles<sup>14</sup>, and superconducting devices<sup>15</sup>. Over a 12-hour period on the 30th of November 2016, participants worldwide provided a sustained flow of over 1000 bits/s to the experiments, which used different human-generated bits to choose each measurement setting. The observed correlations strongly contradict local realism and other realist positions in bi-partite and tri-partite<sup>16</sup> scenarios. Project outcomes include closing of the freedom-of-choice loophole<sup>17</sup>, gamification<sup>18</sup> of statistical and quantum non-locality concepts, new methods for quantum-secured communications, a very large dataset of human-generated randomness, and networking techniques for global participation in experimental science.**

Bell tests, like Darwin’s studies of finches and Galileo’s observations of the moons of Jupiter, bring empirical methods to questions previously accessible only by other means, e.g. by philosophy or theology<sup>19</sup>. Local realism, i.e., realism plus relativistic limits on causation, was debated by Einstein and Bohr using metaphysical arguments, and recently has been rejected by Bell tests<sup>4-7</sup> that closed all technical “loopholes.” Recent work on “device-independent” quantum information<sup>10</sup> shows how Bell inequality violation (BIV) can also challenge causal determinism<sup>20</sup>, a second topic formerly accessible only by metaphysics<sup>21</sup>. Central to both applications is the use of free variables to choose measurements: in the words of Aaronson<sup>22</sup> “Assuming no preferred reference frames or closed timelike curves, if Alice and Bob have genuine ‘freedom’ in deciding how to measure entangled particles, then the particles must also have ‘freedom’ in deciding how to respond to the measurements.” Provable indeterminism is useful in communications security<sup>11</sup>.

Prior Bell tests used physical devices<sup>8,9</sup> to “decide” for Al-

ice and Bob, and thus demonstrated only a relation among physical processes: if some processes are “free” in the required sense (see Methods), then other processes are similarly “free.” In the language of strong Bell tests, this conditional relation leaves open the freedom-of-choice loophole (FoCL, see Methods): because we cannot guarantee such freedom within local realism, the tests must assume physical indeterminacy in the hidden-variable theory<sup>2</sup>. Laboratory methods can “tighten” but never close this loophole<sup>2-6</sup>, motivating new approaches.

Gallicchio, Friedman, and Kaiser<sup>23</sup> have proposed choosing settings by observation of cosmic sources at the edge of the visible universe. A Bell inequality violation under such conditions could only be explained within local realism if events across all of history conspire to produce the measured outcomes<sup>24,25</sup>. Bell himself argued that human choices could be considered “free variables” in a Bell test<sup>12</sup> (see Methods), and noted the impracticality of using humans with 1970’s technologies. Here we implement Bell’s idea, using modern crowd-sourcing, networking, and gamification<sup>18</sup> techniques. In this BIG Bell Test (BBT) the “Alice” and “Bob” of Aaronson’s formulation are real people. Assuming no faster-than-light communication, such experiments can prove the conditional relation: if human will is free, there are physical events with no causes.

It is perhaps surprising that human choices, which are known to contain statistical regularities<sup>26</sup>, are sufficiently random for a Bell test. Recent works on statistical analysis of Bell tests<sup>3,27,28</sup> clarify this: provided statistical independence of settings and hidden variables (see Methods), patterns do not strongly influence a BIV’s p-value. Statistical interdependence of settings and hidden variables can arise due to hidden variables influencing the choices (FoCL), or vice versa (locality loophole = LL). Patterns do strongly affect p-values in experiments that try to close LL by space-like separation, as they allow current choices to be predicted from earlier choices. As described later, the BBT takes a different approach to LL.

A major obstacle to a Bell test with humans has been the difficulty of generating enough choices for a statistically significant test. A person can generate roughly three random bits per second, while a strong test may require millions of setting choices in a time span of minutes to hours, depending on the speed and stability of the experiment. To achieve such rates, we crowd-sourced the basis choices, recruiting in total about 100,000 participants, the *Bellsters*, over the course of the project. Each choice by a participant, encoded as a bit, ‘0’ or ‘1’, was entered in an internet-connected device such as the participant’s mobile phone. Servers collated the incoming bits and streamed them live to the 13 experiments, see Fig. 1. Each measurement was determined by distinct bits, reflecting individual human choices. To encourage participants to contribute a larger number of more unpredictable bits, the input was collected in the context of a video game, “The BIG Bell Quest,” implemented in javascript to run directly in a device’s web browser.

“The BIG Bell Quest” is designed to reward sustained, high-rate input of unpredictable bits, while also being engaging and

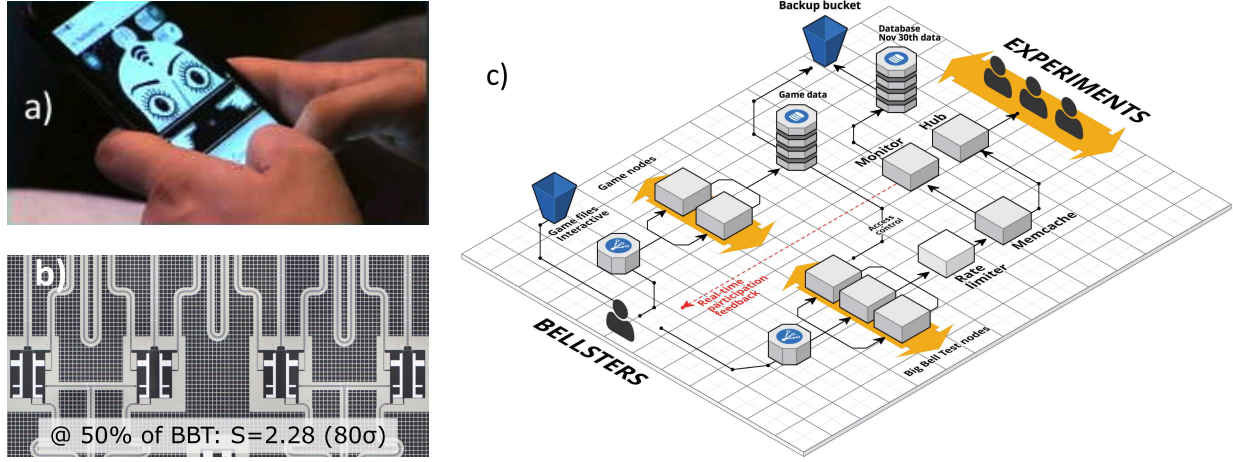


FIG. 1. Structure of The BIG Bell Test. a) human participants, or “Bellsters,” enter ‘0’s and ‘1’s in an online video game that incentivizes sustained generation of unpredictable bits. b) experiments use Bellster-generated bits to control measurement-defining elements, such as wave-plates for photons or microwave pulses for matter qubits. Shown is a micrograph of superconducting qubits used in ⑦, with the measured CHSH Bell parameter midway through the BBT day. c) A cloud-based networking system integrates the activities a) and b), serving game elements to Bellsters, distributing input bits to connected laboratories, and providing in-game feedback about experimental use of the player’s input. Through this system, Bellsters are given direct, if brief, control of the experimental apparatus, so that each measurement setting is determined by a single human choice, traceable to a given user ID and time of entry. See Methods.

informative. An interactive explanation first describes quantum nonlocality and the role played by participants and experimenters in the BBT. The player is then tasked with entering a given number of unpredictable bits within a limited time. A machine learning algorithm (MLA) attempts to predict each input bit, modelling the user’s input as a Markov process and updating the model parameters using reinforcement learning (see Methods). Scoring and level completion reflect the degree to which the MLA predicts the player’s input, motivating players to consider their own predictability and take conscious steps to reduce it, but the MLA does not act as a filter: all input is passed to the experiments. Bellster input showed unsurprising deviations from ideal randomness<sup>26</sup>, e.g.,  $P(0) \approx 0.5237$  (bias toward ‘0’) while adjacent bits show  $P(01) + P(10) \approx 0.6406$  (excess of alternation).

Modern video-game elements were incorporated to boost engagement (animation, sound), to encourage persistent play (progressive levels, power-ups, boss battles, leaderboards) and to recruit new players (group formation, posting to social networks). Different level scenarios illustrate key elements of the BBT: human input, global networking, and measurements on quantum systems, while boss battles against “oracles” convey the conceptual challenge of unpredictability. Level completion is rewarded with 1) a report on how many bits from that level were used in each experiment running at that time, 2) a “curious fact” about statistics, Bell tests, or the various experiments, and, if the participant is lucky, 3) one of several videos recorded in the participating laboratories, explaining the experiments. The game and BBT website (preserved at <http://museum.thebigbelltest.org>) are available in Chinese, English, Spanish, French, German, Italian and Catalan, making them accessible to roughly three billion first- and second-language speakers.

To synchronize participant activity with experimental operation, the Bell tests were scheduled for a single day, Wednesday 30 November 2016. The date was chosen so that most schools

worldwide would be in session, and to avoid competing media events such as the US presidential election. Participants were recruited by a variety of channels, including traditional and social media and school and science museum outreach, with each partner institution handling recruitment in their regions of familiarity. The media campaign focused on the nature of the experiment and the need for human participants. The press often communicated this with headlines such as “Quantum theory needs your help” (China Daily). A first, small campaign in early October was made to seed “viral” diffusion of the story and a second, large campaign 29-30 November was made to attract a wide participant base. The media campaign generated at least 230 headlines in printed and online press, radio and television.

The data networking architecture of the BBT, shown in Fig. 1, includes elements of instant messaging and online gaming, and is designed to efficiently serve a fluctuating number of users with orders-of-magnitude prior uncertainty. A gaming component handles the BBT website, participant accounts management, delivery of game code (javascript and video), score records and leaderboards. In parallel, a messaging component handles data conditioning, streaming to experiments, and reporting of participant choices generated via the game. Horizontal scaling is used in both components: participants connect not directly to servers but rather to dynamic load balancers that spread the input among a pool of servers dynamically scaled in response to load. Data arrival timing was used for a honeypot strategy to identify robot “participants” and remove their input from the data stream without alerting their masters to the practice. A single, laboratory-side server received data from the participant-side servers, concatenated the user input and streamed it to the labs at laboratory-defined rates. See Methods for details.

By global time zoning, November 30th defines a 51-hour window, from 0:00 UTC+14h (e.g. Samoa) to 23:59 UTC-12h (e.g. Midway island). Nevertheless, most participants

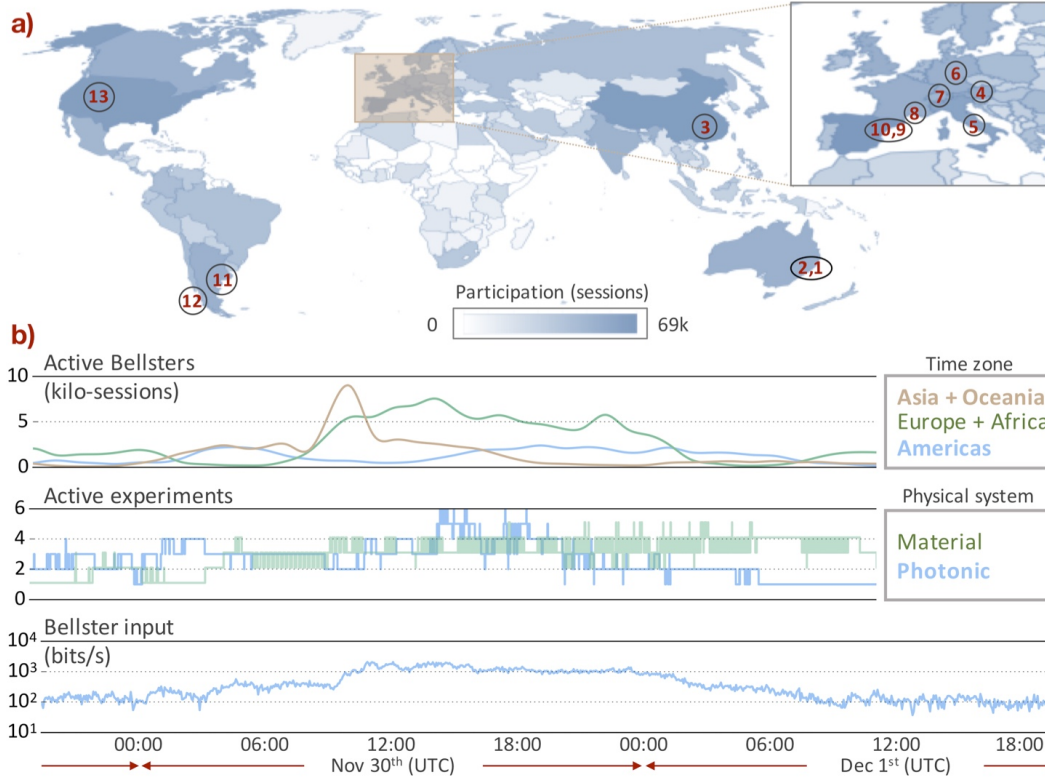


FIG. 2. Geography and timing of the BBT. a) Locations of the 13 BBT experiments, ordered from East to West. See Table I. Shading shows total sessions by country. Eight sessions from Antarctica are not shown. b) Temporal evolution of the project. (top) live sessions versus time for different continent groups, showing a strong drop-off in the local early morning in each region. The spike in Asian participation around 11:00 UTC coincides with a live-streamed event in Barcelona, translated into Chinese and re-streamed by USTC. (middle) number of connected labs versus time, divided into experiments using only photons and experiments with at least one material component, e.g. atoms or superconductors. (bottom) input bitrate versus time. Data flow remains nearly constant despite regional variations, with Asian Bellsters handing off to Bellsters from the Americas in the critical period 12:00-00:00 UTC. Session data from Google analytics.

contributed during a 24-hour window centred on 18:00 UTC. Recruitment of participants was geographically uneven, with a notable failure to recruit large numbers of participant from Africa. Despite this, the latitude zones of Asia/Oceania, Europe/Africa, and the Americas had comparable participation, which proved important for the experiment. As shown in Fig. 2, input from any single region dropped to low values during the local early morning, but was compensated by high input from other regions, resulting in a high sustained global bit rate. Over the 12-hour period from 09:00 UTC to 21:00 UTC, 30 November 2016, the input exceeded  $10^3$  bits per second, allowing a majority of the experiments to run at their full speed. Several experiments posted their results live on social networks. Due to its high speed, ⑬ accumulated human bits for several hours and then used them in a few-minute acquisition. ⑨ had visibility sufficient to show entanglement but not a BIV, although a BIV was observed later with stored human bits.

The Earth is only 43 light-ms in diameter, so human choices are too slow to be space-like separated from the measurements. This leaves open LL as concerns choice-to-remote-detection influence. Influence between Alice and Bob's measurements is nonetheless excluded by timing in three BBT experiments. To tighten LL, we take a strategy we call the BIG test: many simultaneous Bell tests in widely-separated locations using different physical systems, with apparatuses constructed and operated

by different experimental teams. In this BIG test, a hidden-variable theory can only exploit LL if it has mechanisms by which the choices simultaneously influence hidden variables in all of these experiments, bringing them each to a result mimicking quantum predictions.

The suite of 13 BBT experiments, including true Bell tests and other realism tests requiring free choice of measurement, are summarized in Table I and described in the Supplementary Information. Experiments ①, ②, ③, ④, ⑤, ⑧, ⑪, ⑫, and ⑬ used entangled photon pairs, ⑥ used single-photon/single-atom entanglement, ⑨ used single-photon/atomic ensemble entanglement, and ⑦ used entangled superconducting qubits. Experiments ③, ⑧ and ⑬ achieved space-like separation of Alice and Bob's measurements. Experiments ⑦ and ⑬ used high-efficiency detection to avoid the fair sampling assumption. ⑤ demonstrated a violation of bi-local realism, while ⑩ violated a Bell inequality for multi-mode entanglement. ① demonstrated quantum steering and ② demonstrated entanglement in time with a three-station measurement. ⑫ closed the post-selection loophole typically present in Bell tests based on energy-time entanglement. Analysis of ③ puts bounds on how well a measurement-dependent local model would have to predict Bellster behaviour to produce the observed results<sup>29</sup>. ③, ④, ⑥ and ⑬ tested for differences between nonlocal correlations with human- versus machine-

TABLE I. Experiments carried out as part of the BBT, ordered by longitude, from East to West. Descriptions of the experiments are given in Methods. “Stat. Sig.” (statistical significance) indicates number of standard deviations assuming i.i.d. trials, unless otherwise indicated.  $\gamma$  signifies photon.

ID	Lead Institution	Location	Entangled system	Rate	Inequality	Result	Stat. Sig.
①	GRIFFITH	Brisbane, AU	$\gamma$ polarisation	4 bps	$S_{16} \leq 0.511$	$S_{16} = 0.965 \pm 0.008$	$57 \sigma$
②	EQUUS	Brisbane, AU	$\gamma$ polarisation	3 bps	$ S  \leq 2$	$S_{AB} = 2.75 \pm 0.05$ $S_{BC} = 2.79 \pm 0.05$	$15 \sigma$ $16 \sigma$
③	USTC	Shanghai, CN	$\gamma$ polarisation	1 kbps	PRBLG <sup>29</sup> $J_I \geq 0$	$I_0 = 0.10 \pm 0.05$ $J_{1/4} = -0.0181 \pm 0.0006$	N/A $30 \sigma$
④	IQOQI	Vienna, AT	$\gamma$ polarisation	1.61 kbps	$ S  \leq 2$	$S_{HRN} = 2.639 \pm 0.008$ $S_{QRN} = 2.643 \pm 0.006$	$81 \sigma$ $116 \sigma$
⑤	SAPIENZA	Rome, IT	$\gamma$ polarisation	0.62 bps	$B \leq 1$	$B = 1.225 \pm 0.007$	$32 \sigma$
⑥	LMU	Munich, DE	$\gamma$ -atom	1.7 bps	$ S  \leq 2$	$S_{HRN} = 2.427 \pm 0.0223$ $S_{QRN} = 2.413 \pm 0.0223$	$19 \sigma$ $18.5 \sigma$
⑦	ETHZ	Zurich, CH	transmon qubit	3 kbps	$ S  \leq 2$	$S = 2.3066 \pm 0.0012$	$p < 10^{-99}$
⑧	INPHYNI	Nice, FR	$\gamma$ time-bin	2 kbps	$ S  \leq 2$	$S = 2.431 \pm 0.003$	$140 \sigma$
⑨	ICFO	Barcelona, ES	$\gamma$ -atom ensemble	125 bps	$ S  \leq 2$	$S = 2.29 \pm 0.10$	$2.9 \sigma$
⑩	ICFO	Barcelona, ES	$\gamma$ multi-frequency-bin	20 bps	$ S  \leq 2$	$S = 2.25 \pm 0.08$	$3.1 \sigma$
⑪	CITEDEF	Buenos Aires, AR	$\gamma$ polarisation	1.02 bps	$ S  \leq 2$	$S = 2.55 \pm 0.07$	$7.8 \sigma$
⑫	CONCEPCION	Concepcion, CL	$\gamma$ time-bin	51 kbps	$ S  \leq 2$	$S = 2.43 \pm 0.02$	$20 \sigma$
⑬	NIST	Boulder, US	$\gamma$ polarisation	100 kbps	$K \leq 0$	$K = (1.65 \pm 0.20) \times 10^{-4}$	$8.7 \sigma$

generated randomness. Most experiments observed statistically strong violations of their respective inequalities, justifying rejection of local realism in a multitude of systems and scenarios.

In summary, on 30 November 2016, a suite of 13 Bell tests and similar experiments, using photons, single atoms, atomic ensembles and superconducting devices, demonstrated strong disagreement with local realism, using measurement settings chosen by tens of thousands of globally-distributed human participants. The results also show empirically that human agency is incompatible with causal determinism<sup>20–22</sup>, a question formerly accessible only by metaphysics. The experiments reject local realism in a variety of never-before-tested physical systems and scenarios, set the groundwork for Bell-test based applications in quantum information, introduce the first gamification of Bell tests and unpredictability concepts, and demonstrate global networking techniques by which hundreds of thousands of individuals can directly participate in experimental science.

**Acknowledgements:** We are deeply grateful to the many people and organizations who contributed to this project, starting with the fabulous *Bellsters*. We thank the Ministerio de Educación, Cultura y Deporte of Spain, INTEF, Optical Society of America, *Investigación y Ciencia*, *Big Van*, *Crea Ciencia*, Politecnico di Milano, University of Waterloo / Institute for Quantum Computing, Toptica, EPS Young Minds, Real Sociedad Española de Física, Ajuntament de Barcelona, Università degli studi di Padova, Università degli studi del l’Insubria, CNRIFN Istituto di Fotonica e Nanotecnologia, Istituto d’Istruzione Superiore Carlo Livi, Clara Grima, Esteban Bermúdez, Alessandro Fedrizzi, Fabio Costa, Michael Goggin, and Shakib Daryanoosh.

We acknowledge financial support from: CONICET and ANPCyT (Argentina), ARC and UQ Centres for Engineered Quantum Systems (CE110001013) and for Quantum Computation and Communication Technology (CE110001027), AGW acknowledges UQ Vice-Chancellors Research and Teaching Fellowship (Australia), Austrian Science Fund, Austrian Ministry of Science Research and Economy, FFG-ALR (con-

tract no. 844360), FWF (P24621-N27), Austrian Academy of Sciences (Austria), MEC and MCTIC (Brazil), Generalitat de Catalunya (SGR 874, 2014-SGR-1295, CERCA programme) and Barcelona City Hall (Catalonia), PIA CONICYT (Grant No. PFB0824) and FONDECYT (grants No. 1140635, 1150101, 1160400, 3170596, 11150325, Milenio Grant RC130001, Becas Chile) (Chile), National Fundamental Research Program (Grant No. 2013CB336800), National Natural Science Foundation of China (91121022, 61401441, and 61401443), Chinese Academy of Science (Strategic Priority Research Program (B) XDB04010200), and the 1000 Youth Fellowship program, National Natural Science Foundation of China (Grant 11674193), Science and Technology Commission of Shanghai Municipality (grant 16JC1400402) (China), ERC (grant agreements AQUMET 280169, 3DQUEST 307783, OSYRIS 339106, ERIDIAN 713682, QITBOX, QUOLAPS, QuLIMA, SuperQuNet), ESA (contract no. 4000112591/14/NL/US), FEDER, H2020 (QUIC 641122) and Marie Skłodowska-Curie programme (grant agreement 748549) (European Commission), German Federal Ministry of Education and Research (projects QuORep and Q.com-Q) (Germany), CONACyT graduate fellowship programme (Mexico), MINECO (FIS2014-60843-P, FIS2014-62181-EXP, SEV-2015-0522, FIS2015-68039-P, FIS2015-69535-R, FIS2016-79508-P, Ramon y Cajal fellowship programme, TEC2016-75080-R), ICFOnest+ international postdoctoral fellowship program (Spain), Knut and Alice Wallenberg Foundation (project “Photonic Quantum Information”) (Sweden), NIST (USA), AXA Chair in Quantum Information Science, FQXi Fund, Fundació Privada CELLEX, Fundació Privada MIR-PUIG, the CELLEX-ICFO-MPQ programme, Fundació Catalunya-La Pedrera, and International PhD-fellowship program “la Caixa”-Severo Ochoa.

**Author contributions:** CA instigator, MWM project lead. Coordination, gamification and networking (ICFO): SC general supervision, MM-P project management, MG-M, FAB, CA gamification design and execution, JT prediction engine, AH, MG-M, FAB Bellster recruitment and engagement strategy,

design and execution, CA web infrastructure and networking, MWM, CA, JT main manuscript with input from all authors. Experiments: ①: GJP, RBP, FGJ, MMW, SS experiment design and execution. ②: AGW, MR experiment design and execution. ③: J-WP supervision, J-WP, QZ, XM, XY, experiment conception and design, ZW, LY, HL, WZ SNSPD fabrication and characterization, JZ SNSPD maintenance, M-HL, CW, YL photon source design and characterization, J-YG, YL software design and deployment, XY protocol analysis, XY, YL data analysis, J-WP, QZ, CW, XY, YL manuscript, with input from all. ④: TS, AZ, RU supervision, conception and coordination, BL, JH, DR experiment execution and analysis. ⑤: FS, MB, FA, GC, LS experiment execution and analysis, RC theory support. ⑥: HW, WR, KR, RG, DB experiment design and execution. ⑦: AW, JH, PK, YS, CKA, SK, TW, PM, AB, MO, SG, CE experiment design and execution. ⑧: ST, TL,

FK, GS, PV, OA, experiment design and execution. ⑨: HdR, PF, GH experiment design and execution. ⑩: HdR, AS, AL, MM, DR, OJ, AM experiment design and execution, DC, AA theory support. ⑪: MAL coordination, server communication, LTK, IHLG, AGM experiment design and execution, CTS, AB input data formatting, LTK, IHLG, AGM, CTS, AB, MAL data analysis. ⑫: GX coordination, FT optical setup, PG, AA, JF, A. Cuevas, GC optical setup support, JC electronics design and implementation, JC, FT, experiment execution, DM software, GL, PM, FS experimental support, A. Cabello theory support, JC, ESG, J-ÅL data analysis. ⑬: LKS, SN, MS, OM-L, TG, SG, PB, EK, RM experiment design, execution and analysis.

Competing interests statement: The authors declare no competing financial interests.

Correspondence and material requests should be addressed to [morgan.mitchell@icfo.eu](mailto:morgan.mitchell@icfo.eu).

- <sup>1</sup> J. S. Bell, On the Einstein-Podolsky-Rosen paradox, *Physics* **1**, 195 (1964).
- <sup>2</sup> J.-Å. Larsson, Loopholes in Bell inequality tests of local realism, *Journal of Physics A: Mathematical and Theoretical* **47**, 424003 (2014).
- <sup>3</sup> J. Kofler, M. Giustina, J.-A. Larsson, M. W. Mitchell, Requirements for a loophole-free photonic Bell test using imperfect setting generators, *Phys. Rev. A* **93**, 032115 (2016).
- <sup>4</sup> B. Hensen, *et al.*, Loophole-free Bell inequality violation using electron spins separated by 1.3 kilometres, *Nature* **526**, 682 (2015).
- <sup>5</sup> M. Giustina, *et al.*, Significant-loophole-free test of Bell's theorem with entangled photons, *Phys. Rev. Lett.* **115**, 250401 (2015).
- <sup>6</sup> L. K. Shalm, *et al.*, Strong loophole-free test of local realism, *Phys. Rev. Lett.* **115**, 250402 (2015).
- <sup>7</sup> W. Rosenfeld, *et al.*, Event-ready Bell-test using entangled atoms simultaneously closing detection and locality loopholes, *ArXiv e-prints* (2016).
- <sup>8</sup> C. Abellán, W. Amaya, D. Mitrani, V. Pruneri, M. W. Mitchell, Generation of fresh and pure random numbers for loophole-free Bell tests, *Phys. Rev. Lett.* **115**, 250403 (2015).
- <sup>9</sup> M. Fürst, *et al.*, High speed optical quantum random number generation, *Optics Express* **18**, 13029 (2010).
- <sup>10</sup> R. Colbeck, Quantum and relativistic protocols for secure multi-party computation, *Ph.D. Thesis, Cambridge University* (2007).
- <sup>11</sup> S. Pironio, *et al.*, Random numbers certified by Bell's theorem, *Nature* **464**, 1021 (2010).
- <sup>12</sup> J. Bell, *Free variables and local causality*, *Speakable and Un-speakable in Quantum Mechanics: Collected Papers on Quantum Philosophy* (Cambridge University Press, 2004), chap. 7. <http://thebigbelltest.org>.
- <sup>13</sup> P. Farrera, *et al.*, Generation of single photons with highly tunable wave shape from a cold atomic ensemble, *Nature Communications* **7** (2016).
- <sup>14</sup> A. Wallraff, *et al.*, Strong coupling of a single photon to a superconducting qubit using circuit quantum electrodynamics, *Nature* **431**, 162 (2004).
- <sup>15</sup> G. Carvacho, *et al.*, Experimental violation of local causality in a quantum network, *Nature Communications* **8**, 14775 (2017).
- <sup>16</sup> T. Scheidl, *et al.*, Violation of local realism with freedom of choice, *Proceedings of the National Academy of Sciences of the United States of America* **107**, 19708 (2010).
- <sup>17</sup> J. J. W. H. Sørensen, *et al.*, Exploring the quantum speed limit with computer games, *Nature* **532**, 210 (2016).
- <sup>18</sup> A. Shimony, *Bell's Theorem*, *The Stanford Encyclopedia of Philosophy* (Metaphysics Research Lab, Stanford University, 2005), winter 2016 edn.
- <sup>19</sup> C. Hofer, *Causal Determinism*, *The Stanford Encyclopedia of Philosophy* (Metaphysics Research Lab, Stanford University, 2005), spring 2016 edn.
- <sup>20</sup> A. Acín, L. Masanes, Certified randomness in quantum physics, *Nature* **540**, 213 (2016).
- <sup>21</sup> S. Aaronson, Quantum randomness, *American Scientist* **102**, 266 (2014).
- <sup>22</sup> J. Gallicchio, A. S. Friedman, D. I. Kaiser, Testing bell's inequality with cosmic photons: Closing the setting-independence loophole, *Phys. Rev. Lett.* **112**, 110405 (2014).
- <sup>23</sup> J. Handsteiner, *et al.*, Cosmic Bell test: Measurement settings from milky way stars, *Phys. Rev. Lett.* **118**, 060401 (2017).
- <sup>24</sup> C. Wu, *et al.*, Random number generation with cosmic photons, *Phys. Rev. Lett.* **118**, 140402 (2017).
- <sup>25</sup> W. A. Wagenaar, Generation of random sequences by human subjects: A critical survey of literature., *Psychological Bulletin* **77**, 65 (1972).
- <sup>26</sup> P. Bierhorst, A robust mathematical model for a loophole-free Clauser-Horne experiment, *Journal of Physics A: Mathematical and Theoretical* **48**, 195302 (2015).
- <sup>27</sup> D. Elkouss, S. Wehner, (Nearly) optimal P values for all Bell inequalities, *npj Quantum Information* **2**, 16026 EP (2016).
- <sup>28</sup> G. Pütz, D. Rosset, T. J. Barnea, Y.-C. Liang, N. Gisin, Arbitrarily small amount of measurement independence is sufficient to manifest quantum nonlocality, *Phys. Rev. Lett.* **113**, 190402 (2014).



# Methods

## I. “FREEDOM” IN BELL TESTS

The use of the term “free” to describe the choices in a Bell test derives more from mathematical usage than from its usage in philosophy, although the two are clearly related. Bell<sup>12</sup> (see Section II below) states that his use of “free will,” reflects the notion of “free variables,” i.e., externally-given parameters, in physical theories, as opposed to dynamical variables that are determined by the mathematical equations of the theory.

If  $x, y$  are the settings in a Bell test,  $a, b$  are the outcomes, and  $\lambda$  is the hidden variable, any local realistic hidden variable model is described by the conditional probability distribution:

$$P(a, b|x, y) = \sum_{\lambda} P(a|x, \lambda)P(b|y, \lambda)P(\lambda). \quad (1)$$

where  $P(\cdot|\cdot)$  indicates a conditional probability. Note that  $x$  and  $y$  appear as free parameters, while  $a$  and  $b$  are contingent variables whose statistics are given by the theory, i.e., by  $P(\lambda)$ ,  $P(a|x, \lambda)$  and  $P(b|y, \lambda)$ . The mathematical requirements for this “freedom” are made evident by a more general description in which the local realistic model includes also  $x, y$ , in which case it specifies the joint probability

$$P(a, b, x, y) = \sum_{\lambda} P(a|x, \lambda)P(b|y, \lambda)P(x, y|\lambda)P(\lambda). \quad (2)$$

Using the Kolmogorov definition of conditional probability  $P(A, B) = P(A|B)P(B)$ , we find that Eq. (2) reduces to Eq. (1), provided that  $P(x, y|\lambda) = P(x, y)$ , i.e., provided that the settings are statistically independent of the hidden variables. By Bayes’ theorem, this same condition can be written  $P(\lambda|x, y) = P(\lambda)$  and  $P(x, y, \lambda) = P(x, y)P(\lambda)$ . We note that this does not require that  $x$  be independent of  $y$ , nor does it require that  $P(x, y)$  be unbiased. Similar observations emerge from the more involved calculations required to assign p-values to observed data in Bell tests<sup>3</sup>.

The above clarifies the sense in which the basis choices should be “free.” The desideratum is independence from the hidden variables that describe the particle behaviours, keeping in mind that the particles could in principle be influenced by anything within the backward light-cone of their measurement. Because the setting choices and the measurements will always have overlapping backward light-cones, it is impossible to rule out all such influences based on space-time considerations. It should also be noted that complete independence is not required, although the tolerance for interdependence can be low<sup>29</sup>.

A very similar concept of “freedom” applies to the entangled systems measured in a Bell test. A Bell inequality violation with free choice and under strict locality conditions implies indeterminacy of the measurement outcomes, or else faster-than-light communications and thus closed time-like curves<sup>10,21</sup>. If Bob’s measurement outcome is predictable based on information available to him before the measurement, and if it also satisfies the condition for a Bell inequality violation, namely a strong correlation with Alice’s measurement outcome that depends on his measurement choice, then Bob can influence the statistics of Alice’s measurement outcome, and in this way

communicate to her despite being space-like separated from her. Considering, again, that Bob could in principle have information on any events in his backward light cone, this implies (assuming no closed time-like curves) that Bob’s measurement outcome must be statistically independent of all prior events.

In this way, we see that “freedom,” understood as behaviour statistically independent of prior conditions, appears twice in a Bell test, first as a requirement on the setting choices, and second as a conclusion about the nature of measurement outcomes on entangled systems. These two are linked, in that the second can be demonstrated if the first is present.

Prior tests using physical randomness generators to choose measurement settings thus demonstrate a relationship between physical processes, showing for example<sup>4,8</sup> that if spontaneous emission is “free,” then the outcomes of measurements on entangled electrons are also “free.” By using humans to make the choices, we translate this to the human realm, showing, in the words of Conway and Kochen<sup>30</sup>, “if indeed there exist any experimenters with a modicum of free will, then elementary particles must have their own share of this valuable commodity.” Here “experimenters” should be understood to refer to those who choose the settings, i.e., the Bellsters.

## II. JOHN STEWART BELL ON “FREE VARIABLES”

A brief but informative source for Bell’s positions on setting choices is an exchange of opinions with Clauser, Horne and Shimony (CHS)<sup>32</sup>, in articles titled “The theory of local beables” and “Free variables and local causality.” In the first of these articles Bell very briefly considers using humans to choose the measurement settings

It has been assumed [in deriving Bell’s theorem] that the settings of instruments are in some sense free variables - say at the whim of experimenters - or in any case not determined in the overlap of the backward light cones.

while the second article defends this choice of method and compares it against “mechanical,” i.e. physical, methods of choosing the settings.

Suppose that the instruments are set at the whim, not of experimental physicists, but of mechanical random number generators. Indeed it seems less impractical to envisage experiments of this kind...

Bell proceeds to consider the strengths and weaknesses of physical random number generators in Bell tests, offering arguments why under “reasonable” assumptions physical random number generators might be trusted, but nonetheless concluding

Of course it might be that these reasonable ideas about physical randomizers are just wrong - for the purpose at hand. A theory might appear in which such conspiracies inevitably occur, and these conspiracies may then seem more digestable than the non-localities of other theories.

In sum, Bell distinguishes different levels of persuasiveness, noting that physical setting generators, while having the required independence in many local realistic theories, cannot

be expected to do so in all such theories. In contemporary terminology, what he argues here is that physical setting generators can only “tighten,” not “close” the “freedom-of-choice loophole.”

Bell also defends his use of the concept of “free will” in a physics context, something that had been criticized by CHS. Bell writes

Here I would entertain the hypothesis that experimenters have free will ... it seems to me that in this matter I am just pursuing my profession of theoretical physics.

... A respectable class of theories, including contemporary quantum theory as it is practiced, have ‘free’ ‘external’ variables in addition to those internal to and conditioned by the theory. These variables provide a point of leverage for free willed experimenters, if reference to such hypothetical metaphysical entities is permitted. I am inclined to pay particular attention to theories of this kind, which seem to me most simply related to our everyday way of looking at the world.

Of course there is an infamous ambiguity here, about just what and where the free elements are. The fields of Stern-Gerlach magnets could be treated as external. Or such fields and magnets could be included in the quantum mechanical system, with external agents acting only on the external knobs and switches. Or the external agents could be located in the brain of the experimenter. In the latter case the setting of the experiment is *not* itself a free variable. It is only more or less correlated with one, depending on how accurately the experimenter effects his intention.

It is clear from the last three sentences that Bell considers human intention, i.e., human free will, to be a “free variable” in the sense he is discussing. That is, he believes human intention fulfils the assumptions of Bell’s theorem, as do experimental settings faithfully derived from human intention.

### III. USE OF “FREEDOM-OF-CHOICE LOOPHOLE” AND “LOCALITY LOOPHOLE” IN THIS WORK

As noted above, a statistical condition used to derive Bell’s theorem is  $P(x, y, \lambda) = P(x, y)P(\lambda)$ , where  $x$  and  $y$  are choices and  $\lambda$  describes the hidden variables. This statistical condition, known as the “freedom of choice assumption,” does not distinguish between three possible scenarios of influence: the condition could fail if the choices influence the hidden variables, if the hidden variables influence the choices, or if a third factor influences both choices and hidden variables<sup>2,3,17</sup>.

By long tradition, the “locality loophole” (LL) is the name given to the possibility of influence from Alice’s (Bob’s) choices or measurements to Bob’s (Alice’s) measurement outcomes. The term “freedom-of-choice loophole” (FoCL) was introduced in Schiedl et al.<sup>17</sup>, to describe influence from hidden variables to choices. The text of the definition is “the possibility that the settings are not chosen independently from the properties

of the particle pair.” It is worth noting that this formulation centres on the act of choosing and its independence, which (assuming relativistic causality, an element of local realism) can only be spoiled by influences from past events, not future events.

Our use in this article follows the Schiedl et al. definition as just described: FoCL refers to the possibility of influences on the choices from any combination of hidden variables and/or other factors within the backward light-cone of the choice, while the possibility of influences from choices to hidden variables, which necessarily occur in the forward light-cone of the choice, is included in LL. Such a division, in addition to fitting the commonsense notion of free choice, avoids counting a single possible channel of influence in both FoCL and LL.

### IV. STATUS OF THE FREEDOM-OF-CHOICE LOOPHOLE

The FoCL remains unclosed after recent experiments simultaneously closing locality, detection efficiency, memory, timing, and other loopholes<sup>4-7</sup>. Space-time considerations can eliminate the possibility of such influence from the particles to the choices<sup>5,6,17,34</sup>, or from other space-time regions to the choices<sup>4,7</sup>, but not the possibility of a sufficiently early prior influence on both choices and particles. To motivate freedom of choice in this scenario, well-characterized physical randomizers<sup>8,9</sup> have been used to choose settings.

In experiments<sup>4-6</sup> the physical assumption is that at least one of: spontaneous emission, thermal fluctuations, or classical chaos<sup>8</sup> is uninfluenced by prior events, and thus unpredictable even within local realistic theories. In experiments<sup>7,17,34,37</sup> the physical assumption is that photodetection is similarly uninfluenced. While still requiring a physical assumption and thus not “closing” the freedom-of-choice loophole, this strategy “tightens” the loophole in various ways: First, by using space-like separation to rule out influence from certain events, e.g. entangled pair creation, and from defined space-time regions. Second, by using well-characterized randomness sources, for which the setting choice is known to faithfully derive from a given physical process, it avoids assumptions about the predictability of side-channel processes. Third, in the case of<sup>4-6,8</sup>, by using a physical variable that can be randomized by each of several processes, the required assumption is reduced from “ $x$  is uninfluenced” to “at least one of  $x$ ,  $y$  and  $z$  is uninfluenced.”

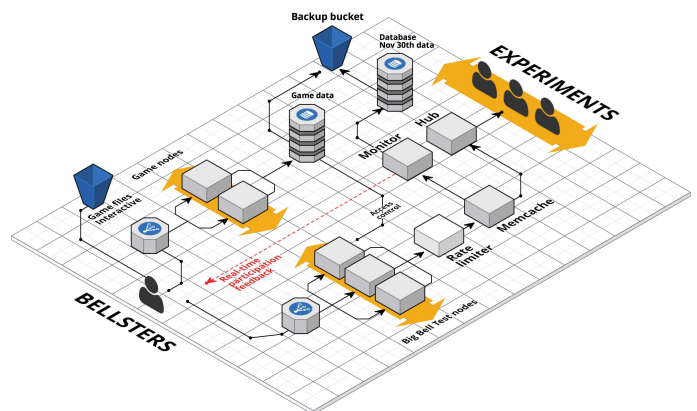
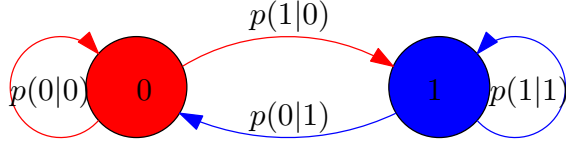


FIG. 3. Web architecture of The BIG Bell Test.



FIG. 4. Markov chain for  $L = 1$ .

## V. PREDICTION ENGINE

Generation of random sequences by humans has been a subject of study in the field of psychology for decades<sup>39</sup>. Early studies showed that humans perform poorly when asked to produce a random sequence, choosing in a biased manner and deviating from a uniform distribution. However, in<sup>40</sup>, it was shown that humans can be trained to behave randomly by playing a competitive zero-sum game in which uniform random choices are the best strategy. One such game is matching pennies: Players have to simultaneously choose between heads or tails; one player wins if the results are equal, the other wins if the results are different. This is a standard two-person game used in game theory<sup>41</sup> (see also<sup>42</sup>) with a mixed-strategy Nash equilibrium: As both players try to outguess the other, by behaving randomly they do not incentive either player to change their strategy.

The BIG Bell Quest reproduces the coin-matching game, with a machine-learning algorithm (MLA) playing the part of the opponent. The MLA operates on simple principles that human players could employ: it maintains a model of the tendencies of the opponent, noting for example “after choosing ‘0,’ ‘0,’ she usually choses ‘1’ as her next bit.” The MLA strategy operates with very little memory, mirroring the limited short-term memory of humans.

Formally, we will denote by  $\{x_1, \dots, x_n\}$  a sequence of  $n$  bits  $x_i \in \{0, 1\}$ . The goal of the prediction engine is, given  $\{x_1, \dots, x_k\}$ , with  $k < n$ , to produce a guess  $\tilde{x}_{k+1}$  that matches  $x_{k+1}$ . After each prediction, the algorithm learns the actual value  $x_{k+1}$  that the user has input and makes a new prediction  $\tilde{x}_{k+2}$  for the next value of the sequence.

The prediction engine of the game should fulfill three basic requirements: (i) it should perform well on human input of relatively short sequences, (ii) it has to be simple enough to be deployed in all the devices running the BIG Bell Test without affecting the performance of the game (iii) it has to be non-deterministic, in order to prevent users from learning and exploiting the behavior of the algorithm.

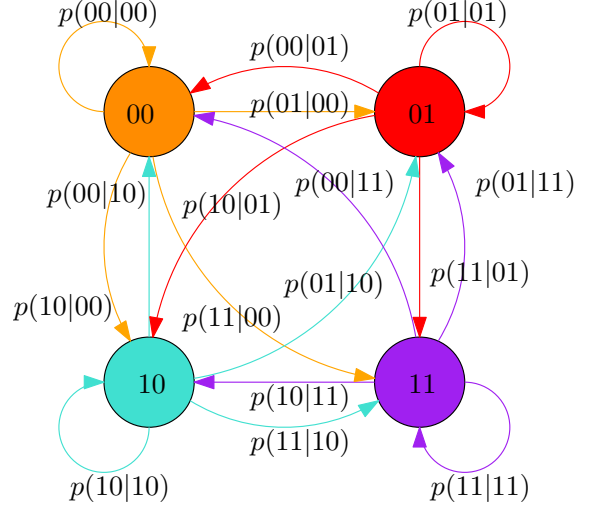
To take into consideration short-term memory effects, we shall model the user’s input as a discrete-time Markov process<sup>43</sup>. The number of states will be determined by the last  $L$  bits of the sequence, giving rise to a  $2^L \times 2^L$  transition matrix

$$T_L = \left( p(\vec{x}_{k+1}^{(L)} | \vec{x}_{k-L}^{(L)}) \right)_{\vec{x}_{k+1}^{(L)}, \vec{x}_{k-L}^{(L)}}$$

where  $\vec{x}_k^{(L)} = x_k, \dots, x_{k+L}$ . Note that the columns of  $T_L$  sum to unity.

The transition probabilities  $p(\vec{x}_{k+1}^{(L)} | \vec{x}_{k-L}^{(L)})$  are estimated from the current sequence  $\{x_1, \dots, x_k\}$ . Different values of  $L$  give rise to different Markov chains (see Figs. 4 and 5).

For a fixed  $L$ , if the tail of the current sequence is  $\vec{x}_{k-L}^{(L)}$ , we

FIG. 5. Markov chain for  $L = 2$ .

predict the next  $L$  bits  $\tilde{x}_{k+1}^{(L)}$  by looking at the most probable outcome

$$\tilde{x}_{k+1}^{(L)} = \arg \max_{\vec{x}_{k+1}^{(L)}} p(\vec{x}_{k+1}^{(L)} | \vec{x}_{k-L}^{(L)}). \quad (3)$$

The length of the sequences that the players generate allow for a reliable estimation of the transition probabilities for  $L < 4$ .

Note, however, that the predictor is required to output only the  $(k+1)$ -th bit of the sequence. Therefore, we can consider the most probable jump for different values of  $L$ . The prediction engine outputs then the first bit of  $\tilde{x}_{k+1}^{(L')}$  where  $L'$  is given by

$$L' = \arg \max_L p(\tilde{x}_{k+1}^{(L)} | \vec{x}_{k-L}^{(L)}). \quad (4)$$

At this point, the prediction engine is deterministic. This implies that there exists a sequence of bits such that the predictor will always give a wrong result. To find it, one simply simulates the predictor and flips the value of  $\tilde{x}_{k+1}$ . To defeat this strategy, we initialize the matrix  $T_L$ , by predicting a random prefix of 10 bits.

## VI. NETWORKING STRATEGY AND ARCHITECTURE

The BBT required reliable, robust, and scalable operation of two linked networking tasks: providing the BIG Bell Quest video game experience, and live aggregation and streaming of user input to the running experiments. From a networking perspective, the latter task resembles an instant messaging service, with the important asymmetry that messages from a large pool of senders (the Bellsters) are directed to a much smaller pool of recipients (the labs). The network architecture is shown in Fig. (3), and was implemented using Amazon Web Services IaaS (Infrastructure as a Service) products.

In the messaging component, we employed a two-layered architecture, shown in Fig. (3). In the first layer *Big Bell Test nodes* received input bits from the users and performed a real-time health check, described below, to block spamming by robot “participants.” The data were then sent to the second layer, a single instance *Hub node* that concatenated all the

bits from the first stage and distributed them to the labs. The communication between the two layers was implemented using a *memcache* computation node to maximise speed and to simplify the synchronisation between the two layers.

The gaming task was handled by a single layer of *Game nodes* and a database. To protect the critical messaging task from possible attacks on the gaming components, we used separate instances to handle backend gaming tasks, such as user information and rankings, and to handle backend tasks in the messaging chain, such as data logging. Load balancers, networking devices that distribute incoming traffic to a scalable pool of servers, were used in both the gaming and messaging front ends to avoid overloading. This design pattern is known as horizontal scaling, and is a common practice in scalable cloud systems.

We now give more details on each computational resource.

### A. Big Bell Test nodes

The first layer of computing resources received data from Bellsters, or more precisely from the BIG Bell Quest running in browsers on their computers and devices. A variable number of servers running the same software functionalities were placed behind a pre-warmed load balancer that was prepared to support up to 10,000 simultaneous connections. Users connected to the load balancer via a public URL end-point, and sent the data from their browsers using *websocket* connections. This first layer of servers aggregated the data from each connection (i.e. from each user) in independent buffers during a  $T = 0.5$  s interval.

A simple but important “health check” was performed to identify and block high-speed robotic participants. If a given user contributed more than ten bits in a single interval, corresponding to a rate of at least 22 keypresses per second, the user account was flagged as being non-human and all subsequent input from that user was removed from the data stream. No feedback was provided to the users in the event their account was flagged, to avoid leaking information on the blocking mechanism. This method could potentially ban honest users due to networking delays and other timing anomalies, but was necessary to prevent the greater risk that the data stream was flooded with robotic input.

### B. Hub node

The Hub node aggregated the data from all the Big Bell Test nodes and also handled the connection to the labs. In contrast to the Big Bell Test nodes, which had to service connections from an unknown and rapidly changing number of users, the Hub node was aggregating data from a small and relatively stable number of trusted instances. Overall, the two layer design simplified the networking task of delivering input from a large and variable number of users to end points (the labs) receiving aggregated data streams at variable rates.

Laboratories connected to the Hub instance to receive random bits from the *Bellsters*. As with the Big Bell Test instances, these connection were established using *websocket* connections. When connecting to the Hub node, the labs specified their bitrate requirement, which could be dynam-

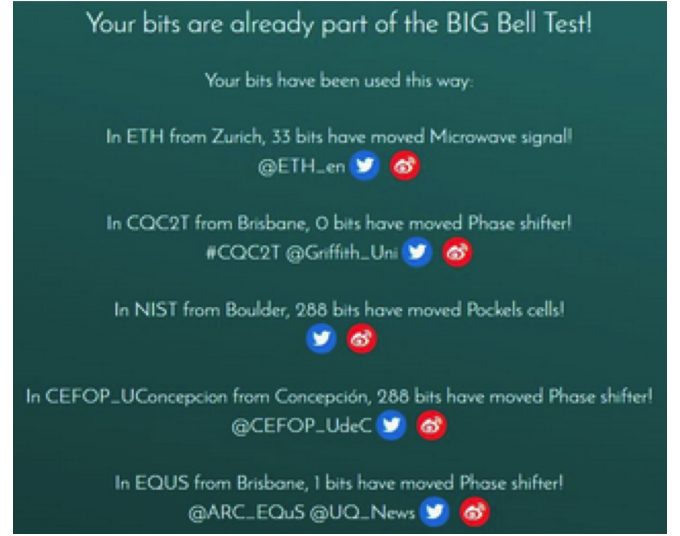


FIG. 6. Screenshot of in-game feedback given to Bellsters, showing use of their input bits in running experiments. Blue and Red buttons allow instant sharing on social networks Twitter and Weibo, respectively.

cally changed. The Hub node then sent a stream of Bellster-generated bits at the requested rate. In the event that insufficient Bellster-generated bits were arriving in real-time, archived bits from BBT participation prior to the day of the experiment were distributed to the labs in advance.

### C. Memcache node

The interface between The Big Bell Test nodes and the Hub instance was implemented using a *memcache* node. While adding an extra computing resource slightly increased the complexity of the architecture, it added robustness and simplified operations. The *memcache* node, in contrast to the Big Bell Test and Hub nodes, had no internet-facing functionality, making its operation less dependent on external conditions. For this reason, both the Big Bell Test nodes and the Hub node were registered and maintained on the *memcache* node, allowing the restart of any of these internet-facing instances without loss of records or synchronisation.

In addition, and as detailed in the next section, there was an additional Monitor node in charge of (i) recording all the random bits that were being sent from the Bellsters to the labs, and (ii) providing real-time feedback to the Bellsters. This functionality was isolated from the operations of the Hub node. Again, by splitting the Monitor and Hub instances, a failure or attack in the public and non-critical real-time feedback functionality had no effect on the main, private, and critical random bit distribution task.

### D. Monitor node

For analysis and auditing purposes, all of the bits passing through the first layer of servers were recorded in a database, together with metadata describing their origin (Monitor computing resource in Fig. (3)). In particular, every bit was stored

together with the username that created it and the origin timestamp. The random bitstreams sent to the individual labs were similarly recorded bit-by-bit, allowing a full reconstruction of the input to the experiments.

In post-event studies of the input data, we estimated the possible contribution from potentially machine-generated participations that were not blocked by the real-time blocking mechanism. We analysed participants whose contribution were significant, more than 2 kbit bits in total, and looked for anomalous timing behaviours such as improbably short time spent between missions and improbably large number of bits introduced per mission, both of which are limited by the dynamics of human reactions when playing the game. Flagging participants that contributed such anomalous participations as suspicious, and

cross-referencing against the bits sent to the experiments, we find that no experiment received more than 0.1% bits from suspicious participants.

In the Monitor computing resource, in addition to being used to store in a database all the information that was streamed to the labs, we also implemented a real-time feedback mechanism to improve the Bellsters' participation experience. After accomplishing each mission, users were shown a report on the use of their bits in each of the labs running at that moment, as illustrated in Fig. 6. The numbers shown were calculated as a binomial random process  $B(n, p_i)$  with parameters  $n = N$  and  $p_i = R_i/R$ , where  $N$  is the number of bits introduced by a user in his/her last mission,  $R_i$  is the number of bits sent to lab  $i$ , and  $R$  is the total number of bits entered in the last  $T = 0.5$  s interval.

- 
- <sup>30</sup> J. Conway, S. Kochen, The free will theorem, *Foundations of Physics* **36**, 1441 (2006).
- <sup>31</sup> G. Pütz, D. Rosset, T. J. Barnea, Y.-C. Liang, N. Gisin, Arbitrarily small amount of measurement independence is sufficient to manifest quantum nonlocality, *Phys. Rev. Lett.* **113**, 190402 (2014).
- <sup>32</sup> J. Bell, *Speakable and Unspeakable in Quantum Mechanics: Collected Papers on Quantum Philosophy*, Collected papers on quantum philosophy (Cambridge University Press, 2004).
- <sup>33</sup> T. Scheidl, *et al.*, Violation of local realism with freedom of choice, *Proceedings of the National Academy of Sciences of the United States of America* **107**, 19708 (2010).
- <sup>34</sup> C. C. Erven, *et al.*, Experimental three-photon quantum nonlocality under strict locality conditions, *Nat Photon* **8**, 292 (2014).
- <sup>35</sup> M. Giustina, *et al.*, Significant-loophole-free test of Bell's theorem with entangled photons, *Phys. Rev. Lett.* **115**, 250401 (2015).
- <sup>36</sup> L. K. Shalm, *et al.*, Strong loophole-free test of local realism, *Phys. Rev. Lett.* **115**, 250402 (2015).
- <sup>37</sup> G. Weihs, T. Jennewein, C. Simon, H. Weinfurter, A. Zeilinger, Violation of Bell's inequality under strict Einstein locality conditions, *Phys. Rev. Lett.* **81**, 5039 (1998).
- <sup>38</sup> W. Rosenfeld, *et al.*, Event-ready Bell-test using entangled atoms simultaneously closing detection and locality loopholes, *ArXiv e-prints* (2016).
- <sup>39</sup> W. A. Wagenaar, Generation of random sequences by human subjects: A critical survey of the literature, *Psychological Bulletin* pp. 65–72 (1972).
- <sup>40</sup> A. Rapoport, D. V. Budescu, Generation of random series in two-person strictly competitive games., *Journal of Experimental Psychology: General* **121**, 352 (1992).
- <sup>41</sup> R. Gibbons, *Game theory for applied economists* (Princeton University Press, 1992).
- <sup>42</sup> D. Mookherjee, B. Sopher, Learning behavior in an experimental matching pennies game, *Games and Economic Behavior* **7**, 62 (1994).
- <sup>43</sup> R. Serfozo, *Basics of applied stochastic processes* (Springer Science & Business Media, 2009).

## ② Entanglement in Time

Authors: Martin Ringbauer, and Andrew White

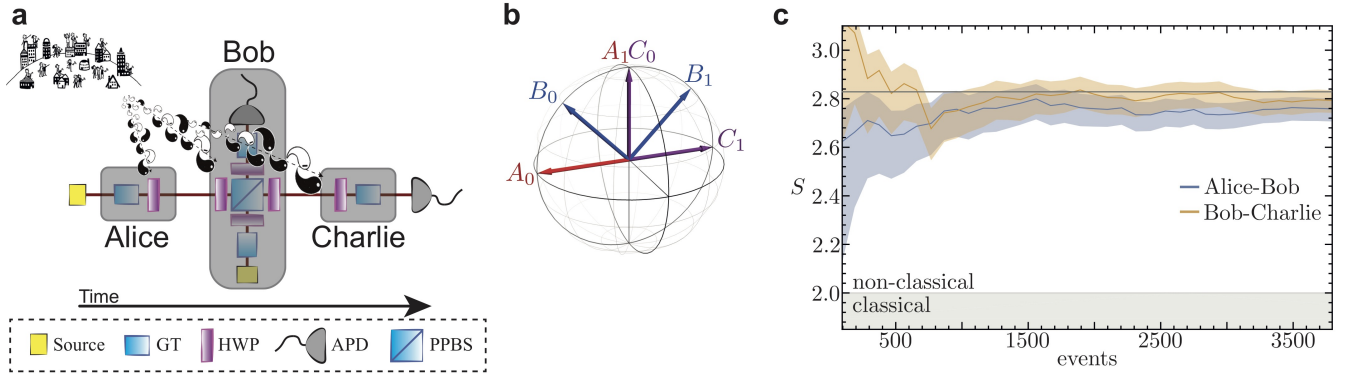


FIG. 7. (a) **The experimental setup used to test quantum entanglement in time.** A single photon, produced by spontaneous parametric down-conversion (not shown), is first measured by Alice, then by Bob and finally by Charlie. Alice and Charlie use a half-wave plate (HWP) and a Glan-Taylor polarizer (GT) for their measurement, while Bob, being in the middle, measures the quantum system indirectly by entangling it to another photon (using a partially polarizing beam splitter, PPBS) and detecting that photon in an avalanche photo diode (APD). All three observers choose their measurement settings by using the human-generated random bits supplied by the Bellsters to set the angles of their waveplates. (b) **Measurement settings.** Visualization of the measurement settings for Alice ( $A_0, A_1$ ), Bob ( $B_0, B_1$ ), and Charlie ( $C_0, C_1$ ) on the single-qubit Bloch-sphere. (c) **Experimental results.** Shown is the cumulative violation of the CHSH inequality in time between the observers Alice and Bob (blue), and between Bob and Charlie (orange) versus the number of observed detection events. The data shows a strong violation of both inequalities and thus a violation of entanglement monogamy. The shaded regions correspond to  $1\sigma$  statistical confidence intervals.

In the scenario originally considered by Bell<sup>44</sup>, pairs of entangled particles are shared between two observers, Alice and Bob, who each perform one of two measurements on their particle of the shared pair at random. Since Alice and Bob are considered to be spacelike separated, their particles cannot communicate during the measurements and thus all correlations observed between Alice and Bob must have been present when the particles were created. Yet if their measurement statistics violate a Bell inequality, they find that their particles are more strongly correlated than could be explained by pre-existing correlations—they are entangled. Quantum entanglement, however, is not limited to the situations where the measurements are spacelike separated. Alice and Bob could equally well be separated in time and perform their measurements on the same quantum system, one after the other. Such an experiment can reveal entanglement in time or *temporal entanglement*, and just like in the spatial case, one can derive a Bell-inequality to test for this kind of entanglement<sup>45</sup>.

Experimentally we test quantum entanglement in time using the setup in Fig. 7a, where a single photon is subject to a sequence of three polarization measurements, first by Alice, then Bob, and finally Charlie. Each party uses the human-generated random numbers supplied by the Bellsters to choose from two possible measurement settings, which correspond to two different angles of the respective half-wave plates, see Fig. 7a-b. Since the measurements are timelike separated, there is no question of locality and hence no need for fast switching or careful separation of measurement choices. It is, however, crucial that the measurement choices are random and independent from each other, see Ref.<sup>46,47</sup> for more details.

During the Big Bell Test our experiment used 6300 human-generated random bits supplied by the Bellsters to control the waveplates for Alice, Bob, and Charlie. For each setting we recorded 0.1s of data, resulting in an average of 1.5 events per measurement setting and outcome. Figure 7c shows the expectation values for the CHSH-Bell inequality in time between Alice and Bob, and between Bob and Charlie as a function of the number of recorded events. For the full data set we obtain CHSH values of  $S_{AB} = 2.75 \pm 0.05$  and  $S_{BC} = 2.79 \pm 0.05$ , corresponding to a violation of the classical bound of  $S = 2$  by more than 15 standard deviations. This not only demonstrates entanglement in time, but also highlights a crucial difference between spatial and temporal entanglement. A key property in the spatial case, known as *monogamy of entanglement*<sup>48</sup>, is that entanglement between Alice and Bob precludes either of them to be entangled with a third party. In contrast, our results show that in the temporal case Bob can be entangled to Alice, and at the same time to Charlie, see Ref.<sup>46</sup> for more details.

<sup>44</sup> J. S. Bell, On the Einstein Podolsky Rosen Paradox, *Physics* **1**, 195 (1964).

<sup>45</sup> C. Brukner, S. Taylor, S. Cheung, V. Vedral, Quantum Entanglement in Time, *arXiv preprint arXiv:quant-ph/0402127* (2004).

<sup>46</sup> M. Ringbauer, et. al, *Manuscript in preparation* (2017).

<sup>47</sup> M. Ringbauer, R. Chaves, Probing the non-classicality of temporal correlations, *Manuscript in preparation* (2017).

<sup>48</sup> V. Coffman, J. Kundu, W. K. Wootters, Distributed entanglement, *Phys. Rev. A* **61**, 052306 (2000).



### ③ Bell tests with imperfectly random human input

Authors: Yang Liu, Xiao Yuan, Cheng Wu, Weijun Zhang, Jian-Yu Guan, Jiaqiang Zhong, Hao Li, Ming-Han Li, Sheng-Cai Shi, Lixing You, Zhen Wang, Xiongfeng Ma, Qiang Zhang and Jian-Wei Pan

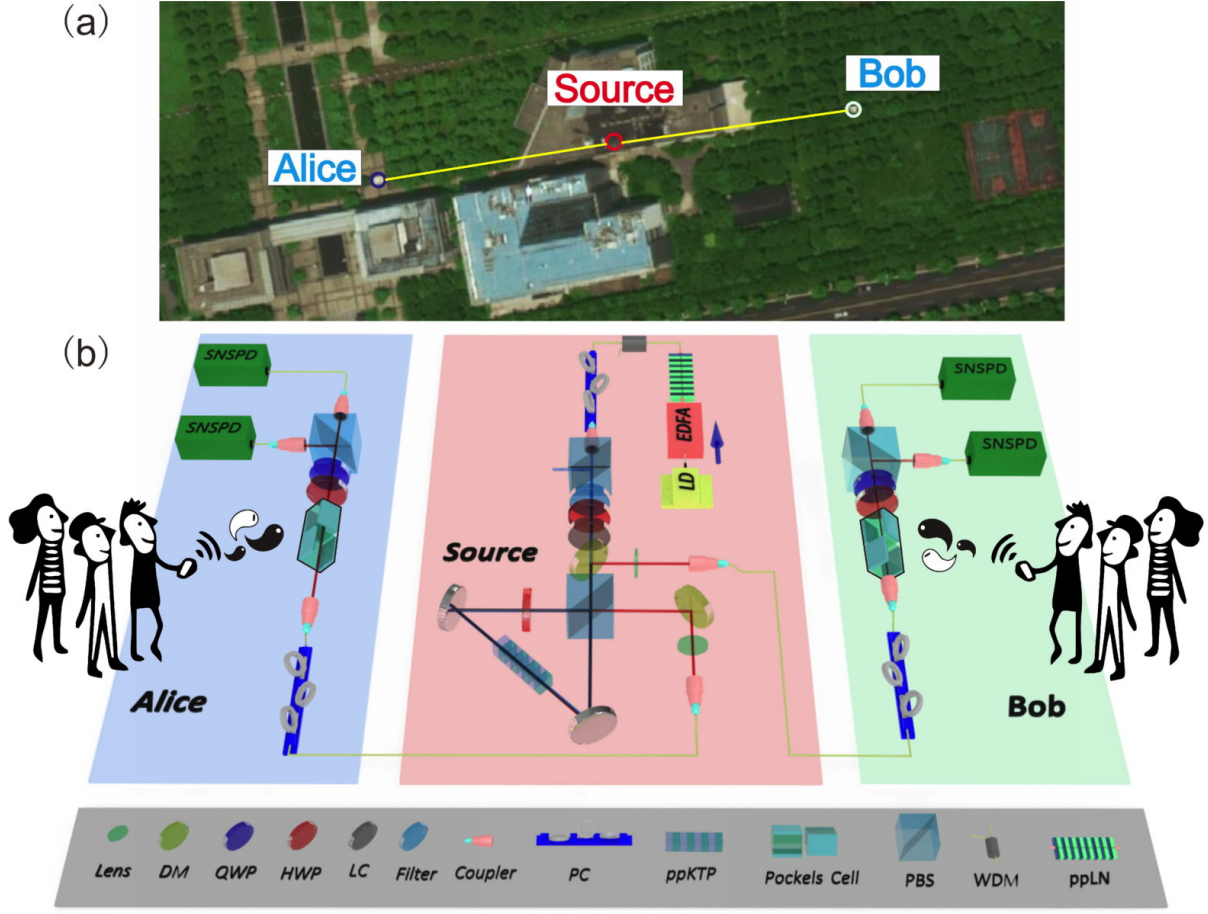


FIG. 8. Bell test using imperfect input randomness. (a) A bird's-eye view of the entanglement source, Alice's detection and Bob's detection. The distances from the source to Alice and Bob are  $87 \pm 2$  m and  $88 \pm 2$  m, respectively. (b) Schematic setup of the Bell test. A distributed feedback (DFB) laser diode (LD) at  $\lambda = 1560$  nm is modulated to produce pulses with a repetition rate of 100 kHz and a pulse width of 10 ns. The pulses are amplified with an erbium-doped fiber amplifier (EDFA) and then are up-converted to 780 nm via second-harmonic generation (SHG) in an in-line periodically poled lithium niobate (PPLN) waveguide. The residual 1560 nm light is filtered with a wavelength-division multiplexer (WDM) and a shortpass filter. After adjusting the polarization using a half-wave plate (HWP) and a liquid crystal (LC), the 780 nm pump light is focused to a periodically poled potassium titanyl phosphate (PPKTP) crystal in a "Sagnac" geometry to generate entangled photon pairs. A series of dichroic mirrors (DMs) are used to remove the residual pump light at 780 nm and fluorescence before the entangled pairs are collected. In Alice's and Bob's detection stations, a polarization controller (PC), a quarter-wave plate (QWP), a HWP and a polarizing beam splitter (PBS) are used to set the measurement angle. Random numbers control the Pockels cells to dynamically select the bases. Superconducting nanowire single-photon detectors (SNSPD) are used to detect the photons after the PBS.

Human randomness is very attractive for Bell tests, because of the element of human free will. Humans are not perfectly random, however, and tend to produce patterns that make their choices somewhat predictable. For example, we ran the NIST statistical test on the human-generated random numbers from the BBT and of the 14 different tests for uniformity, the human random numbers only passed 2. If this predictability were related to the hidden variable  $\lambda$ , and if it were strong enough, it could explain a Bell inequality violation within local realism.

The sensitivity of an experiment to setting/hidden-variable interdependence can be quantified: if  $a, b$  and  $x, y$  denote the binary outputs and inputs, respectively, then the imperfection of the input randomness can be characterized by a bound on the conditional setting probability  $P(xy|\lambda)$

$$I = \min_{xy\lambda} P(xy|\lambda). \quad (5)$$

where  $I \in [0, 1/4]$  and a smaller value of  $I$  indicates more imperfection of the input randomness. We report two Bell tests, one using the well-known Clauser-Horne-Shimony-Holt (CHSH)<sup>49</sup> inequality and the other using the measurement dependent local

(MDL)<sup>50</sup> inequalities. The MDL is designed to be more robust against influence on the settings. We observe large violations of the two Bell inequalities and give the  $I$  required of the input human randomness to rule out local realism.

Our experimental setup is shown in Fig. 8(b). A 1560 nm seed laser with frequency  $f = 100$  kHz, width  $\Delta t = 10$  ns is amplified and up-converted to 780 nm via second-harmonic generation (SHG). Pumped with this laser, entangled pairs are generated in the Sagnac based setup, and then collected into single mode fibers for detection. The measurement devices in Alice's and Bob's detection station are around 90 meters from the source, as shown in Fig. 8(a). The spatial separation makes sure the measurement in Alice's detection station will not affect that in Bob's detection station, and vice versa. A field-programmable gate array (FPGA) board is used to generate synchronizing signals and to distribute the random numbers in real time. ICFO provided us the human generated random numbers, which we re-distribute to modulate the basis immediately. Note that the system only works when there is a batch of random numbers comes in. The random numbers control the Pockels cell by applying a zero or a half-wave voltage, setting the basis to  $A_0/A_1$  for Alice and  $B_0/B_1$  for Bob. Passing through the PBS, the photons are finally detected with a superconducting nanowire single-photon detectors (SNSPD), and recorded by a time-digital convertor (TDC) for off-line data analysis.

First, the maximum entangled state  $|\Psi^+\rangle = (|HV\rangle + |VH\rangle)/\sqrt{2}$  is generated and tested. We measure the visibility in the horizontal/vertical basis as 99.2% and in the diagonal/anti-diagonal basis as 98%. State tomography shows the fidelity to the ideal state is around 97.5%. We test the standard CHSH inequality with quantum random numbers, calculate the value  $S = 2.804$ , with  $E(A_1, B_1) = -0.751$ ,  $E(A_1, B_2) = 0.651$ ,  $E(A_2, B_1) = 0.657$ ,  $E(A_2, B_2) = 0.745$  where  $E(A_x, B_y) \equiv \sum (-1)^{a+b+xy} p(ab|xy)$ . Considering MDL correlation with the randomness measure  $I$ , that is  $P(xy|\lambda) \geq I, \forall xy\lambda$ , the maximal achievable CHSH value with MDL correlation is  $4(1 - 2I)^{50,51}$ . To achieve the experimentally obtained Bell value with MDL correlation, we thus need  $4(1 - 2I) < S = 2.804$  and thus  $I < 0.1495$ . In other words, if the input human randomness is high enough, i.e., if  $I > 0.1495$ , the experimentally observed data cannot be explained with any MDL correlation.

Next, the human random numbers are used to test the MDL inequality<sup>50</sup> which is defined by  $IP(0000) - (1 - 3I)[P(0101) + P(1010) + P(0011)] \leq 0$ . Interestingly, as long as  $P(xy|\lambda) \geq I$ , such an inequality cannot be violated with any MDL correlation. In this case, observing the violation of the MDL inequality indicates the existence of non-classical correlation even in the presence of measurement dependence.

The non-maximal entangled state  $\cos(69.1^\circ)|HV\rangle + \sin(69.1^\circ)|VH\rangle$  is generated. State tomography shows the fidelity to the ideal state is 98.7%. Using the setup described above, the locality loophole is closed by considering the spatial distance and the randomness loophole is closed with human free will. The experiment was performed during 30 Nov. and 1 Dec. when the public helps us to generate random numbers. The coincidence values were tested with human-generated bits determining the basis choices. The experimental data are divided into several one-hour periods for statistical analysis.

As this MDL inequality cannot be violated with MDL correlation satisfying  $P(xy|\lambda) \geq I, \forall xy\lambda$ , we calculate the smallest possible value of  $I$  such that the equal sign is saturated. In experiment, we obtain  $I = 0.10 \pm 0.05$  for MDL inequality by using human random numbers. As a comparison, we also use quantum random numbers to choose the basis. With the rest of the setup remaining the same, we obtain  $I = 0.106 \pm 0.007$  which gives a similar  $I$  value with less fluctuation. This is because the total amount of data using quantum random numbers is much larger than using human random numbers. The input of human random numbers was at most a few thousand per second whereas for quantum random numbers we had a steady 100 kbps for controlling the basis. In total, we accepted and used around 80 Mb of human random numbers for the MDL inequality test in two days. For comparison, we tested the inequality with quantum random numbers in around one and half hours, using more than 500 Mbits.

---

<sup>49</sup> J. F. Clauser, M. A. Horne, A. Shimony, R. A. Holt, Proposed experiment to test local hidden-variable theories, *Phys. Rev. Lett.* **23**, 880 (1969).

<sup>50</sup> G. Pütz, D. Rosset, T. J. Barnea, Y.-C. Liang, N. Gisin, Arbitrarily small amount of measurement independence is sufficient to manifest quantum nonlocality, *Phys. Rev. Lett.* **113**, 190402 (2014).

<sup>51</sup> X. Yuan, Q. Zhao, X. Ma, Clauser-horne bell test with imperfect random inputs, *Phys. Rev. A* **92**, 022107 (2015).



#### ④ Violation of a Bell Inequality using Entangled Photons and Human Random Numbers

Authors: Bo Liu, Johannes Handsteiner, Dominik Rauch, Rupert Ursin, Thomas Scheidl and Anton Zeilinger

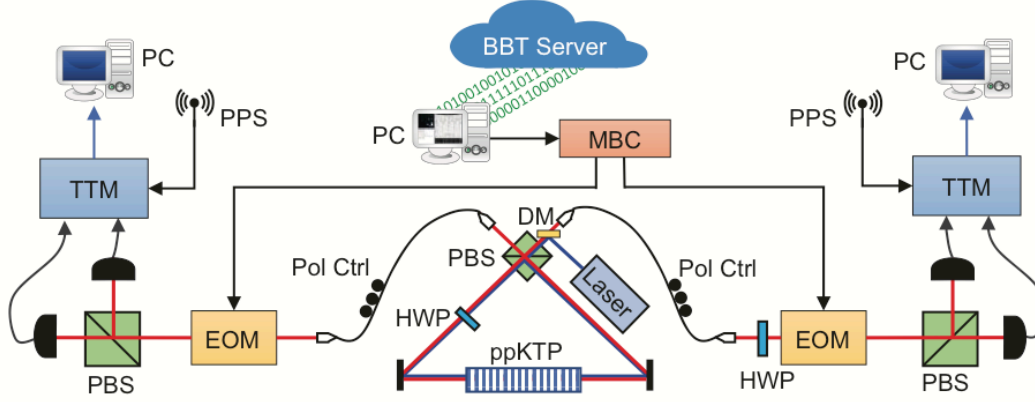


FIG. 9. Experimental setup. The wavelength of the laser is 405nm. MBC: measurement basis controller; Pol Ctrl: polarization controller; DM: dichroic mirror; HWP: half-wave plate; EOM: electro-optical modulator; PBS: polarized beam splitter; TTM: time tagging module; PPS: pulse per second.

In the Big Bell test (BBT) experiment, we tested the CHSH form of the Bell inequality with polarization-entangled photon pairs. As shown in Fig. 9, the entangled photon source was based on a Sagnac interferometer generating polarization-entangled photon pairs in the maximally entangled state  $|\Psi^-\rangle = \frac{1}{\sqrt{2}}(|H_A V_B\rangle - |V_A H_B\rangle)$ . Each photon pair was guided to two receivers, called Alice and Bob, via single mode fibers. At each receiver, the entangled photons were coupled out of the fiber and guided to an electro-optical modulator (EOM), which allowed for fast switching between complementary measurement bases. The EOM was followed by a polarizing beam splitter (PBS) with a single-photon avalanche diode (SPAD) detector in each output port. The EOM settings were driven by the measurement basis controller (MBC), which read the random bits from the BBT server and converted them in real-time to the corresponding EOM control signals. In this way, real-time measurements in the following linear polarization bases have been implemented for Alice (Bob):  $0^\circ/90^\circ$  ( $22.5^\circ/112.5^\circ$ ) if the random number was '0' and  $45^\circ/135^\circ$  ( $67.5^\circ/157.5^\circ$ ) if the random number was '1'. Finally, using a time tagging module (TTM) and a computer, Alice and Bob generated and recorded time stamps of all SPAD detection events, the EOM settings and an additional shared pulse per second (PPS) signal.

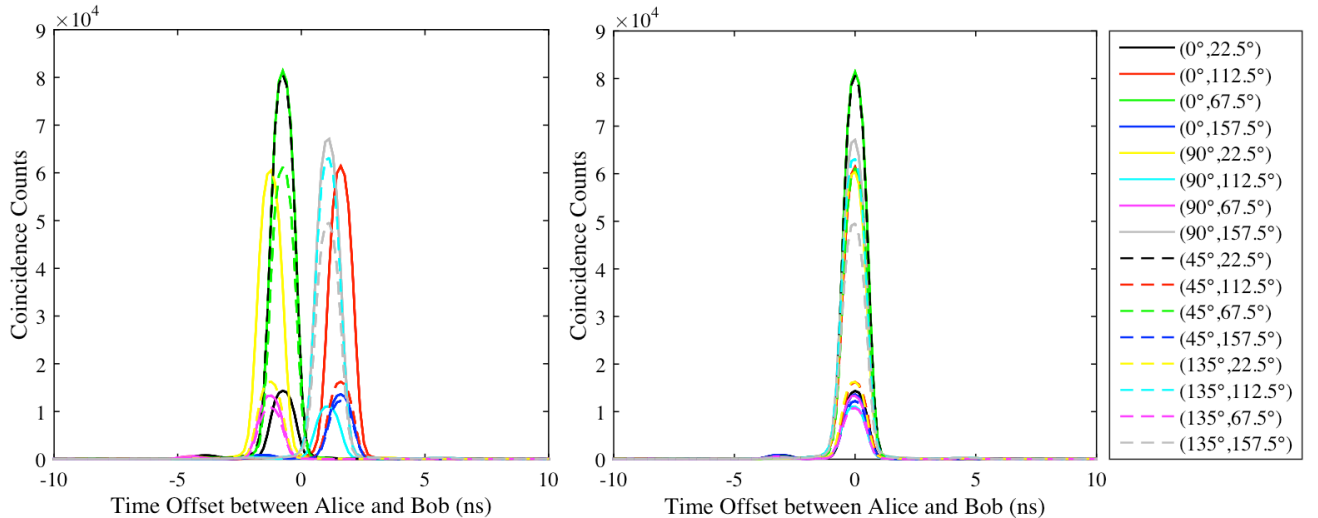


FIG. 10. Coincidence counts between Alice and Bob for the experiment with human random numbers (HRN) mixed with quantum random numbers (QRN).

On the BBT day, we performed measurements using all three different types of random numbers provided via the BBT server, i.e. real-time human random numbers (HRN), quantum random numbers (QRN) and human random numbers from the database (DB). In the first experiment, we used a mix of HRN and QRN for a total measurement time of 200 seconds. During post-processing, we separated the results obtained with HRN from the results obtained with QRN. For the HRN (QNR) data we obtained a Bell value of 2.6387 (2.6434) with a 81 (115) sigma violation of the local-realistic bound of 2. The second

experiment was performed with a mix of HRN and DB for a total measurment time of 210 seconds. For the HRN (DB) data we obtained a Bell value of 2.6403 (2.6371) with a 63 (122) sigma violation of the local-realistic bound of 2. Errors are calculated assuming Poissonian photon statistics. In our experiments, the time delay between Alice's and Bob's time-tags slightly varied for the different detector combinations as can be seen from the coincidence peaks shown in Fig. 10. However, this could easily be compensated during data post-processing, such that we could use a coincidence window of 1.25ns. All results are summarized in detail in Table II.

TABLE II. Detailed measurement Results.

Exp #	Time (s)	Source	RN rate (bps)	Total CCs	P1	P2	P3	P4	S Value	Xigma	Visibility
1	200	HRN	1612.88	160178	0.6520	-0.6947	-0.6592	-0.6329	2.6387	81.0265	0.9329
		QRN	2727.68	294465	0.6560	-0.6938	-0.6544	-0.6391	2.6434	115.8174	0.9346
2	210	HRN	910.21	95024	0.6500	-0.7009	-0.6539	-0.6355	2.6403	63.0984	0.9335
		DB	3404.49	337463	0.6498	-0.6984	-0.6589	-0.6300	2.6371	121.7927	0.9324



## ⑤ Experimental bilocality violation with human randomness

Authors: Luca Santodonato, Gonzalo Carvacho, Francesco Andreoli, Marco Bentivegna, Rafael Chaves and Fabio Sciarrino

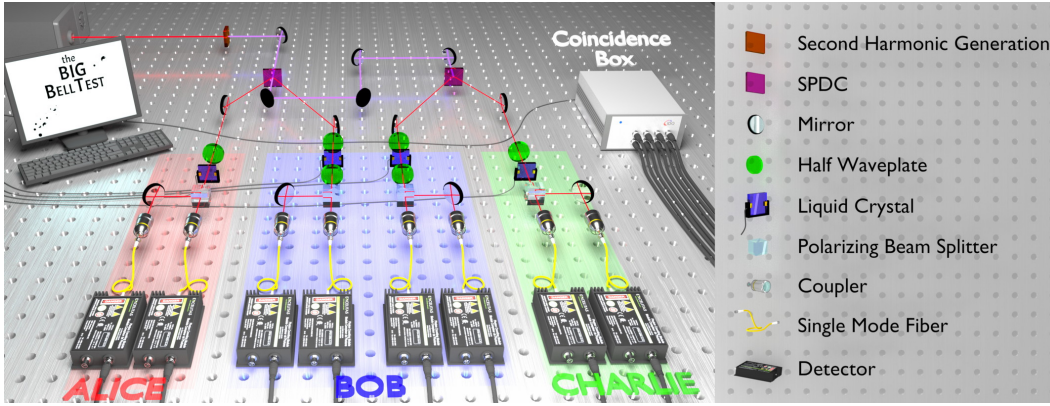


FIG. 11. **Experimental setup for bilocality test exploiting human randomness.** Two couples of photons are independently generated in the singlet state by a pulsed pump laser. For each pair, one photon is sent to one of the furthest stations (A or C, respectively), while the other one reaches the central node B. All parties perform single qubit polarization analysis, exploiting Half waveplates (HWPs) and Liquid Crystals (LC). The measurement choice is controlled by the random bits provided by the ICFO BBT cloud infrastructure, which drives the voltage applied on the LC depending on the value of three random bits.

Nowadays, complex networks are attracting a large interest for the development of future quantum technologies but also for the understanding of generalized Bell-like inequalities. By considering a tripartite scenario where two parties (Alice and Charlie) share entangled states (independently generated) with a third one (Bob), we are able to witness a new kind of non-classical behaviour called quantum non-bilocality<sup>52,53</sup> where the results are incompatible with any possible model described by two independent hidden variables. Alice, Bob and Charlie perform dichotomic measurements respectively labelled by the variables  $x$ ,  $y$  and  $z$ , and they return some binary outcomes described by the variables  $a$ ,  $b$  and  $c$ . Since we are considering two physically different and independent entangled sources we must consider also two different sets of hidden variables  $\lambda_1$  and  $\lambda_2$ . Any correlation allowed by this model can be written as  $p(a, b, c|x, y, z) = \sum_{\lambda_1, \lambda_2} p(\lambda_1)p(\lambda_2)p(a|x, \lambda_1)p(b|y, \lambda_1, \lambda_2)p(c|z, \lambda_2)$ . The set of correlations compatible with the described model is constrained by the so-called bilocality inequality:  $B = \sqrt{|I|} + \sqrt{|J|} \leq 1$  (with  $I = \frac{1}{4} \sum_{x,z} \langle A_x B_0 C_z \rangle$ ,  $J = \frac{1}{4} \sum_{x,z} (-1)^{x+z} \langle A_x B_1 C_z \rangle$ , (summing on  $x, z = 0, 1$ ) and where:  $\langle A_x B_y C_z \rangle = \sum_{a,b,c=0,1} (-1)^{a+b+c} p(a, b, c|x, y, z)$ ), which can be violated by quantum mechanics<sup>167</sup>. In our experiment we implement a

photonic network consisting of three parties and two independent sources of quantum states (see Fig. 1) and we evaluate the bilocality parameter  $B$ , exploiting random measurements settings driven by the bits provided by the Big Bell Test experiment. This scheme allowed us to partially address the free-will loophole in this tripartite network context, providing the first proof-of-principle experimental study of such loophole in Bell-tests involving more complex causal structures.

The choice of measurement settings in our stations was physically implemented by the use of liquid crystals, driven in real time by the human random numbers provided by web users during the BBT day. This allowed us to witness a strong violation of the bilocality inequality of  $B = 1.2251 \pm 0.0066$  by cumulatively evaluation of the  $B$  parameter for a growing number of collected coincidences (see Fig. 2) observing a violation of almost 34 standard deviations. We kept each setting for 5 s, recorded the coincidences in that time and then received fresh random bits for the next setting. Our experiment provides the first extension to a quantum network with a more complex causal structure, and we were able to violate the bilocality inequality in real-time (without post-processing of the data) by exploiting the human random bits. This experiment can pave the way towards more complex studies involving networks and loophole free tests, and can have relevance as a cornerstone towards the implementation of new quantum information protocols which exploit the resources of non-bilocal quantum correlations.

<sup>52</sup> C. Branciard, N. Gisin, S. Pironio, Characterizing the nonlocal correlations created via entanglement swapping, *Phys. Rev. Lett.* **104**, 170401 (2010).

<sup>53</sup> C. Branciard, D. Rosset, N. Gisin, S. Pironio, Bilocal versus nonbilocal correlations in entanglement-swapping experiments, *Phys. Rev. A* **85**, 032119 (2012).

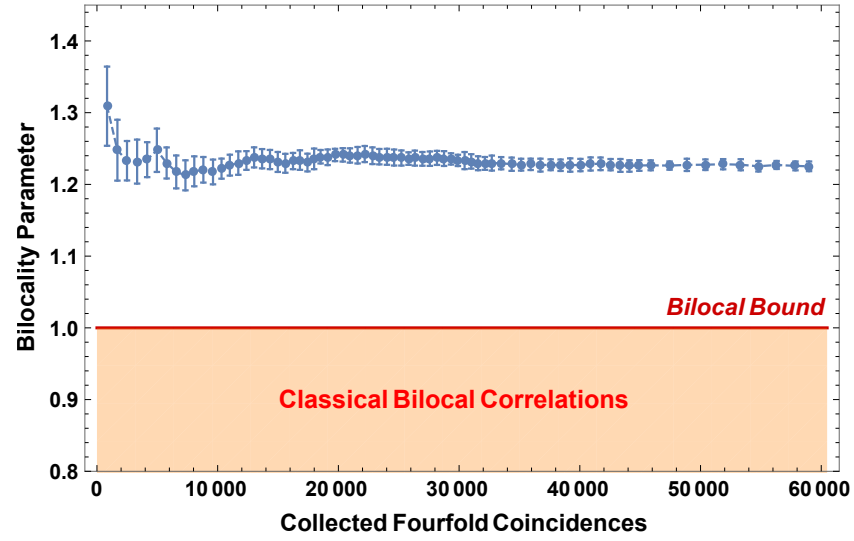


FIG. 12. **Experimental bilocality violation with human randomness.** We cumulatively evaluated the bilocality parameter  $\mathcal{B}$  and the total number of fourfold coincidences collected. A red line shows the bound of the bilocality inequality, which delimits the classical bilocal region depicted with a shaded red area.

# ⑥ Violation of Bell's inequality with a single atom and single photon entangled over a distance of 400 m

Authors: Kai Redeker, Robert Garthoff, Daniel Burchardt, Harald Weinfurter, Wenjamin Rosenfeld

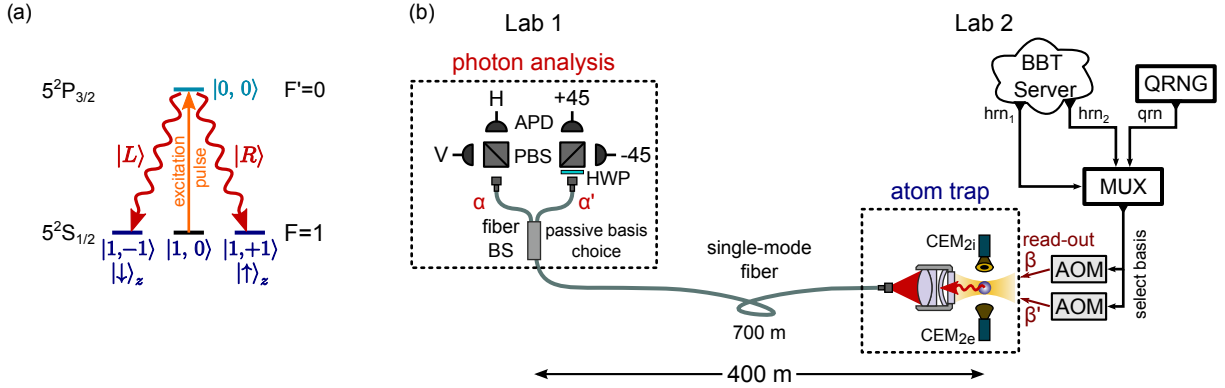


FIG. 13. (a) Scheme of the atomic levels involved in the entanglement between the spin state of the atom and polarization of the photon. The atomic qubit consists of Zeeman spin states  $|m_F = \pm 1\rangle$  of  $5^2S_{1/2}$ ,  $F = 1$  hyperfine ground level. (b) Overview of the experiment. A single atom, trapped in Lab 2, is entangled with a single photon. The photon undergoes a polarization analysis in Lab 1 where the measurement direction  $a \in \{\alpha, \alpha'\}$  is passively selected at a beam-splitter (fiber BS). The measurement direction on the atomic spin  $b \in \{\beta, \beta'\}$  is actively selected using input from the BBT server and a local quantum random number generator (QRNG).

We demonstrate a violation of a CHSH Bell inequality with a spin of a single trapped  $^{87}\text{Rb}$  atom which is entangled with the polarization state of a single photon. The random numbers generated by human contributors were used here to decide which measurement direction had to be applied to the atomic spin. Our experiment employs 3 different kinds of randomness: randomness in detecting a photon in a certain output of an optical beam-splitter, a quantum random number generator and human-generated random numbers.

In the experiment the generation of entanglement between the spin of the atom and polarization of the photon<sup>7</sup> is performed by optical excitation as shown in Fig. 13(a). The subsequent spontaneous decay leads to the atom-photon state  $|\Psi\rangle_{AP} = \frac{1}{\sqrt{2}}(|\downarrow\rangle_z |L\rangle + |\uparrow\rangle_z |R\rangle)$  where  $|\uparrow\rangle_z$  and  $|\downarrow\rangle_z$  are the atomic spin states and  $|L\rangle$ ,  $|R\rangle$  denote the left- and right-circular polarization states of the photon (corresponding to  $|\downarrow\rangle_z$ ,  $|\uparrow\rangle_z$  states of the photonic spin, respectively). The emitted photon is coupled into a single-mode fiber and guided to another laboratory which is located at a distance of 400 m, Fig. 13(b). There the photon passes a polarization-independent 50 : 50 beam-splitter (BS) where the (passive) choice is made which basis will be used for the photon measurement according to probabilistic rules of quantum mechanics. In one output of the BS the measurement is performed in the  $H/V$  basis by means of a polarizing beam-splitter (PBS) and two avalanche photo-diodes (APDs). In the other output of the BS the measurement is performed in the  $\pm 45^\circ$  basis with the help of an additional half-wave retarder plate (HWP) oriented at  $22.5^\circ$ .

After the state of the photon was measured the read-out of the atomic state is performed. Here, for each measurement round, two random numbers are retrieved from the server. The first one ( $hrn_1$ ) decides whether in the current round the measurement direction shall be selected by a local quantum random number generator (QRNG)<sup>7</sup> or a human contributor. For these means the QRNG output ( $qrn$ ) and the second random number ( $hrn_2$ ) from the server are fed into a multiplexer (MUX). Its output activates one of the two acousto-optical modulators (AOMs) thereby determining the polarization of an optical read-out pulse applied to the atom. This polarization defines the basis for the analysis of the atomic spin (some details on the read-out process can be found in<sup>7</sup>). The outcomes of the atom and photon measurements are combined into the CHSH Bell parameter  $S = |\langle\sigma_\alpha\sigma_\beta\rangle - \langle\sigma_\alpha\sigma_{\beta'}\rangle| + |\langle\sigma_{\alpha'}\sigma_\beta\rangle + \langle\sigma_{\alpha'}\sigma_{\beta'}\rangle|$  in terms of correlators  $\langle\sigma_a\sigma_b\rangle = \frac{1}{N_{a,b}}(N_{a,b}^{\uparrow\uparrow} + N_{a,b}^{\downarrow\downarrow} - N_{a,b}^{\uparrow\downarrow} - N_{a,b}^{\downarrow\uparrow})$ ,  $N_{a,b}^{A,B}$  being the number of events with the respective outcomes  $A, B$  for measurement directions  $a \in \{\alpha, \alpha'\}$ ,  $b \in \{\beta, \beta'\}$ .

During the experimental run of about 13 hours 39614 events were collected, 19716 where atomic measurement direction was chosen by a human random number and 19898 events where this choice was done according to the local QRNG. The results are  $S = 2.427 \pm 0.0223$  for the first set and  $S = 2.413 \pm 0.0223$  for the second, respectively. Both sets show a strong violation of Bell's inequality by more than 18 standard deviations. No statistically significant difference in the results for the two sets can be observed.

<sup>54</sup> V. Bouchiat, D. Vion, P. Joyez, D. Esteve, M. H. Devoret, Quantum coherence with a single Cooper pair, *Phys. Scr.* **T76**, 165 (1998).

<sup>55</sup> J. Koch, *et al.*, Charge-insensitive qubit design derived from the Cooper pair box, *Phys. Rev. A* **76**, 042319 (2007).

<sup>56</sup> A. A. Houck, *et al.*, Controlling the spontaneous emission of a superconducting transmon qubit, *Phys. Rev. Lett.* **101**, 080502 (2008).

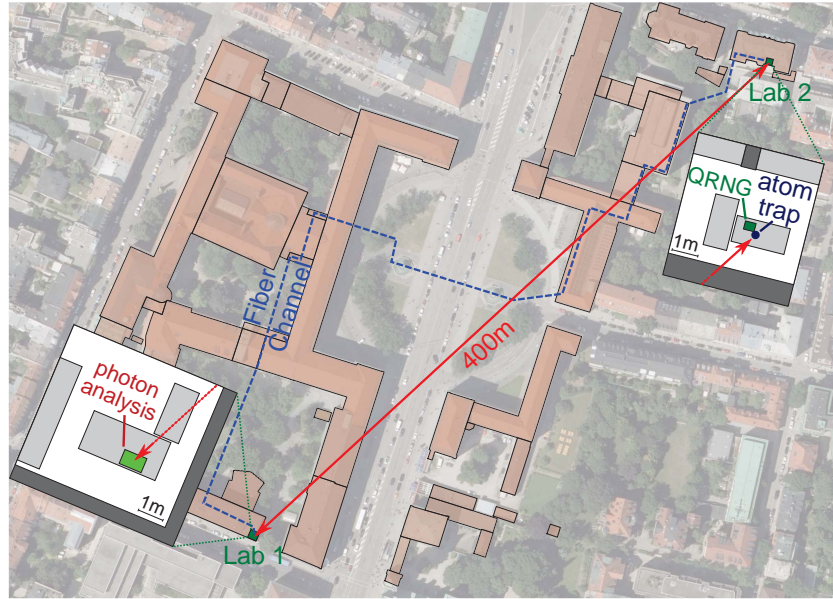


FIG. 14. Top view of the main campus of LMU. The photon analysis arrangement is located in the of the faculty of physics (Lab 1) while the atomic trap in the basement of the department of economics (Lab 2). Map data was provided by<sup>7</sup> .

- <sup>57</sup> F. Motzoi, J. M. Gambetta, P. Rebentrost, F. K. Wilhelm, Simple pulses for elimination of leakage in weakly nonlinear qubits, *Phys. Rev. Lett.* **103**, 110501 (2009).
- <sup>58</sup> J. M. Gambetta, F. Motzoi, S. T. Merkel, F. K. Wilhelm, Analytic control methods for high-fidelity unitary operations in a weakly nonlinear oscillator, *Phys. Rev. A* **83**, 012308 (2011).
- <sup>59</sup> F. W. Strauch, *et al.*, Quantum logic gates for coupled superconducting phase qubits, *Phys. Rev. Lett.* **91**, 167005 (2003).
- <sup>60</sup> M. A. Castellanos-Beltran, K. D. Irwin, G. C. Hilton, L. R. Vale, K. W. Lehnert, Amplification and squeezing of quantum noise with a tunable Josephson metamaterial, *Nat. Phys.* **4**, 929 (2008).
- <sup>61</sup> J. F. Clauser, M. A. Horne, A. Shimony, R. A. Holt, Proposed experiment to test local hidden-variable theories, *Phys. Rev. Lett.* **23**, 880 (1969).
- <sup>62</sup> J.-A. Larsson, Loopholes in bell inequality tests of local realism, *J. Phys. A: Math. Theor.* **47**, 424003 (2014).
- <sup>63</sup> V. Bentkus, On hoeffdings inequalities, *Ann. Probab.* **32**, 1650 (2004).
- <sup>64</sup> D. Elkouss, S. Wehner, (Nearly) optimal P values for all Bell inequalities, *npj Quantum Information* **2**, 16026 (2016).



## ⑦ Violation of a Bell inequality using superconducting qubits

Authors: Johannes Heinsoo, Philipp Kurpiers, Yves Salathé, Christian Kraglund Andersen, Adrian Beckert, Sebastian Krinner, Paul Magnard, Markus Oppliger, Theodore Walter, Simone Gasparinetti, Christopher Eichler, Andreas Wallraff

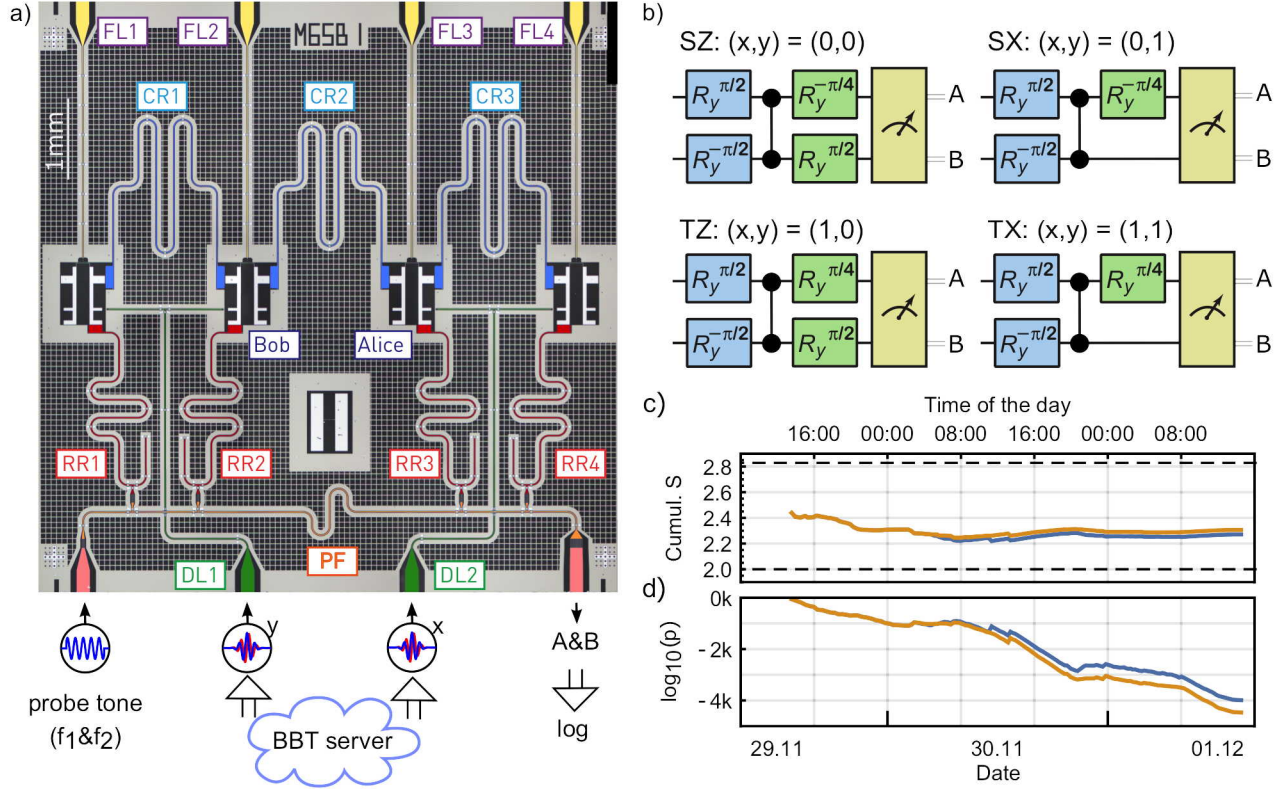


FIG. 15. (a) False coloured photograph of the superconducting chip used for the Bell test experiment. Each of the four qubits, of which the two central ones were used, has its own flux line (FL) and readout resonator (RR). Neighbouring qubits are coupled through the coupling resonators (CR) with flux controllable effective interaction strength. To perform single qubit gates microwave pulses are applied via drive lines (DL). Probe tones at frequencies  $f_1$  and  $f_2$  are applied to the Purcell filter (PF) to measure the qubit states. (b) Depending on the bit string  $(x,y)$  received from the BBT server we execute one of the four quantum gate sequences labeled SZ, SX, TZ and TX. Single qubit gates  $R_y^\phi$  rotate the state vector around the  $y$ -axes of the Bloch sphere by an angle  $\phi$ . The state preparation single qubit gates (blue) and the c-PHASE gate (connected black dots) remain unchanged, while the single qubit gates (green) applied prior to the correlation sensitive readout (yellow) depend on the input bits from the server. (c) The cumulative  $S$  value and (d)  $p$  value as a function of time covering the entire period of the BBT, including all data (blue) and considering only data with successful calibration results (orange). The classical and the non-signalling thresholds are indicated as dashed horizontal lines.

The Bell test in this work is performed using two superconducting qubits<sup>65–67</sup>, referred to as Alice and Bob, which are located about 1 mm apart from each other as shown in Figure 15a. The qubit transition frequencies are set to  $\omega_A/2\pi = 5.963$  GHz and  $\omega_B/2\pi = 5.464$  GHz, respectively. Single qubit gates are performed by applying 580 MHz wide DRAG pulses resonant with the respective qubit transition frequencies<sup>68,69</sup>. The c-PHASE two qubit gate is realized by non-adiabatically tuning the state  $|11\rangle$  into resonance with the  $|02\rangle$  state for half the oscillation period<sup>70</sup>.

For each pair of bits received from the Big Bell test (BBT) server we perform one trial of the experiment by executing one of the four quantum circuits shown in Figure 15b, each of which corresponds to a specific pulse sequence played from an arbitrary waveform generator (AWG). Each of the four sequences comprises the deterministic generation of an entangled state  $\frac{1}{\sqrt{2}}(|0+\rangle - |1-\rangle)$  followed by a set of single qubit gates, which rotates the different measurement axes into the computational basis prior to readout. The readout of the qubit state is achieved by measuring the qubit state dependent transmission through the Purcell filter (see Figure 15a) recorded and processed with an analog to digital converter (ADC) and field programmable gate array (FPGA). A single shot fidelity of 96.6% and 93.2% for Alice and Bob respectively is achieved by employing a near-quantum limited travelling wave amplifier<sup>71</sup>. Between two sequential runs of the experiment, a wait time of  $50\text{ }\mu\text{s} \approx 5T_1$  allows the qubits to decay back to their ground state. The successful initialization of the qubits using this passive method is verified by reading out the qubit state prior to each experimental run. The datasets with failed state preparation were discarded. About every 20 min both the qubit transition frequencies and two qubit gate parameters were recalibrated. Moreover, Bell state tomography was used to benchmark each round of calibration.

During the 48 hours of continuously running experiments, 16.34 million human generated random numbers were used to

perform 8.17 million individual Bell measurements of which 7.69 had successful state initialization and calibration. By counting the different measured two qubit states for different basis choices we directly evaluate the CHSH inequality<sup>72</sup>. The resulting S-value is shown in Figure 15c and converges to a final value of 2.271(1) in case all data is included and to 2.307(1) if datasets with failed calibration are ignored. The observed S value is mostly limited by qubit readout fidelity and qubit decay during the 300 ns long pulse sequence.

The confidence of which the experiment violates the CHSH inequality is quantified by estimating the  $p$ -values for the data under the hypothesis of a local hidden variable (LHV) model<sup>62</sup>. The estimation based on the Bentkus' inequality<sup>63</sup> is shown to be tight and accounts for all possible memory effects and input bias<sup>64</sup>. Note that the latter is crucial for reasonable  $p$ -value estimation as BBT participants tended to input (1, 0) and (0, 1) pairs twice more often than (1, 1). We observed an exponentially decreasing  $p$ -value with increasing number of trials as shown in Figure 15d. The exponentially decreasing  $p$ -value is expected as long as the performance of the experiment is not degraded over time, which is ensured by our automated recalibrations. The final  $p$ -value of about  $\sim 10^{-4000}$  indicates that with high confidence locality is violated either by the incompleteness of a classical description of reality under the additional assumption of free will of the participants or by a locality loophole in our specific experimental setup.

- 
- <sup>65</sup> V. Bouchiat, D. Vion, P. Joyez, D. Esteve, M. H. Devoret, Quantum coherence with a single Cooper pair, *Phys. Scr.* **T76**, 165 (1998).  
<sup>66</sup> J. Koch, *et al.*, Charge-insensitive qubit design derived from the Cooper pair box, *Phys. Rev. A* **76**, 042319 (2007).  
<sup>67</sup> A. A. Houck, *et al.*, Controlling the spontaneous emission of a superconducting transmon qubit, *Phys. Rev. Lett.* **101**, 080502 (2008).  
<sup>68</sup> F. Motzoi, J. M. Gambetta, P. Rebentrost, F. K. Wilhelm, Simple pulses for elimination of leakage in weakly nonlinear qubits, *Phys. Rev. Lett.* **103**, 110501 (2009).  
<sup>69</sup> J. M. Gambetta, F. Motzoi, S. T. Merkel, F. K. Wilhelm, Analytic control methods for high-fidelity unitary operations in a weakly nonlinear oscillator, *Phys. Rev. A* **83**, 012308 (2011).  
<sup>70</sup> F. W. Strauch, *et al.*, Quantum logic gates for coupled superconducting phase qubits, *Phys. Rev. Lett.* **91**, 167005 (2003).  
<sup>71</sup> C. Macklin, *et al.*, A near-quantum-limited josephson traveling-wave parametric amplifier, *Science* **350**, 307 (2015).  
<sup>72</sup> J. F. Clauser, M. A. Horne, A. Shimony, R. A. Holt, Proposed experiment to test local hidden-variable theories, *Phys. Rev. Lett.* **23**, 880 (1969).

# ⑧ Telecom-compliant source of polarisation entangled photons for the violation of Bell inequalities driven by human-generated random numbers

Authors: Florian Kaiser, Tommaso Lunghi, Grégory Sauder, Panagiotis Vergyris, Olivier Alibart, and Sébastien Tanzilli

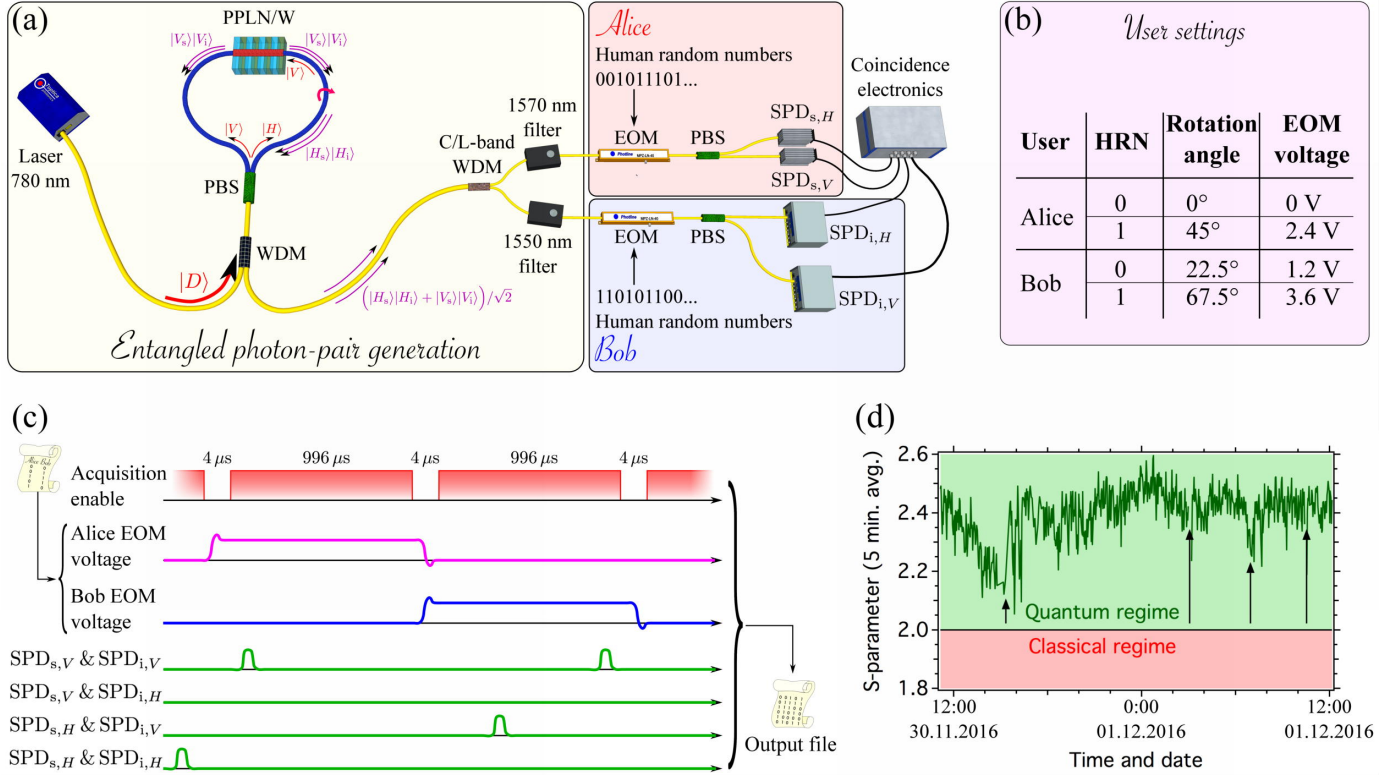


FIG. 16. (a) Experimental setup. A 780 nm continuous-wave laser pumps a PPLN/W placed in a Sagnac interferometer. This way, polarisation entangled photon pairs are generated in the state  $|\psi\rangle = (|H_s\rangle|H_i\rangle + |V_s\rangle|V_i\rangle)/\sqrt{2}$ . After being deterministically separated using a C/L-band WDM, the photons are directed to Alice and Bob. Both rotate, accordingly to the HRN, the polarisation state of their respective photon with an EOM. Finally, the polarisation state is analysed using a PBS, followed by two SPDs. (b) User settings that are applied at Alice's and Bob's stations accordingly to the HRN inputs, provided by the Bellsters. (c) Schematic sketch of the data acquisition strategy. (d) Development of the 5-minute averaged  $S$ -parameter as a function of time. The four vertical arrows indicate the times at which unexpected incidents occurred to the experiment.

We violate the Bell inequalities by more than 143 standard deviations using polarisation entangled photon pairs<sup>73–76</sup>. The related experimental setup is shown in FIG. 16(a). We developed a photon pair source which is entirely based on guided-wave photonics in order to guarantee the highest possible stability<sup>77</sup>.

Diagonally polarised light,  $|D\rangle$ , from a fibre-coupled continuous-wave 780 nm pump laser passes through a wavelength division multiplexer (WDM), which is the fibre optics equivalent of a bulk dichroic mirror. The subsequent fibre polarising beam-splitter (PBS) defines the input and output of a fibre Sagnac loop<sup>77,78</sup>. Inside the loop, vertically (horizontally) polarised pump light propagates clockwise (anti-clockwise) in polarisation maintaining fibres (indicated by blue lines). By rotating the right-hand side fibre by 90°, the horizontally polarised pump light is effectively turned to be vertical. The pump light is injected in a periodically poled lithium niobate waveguide (PPLN/W) in which vertically polarised pump photons are converted to vertically polarised signal and idler photon pair contributions through type-0 spontaneous parametric downconversion, i.e.  $|V\rangle \rightarrow |V_s\rangle|V_i\rangle$ . Here, the subscripts  $s$  and  $i$  denote signal and idler photons at wavelengths of  $\lambda_s = 1570$  nm and  $\lambda_i = 1550$  nm, respectively. The photon pair contribution obtained in the clockwise sense is rotated in the polarisation maintaining fibre, and therefore becomes  $|H_s\rangle|H_i\rangle$ . Both contributions, i.e.  $|V_s\rangle|V_i\rangle$  and  $|H_s\rangle|H_i\rangle$ , are then coherently combined at the PBS and separated from the pump light using the WDM. It is important to note that we choose the pump laser power to be low enough such that the source generates only one photon pair contribution at a time, i.e. the probability for generating both contributions  $|V_s\rangle|V_i\rangle$  and  $|H_s\rangle|H_i\rangle$  simultaneously is negligible. Therefore, the following maximally polarisation entangled photon pair state is generated:  $|\psi\rangle = (|H_s\rangle|H_i\rangle + |V_s\rangle|V_i\rangle)/\sqrt{2}$ . Signal and idler photons are deterministically separated using a standard telecom C/L-band WDM, filtered down to  $\sim 1$  nm bandwidth and further directed to Alice's and Bob's stations, which are separated by 35 m of optical fibre, corresponding to a physical separation of 5 m. For entanglement analysis, both users are equipped with fibre electro-optic phase modulators (EOM), allowing them to rotate the polarisation state of their respective photon on demand. FIG. 16(b) shows the operations that Alice and Bob apply depending on the human random numbers (HRN) that are generated by the Bellsters and provided by the central server at the ICFO<sup>79</sup>. The settings we use correspond to the standard ones for

violating the Bell inequality using polarisation entangled photons<sup>73–76</sup>. Finally, each user analyses the polarisation state of their photon using a PBS, followed by two Indium Gallium Arsenide avalanche single photon detectors (SPD). A coincidence electronic circuit is used to account only for events in which both Alice and Bob receive a photon from the same pair.

A schematic of our data acquisition scheme is shown in FIG. 16(c). Every two seconds, a table of  $2 \times 1000$  random bits (Alice and Bob) is downloaded from the ICFO server, and the following sequence is repeated 1000 times:

1. A  $4 \mu\text{s}$  time window is reserved in order to adjust Alice's and Bob's EOM settings accordingly to the HRNs. During this time, no coincidences are recorded. The following information is written into the raw data output file: a time stamp at the end of the  $4 \mu\text{s}$  window, and Alice's and Bob's EOM settings.
2. Two-photon coincidences are recorded for  $996 \mu\text{s}$ . Time stamps and information about the corresponding pairs of detectors are stored in the raw data output file.
3. Thereafter, the experiment is halted for one second to give the computer time to analyse the data and store them on the hard-disk drive.

We note that during the second step in the above-mentioned procedure it might occur that no or multiple coincidence events are recorded. This is why we construct a new data file from the raw data file. Here, no-coincidence events are deleted, and for very rarely occurring multi-coincidence cases only the event belonging to the first time stamp is kept. Single coincidence events are not modified and stored as is.

From the new data file, the  $S$ -parameter is constructed in real-time following the standard approach<sup>73–76</sup>. In FIG. 16(d), we show the 25-hour time line of the measured  $S$ -parameter with a 5-minute running average. Within the first four hours, we observe a drop due to a strong temperature change in our laboratory which caused a slight misalignment of the PPLN/W. At  $\sim 3:20$  pm, the photon pair coupling from the PPLN/W to PMFs was re-optimised, and the resulting  $S$ -parameter increased. At  $\sim 3:00$  am the experiment was halted for about 10 minutes due to an electric power failure. A second realignment procedure was required at  $\sim 7:00$  am due to a fast temperature change in the laboratory induced by the building air conditioning. Finally, the experiment was halted a second time at  $\sim 10:30$  am due to a SPD overheating problem.

Note that none of the above-mentioned issues is actually related to the optical design of our fully guided-wave photon pair source, but exclusively due to infrastructural influences that could not be controlled. Nevertheless, the  $S$ -parameter is maintained always above 2 which exceeds the classical-quantum boundary, therefore proving the quantumness of our results.

The  $S$ -parameter, averaged over the full experiment, which started on 30.11.2016 at 11:09 am and ended on 01.12.2016 at 12:10 pm is calculated to be  $S_{\text{full}} = 2.431$  with a standard error of  $\sigma_{\text{full}} = \pm 0.003$ , corresponding to a violation of the Bell inequalities by more than 143 standard deviations. Throughout the course of the experiment, the Bellsters provided us with  $2 \times 19.5 \cdot 10^6$  HRNs, with which we performed  $2.9 \cdot 10^6$  successful measurements (coincidences).

---

<sup>73</sup> J. S. Bell, On the Einstein Podolsky Rosen paradox, *Physics* **1**, 195 (1964).

<sup>74</sup> J. F. Clauser, M. A. Horne, A. Shimony, R. A. Holt, Proposed experiment to test local hidden-variable theories, *Phys. Rev. Lett.* **23**, 880 (1969).

<sup>75</sup> G. Greenstein, A. Zajonc, *The Quantum Challenge: Modern Research on the Foundations of Quantum Mechanics*, Jones and Bartlett series in physics and astronomy (Jones and Bartlett Publishers, 2006).

<sup>76</sup> M. A. Nielsen, I. L. Chuang, *Quantum Computation and Quantum Information: 10th Anniversary Edition* (Cambridge University Press, New York, NY, USA, 2011), 10th edn.

<sup>77</sup> P. Vergyris, *et al.*, Fully guided-wave photon pair source for quantum applications, *e-print arXiv 1704.00639* (2017). To appear in *Quantum Sci. Technol.*

<sup>78</sup> H. C. Lim, A. Yoshizawa, H. Tsuchida, K. Kikuchi, Wavelength-multiplexed entanglement distribution, *Optical Fiber Technology* **16**, 225 (2010).

<sup>79</sup> ICFO-Website (2016). [www.thebigbelltest.org](http://www.thebigbelltest.org).

⑨ Bell test using entanglement between a photon and a collective atomic excitation, driven by human randomness

Authors: Pau Farrera, Georg Heinze, Hugues de Riedmatten

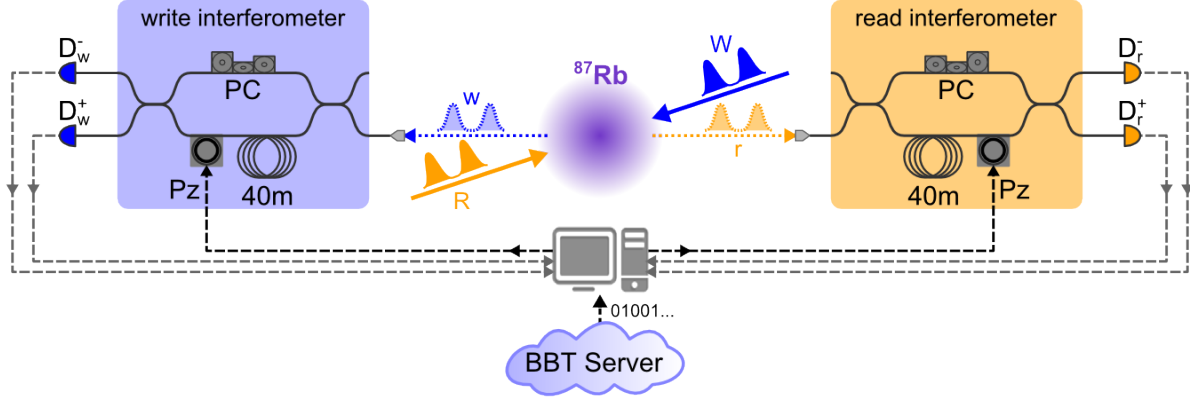


FIG. 17. Schematic drawing of the experiment. Entangled atom-photon time-bin qubits are generated in a cold  $^{87}\text{Rb}$  ensemble ( $T \approx 100\mu\text{K}$ ) and analyzed via two imbalanced Mach-Zehnder interferometers. Abbreviations: W write pulse; w write photon; R read pulse; r read photon; PC polarization controller; Pz piezo-electric fiber stretcher;  $D_{w(r)}^{+(-)}$  single photon detector.

Our experiment within the Big Bell Test involves the generation and analysis of entanglement between a photon and a collective atomic excitation in a cloud of laser-cooled  $^{87}\text{Rb}$  atoms<sup>80</sup>. Here, we generate photon-atom entangled qubits, which are encoded in the time-bin degree of freedom, as proposed in<sup>81</sup>.

As shown in Fig. 17, we follow the DLCZ (Duan-Lukin-Cirac-Zoller) protocol<sup>82</sup> sending a double-peaked write laser pulse (W) to probabilistically generate a write photon (w) which is paired with an excitation in the atomic cloud. The write pulse interacts with many atoms, leading to an excitation that is delocalized over all the atoms, i.e., a collective atomic spin excitation ("spin-wave"). Since this process can happen in any of the two time-bins, the photon and the atomic excitation are entangled in the time-bin degree of freedom. The entangled state can thus be written as  $|\Psi_{w,a}\rangle = \frac{1}{\sqrt{2}} (|E_w E_a\rangle + e^{i\varphi} |L_w L_a\rangle)$ , where  $E_{w(a)}$  denotes a write photon (atomic excitation) generated in the early time-bin,  $L_{w(a)}$  denotes a write photon (atomic excitation) generated in the late time-bin, and the phase  $\varphi$  can be controlled by changing the phase between the early and late time-bins of the write and read pulses. In order to temporally distinguish the atomic excitations created in the two different time-bins, we apply an homogeneous magnetic field to induce collective de- and re-phasings of the stored spin-waves<sup>83</sup>. Subsequently, the atomic qubit can be converted into a photonic time-bin qubit (r) using a resonant double-peaked read laser pulse (R). This converts the photon-atom entangled state into a photon-photon entangled state, which is more suited for the entanglement analysis. The analysis is done with two imbalanced Mach-Zehnder interferometers and single photon detectors, which allow us to perform qubit projective measurements in any basis that lies on the equator of the Bloch sphere<sup>84</sup>. The bases in which the write and read qubits are projected depend on the phase delays  $\phi_w$  and  $\phi_r$  between the two arms of each interferometer. The quantum correlations of the two photons is then assessed by the CHSH Bell parameter<sup>85</sup>

$$S = |E(\phi_w, \phi_r) + E(\phi_w, \phi'_r) + E(\phi'_w, \phi_r) - E(\phi'_w, \phi'_r)| \quad (6)$$

where  $E(\phi_w, \phi_r) = [p_{++}(\phi_w, \phi_r) - p_{+-}(\phi_w, \phi_r) - p_{-+}(\phi_w, \phi_r) + p_{--}(\phi_w, \phi_r)] / p(\phi_w, \phi_r)$  are the correlation coefficients,  $p_{ij}(\phi_w, \phi_r)$  are the probabilities to detect coincidences between the write and read photons at detectors  $D_w^i$  and  $D_r^j$ , and  $p(\phi_w, \phi_r) = \sum_{i,j=+,-} p_{ij}(\phi_w, \phi_r)$ .

In order to change the phase of the interferometers to the desired values of  $\phi_w$ ,  $\phi'_w$ ,  $\phi_r$ , and  $\phi'_r$ , a short part of the fiber of the 40 m long interferometer arms is rolled around a piezo-electric ceramic cylinder. Applying a voltage  $U_w$  or  $U_r$  to the corresponding piezo cylinder stretches the fiber and therefore changes the phase delay between the two arms of the write or the read interferometer. The random numbers generated by the participants of the Big Bell Test were used to decide which voltage is applied to each interferometer, hence controlling the measurement bases. Trapped atom clouds were created at a rate of 59 Hz. For each cloud, we performed 608 entanglement trials. The bases were changed in between each cloud and not between each single trial because of the limited bandwidth of the piezo fiber stretcher. However, the typical write-read photon coincidence detection probability per trial  $p(\phi_w, \phi_r)$  was between  $10^{-6}$  and  $10^{-5}$ . We can therefore say that for each detected coincidence event, the bases were chosen randomly.

During the time window of the Big Bell Test we used the live human random numbers to randomly choose between predefined phases in the two analysing interferometers to take the data shown in Fig. 18(a). Here,  $p_{++}$  is plotted as a function of  $U_r \propto \phi_r$  for two different values of  $U_w \propto \phi_w$ . The two fringes are shifted by  $114(9)$  degrees exhibiting visibilities of  $V_1 = 0.72(0.08)$  (blue dots) and  $V_2 = 0.63(0.10)$  (green circles). These visibilities are sufficient to prove entanglement between both time-bin qubits, as follows from the Peres separability criterion ( $V > 1/3$ ) under the assumption of equally distributed noise for all

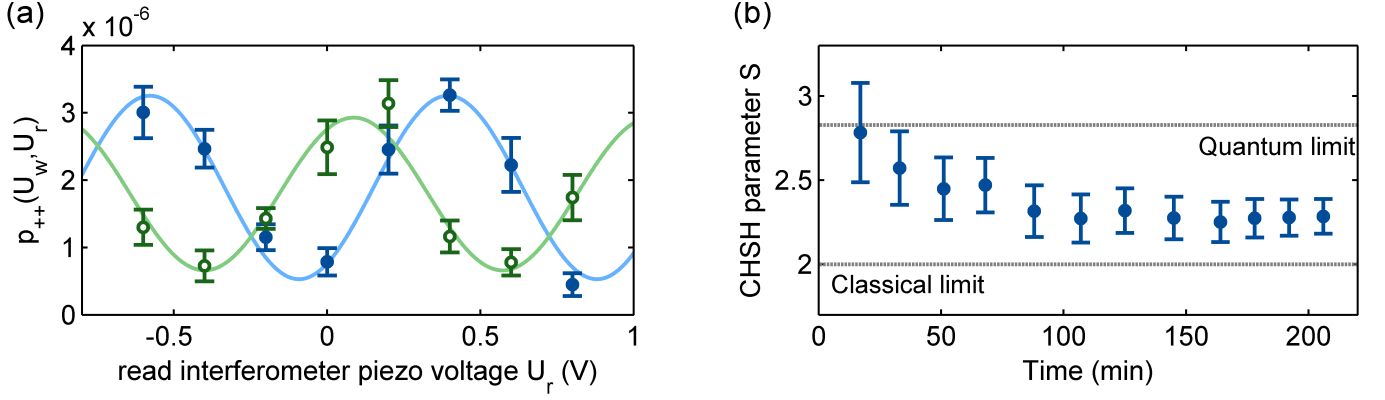


FIG. 18. (a) Photon coincidence detection probability between detectors  $D_w^+$  and  $D_r^+$  as a function of the voltage applied to the piezo of the read photon interferometer. The two different curves correspond to two different voltages applied to the piezo of the write photon interferometer:  $U_w = 0$  V (blue dots) and  $U_w = 0.296$  V (green circles). (b) Accumulated CHSH Bell parameter  $S$  as a function of data acquisition time for the measurement with stored human random numbers.

possible outcomes<sup>86</sup>. However, the values didn't surpass the threshold of  $V > 1/\sqrt{2} \approx 0.707$  to guarantee Bell-type non-local correlations. We obtained similar visibilities without the use of human random numbers, which confirmed that the measurements were affected by experimental instabilities during the required relatively long integration times of several hours.

After improving the long-term stability of the experiment, we redid a Bell test at a later stage with human random numbers received and stored during the day of the Big Bell Test. Here, the human random numbers were used to switch randomly between the four settings required for the measurement of the CHSH inequality. The experimental results of that Bell Test are shown in Fig. 18(b). The data acquisition lasted 3 hours and 26 minutes, during which we performed 364800000 experimental trials. In this time we recorded 1100 photon coincidence events which led to a final CHSH Bell parameter of  $S = 2.29 \pm 0.10$ . This measurement shows a violation of the Bell inequality  $|S| \leq 2$  by approximately three standard deviations.

<sup>80</sup> D. N. Matsukevich, *et al.*, Entanglement of a photon and a collective atomic excitation, *Phys. Rev. Lett.* **95**, 040405 (2005).

<sup>81</sup> P. Farrera, G. Heinze, H. de Riedmatten, *in preparation* (2017).

<sup>82</sup> L. M. Duan, M. D. Lukin, J. I. Cirac, P. Zoller, Long-distance quantum communication with atomic ensembles and linear optics., *Nature* **414**, 413 (2001).

<sup>83</sup> B. Albrecht, P. Farrera, G. Heinze, M. Cristiani, H. de Riedmatten, Controlled rephasing of single collective spin excitations in a cold atomic quantum memory, *Phys. Rev. Lett.* **115**, 160501 (2015).

<sup>84</sup> I. Marcikic, *et al.*, Distribution of time-bin entangled qubits over 50 km of optical fiber, *Phys. Rev. Lett.* **93**, 180502 (2004).

<sup>85</sup> J. F. Clauser, M. A. Horne, A. Shimony, R. A. Holt, Proposed experiment to test local hidden-variable theories, *Physical Review Letters* **23**, 880 (1969).

<sup>86</sup> A. Peres, Separability criterion for density matrices, *Phys. Rev. Lett.* **77**, 1413 (1996).



# ⑩ Violation of a Bell inequality using high-dimensional frequency-bin entangled photons

Authors: Andreas Lenhard, Alessandro Seri, Daniel Rieländer, Osvaldo Jimenez, Alejandro Máttar, Daniel Cavalcanti, Margherita Mazzera, Antonio Acín, and Hugues de Riedmatten

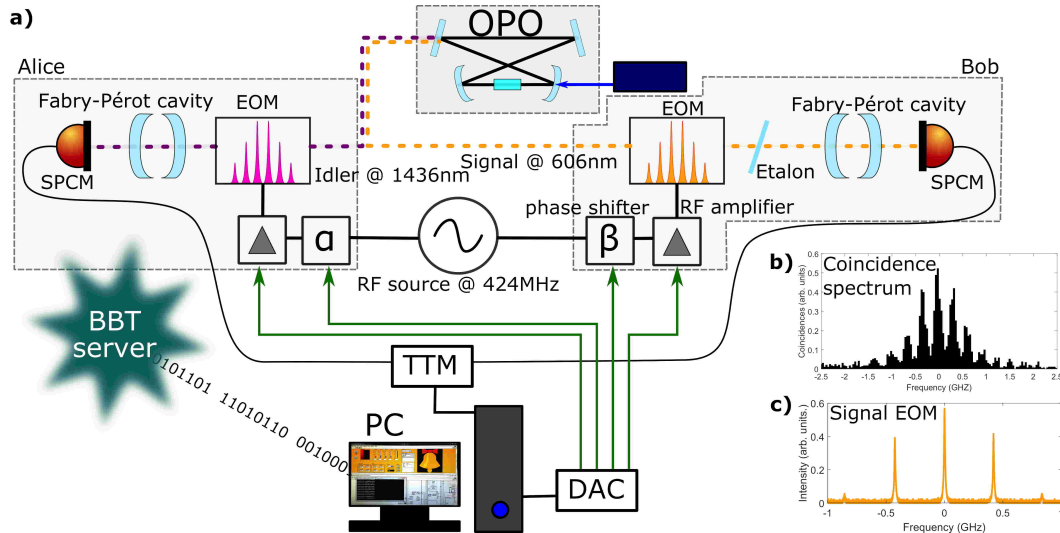


FIG. 19. a) Experimental setup. Photon pairs are generated via cavity enhanced SPDC in multiple frequency modes. The pairs are split and the Idler photons sent to Alice and Signal photons to Bob. At both ends there are EOMs, controlled by a RF phase shifter and an amplifier while the RF source is shared. Before detecting coincidences, single frequency bins are selected by cavity filters. The basis settings are chosen by HRN and a computer generates analog voltages (DAC) controlling the RF phases and powers accordingly. b) Spectrum of the photons, illustrating frequency-bins. c) Modulation spectrum of Signal EOM.

We report a Bell inequality violation with high-dimensional frequency-bin entangled photons. Due to energy conservation, photon pairs generated by spontaneous parametric down-conversion (SPDC) are naturally correlated in frequency, such that the sum of the signal and idler frequencies is always equal to the frequency of the pump beam. One can then define frequency-bins in the spectrum and find correlations between different spectral bins of the two photons, leading to so-called frequency bin entanglement<sup>87</sup>. In our experiment, we generate narrowband photon pairs in discrete frequency modes by SPDC in an optical parametric oscillator (OPO) operated below threshold<sup>88</sup>. One photon is at visible wavelength (606 nm) while the other is at the telecommunication wavelength (1436 nm). The photon spectrum consists of around 8 equally spaced modes, separated by the free spectral range of the cavity (FSR=424 MHz, see Fig. 19b). The two photons are separated deterministically and sent to Alice and Bob for analysis. The measurement process uses electro-optic phase modulators (EOMs) driven at a radio frequency (RF) corresponding to the FSR of the OPO (see Fig. 19c) to mix neighboring modes and introduce a phase shift. Each measurement setting for Alice and Bob corresponds to a given modulation depth ( $a$  and  $b$ , set by the RF power) and to a given phase ( $\alpha$  and  $\beta$ , set by the RF phase). We select single spectral modes of the signal and idler photons via filter cavities and detect the photons with single photon counting modules (SPCM). The full setup is illustrated in Fig. 19.

We observe two-photon interference fringes depending on the phase difference between signal and idler EOMs. We develop a theoretical model for our setup from which we estimate the optimal experimental configurations leading to a violation of the CH-inequality<sup>89</sup>  $S_{CH} \leq 2$ . During the BBT day we used the human random numbers (HRN) to choose in real time one out of four settings for  $(a_i, \alpha_i, b_j, \beta_j; i, j = 0, 1)$  while the second phase setting ( $\beta_k; k = 0..15$ ) was chosen out of 16 possible phases. This allowed us to record full interference fringes. We kept each setting for 10 s, recorded the coincidences in that time and then received fresh HRN for the next setting. Our experiment reaches  $S = 2.25(8)$ , corresponding to a violation of the Bell inequality by three standard deviations. After the BBT, new measurements with stored HRN have been made, considering only the four best settings leading to the maximal violation. In this way data can be collected much faster, resulting in a violation of 8.5 standard deviations<sup>90</sup>.

<sup>87</sup> L. Olislager, *et al.*, Implementing two-photon interference in the frequency domain with electro-optic phase modulators, *New Journal of Physics* **14**, 043015 (2012).

<sup>88</sup> D. Rieländer, A. Lenhard, M. Mazzera, H. de Riedmatten, Cavity enhanced telecom heralded single photons for spin-wave solid state quantum memories, *New Journal of Physics* **18**, 123013 (2016).

<sup>89</sup> J. F. Clauser, M. A. Horne, Experimental consequences of objective local theories, *Phys. Rev. D* **10**, 526 (1974).

<sup>90</sup> D. Rieländer, *et al.*, Frequency-bin entanglement of ultra-narrow band non-degenerate photon pairs, *manuscript in preparation* (2017).

## ⑪ Violation of the CHSH inequality using polarization-entangled photons

Authors: Laura T. Knoll, Ignacio H. López Grande, Agustina G. Magnoni, Christian T. Schmiegelow, Ariel Bendersky, and Miguel A. Larotonda

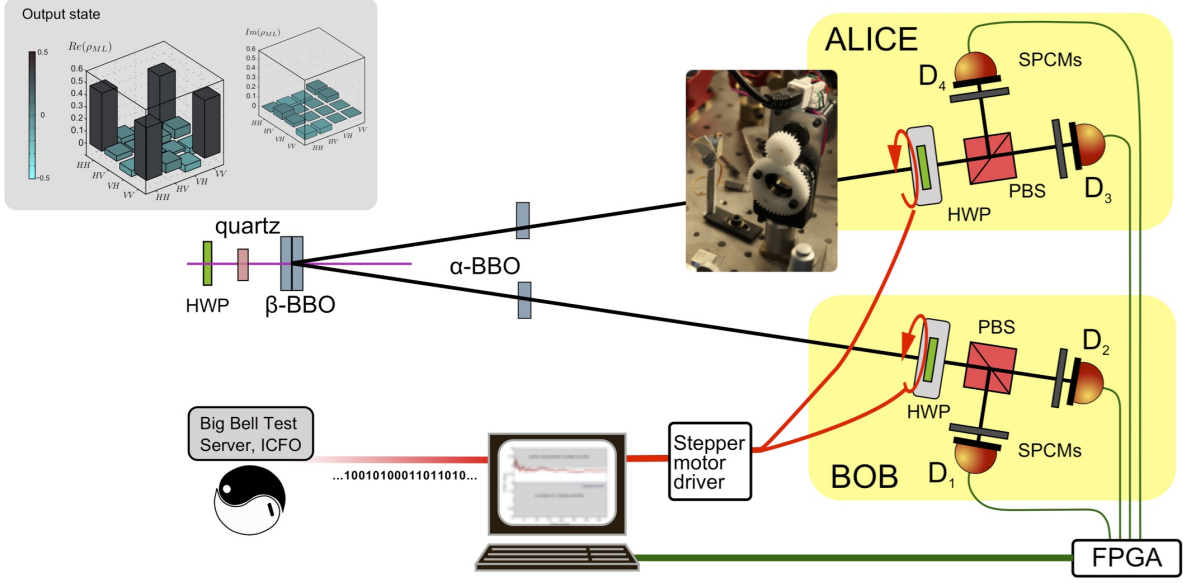


FIG. 20. Experimental setup. A 405 nm diode laser generates degenerate photon pairs by spontaneous parametric downconversion at 810 nm. A series of birefringent crystals placed at the pump beam and at the downconverted paths compensate temporal and spatial walk-off ensuring a high degree of indistinguishability; state tomography characterization of the produced state is shown in the inset. Random bit strings are retrieved from the BBT server and fed to the stepper motor drivers that control the projective measurements via rotations of the waveplates. The photo shows an actual motorized waveplate mount. Coincidences are registered with an FPGA-based detector and read by the control computer.

We show the results of a two-channel experiment to test a Clauser-Horne-Shimony-Holt (CHSH)-like inequality, using polarization entangled photons. Photon pairs are generated by spontaneous parametric downconversion in a BBO type-I nonlinear crystal arrangement, pumped by a 405 nm cw laser diode polarized 45 degrees with respect to both crystals. Both photons are generated at 810 nm<sup>91</sup>. A series of birefringence compensating crystals included in the photon pair source guarantee a high level of entanglement: a tomographic reconstruction of the output state of the source is shown at the top left inset on Fig. 20)<sup>92</sup>. Polarization projections are performed with motorized waveplates, which are fed with the random strings generated at the BBT cloud infrastructure. Two pairs of single-photon counting devices detect the incoming photons and send the detections to an FPGA based coincidence counter.

The experiment was fully controlled using a single PC. Each experimental run consisted in the following sequence: a pair of random bits were gathered from the BBT server data and fed into the waveplate stepper motor drivers. Once the polarization projections were set, an FPGA-based coincidence counter started a repetition of 20 measurements on the four coincidence detections  $D_1 \wedge D_3$ ,  $D_2 \wedge D_3$ ,  $D_1 \wedge D_4$  and  $D_2 \wedge D_4$ . The full setup is shown in Fig. 20. The brightness of our source and a detection window of 200  $\mu$ s for each measurement gave a single-channel coincidence probability below 0.1. In particular, the mean  $D_1 \wedge D_3$  coincidence number per measurement was  $\mu=0.091$  for one particular waveplate setting. This results on a total mean coincidence number per single experimental run (i.e. the expected value of detecting a coincidence on any channel) of  $\nu=0.227$ . Statistics of occurrence of either of the above situations follow a Poisson distribution. This condition minimizes the occurrence of multiple coincidences. Repetitions of the measurement increased its chance of success: we used the first single-channel coincidence from the list of 20 measurements as the result from each run, therefore increasing the "bit usage efficiency" of the experiment up to 97.5%. This rate also takes into account discarded runs with simultaneous coincidence detections. The total duration for each run was close to 2 s, which accounted for the mechanical rotation of the waveplates and the measuring time. Overall, almost 34 kbit were required from the BBT server at the Buenos Aires Node; some of them were used for initial and mid-term alignment of the optical setup.

The complete experiment carried out during the BBT day built statistics from 10033 polarization settings measured, and resulted in a measurement of the S-parameter value of  $S=2.55(7)$ , which implies a violation of the CHSH-Bell inequality that bounds local correlations by 7 standard deviations. Figure 21 shows the evolution of the S-value obtained throughout the day. The red-shaded area represents the statistical uncertainty derived from the measured CHSH test.

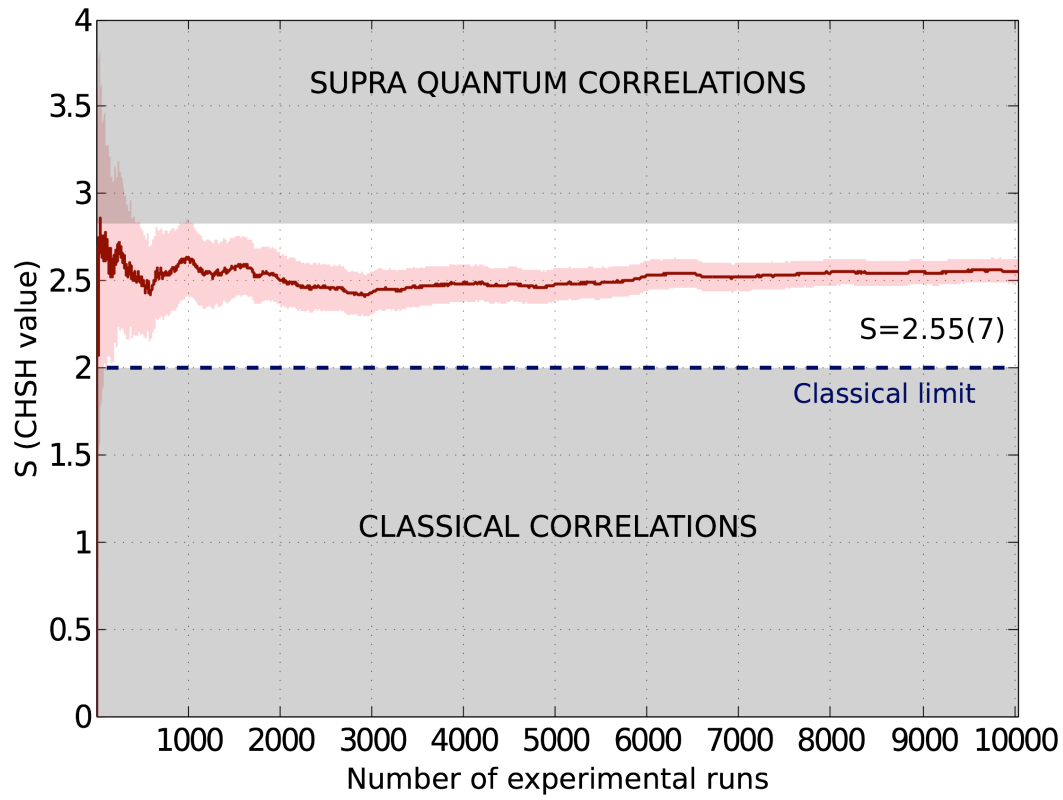


FIG. 21. Evolution of the CHSH test statistic “S” throughout the BBT day. Approximately 2000 experimental runs are sufficient to obtain a violation of the inequality with 95% confidence level

- 
- <sup>91</sup> L. T. Knoll, C. T. Schmiegelow, M. A. Larotonda, Remote state preparation of a photonic quantum state via quantum teleportation, *Applied Physics B* **115**, 541 (2014).
- <sup>92</sup> P. G. Kwiat, E. Waks, A. G. White, I. Appelbaum, P. H. Eberhard, Ultrabright source of polarization-entangled photons, *Physical Review A* **60**, R773 (1999).

## ⑫ Post-selection loophole-free energy-time Bell test fed with human-generated inputs

Authors: Jaime Cariñe, Felipe Toledo, Pablo González, Álvaro Alarcón, Daniel Martínez, Jorge Fuenzalida, Jean Cortés, Álvaro Cuevas, Gonzalo Carvacho, Aldo Delgado, Fabio Sciarrino, Paolo Mataloni, Jan-Åke Larsson, Adán Cabello, Esteban S. Gómez, Gustavo Lima and Guilherme B. Xavier

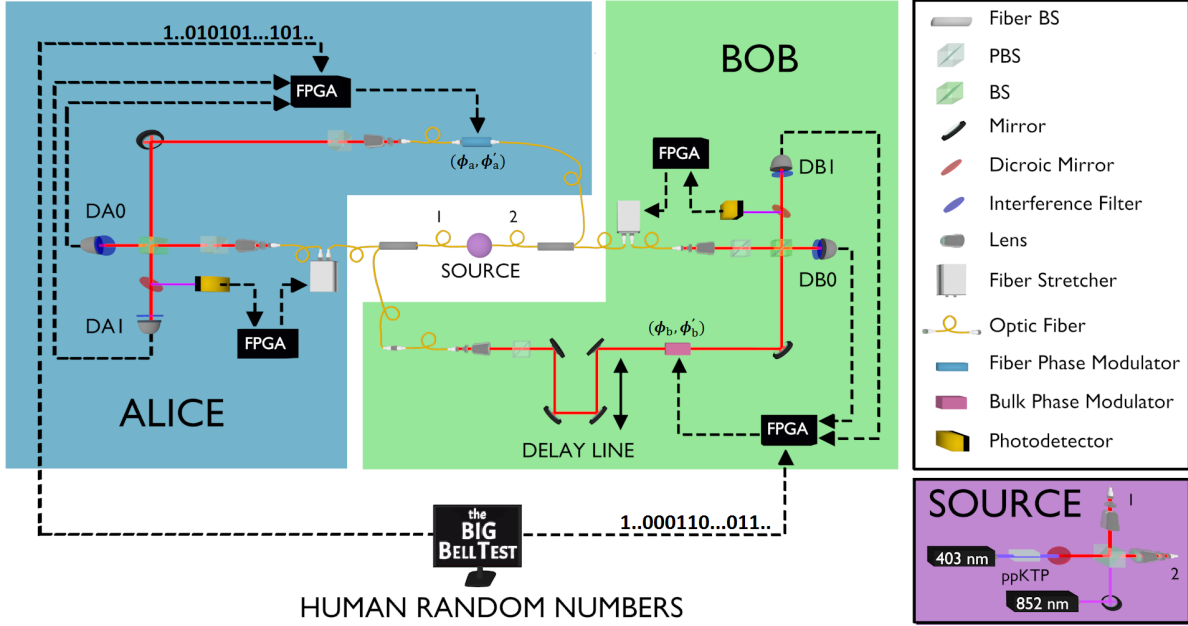


FIG. 22. Experimental setup. Dashed and red lines represent electrical connections and free-space beams, respectively. The propagation distance between the source to Alice is 15 m and from the source to Bob is 45 m, determined mainly by the length of the piezoelectric spooled fiber-optical stretchers (10 m long for Alice's interferometer and 40 m for Bob's). Please see text for further details.

Energy-time Bell tests based on the standard and widely employed Franson configuration<sup>93</sup> are affected by the post-selection loophole<sup>94</sup>. The only experimentally demonstrated solution to this problem is the so-called “hug” configuration<sup>95,96</sup>. Here we perform a fully automated Bell test for the first time with such a configuration. Human random numbers (HRN) provided from the Big Bell Test (BBT) server are used to choose the settings for each detected event. The experimental setup is shown in Fig. 22, where the source generates energy-time entangled photon pairs through the process of spontaneous parametric down-conversion. A periodically poled potassium titanyl phosphate (ppKTP) 20 mm long waveguide crystal emits degenerate type-II (orthogonally polarized) photon pairs at 806 nm, when pumped with a single-mode longitudinal continuous wave laser at 403 nm. The single-photons are deterministically split with a polarizing beam splitter (PBS), with each photon being coupled to a single-mode fiber and then guided to one of the two bidirectional 50:50 fiber couplers whose outputs are then cross-sent to Alice and Bob. The main characteristic of the “hug” configuration is the presence of two crossed (or “hugging”) Mach-Zehnder interferometers (MZI) serving as the communication channel between the source and the communicating parties. Alice and Bob place single-photon detectors at the outputs of each interferometer. The single-photon detectors are free-running silicon-based single-photon avalanche detectors,  $DA_1$  and  $DA_2$  for Alice and  $DB_1$  and  $DB_2$  for Bob. The interferometers are asymmetrical, as in the standard Franson scheme, with each consisting of a short (S) and a long (L) arm.

Each interferometer needs to be actively stabilized against environmental phase drifts. In order to do so, a reference laser beam (852 nm) is superposed to the path of the single-photons in the source, before coupling to the single-mode fibers. The intensity of this reference signal is detected by p-i-n photodiodes after both interferometers (split from the single-photons with dichroic mirrors) and are used to close individual electronic control loops based on field programmable gate array (FPGA) electronics. Each control loop employs a piezoelectric fiber-optical stretcher, capable of dynamically changing the length of the fiber<sup>97</sup>. With each interferometer independently stabilized, electro-optical phase modulators (PMs) are used to apply a relative phase difference in a short time window (5  $\mu$ s), compared to the control response time. With such a technique the control in itself is not disturbed, and thus independent settings may be applied while the two interferometers remain stable<sup>97</sup>.

A motorized delay line is used to adjust the long-short path difference in both interferometers to be within the coherence length of the photon pair. Once this is achieved the following state is generated without the need for temporal post-selection:  $|\Phi\rangle = 1/\sqrt{2}(|SS\rangle + e^{i(\phi_a + \phi_b)}|LL\rangle)$ , where  $\phi_a$  and  $\phi_b$  are phase shifts within the long arm of Alice and Bob's respective MZIs. We test the well-known Clauser-Horne-Shimony-Holt (CHSH) inequality  $S = E(\phi_a, \phi_b) + E(\phi'_a, \phi_b) + E(\phi_a, \phi'_b) - E(\phi'_a, \phi'_b)$ <sup>98</sup>, where  $E(\phi_a, \phi_b) = P_{11}(\phi_a, \phi_b) + P_{22}(\phi_a, \phi_b) - P_{12}(\phi_a, \phi_b) - P_{21}(\phi_a, \phi_b)$ , with  $P_{ij}(\phi_a, \phi_b)$  corresponding to the probability of a coincident detection at Alice and Bob's detectors  $i$  and  $j$  respectively, while the relative phases  $\phi_a$  and  $\phi_b$  are applied to Alice and Bob's interferometers. For the maximum violation of the Bell CHSH inequality the phase settings are  $\phi_a = \pi/4$ ,  $\phi_b = 0$ ,

$$\phi'_a = -\pi/4 \text{ and } \phi'_b = \pi/2.$$

For each measurement round two bits are used from the BBT server to choose one out of the four possible setting combinations (two settings for Alice and two for Bob). The detection electronics (also FPGA-based) register if a coincident detection occurred, and record the values for the employed phases. This is done at a rate of 52 kbit/s while consuming approximately 27 million bits from the BBT database. The average expected values for the entire run are shown in Fig. 23a), with the cumulative S parameter in Fig. 23b), whose final value is  $2.4331 \pm 0.0218$ , corresponding to a violation of 19.87 standard deviations for a total of 20676 detection events.

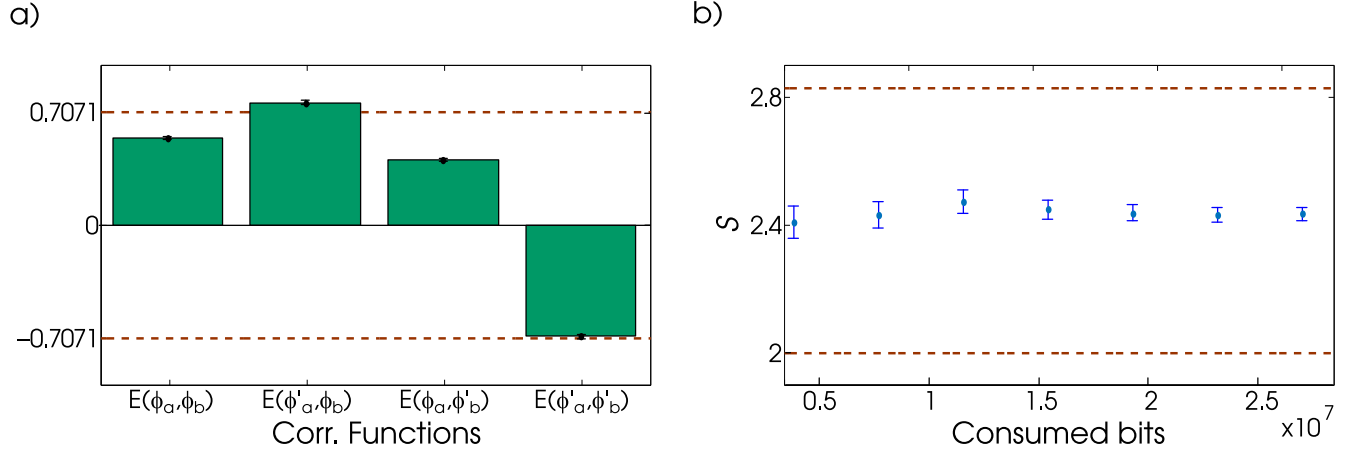


FIG. 23. Experimental results. a) Correlation functions  $E$  as a function of the different settings for the CHSH inequality. Dashed lines correspond to the value of  $E$  for a maximal violation of the CHSH inequality. b) Cumulative CHSH violation (S parameter) as a function of the amount of consumed bits. Dashed red lines represent the local bound (2) and the quantum bound ( $2\sqrt{2}$ ). Error bars in both subfigures represent the standard deviation.

<sup>93</sup> J. D. Franson, Bell inequality for position and time, *Phys. Rev. Lett.* **62**, 2205 (1989).

<sup>94</sup> S. Aerts, P. Kwiat, J.-A. Larsson, M. Żukowski, Two-photon franson-type experiments and local realism, *Phys. Rev. Lett.* **83**, 2872 (1999).

<sup>95</sup> A. Cuevas, *et al.*, Long-distance distribution of genuine energy-time entanglement, *Nature Communications* **4**, 2871 EP (2013).

<sup>96</sup> G. Carvacho, *et al.*, Postselection-loophole-free Bell test over an installed optical fiber network, *Phys. Rev. Lett.* **115**, 030503 (2015).

<sup>97</sup> G. B. Xavier, J. P. von der Weid, Stable single-photon interference in a 1 km fiber-optic mach-zehnder interferometer with continuous phase adjustment, *Optics Letters* **36**, 1764 (2011).

<sup>98</sup> J. F. Clauser, M. A. Horne, A. Shimony, R. A. Holt, Proposed experiment to test local hidden-variable theories, *Phys. Rev. Lett.* **23**, 880 (1969).

### ⑬ Using human generated randomness to to violate a Bell inequality without detection or locality loopholes

Authors: Lynden Krister Shalm, Martin Stevens, Omar Magaña-Loaiza, Thomas Gerrits, Scott Glancy, Peter Bierhorst, Emanuel Knill, Richard Mirin, Sae Woo Nam

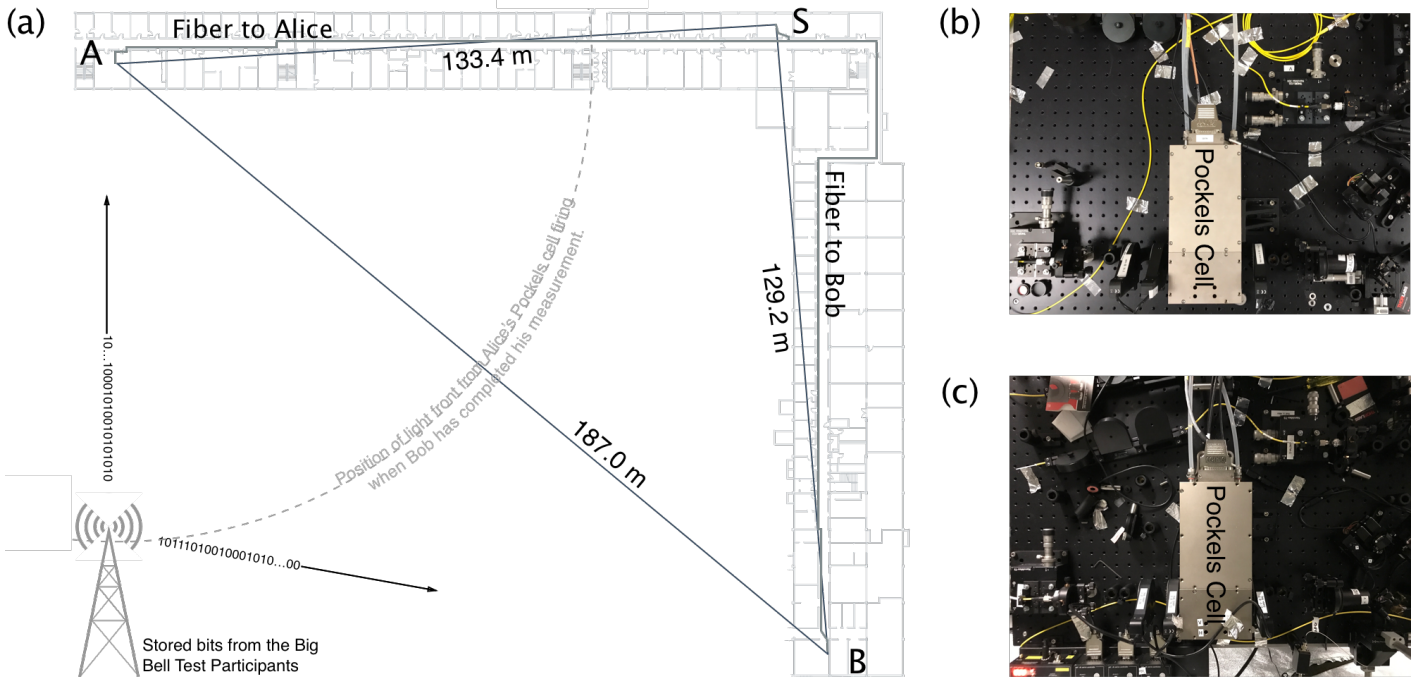


FIG. 24. Experimental setup. (a) The locations of the Source (S), Alice (A), and Bob (B). Each trial, the source lab produces a pair of photons in the non-maximally polarization-entangled state  $|\psi\rangle \approx 0.982|HH\rangle + 0.191|VV\rangle$ , where  $H$  ( $V$ ) denotes horizontal (vertical) polarization. One photon is sent to Alice's lab while the other is sent to Bob's lab to be measured. Alice's computed optimal polarization measurement angles, relative to a vertical polarizer, are  $\{a = -3.7^\circ, a' = 23.6^\circ\}$  while Bob's are  $\{b = 3.7^\circ, b' = -23.6^\circ\}$ . Each trial, Alice and Bob each use a bit from the Bellsters to choose which polarization measurement to make. Panel (b) shows the Pockels cell that Alice uses, and panel (c) shows Bob's Pockels cell. Alice and Bob are  $(187 \pm 1)$  m apart from one another. At this distance, in any given trial when Bob has completed his measurement, information traveling at the speed of light from Alice's Pockels cell firing is still  $(88.25 \pm 1.1)$  m away from his measurement setup (represented by the light front). When Alice completes her measurement, Bob's light front from his Pockels cell firing is  $(127.2 \pm 1.1)$  m away from her measurement apparatus.

We report a violation of a Bell inequality free of fair-sampling and locality assumptions. We use polarization-entangled photons generated by a nonlinear crystal pumped by a pulsed, picosecond laser. The laser repetition rate is 79.3 MHz, and each pulse that enters the crystal has a probability of  $\approx 0.002$  of creating an entangled photon pair. The two entangled photons from each pair are then separated, with each one being sent to one of two measurement stations  $(187 \pm 1)$  m apart, named Alice and Bob. At Alice and Bob, a Pockels cell and polarizer combine to allow the rapid measurement of the polarization state of the incoming photons. Alice's and Bob's decisions on how to set their Pockels cells are dictated by the bits supplied by the Big Bell Test participants (Bellsters). The photons are then detected using fiber-coupled superconducting single-photon nanowire detectors, each operating at over 90% efficiency<sup>99</sup>.

Our experimental setup, shown in Figure 24, is nearly identical to the experimental setup used in the fully loophole-free Bell Test conducted in 2015<sup>100</sup>. The primary difference is that random numbers used to set Alice's and Bob's polarization settings are provided by the Bellsters instead of random number generators. Like the 2015 experiment, we consider the measurement of Alice's or Bob's photon detection to be complete when the amplified electrical signal from Alice's or Bob's detector reaches the input of the time tagger that records the outcomes. The polarization measurement is carried out using a high-voltage Pockels cell. When this device switches states, it is possible for an electro-magnetic pulse to be emitted. If these electro-magnetic signals travel at the speed of light, then Bob completes his measurement  $(294.4 \pm 3.7)$  ns before any signal from Alice's Pockels cell could arrive at his station. Similarly, Alice completes her measurement  $(424.2 \pm 3.7)$  ns before a switching signal from Bob's Pockels cell could arrive at her location. Under these conditions the implementation of Alice's setting and Bob's measurement outcome are space-like separated from one another and vice-versa, so it is impossible for one station's setting to influence the other station's measurement.

Testing the hypothesis of local realism requires repeating the experiment many times, each of which is called a trial. We then compare the trials' statistics to those that local realistic theories predict. In our setup we perform 100,000 trials per second. This is limited by the speed of our Pockels cells at Alice and Bob. Because the probability of generating a photon pair with each pump pulse is small, Alice and Bob look for photons generated by 15 successive pulses during each trial. This increases our probability of creating a photon pair per trial by more than an order of magnitude, allowing us to achieve a stronger violation



using fewer trials. Each trial then consists of 15 different time bins in which Alice and Bob may register photon detections. In our experiment we collected data for just under 7 minutes and performed 40,559,990 trials. Each trial, Alice and Bob each used one bit provided by the Bellsters to set their polarization measurement choice (consuming a total of 81,119,980 bits over the course of the experiment). Immediately after collecting data using bits provided by the Bellsters, we repeated the experiment using random bits provided solely by computer-based random number generators located at both Alice and Bob. In this second data run we performed a total of 74,400,000 trials.

Each trial, Alice uses a bit from the Bellsters to choose between two settings  $a, a'$  while Bob uses a bit from the Bellsters to choose between two different settings  $b, b'$ . Because we include 15 different time bins each trial, when certain settings are chosen there is a significant probability in a given trial of Alice and Bob both detecting photons, but in different time bins. Using conventional Bell inequalities, these detections would normally be considered a coincidence event even though they involve unentangled photons from different photon pairs. To help limit the effect of these unwanted coincidences, we use a modified Clauser-Horne (CH) inequality<sup>101</sup> that accounts for the 15 individual time bins that a detection can take place in at either Alice or Bob. During a trial if Alice (Bob) detects a photon in time bin  $i$ , we label the event  $i_A$  ( $i_B$ ). If no detection is observed, then the outcome is labelled with a  $0_A$  for Alice or  $0_B$  for Bob. If two separate photon events are detected by either Alice or Bob in the same trial, only the first bin is counted. The modified inequality is:

$$K = \sum_{i=1}^n P(i_A, i_B|ab) - \sum_{i=1}^n P(i_A, i_B|a'b') - \sum_{i=1}^n P(0_A, i_B|a'b) - \sum_{i=1}^n \sum_{j \neq i} P(j_A, i_B|a'b) - \sum_{i=1}^n P(i_A, 0_B|ab') - \sum_{i=1}^n \sum_{j \neq i} P(i_A, j_B|ab') \leq 0 \quad (7)$$

Here  $n = 15$  for our experiment. The term  $P(i_A, i_B|ab)$  represents the probability that Alice and Bob both detect photons in time bin  $i$ , given that Alice chooses setting  $a$  and Bob chooses setting  $b$ . The term  $P(i_A, i_B|a'b')$  is the same, but for settings  $a'$  and  $b'$ . This eliminates from the inequality the high probability of accidental coincidences where Alice and Bob, with joint settings  $a'$  and  $b'$ , detect photons in different time bins ( $i \neq j$ ) during the same trial. The terms  $P(0_A, i_B|a'b)$  and  $P(i_A, 0_B|ab')$  correspond to cases where only one party detects a photon in a given trial. Finally, the  $P(j_A, i_B|a'b)$  and  $P(i_A, j_B|ab')$  terms correspond to trials where Alice and Bob both detect photons, but not in the same time bins.

To see that equation 7 is a valid Bell inequality, we note that if local realism holds then each term can be written as an integral over hidden variables,  $\lambda$ . Then, because Alice and Bob are far enough apart, Alice's measurement setting ( $S_A$ ) and outcome ( $O_A$ ) can be factored from Bob's measurement setting ( $S_B$ ) and outcome ( $O_B$ ):

$$P(O_a, O_b|S_a S_b) = \int P(O_a, O_b|S_a S_b \lambda) \rho(\lambda) d\lambda = \int P(O_a|S_a \lambda) P(O_b|S_b \lambda) \rho(\lambda) d\lambda. \quad (8)$$

Since the probability of some event,  $E$ , occurring is  $P(E) = 1 - P(\bar{E})$ , where  $P(\bar{E})$  is the probability the event does not occur, the two terms with double sums can be re-written, as

$$\begin{aligned} \sum_{i=1}^n \sum_{j \neq i} P(j_A, i_B|a'b) &= \sum_{i=1}^n \int P(i_B|b\lambda) [1 - P(i_A|a'\lambda) - P(0_A|a'\lambda)] \rho(\lambda) d\lambda, \\ \sum_{i=1}^n \sum_{j \neq i} P(i_A, j_B|ab') &= \sum_{i=1}^n \int P(i_A|a\lambda) [1 - P(i_B|b'\lambda) - P(0_B|b'\lambda)] \rho(\lambda) d\lambda. \end{aligned} \quad (9)$$

Now, since everything is just a sum over  $i$ , we can first pull the sum and then the integral out of all terms. A number of terms cancel, leaving us with:

$$K = \sum_{i=1}^n \int [P(i_A|a\lambda)P(i_B|b\lambda) - P(i_A|a'\lambda)P(i_B|b'\lambda) - P(i_B|b\lambda) + P(i_B|b\lambda)P(i_A|a'\lambda) - P(i_A|a\lambda) + P(i_A|a\lambda)P(i_B|b'\lambda)] \rho(\lambda) d\lambda. \quad (10)$$

The fact that the four remaining probabilities,  $P(i_A|a\lambda)$ ,  $P(i_B|b\lambda)$ ,  $P(i_A|a'\lambda)$ , and  $P(i_B|b'\lambda)$  are all bounded between 0 and 1 implies that the maximum value of each integrand is 0, following the arguments of<sup>101</sup>.

Using this inequality, we measure a Bell parameter of  $K = (1.70 \pm 0.20) \times 10^{-4}$ , corresponding to an 8.7- $\sigma$  violation of a Bell inequality (under the assumptions of a normal distribution for the Bell parameter, and of each trial being independent and identical). Table III contains the number of photons detected and the number of trials for each term in Equation 7. We also analyzed the data from the experiment that used computer-based randomness, and obtained a Bell parameter of  $K = (1.55 \pm 0.14) \times 10^{-4}$  corresponding to an 11.2- $\sigma$  violation a Bell inequality. The violation is larger because we performed nearly twice as many trials with the computer-based random number generator, allowing us to obtain better statistics. Both of these results constitute a strong rejection of local realism. A full record of the data, along with the code used to analyze it, can be found at<sup>102</sup>.

It is also possible to carry out a hypothesis test to see how well a local-realistic theory could reproduce the correlations we observed in our experiment. Such a test does not require assumptions about memory effects and the statistical distributions of each trial's outcomes. We devised the following analysis protocol before running the experiment. The first 5% of the data was used for training purposes to estimate the rate of relevant events, given by terms in equation 8. From this, an estimate of

TABLE III. The number of photons detected for each of the terms in equation 7. Due to the large bias towards zeros in the bits received from the Bellsters, it is necessary to normalize the counts by the number of trials conducted at each setting. A total of 40,559,990 trials were carried out over the course of the experiment. A second experiment 74,400,000 trials long that used only unbiased random bits from a computer was run immediately afterwards.

	$\sum_{i=1}^{15} P(i_A, i_B ab)$	$\sum_{i=1}^{15} P(i_A, i_B a'b')$	$\sum_{i=1}^{15} P(0_A, i_B a'b)$	$\sum_{i=1}^{15} \sum_{j \neq i} P(j_A, i_B a'b)$	$\sum_{i=1}^{15} P(i_A, 0_B ab')$	$\sum_{i=1}^{15} \sum_{j \neq i} P(i_A, j_B ab')$
Random bits from Bellsters						
Events	20265	712	7475	143	8181	123
Trials	11126350	9202147	10125716	10125716	10105777	10105777
Random bits from computers						
Events	33543	1677	13911	249	14589	228
Trials	18600599	18598891	18599346	18599346	18601164	18601164

the total number of remaining events was made. A stopping criteria,  $n_{cut}$ , defined as 90% of the estimated remaining relevant events was defined. Once  $n_{cut}$  relevant events were processed the analysis was stopped, and the p-value was computed using a binomial analysis of equation 7 (see<sup>100</sup> for more details).

Our hypothesis test protocol was flawed, and failed to observe a violation. When we initially ran the protocol on our data we obtained a p-value  $3.3 \times 10^{-70}$ , with  $n_{cut} = 30,916$  events. This is a much smaller p-value than expected. Looking more closely at the data, we realized that there is an approximately 5% bias of excess zeros compared to ones submitted by the Bellsters. Given that over 100,000 individuals from around the world independently submitted zeros and ones, such a large bias was surprising. We do not have a definitive explanation for this, but we suspect it might be related to the majority of humans being right-hand dominant. Most keyboards use the right hand to input a zero. On most specialized number pads, the zero key is also substantially larger. For our setup the  $ab$  setting, which contributes to events that violate equation 7, occurs more frequently than the other settings due to the bias. Since our hypothesis test protocol was devised under the assumption that all the settings are equiprobable, we must correct our p-value to account for this large excess bias. After performing this correction, we obtain a p-value of  $\approx 1$ , and we are unable to reject the null hypothesis that local realism governs our experiment whose random inputs were generated by humans. The data from the computer-based random number generator, however, had the unbiased settings distribution required by our hypothesis test protocol. From this data set we obtained a p-value of  $2.6 \times 10^{-27}$  with  $n_{cut} = 54,720$ , corresponding to a strong rejection of local realism.

The null result from the hypothesis test with human-based randomness does not mean that local realism governed the experiment. The hypothesis test protocol we followed assumed that there was no bias in both Alice's and Bob's settings choices. An improved protocol, for future experiments, would include a step that first estimates the bias from the training data in order to determine the optimal Bell inequality to test. As long as there are only small deviations from this estimated bias (on the order of  $< 0.2\%$ ) over the remainder of the experiment, it would be possible to compute a rigorous p-value significantly smaller than 1. Additionally, our measurement of the Bell parameter value is good evidence that local realism is not consistent with the experimental correlations we observed. The Bell parameter is normalized by the total trials for each settings choice, and is therefore insensitive to bias in the settings distribution. Under the assumptions that each trial was independent and identically distributed and that the Bell parameter was normally distributed, the measured Bell parameter exceeds the maximum bound predicted by local realism by a statistically significant amount. Even if these assumption are not true, it would take a local realistic theory with a contrived distribution to appreciably lower this significance. For some applications, like using a loophole-free Bell test to extract randomness, it is important to use a rigorous hypothesis testing framework to guard against a malicious adversary who might be able to produce such contrived distributions to attack the system. However, one hopes that nature is not so malicious when testing local realism.

We wanted to see if there was a difference between the results of a Bell test where humans chose the settings at Alice and Bob versus a Bell test that used non-human random number generators. After accounting for the bias in the human inputs, data from both the human-based input and the computer-based input were able to violate a Bell inequality.

<sup>99</sup> F. Marsili, *et al.*, Detecting single infrared photons with 93% system efficiency, *Nature Photonics* **7**, 210 (2013).

<sup>100</sup> L. K. Shalm, *et al.*, Strong loophole-free test of local realism, *Phys. Rev. Lett.* **115**, 250402 (2015).

<sup>101</sup> J. F. Clauser, M. A. Horne, Experimental consequences of objective local theories, *Phys. Rev. D* **10**, 526 (1974).

<sup>102</sup> "DOI placeholder for NIST Data."