

# SoftMC: Practical DRAM Characterization Using an FPGA-Based Infrastructure

Hasan Hassan<sup>1,2,3</sup> Nandita Vijaykumar<sup>2</sup> Samira Khan<sup>4,2</sup>  
Saugata Ghose<sup>2</sup> Kevin Chang<sup>5,2</sup> Gennady Pekhimenko<sup>6,2</sup>  
Donghyuk Lee<sup>7,2</sup> Oguz Ergin<sup>3</sup> Onur Mutlu<sup>1,2</sup>

<sup>1</sup>ETH Zürich    <sup>2</sup>Carnegie Mellon University    <sup>3</sup>TOBB University of Economics & Technology  
<sup>4</sup>University of Virginia    <sup>5</sup>Facebook    <sup>6</sup>Microsoft Research    <sup>7</sup>NVIDIA Research

*This paper summarizes the SoftMC DRAM characterization infrastructure, which was published in HPCA 2017 [44], and examines the work’s significance and future potential. DRAM is the primary technology used for main memory in modern systems. Unfortunately, as DRAM scales down to smaller technology nodes, it faces key challenges in both data integrity and latency, which strongly affect overall system reliability and performance. To develop reliable and high-performance DRAM-based main memory in future systems, it is critical to characterize, understand, and analyze various aspects (e.g., reliability, latency) of modern DRAM chips. To enable this, there is a strong need for a publicly-available DRAM testing infrastructure that can flexibly and efficiently test DRAM chips in a manner accessible to both software and hardware developers.*

*This work develops the first such infrastructure, SoftMC (Soft Memory Controller), an FPGA-based testing platform that can control and test memory modules designed for the commonly-used DDR (Double Data Rate) interface. SoftMC has two key properties: (i) it provides flexibility to thoroughly control memory behavior or to implement a wide range of mechanisms using DDR commands; and (ii) it is easy to use as it provides a simple and intuitive high-level programming interface for users, completely hiding the low-level details of the FPGA.*

*We demonstrate the capability, flexibility, and programming ease of SoftMC with two example use cases. First, we implement a test that characterizes the retention time of DRAM cells. Experimental results we obtain using SoftMC are consistent with the findings of prior studies on retention time in modern DRAM, which serves as a validation of our infrastructure. Second, we validate two recently-proposed mechanisms, which rely on accessing recently-refreshed or recently-accessed DRAM cells faster than other DRAM cells. Using our infrastructure, we show that the expected latency reduction effect of these mechanisms is not observable in existing DRAM chips, which demonstrates the usefulness of SoftMC in testing new ideas on existing memory modules.*

*Various versions of the SoftMC platform have enabled many of our other DRAM characterization studies [26, 29, 60, 61, 62, 68, 80, 84, 88, 117]. We discuss several other use cases of SoftMC, including the ability to characterize emerging non-volatile memory modules that obey the DDR standard. We hope that our open-source release of SoftMC fills a gap in the space of publicly-*

*available experimental memory testing infrastructures and inspires new studies, ideas, and methodologies in memory system design.*

## 1. Understanding DRAM Characteristics

DRAM (Dynamic Random Access Memory) is the predominant technology used to build main memory systems of modern computers. The continued scaling of DRAM process technology has enabled tremendous growth in DRAM density in the last few decades, leading to higher capacity main memories. Unfortunately, as the process technology node scales down to the sub-20 nm feature size range, DRAM technology faces key challenges that critically impact its reliability and performance [102, 103, 106].

The fundamental challenge with scaling DRAM cells into smaller technology nodes arises from the way DRAM stores data in cells. A DRAM cell consists of a transistor and a capacitor. Data is stored as charge in the capacitor. A DRAM cell cannot retain its data permanently as this capacitor leaks its charge gradually over time. To maintain correct data in DRAM, each cell is periodically refreshed to replenish the charge in the capacitor [87]. At smaller technology nodes, it is becoming increasingly difficult to store and retain enough charge in a cell, causing various reliability and performance issues [27, 63, 87, 88]. Ensuring reliable operation of the DRAM cells is a key challenge in future technology nodes [55, 60, 66, 87, 88, 93, 99, 102, 103, 112].

The fundamental problem of retaining data with less charge in smaller cells directly impacts the reliability and performance of DRAM cells. First, smaller cells placed in close proximity make cells more susceptible to various types of interference. This potentially disrupts DRAM operation by flipping bits in DRAM, resulting in major reliability issues [68, 95, 108, 121, 126, 135, 136], which can lead to system failure [95, 126] or security breaches [10, 41, 68, 120, 127, 128, 144, 148]. Second, it takes longer time to access a cell with less charge [43, 80], and write latency increases as the access transistor size reduces [55]. Thus, smaller cells directly impact DRAM latency, as DRAM access latency is determined by the worst-case (i.e., slowest) cell in any acceptable chip [24, 29, 80]. DRAM access latency has not significantly improved with technology scaling in the past two decades [7, 25, 26, 54, 81, 82, 102], and, in

fact, some latencies are expected to increase [55], making memory latency an increasingly critical system performance bottleneck.

As such, there is a significant need for new mechanisms that improve the reliability and performance of DRAM-based main memory systems. In order to design, evaluate, and validate many such mechanisms, it is important to accurately characterize, analyze, and understand DRAM (cell) behavior in terms of reliability and latency. For such an understanding to be accurate, it is critical that the characterization and analysis be based on the *experimental* studies of *real DRAM chips*, since a large number of factors (e.g., various types of cell-to-cell interference [68, 108, 121], inter- and intra-die process variation [24, 26, 29, 65, 80, 84, 109, 112], random effects [45, 60, 88, 117, 123, 137, 149], operating conditions [29, 65, 80, 86, 88, 112], internal organization [46, 61, 88], stored data patterns [61, 62, 88]) concurrently impact the reliability and latency of cells. Many of these phenomena and their interactions cannot be properly modeled (e.g., in simulation or using analytical methods) without rigorous experimental characterization and analysis of real DRAM chips. The need for such experimental characterization and analysis, with the goal of building the understanding necessary to improve the reliability and performance of future DRAM-based main memories at various levels (both software and hardware), motivates the need for a publicly-available DRAM testing infrastructure that can enable system users and designers to characterize real DRAM chips.

## 2. Experimental DRAM Characterization

Two key features are desirable from an experimental memory testing infrastructure. First, the infrastructure should be *flexible* enough to test any DRAM operation (supported by the commonly-used DRAM interfaces, e.g., the standard Double Data Rate, or DDR, interface) to characterize cell behavior or evaluate the impact of a mechanism (e.g., adopting different refresh rates for different cells [60, 62, 63, 87, 112, 117, 145]) on real DRAM chips. Second, the infrastructure should be *easy to use*, such that it is possible for both software and hardware developers to implement new tests or mechanisms without spending significant time and effort. For example, a testing infrastructure that requires circuit-level implementation, detailed knowledge of the physical implementation of DRAM data transfer protocols over the memory channel, or low-level FPGA-programming to modify the infrastructure would severely limit the usability of such a platform to a limited number of experts.

Our HPCA 2017 paper [44] designs, prototypes, and demonstrates the basic capabilities of such a flexible and easy-to-use experimental DRAM testing infrastructure, called *SoftMC (Soft Memory Controller)*. SoftMC is an open-source FPGA-based DRAM testing infrastructure, consisting of a programmable memory controller that can control and test memory modules designed for the commonly-used DDR (Double

Data Rate) interface. To this end, SoftMC implements *all* low-level DRAM operations (i.e., DDR commands) available in a typical memory controller (e.g., opening a row in a bank, reading a specific column address, performing a refresh operation, enforcing various timing constraints between commands). Using these low-level operations, SoftMC can test and characterize any (existing or new) DRAM mechanism that uses the existing DDR interface. SoftMC provides a simple and intuitive high-level programming interface that completely hides the low-level details of the FPGA from users. Users implement their test routines or mechanisms in a high-level language that automatically gets translated into the low-level SoftMC memory controller operations in the FPGA.

## 3. Overview of SoftMC

A publicly-available DRAM testing infrastructure should have two key features to ensure widespread adoption among architects and designers: (i) flexibility and (ii) ease of use.

**Flexibility.** A DRAM chip is typically accessed by issuing a set of DRAM commands in a particular sequence with a strict delay between the commands (specified by the timing parameters in the datasheet of the DRAM chip/module). A DRAM testing infrastructure should implement all low-level DRAM operations with tunable timing parameters without any restriction on the ordering of DRAM commands. Such a design enables flexibility at two levels. First, it enables comprehensive testing of *any* DRAM operation with the ability to customize the length of each timing constraint. For example, we can implement a retention test with different refresh intervals to characterize the distribution of retention time in modern DRAM chips (as done in [60, 87, 112]). Such a characterization can enable new mechanisms to reduce the number of refresh operations in DRAM, leading to performance and power efficiency improvements. Second, it enables testing of DRAM chips with high-level test programs, which can consist of *any combination of DRAM operations and timings*. Such flexibility is extremely powerful to test the impact of existing or new DRAM mechanisms in real DRAM chips.

**Ease of Use.** A DRAM testing infrastructure should provide a simple and intuitive programming interface that minimizes programming effort and time. An interface that hides the details of the underlying implementation is accessible to a wide range of users. With such a high-level abstraction, even users that lack hardware design experience should be able to develop DRAM tests.

Figure 1 shows our temperature-controller setup for testing DRAM modules. The components of SoftMC operate on the *host machine* and the *FPGA*. On the host machine, the *SoftMC API* provides a high-level software interface (in C++) for developing a test program that generates DRAM commands and sends them to the FPGA. On the FPGA, *SoftMC hardware* is responsible for handling the commands sent by the host machine. The SoftMC hardware issues the DRAM commands in order and with the timing parameters as defined in the

test program developed using the SoftMC API. SoftMC also implements a PCIe driver for high-speed communication between the host machine and the FPGA. The user only needs to focus on defining a routine for testing the DRAM.




Figure 1: Our SoftMC infrastructure. Reproduced from [44].

A detailed description of the interface, design, and operation of SoftMC can be found in our HPCA 2017 paper [44]. The source code for SoftMC can be freely downloaded from [125].

## 4. Example Use Cases

Using our SoftMC prototype, we perform two case studies on randomly-selected real DRAM chips from three major manufacturers. First, we discuss how a simple retention test can be implemented using SoftMC, and present the experimental results of that test (Section 4.1). Second, we demonstrate how SoftMC can be leveraged to test the expected effect of two recently-proposed mechanisms [43, 134] that aim to reduce DRAM access latency (Section 4.2). Both use cases demonstrate the flexibility and ease of use of SoftMC.

### 4.1. Retention Time Distribution Study

This test aims to characterize data retention time in different DRAM modules. The retention time of a cell can be determined by testing the cell with different refresh intervals. The cell fails at a refresh interval that is greater than its retention time. In this test, we gradually increase the refresh interval from the default 64 ms and count the number of bytes that have an incorrect value at each refresh interval.

**4.1.1. Evaluating Retention Time with SoftMC.** We perform a simple test to measure the retention time of the cells in a DRAM chip. Our test consists of three steps: (i) We write a reference data pattern (e.g. all zeros, or all ones) to an entire row. (ii) We wait for the specified refresh interval, so that the row is idle for that time and all cells gradually leak charge. (iii) We read data back from the same row and compare it against the reference pattern that we wrote in the first step. Any mismatch indicates that the cell could not hold its data for that duration, resulting in a bit flip. We count the number of bytes that have bit flips for each test.

We repeat this procedure for all rows in the DRAM module. The read and write operations in the test are issued with the standard timing parameters, to make sure that the only timing change that affects the reliability of the cells is the change in the refresh interval.

**Writing Data to DRAM.** In Program 1, we present the implementation of the first part of our retention time test, where we write data to a row, using the SoftMC API. First, to activate the row, we insert the instruction generated by the *genACT()* function to an instance of the *InstructionSequence* (Lines 1-2). This function is followed by a *genWAIT()* function (Line 3) that ensures that the activation completes with the standard timing parameter  $t_{RCD}$ . Second, we issue write instructions to write the data pattern in each column of the row. This is implemented in a loop, where, in each iteration, we call *genWR()* (Line 5), followed by a call to *genWAIT()* function (Line 6) that ensures proper delay between two WRITE operations. After writing to all columns of the row, we insert another delay (Line 8) to account for the *write recovery* time  $t_{WR}$ . Third, once we have written to all columns, we close the row by precharging it. This is done by the *genPRE()* function (Line 9), followed by a *genWAIT()* function with standard  $t_{RP}$  timing.<sup>1</sup> Finally, we call the *genEND()* function to indicate the end of the instruction sequence, and send the test program to the FPGA by calling the *execute()* function.

```

1  InstructionSequence iseq;
2  iseq.insert(genACT(bank, row));
3  iseq.insert(genWAIT(tRCD));
4  for(int col = 0; col < COLUMNNS; col++){
5      iseq.insert(genWR(bank, col, data));
6      iseq.insert(genWAIT(tBL));
7  }
8  iseq.insert(genWAIT(tCL + tWR));
9  iseq.insert(genPRE(bank));
10 iseq.insert(genWAIT(tRP));
11 iseq.insert(genEND());
12 iseq.execute(fpga);

```

Program 1: Writing data to a row using the SoftMC API. Reproduced from [44].

**Employing a Specific Refresh Interval.** Using SoftMC, we can implement the target refresh interval in two ways. We can use the auto-refresh support provided by the SoftMC hardware, by setting the  $t_{REFI}$  parameter to our target value, and letting the FPGA take care of the refresh operations. Alternatively, we can disable auto-refresh, and manually control the refresh operations from the software. In this case, the user is responsible for issuing refresh operations at the right time. In this retention test, we disable auto-refresh and use a software clock to determine when we should read back data from the row (i.e., refresh the row).

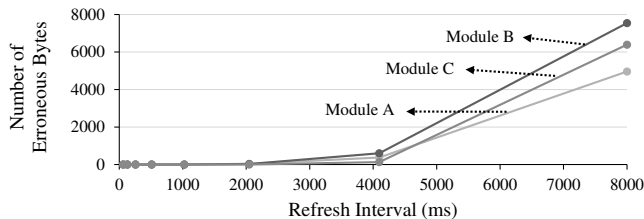
**Reading Data from DRAM.** Reading data back from the DRAM requires steps similar to DRAM writes (presented in

<sup>1</sup>For details on DRAM timing parameters and internal DRAM operation, we refer the reader to our prior works [26, 27, 28, 29, 43, 44, 65, 68, 69, 70, 71, 72, 80, 81, 83, 84, 85, 87, 88, 112, 130, 131].

Program 1). The only difference is that, instead of issuing a `WRITE` command, we need to issue a `READ` command and enforce read-related timing parameters. In the SoftMC API, this is done by calling the `genRD()` function in place of the `genWR()` function, and specifying the appropriate read-related timing parameters. After the read operation is done, the FPGA sends back the data read from the DRAM module, and the user can access that data using the `fpga_recv()` function provided by the driver.

Note that the complete code to implement our full retention test (i.e., writing a data pattern to a DRAM module, waiting for the target retention time, reading the data back from the DRAM module, and checking the data for errors) in SoftMC takes *only* approximately 200 lines of C code, in the form shown in Program 1. Based on the intuitive code implementation of the retention test, we conclude that it requires minimal effort to write test programs using the SoftMC API. Our full test is provided in our open-source release of SoftMC [125].

**4.1.2. Results.** We perform the retention time test at room temperature, using 24 DRAM chips from three major manufacturers. We vary the refresh interval from 64 ms to 8192 ms, exponentially. Figure 2 shows the results for the test, where the x-axis shows the refresh interval in milliseconds, and the y-axis shows the number of erroneous bytes found in each interval. We make two major observations.



**Figure 2: Number of erroneous bytes observed in retention time tests. Reproduced from [44].**

(i) We do not observe any retention failures until we test with a refresh interval of 1 s. This shows that there is a large safety margin for the refresh interval in modern DRAM chips, which is conservatively set to 64 ms by the DDR standard.<sup>2</sup>

(ii) We observe that the number of failures increases exponentially with the increase in refresh interval.

Other experimental studies on retention time of DRAM cells have reported similar observations as ours [42, 47, 60, 67, 80, 80, 88, 112]. We conclude that SoftMC can easily reproduce experimental DRAM results, validating the correctness of our testing infrastructure and showing its flexibility and ease of use.

<sup>2</sup>DRAM manufacturers perform retention tests that are similar to ours (but with proprietary in-house infrastructures that are not disclosed). Their results are similar to ours [26, 42, 60, 67, 80, 88, 112], showing significant margin for the refresh interval. This margin is added to ensure reliable DRAM operation for the worst-case operating conditions (i.e., worst case temperature and voltage levels) and for worst-case cells, as has been shown by prior works [26, 42, 60, 67, 80, 88, 112].

## 4.2. Evaluating the Expected Effect of Two Recently-Proposed Mechanisms in Existing DRAM Chips

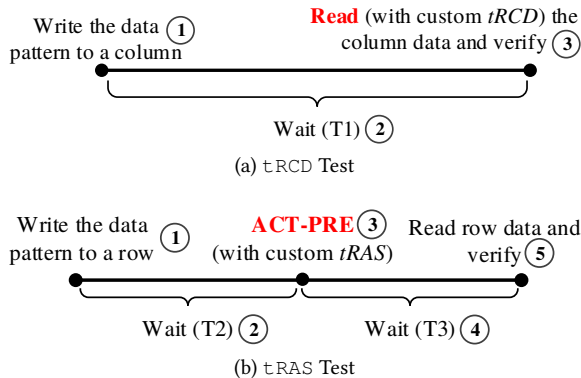
Two recently-proposed mechanisms, ChargeCache [43] and NUAT [134], provide low-latency access to highly-charged DRAM cells. They both are based on the key idea that a highly-charged cell can be accessed faster than a cell with less charge [80]. ChargeCache observes that cells belonging to *recently-accessed* DRAM rows are in a highly-charged state and that such rows are likely to be accessed again in the near future. ChargeCache exploits the highly-charged state of these recently-accessed rows to lower the latency for later accesses to them. NUAT observes that *recently-refreshed* cells are in highly-charged state, and thus it lowers the latency for accesses to recently-refreshed rows. Prior to activating a DRAM row, both ChargeCache and NUAT determine whether the target row is in a highly-charged state. If so, the memory controller uses reduced  $\tau_{RCD}$  and  $\tau_{RAS}$  timing parameters to perform a low latency access.

In this section, we evaluate whether or not the expected latency reduction effect of these two works is observable in existing DRAM modules, using SoftMC. We first describe our methodology for evaluating the improvement in the  $\tau_{RCD}$  and  $\tau_{RAS}$  timing parameters. We then show the results we obtain using SoftMC, and discuss our observations.

**4.2.1. Evaluating DRAM Latency with SoftMC.** In our experiments, we use 24 DDR3 chips (i.e., three SO-DIMMs [53]) from three major manufacturers. To stress DRAM reliability and maximize the amount of cell charge leakage, we raise the test temperature to 80°C (significantly higher than the common-case operating range of 35-55°C [80]) by enclosing our FPGA infrastructure in a temperature-controlled heat chamber (see Figure 1). For all experiments, the temperature within the heat chamber was maintained within 0.5°C of the target 80°C temperature.

To study the impact of charge variation in cells on access latency, which is dominated by the  $\tau_{RCD}$  and  $\tau_{RAS}$  timing parameters [26, 69, 80, 81], we perform experiments on existing DRAM chips to test the headroom for reducing these parameters. In our experiments, we vary one of the two timing parameters, and test whether the original data can be read back correctly with the reduced timing. If the data that is read out contains errors, this indicates that the timing parameter *cannot* be reduced to the tested value without inducing errors in the data. We perform the tests using a variety of data patterns (e.g., 0x00, 0xFF, 0xAA, 0x55) because 1) different DRAM cells store information (i.e., 0 or 1) in different states (i.e., charged or empty) [88] and 2) we would like to stress DRAM reliability by increasing the interference between adjacent bitlines [60, 61, 62, 63, 88, 112]. We also perform tests using different refresh intervals, to study whether the variation in charge leakage increases significantly if the time between refreshes increases.

**$t_{RCD}$  Test.** We measure how highly-charged cells affect the  $t_{RCD}$  timing parameter (i.e., how long the controller needs to wait after a row activation command is sent to safely perform read and write operations on the row), by using a custom  $t_{RCD}$  value to read data from a row to which we previously wrote a reference data pattern. We adjust the time between writing a reference data pattern and performing the read, to vary the amount of charge stored within the cells of a row. In Figure 3a, we show the command sequence that we use to test whether recently-refreshed DRAM cells can be accessed with a lower  $t_{RCD}$ , compared to cells that are close to the end of the refresh interval. We perform the write and read operations to each DRAM row one column at a time, to ensure that each read incurs the  $t_{RCD}$  latency. First (① in Figure 3a), we perform a reference write to the DRAM column under test by issuing `ACTIVATE`, `WRITE`, and `PRECHARGE` successively with the *default* DRAM timing parameters. Next (②), we wait for the duration of a time interval ( $T1$ ), which is the refresh interval in practice, to vary the charge contained in the cells. When we wait longer, we expect the target cells to have less charge at the end of the interval. We cover a wide range of wait intervals, evaluating values between 1 and 512 ms. Finally (③), we read the data from the column that we previously wrote to and compare it with the reference pattern. We perform the read with the custom  $t_{RCD}$  value for that specific test. We evaluate  $t_{RCD}$  values ranging from 3 to 6 (default) cycles. Since a  $t_{RCD}$  of 3 cycles produced errors in *every* run, we did not perform any experiments with a lower  $t_{RCD}$ .



**Figure 3: Timelines that illustrate the methodology for testing the improvement of (a)  $t_{RCD}$  and (b)  $t_{RAS}$  on highly-charged DRAM cells. Reproduced from [44].**

We process multiple rows in an interleaved manner (i.e., we write to multiple rows, wait, and then verify their data one after another) in order to further stress the reliability of DRAM [80]. We repeat this process for all DRAM rows to evaluate the entire memory module.

**$t_{RAS}$  Test.** We measure the effect of accessing highly-charged rows on the  $t_{RAS}$  timing parameter (i.e., the time that the controller needs to wait after a row activation command is sent to safely start precharging the row) by issuing the `ACTIVATE` and `PRECHARGE` commands, with a custom

$t_{RAS}$  value, to a row. We check if that row still contains the same data that it held before the `ACTIVATE-PRECHARGE` command pair was issued. Figure 3b illustrates the methodology for testing the effect of the refresh interval on  $t_{RAS}$ . First (①), we write the reference data pattern to the selected DRAM row with the default timing parameters. Different from the  $t_{RCD}$  test, we write to *every column* in the open row (before switching to another row) to save cycles by eliminating a significant amount of `ACTIVATE` and `PRECHARGE` commands, thereby reducing the testing time. Next (②), we wait for the duration of time interval  $T2$ , during which the DRAM cells lose a certain amount of charge. To refresh the cells (③), we issue an `ACTIVATE-PRECHARGE` command pair associated with a custom  $t_{RAS}$  value. When the `ACTIVATE-PRECHARGE` pair is issued, the charge in the cells of the target DRAM row may not be fully restored if the wait time is too long or the  $t_{RAS}$  value is too short, potentially leading to loss of data. Next (④), we wait again for a period of time  $T3$  to allow the cells to leak a portion of their charge. Finally (⑤), we read the row using the default timing parameters and test whether it still retains the correct data. Similar to the  $t_{RCD}$  test, to stress the reliability of DRAM, we simultaneously perform the  $t_{RAS}$  test on multiple DRAM rows.

We would expect, from this experiment, that the data is likely to maintain its integrity when evaluating reduced  $t_{RAS}$  with *shorter* wait times ( $T2$ ). This is because when  $T2$  is short, a DRAM cell would lose only a *small* amount of its charge. Thus, there would be more room for reducing  $t_{RAS}$ , as the cell would already contain a *higher* amount of charge prior to the row activation. The higher amount of charge would allow us to safely reduce  $t_{RAS}$  by a larger amount. In contrast, we would expect failures to be more likely when using a reduced  $t_{RAS}$  with a *longer* wait time, because the cells would have a low amount of charge that is not enough to reliably reduce  $t_{RAS}$ .

**4.2.2. Results.** We analyze the results of the  $t_{RCD}$  and  $t_{RAS}$  tests, for 24 real DRAM chips from different vendors, using the test programs detailed in Section 4.2.1. We evaluate  $t_{RCD}$  values ranging from 3 to 6 cycles, and  $t_{RAS}$  values ranging from 2 to 14 cycles, where the maximum number for each is the default timing parameter value. For both tests, we evaluate refresh intervals between 8 and 512 ms and measure the number of observed errors during each experiment.

Figures 4 and 5 depict the results for the  $t_{RCD}$  test and the  $t_{RAS}$  test, respectively, for three DRAM modules (each from a different DRAM vendor). We make three major observations:

(i) *Within the duration of the standard refresh interval (64 ms), DRAM cells do not leak a sufficient amount of charge to have a negative impact on DRAM access latency.*<sup>3</sup> For refresh intervals less than or equal to 64 ms, we observe little to no

<sup>3</sup>Other studies have shown methods to take advantage of the fact that latencies can be reduced without incurring errors [26, 80].

variation in the number of errors induced. Within this refresh interval range, depending on the  $t_{\text{RCD}}$  or  $t_{\text{RAS}}$  value, the errors generated are either zero or a constant number. We make the same observation in both the  $t_{\text{RCD}}$  and  $t_{\text{RAS}}$  tests for all three DRAM modules.

For all the modules tested, using different data patterns and stressing DRAM operation with temperatures significantly higher than the common-case operating conditions, we can significantly reduce  $t_{\text{RCD}}$  and  $t_{\text{RAS}}$  parameters, without observing any errors. We observe errors only when  $t_{\text{RCD}}$  and  $t_{\text{RAS}}$  parameters are too small to correctly perform the DRAM access, regardless of the charge amount of the accessed cells.

(ii) *The large safety margin employed by the manufacturers protects DRAM against errors even when accessing DRAM cells with low latency.* We observe no change in the number of induced errors for  $t_{\text{RCD}}$  values less than the default of 6 cycles (down to 4 cycles in modules A and B, and 5 cycles in module C). We observe a similar trend in the  $t_{\text{RAS}}$  test:  $t_{\text{RAS}}$  can be reduced from the default value of 14 cycles to 5 cycles without increasing the number of induced errors for any refresh interval.

We conclude that even at temperatures much higher than typical operating conditions, there exists a large safety margin for access latency in existing DRAM chips. This demonstrates that DRAM cells are much *stronger* than their datasheet timing specifications indicate.<sup>4</sup> In other words, the timing margin

in most DRAM cells is very large, given the existing timing parameters.

(iii) *The expected effect of ChargeCache and NUAT, that highly-charged cells can be accessed with lower latency, is slightly observable only when very long refresh intervals are used.* For each of the tests, we observe a significant increase in the number of errors at refresh intervals that are much higher than the typical refresh interval of 64 ms, demonstrating the variation in charge held by each of the DRAM cells. Based on the assumptions made by ChargeCache and NUAT, we expect that when lower values of  $t_{\text{RCD}}$  and  $t_{\text{RAS}}$  are employed, the error rate should increase more rapidly. However, we find that for all but the minimum values of  $t_{\text{RCD}}$  and  $t_{\text{RAS}}$  (and for  $t_{\text{RCD}} = 4$  for module C), the  $t_{\text{RCD}}$  and  $t_{\text{RAS}}$  latencies have almost no impact on the error rate.

We believe that the reason we cannot observe the expected latency reduction effect of ChargeCache and NUAT on existing DRAM modules is due to the internal behavior of existing DRAM chips that does not allow latencies to be reduced beyond a certain point: we cannot *externally control* when the sense amplifier gets enabled, since this is dictated with a fixed latency internally, regardless of the charge amount in the cell. The sense amplifiers are enabled only after charge sharing, which starts by enabling the wordline and lasts until sufficient amount of charge flows from the activated cell into the bitline [28, 69, 81, 129, 130, 131], is expected to complete. Within existing DRAM chips, the expected charge sharing latency (i.e., the time when the sense amplifiers get enabled) is *not* represented by a timing parameter managed by the memory

<sup>4</sup>Similar observations were made by prior work [24, 26, 80].

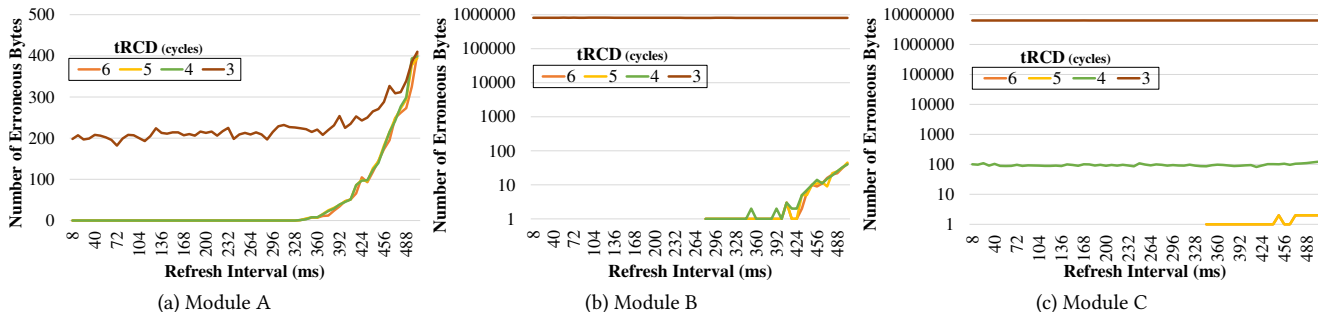


Figure 4: Effect of reducing  $t_{\text{RCD}}$  on the number of errors at various refresh intervals. Reproduced from [44]

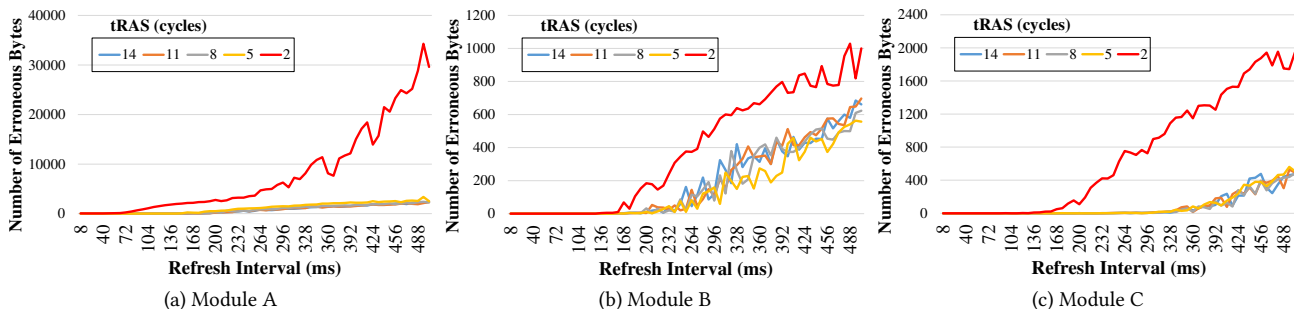


Figure 5: Effect of reducing  $t_{\text{RAS}}$  on the number of errors at various refresh intervals. Reproduced from [44].

controller. Instead, the latency is controlled internally within the DRAM using a fixed value [58, 143]. ChargeCache and NUAT require that charge sharing completes in less time, and the sense amplifiers get enabled faster for a highly-charged cell. However, since existing DRAM chips provide no way to control the time it takes to enable the sense amplifiers, we cannot harness the potential latency reduction possible for highly-charged cells [143]. Reducing  $t_{\text{RCD}}$  affects the time spent *only after charge sharing*, at which point the bitline voltages exhibit similar behavior regardless of the amount of charge initially stored within the cell. Consequently, we are unable to observe the expected latency reduction effect of ChargeCache and NUAT by simply reducing  $t_{\text{RCD}}$ , even though we believe that the mechanisms are sound and can reduce latency (assuming the behavior of DRAM chips is modified). If the DDR interface exposes a method of controlling the time it takes to enable the sense amplifiers in the future, SoftMC can be easily modified to use the method and fully evaluate the latency reduction effect of ChargeCache and NUAT.

**Summary.** Overall, we make two major conclusions from the implementation and experimental results of our DRAM latency experiments. First, SoftMC provides a simple and easy-to-use interface to quickly implement tests that characterize modern DRAM chips. Second, SoftMC is an effective tool to validate or refute the expected effect of existing or new mechanisms on existing DRAM chips.

## 5. Related Work

No prior DRAM testing infrastructure provides both *flexibility* and *ease of use* properties, which are critical for enabling widespread adoption of the infrastructure. Three different kinds of tools/infrastructure are available today for characterizing the behavior of real DRAM chips. As we will describe, each kind of tool has some shortcomings. SoftMC eliminates *all* of these shortcomings and provides the first open-source DRAM testing infrastructure that is publicly available [125].

**Commercial Testing Infrastructures.** A large number of commercial DRAM testing platforms (e.g., [1, 39, 110, 142]) are available in the market. Such platforms are optimized for test throughput (i.e., to test as many DRAM chips as possible in a given time period), and generally apply a *fixed test pattern* to the units under test. Thus, since they lack support for flexibility in defining the test routine, these infrastructures are not suitable for detailed DRAM characterization where the goal is to investigate new issues and new ideas. Furthermore, such testing equipment is usually quite expensive, which makes these infrastructures an impractical option for research in academia. Industry may also have internal DRAM development and testing tools, but, to our knowledge, these are proprietary and are unlikely to be made openly available.

We design SoftMC to be a low-cost (i.e., free) and flexible open-source alternative to commercial testing equipment that can enable new research directions and mechanisms.

For example, prior work [151] recently proposed a random command pattern generator to validate DRAM chips against uncommon yet supported (according to JEDEC specifications) DDR command patterns. Using the test patterns on commercial test equipment, this work demonstrates that specific sequences of commands introduce failures in current DRAM chips (e.g., an `ACTIVATE` followed by a `PRECHARGE`, without any `READ` or `WRITE` commands in between, results in *future* accesses reading incorrect data in some DRAM devices). SoftMC flexibly supports the ability to issue an arbitrary command sequence, and therefore can be used as a low-cost method for validating DRAM chips against problems that arise due to command ordering.

**FPGA-Based Testing Infrastructures.** Several prior works propose FPGA-based DRAM testing infrastructures [47, 50, 59]. Unfortunately, all of them lack flexibility and/or a simple user interface, and none are open-source. The FPGA-based infrastructure proposed by Huang et al. [50] provides a high-level interface for developing DRAM tests, but the interface is limited to defining only data patterns and march algorithms for the tests. Hou et al. [47] propose an FPGA-based test platform whose capability is limited to analyzing only the data retention time of the DRAM cells. Another work [59] develops a custom memory testing board with an FPGA chip, specifically designed to test memories at a very high data rate. However, it requires low-level knowledge to develop FPGA programs, and even then offers only limited flexibility in defining a test routine. On the other hand, SoftMC provides *full control over all DRAM commands* using a high-level *software interface*, and it is open-source.

PARDIS [6] is a reconfigurable logic (e.g., FPGA) based programmable memory controller meant to be implemented inside microprocessor chips. PARDIS is capable of optimizing memory scheduling algorithms, refresh operations, etc. at run-time based on application characteristics, and can improve system performance and efficiency. However, it does not provide programmability for DRAM commands and timing parameters, and therefore cannot be used for detailed DRAM characterization.

**Built-In Self Test (BIST).** A BIST mechanism (e.g., [5, 52, 114, 115, 150, 152]) is implemented inside the DRAM chip to enable fixed test patterns and algorithms. Using such an approach, DRAM tests can be performed faster than with other testing platforms. However, BIST has two major flexibility issues, since the testing logic is hard-coded into the hardware: (i) BIST offers only a limited number of tests that are fixed at hardware design time. (ii) A limited set of DRAM chips, which come with BIST support, can be tested. In contrast, SoftMC allows for the implementation of a wide range of DRAM test routines and supports any off-the-shelf DRAM chip that is compatible with the DDR interface.

**Other Related Work.** Although no prior work provides an open-source DRAM testing infrastructure similar to SoftMC, infrastructures for testing other types of memo-

ries have been developed. Cai et al. [11, 12, 13, 15] develop a platform for characterizing NAND flash memory. They propose a flash controller, implemented on an FPGA, to quickly characterize error patterns of existing flash memory chips. They expose the functions of the flash translation layer (i.e., the flash chip interface) to the software developer via the host machine connected to the FPGA board, similar to how we expose the DDR interface to the user in SoftMC. Many works [11, 12, 13, 14, 16, 17, 18, 19, 20, 21, 22, 23, 38, 89, 90, 91] use this flash memory testing infrastructure to study various aspects of flash chips.

Our prior works [26, 60, 61, 62, 68, 80, 84, 88] develop and use FPGA-based infrastructures for a wide range of DRAM studies. Liu et al. [88] and Khan et al. [60] analyze the data retention behavior of modern DRAM chips and proposed mechanisms for mitigating retention failures. Khan et al. [61, 62] study data-dependent failures in DRAM, and developed techniques for efficiently detecting and handling them. Lee et al. [80, 84] analyze latency characteristics of modern DRAM chips and propose mechanisms for latency reduction. Kim et al. [68] discover a new reliability issue in existing DRAM, called *RowHammer*, which can lead to security breaches [41, 103, 120, 127, 128, 144, 148]. Chang et al. [26] use SoftMC to characterize latency variation across DRAM cells for fundamental DRAM operations (e.g., activation, precharge). SoftMC evolved out of these previous infrastructures, to address the need to make the infrastructure flexible and easy to use.

Recently, Chang et al. [29] extend SoftMC with the capability to change the array voltage of DRAM chips, such that SoftMC can be used to evaluate the trade-offs between voltage, latency, and reliability in modern DRAM chips.

Sukhwani et al. propose ConTutto [141], which is a recent work that builds an FPGA-based platform for evaluating different memory technologies and new mechanisms on existing server systems. ConTutto is an extender board, which plugs into the DDR3 module slot of a server machine. On the board, an FPGA chip manages the communication between the server machine and the memory, which is connected to the other end of the ConTutto board. Using ConTutto, any type of memory that can be attached to the ConTutto board can potentially be used in existing systems, as part of main memory, by using the FPGA as a translator between the two interfaces, i.e., between the DDR3 interface to the server and the interface of the memory attached to the ConTutto board. Although ConTutto can be used as a prototyping platform to evaluate different memory technologies and mechanisms on existing systems, it is *not* practical or flexible enough to use for testing memories for two reasons. First, the operating system needs to ensure that it does not allocate application data to the memory that is being tested, as the data could be destroyed during a testing procedure. Second, the memory that is connected to ConTutto is accessed using load/store instructions, which does *not* provide the flexibility of testing the memory at the memory command level. In contrast,

(1) the memory in SoftMC is not a part of the main memory of the host machine, and (2) SoftMC provides a high-level software interface for directly issuing commands to the memory. These design choices enable many tests that are not otherwise possible or practical to implement using load/store instructions.

We conclude that prior work lacks either the flexibility or the ease-of-use properties that are critical for performing detailed DRAM characterization. To fill the gap left by current infrastructures, we introduce an open-source DRAM testing infrastructure, SoftMC, that fulfills these two properties.

## 6. Significance

Computing systems typically use DRAM-based memories as main memory since DRAM provides large capacity and high performance. As the process technology scales down, DRAM technology faces challenges that impact its reliability and performance [102, 103]. Our HPCA 2017 paper [44] introduces SoftMC, a new DRAM characterization infrastructure that is flexible and practical to use. We release SoftMC as a publicly-available open-source tool [125]. In this section, we discuss the significance of our work by describing its novelty and long-term impact. We also discuss various future research directions in which SoftMC can be extended and applied.

### 6.1. Novelty

As we describe in Section 5, no prior DRAM testing infrastructure provides both *flexibility* and *ease of use* properties, which are critical for enabling widespread adoption of the infrastructure. Three different kinds of tools/infrastructures are available today for characterizing DRAM behavior, where each kind of tool has some shortcomings. We discuss these tools and their shortcomings in Section 5. In contrast to all these works, SoftMC allows for the implementation of a wide range of DRAM test routines and supports any off-the-shelf DRAM chip that is compatible with the DDR interface. SoftMC is also the first DRAM characterization tool that is freely available to public [118].

### 6.2. Research Directions Enabled by SoftMC

We believe SoftMC can enable many new studies of the behavior of DRAM and other memories. We briefly describe several examples in this section.

**Enabling New Studies of DRAM Scaling and Failures.** The SoftMC DRAM testing infrastructure can test any DRAM mechanism consisting of low-level DDR commands. Therefore, it enables a wide range of characterization and analysis studies of real DRAM modules that would otherwise not have been possible without such an infrastructure. We discuss three such example research directions.

First, as DRAM scales down to smaller technology nodes, it faces key challenges in both reliability and latency [26, 29, 55, 61, 62, 63, 66, 87, 88, 93, 99, 102, 103]. Unfortunately, there is



no comprehensive experimental study that characterizes and analyzes the trends in DRAM cell operations and behavior with technology scaling across various DRAM generations. The SoftMC infrastructure can help us answer various questions to this end: How are the cell characteristics, reliability, and latency changing with different generations of technology nodes? Do all DRAM operations and cells get affected by scaling at the same rate? Which DRAM operations are getting worse?

Second, aging-related failures in DRAM can potentially affect the reliability and availability of systems in the field [95, 102, 106, 126]. However, the causes, characteristics, and impact of *aging* in real DRAM devices have remained largely unstudied. Using SoftMC, it is possible to devise controlled experiments to analyze and characterize DRAM aging. The SoftMC infrastructure can help us answer questions such as: How prevalent are aging-related failures? What types of usage accelerate aging? How can we design architectural techniques that can slow down the aging process?

Third, prior works show that the failure rate of DRAM modules in large data centers is significant, largely affecting the cost and downtime in data centers [92, 95, 126, 136]. Unfortunately, there is no study that analyzes DRAM modules that have failed in the field to determine the common causes of failure. Our SoftMC infrastructure can test faulty DRAM modules and help answer various research questions: What are the dominant types of DRAM failures at runtime? Are failures correlated to any location or specific structure in DRAM? Do all chips from the same generation exhibit the same failure characteristics? Do failures repeat?

**Characterization of Non-Volatile Memory.** The SoftMC infrastructure can test any chip compatible with the DDR interface. Such a design makes the scope of the chips that can be tested by SoftMC go well beyond just DRAM. With the emergence of byte-addressable non-volatile memories (e.g., phase-change memory [75, 76, 77, 94, 116, 119, 122, 146, 153], STT-MRAM [57, 74, 94, 107], RRAM/memristors [4, 30, 139, 147]), several vendors are working towards manufacturing DDR-compatible non-volatile memory chips at a large scale [36, 96]. When these chips become commercially available, it will be critical to characterize and analyze them in order to understand, exploit, and/or correct their behavior. We believe that SoftMC can be seamlessly used to characterize these chips, and can help enable future mechanisms for NVM.

SoftMC will hopefully enable other works that build on it in various ways. For example, future work can extend the infrastructure to enable researchers to analyze memory scheduling (e.g., [34, 40, 51, 70, 71, 78, 79, 97, 98, 100, 101, 104, 105, 124, 140, 154]) and memory power management [31, 32] mechanisms, and allow them to develop new mechanisms using a programmable memory controller and real workloads. SoftMC can also be used as a substrate for developing in-memory computation platforms and evaluating mechanisms

for in-memory computation (e.g., [2, 3, 8, 9, 33, 35, 37, 48, 49, 56, 64, 73, 111, 113, 130, 131, 132, 133, 138]).

We conclude that characterization with SoftMC enables a wide range of research directions in DDR-compatible memory chips (DRAM or NVM), leading to better understanding of these technologies and helping to develop mechanisms that improve the reliability and performance of future memory systems.

## 7. Conclusion

This work introduces the first publicly-available FPGA-based DRAM testing infrastructure, *SoftMC* (Soft Memory Controller), which provides a programmable memory controller with a flexible and easy-to-use software interface. SoftMC enables the flexibility to test any standard DRAM operation and any (existing or new) mechanism comprising of such operations. It provides an intuitive high-level software interface for the user to invoke low-level DRAM operations, in order to minimize programming effort and time. We provide a prototype implementation of SoftMC, and we have released it publicly as a freely-available open-source tool [125].

We demonstrate the capability, flexibility, and programming ease of SoftMC by implementing two example use cases. Our experimental analyses demonstrate the effectiveness of SoftMC as a new tool to (i) perform detailed characterization of various DRAM parameters (e.g., refresh interval and access latency) as well as the relationships between them, and (ii) test the expected effects of existing or new mechanisms (e.g., whether or not highly-charged cells can be accessed faster in existing DRAM chips). We believe and hope that SoftMC, with its flexibility and ease of use, can enable many other studies, ideas and methodologies in the design of future memory systems, by making memory control and characterization easily accessible to a wide range of software and hardware developers.

## Acknowledgments

We thank the reviewers, the SAFARI group members, and Shigeki Tomishima from Intel for their feedback. We acknowledge the generous support of Google, Intel, NVIDIA, Samsung, and VMware. This work is supported in part by NSF grants 1212962, 1320531, and 1409723, the Intel Science and Technology Center for Cloud Computing, and the Semiconductor Research Corporation.

## References

- [1] Advantest, "V6000 Memory Platform," <https://www.advantest.com/products/ic-test-systems/v6000-memory>.
- [2] J. Ahn, S. Hong, S. Yoo, O. Mutlu, and K. Choi, "A Scalable Processing-in-Memory Accelerator for Parallel Graph Processing," in *ISCA*, 2015.
- [3] J. Ahn, S. Yoo, O. Mutlu, and K. Choi, "PIM-Enabled Instructions: A Low-Overhead, Locality-Aware Processing-in-Memory Architecture," in *ISCA*, 2015.
- [4] H. Akinaga and H. Shima, "Resistive Random Access Memory (ReRAM) Based on Metal Oxides," *Proc. IEEE*, 2010.
- [5] P. Bernardi, M. Grosso, M. S. Reorda, and Y. Zhang, "A Programmable BIST for DRAM Testing and Diagnosis," in *JTC*, 2010.

- [6] M. N. Bojnordi and E. Ipek, "PARDIS: A Programmable Memory Controller for the DDRx Interfacing Standards," in *ISCA*, 2012.
- [7] S. Borkar and A. A. Chien, "The Future of Microprocessors," *CACM*, 2011.
- [8] A. Boroumand *et al.*, "Google Workloads for Consumer Devices: Mitigating Data Movement Bottlenecks," in *ASPLOS*, 2018.
- [9] A. Boroumand, S. Ghose, B. Lucia, K. Hsieh, K. Malladi, H. Zheng, and O. Mutlu, "LazyPIM: An Efficient Cache Coherence Mechanism for Processing-in-Memory," *IEEE CAL*, 2017.
- [10] E. Bosman, K. Razavi, H. Bos, and C. Giuffrida, "Dedup Est Machina: Memory Deduplication as an Advanced Exploitation Vector," in *SP*, 2016.
- [11] Y. Cai, S. Ghose, E. F. Haratsch, Y. Luo, and O. Mutlu, "Error Characterization, Mitigation, and Recovery in Flash Memory Based Solid-State Drives," arXiv:1706.08642 [cs.AR], 2017.
- [12] Y. Cai, S. Ghose, E. F. Haratsch, Y. Luo, and O. Mutlu, "Errors in Flash-Memory-Based Solid-State Drives: Analysis, Mitigation, and Recovery," arXiv:1711.11427 [cs.AR], 2017.
- [13] Y. Cai, S. Ghose, E. F. Haratsch, Y. Luo, and O. Mutlu, "Error Characterization, Mitigation, and Recovery in Flash-Memory-Based Solid-State Drives," *Proc. IEEE*, 2017.
- [14] Y. Cai, S. Ghose, Y. Luo, K. Mai, O. Mutlu, and E. Haratsch, "Vulnerabilities in MLC NAND Flash Memory Programming: Experimental Analysis, Exploits, and Mitigation Techniques," in *HPCA*, 2017.
- [15] Y. Cai, E. F. Haratsch, M. McCartney, and K. Mai, "FPGA-Based Solid-State Drive Prototyping Platform," in *FCCM*, 2011.
- [16] Y. Cai, E. F. Haratsch, O. Mutlu, and K. Mai, "Error Patterns in MLC NAND Flash Memory: Measurement, Characterization, and Analysis," in *DATE*, 2012.
- [17] Y. Cai, E. F. Haratsch, O. Mutlu, and K. Mai, "Threshold Voltage Distribution in MLC NAND Flash Memory: Characterization, Analysis, and Modeling," in *DATE*, 2013.
- [18] Y. Cai, Y. Luo, S. Ghose, and O. Mutlu, "Read Disturb Errors in MLC NAND Flash Memory: Characterization, Mitigation, and Recovery," in *DSN*, 2015.
- [19] Y. Cai, Y. Luo, E. F. Haratsch, K. Mai, and O. Mutlu, "Data Retention in MLC NAND Flash Memory: Characterization, Optimization, and Recovery," in *HPCA*, 2015.
- [20] Y. Cai, O. Mutlu, E. F. Haratsch, and K. Mai, "Program Interference in MLC NAND Flash Memory: Characterization, Modeling, and Mitigation," in *ICCD*, 2013.
- [21] Y. Cai, G. Yalcin, O. Mutlu, E. F. Haratsch, A. Cristal, O. S. Unsal, and K. Mai, "Flash Correct-and-Retrieve: Retention-Aware Error Management for Increased Flash Memory Lifetime," in *ICCD*, 2012.
- [22] Y. Cai, G. Yalcin, O. Mutlu, E. F. Haratsch, A. Cristal, O. S. Unsal, and K. Mai, "Error Analysis and Retention-Aware Error Management for NAND Flash Memory," *ITJ*, 2013.
- [23] Y. Cai, G. Yalcin, O. Mutlu, E. F. Haratsch, O. Unsal, A. Cristal, and K. Mai, "Neighbor-Cell Assisted Error Correction for MLC NAND Flash Memories," in *SIGMETRICS*, 2014.
- [24] K. Chandrasekar, S. Goossens, C. Weis, M. Koedam, B. Akesson, N. Wehn, and K. Goossens, "Exploiting Expensible Process-Margins in DRAMs for Run-Time Performance Optimization," in *DATE*, 2014.
- [25] K. K. Chang, "Understanding and Improving the Latency of DRAM-Based Memory Systems," Ph.D. dissertation, Carnegie Mellon Univ., 2017.
- [26] K. K. Chang, A. Kashyap, H. Hassan, S. Ghose, K. Hsieh, D. Lee, T. Li, G. Pekhimenko, S. Khan, and O. Mutlu, "Understanding Latency Variation in Modern DRAM Chips: Experimental Characterization, Analysis, and Optimization," in *SIGMETRICS*, 2016.
- [27] K. K. Chang, D. Lee, Z. Chishti, A. R. Alameldeen, C. Wilkerson, Y. Kim, and O. Mutlu, "Improving DRAM Performance by Parallelizing Refreshes with Accesses," in *HPCA*, 2014.
- [28] K. K. Chang, P. J. Nair, D. Lee, S. Ghose, M. K. Qureshi, and O. Mutlu, "Low-Cost Inter-Linked Subarrays (LISA): Enabling Fast Inter-Subarray Data Movement in DRAM," in *HPCA*, 2016.
- [29] K. K. Chang, A. G. Yaılıkçı, S. Ghose, A. Agrawal, N. Chatterjee, A. Kashyap, D. Lee, M. O'Connor, H. Hassan, and O. Mutlu, "Understanding Reduced-Voltage Operation in Modern DRAM Devices: Experimental Characterization, Analysis, and Mechanisms," *SIGMETRICS*, 2017.
- [30] L. Chua, "Memristor—The Missing Circuit Element," *TCT*, 1971.
- [31] H. David, C. Fallin, E. Gorbato, U. R. Hanebutte, and O. Mutlu, "Memory Power Management via Dynamic Voltage/Frequency Scaling," in *ICAC*, 2011.
- [32] Q. Deng, D. Meisner, L. Ramos, T. F. Wenisch, and R. Bianchini, "MemScale: Active Low-Power Modes for Main Memory," in *ASPLOS*, 2011.
- [33] J. Draper *et al.*, "The Architecture of the DIVA Processing-in-Memory Chip," in *JCS*, 2002.
- [34] E. Ebrahimi, R. Miftakhutdinov, C. Fallin, C. J. Lee, J. A. Joao, O. Mutlu, and Y. N. Patt, "Parallel Application Memory Scheduling," in *MICRO*, 2011.
- [35] D. G. Elliott, M. Stumm, W. M. Snelgrove, C. Cojocaru, and R. McKenzie, "Computational RAM: Implementing Processors in Memory," *IEEE DT*, 1999.
- [36] EverSpin, "ST-MRAM," <https://www.everspin.com/mram-replaces-dram>.
- [37] B. B. Fraguela, J. Renau, P. Feautrier, D. Padua, and J. Torrellas, "Programming the FlexRAM Parallel Intelligent Memory System," in *PPoPP*, 2003.
- [38] A. Fukami, S. Ghose, Y. Luo, Y. Cai, and O. Mutlu, "Improving the Reliability of Chip-Off Forensic Analysis of NAND Flash Memory Devices," in *DFRWS EU*, 2017.
- [39] FuturePlus, "FS2800 DDR Detective," <http://www.futureplus.com/DDR-Detective-Standalone/summary-2800.html>.
- [40] S. Ghose, H. Lee, and J. F. Martinez, "Improving Memory Scheduling via Processor-Side Load Criticality Information," in *ISCA*, 2013.
- [41] D. Gruss, C. Maurice, and S. Mangard, "Rowhammer.js: A Remote Software-Induced Fault Attack in JavaScript," in *DIMVA*, 2016.
- [42] T. Hamamoto, S. Sugiura, and S. Sawada, "On the Retention Time Distribution of Dynamic Random Access Memory (DRAM)," *Electron Devices*, 1998.
- [43] H. Hassan, G. Pekhimenko, N. Vijaykumar, V. Seshadri, D. Lee, O. Ergin, and O. Mutlu, "ChargeCache: Reducing DRAM Latency by Exploiting Row Access Locality," in *HPCA*, 2016.
- [44] H. Hassan, N. Vijaykumar, S. Khan, S. Ghose, K. Chang, G. Pekhimenko, D. Lee, O. Ergin, and O. Mutlu, "SoftMC: A Flexible and Practical Open-Source Infrastructure for Enabling Experimental DRAM Studies," in *HPCA*, 2017.
- [45] P. Hazucha and C. Svensson, "Impact of CMOS Technology Scaling on the Atmospheric Neutron Soft Error Rate," *TNS*, 2000.
- [46] H. Hidaka, K. Fujishima, Y. Matsuda, M. Asakura, and T. Yoshihara, "Twisted Bit-Line Architectures for Multi-Megabit DRAMs," *JSSC*, 1989.
- [47] C. Hou, J.-F. Li, C.-Y. Lo, D.-M. Kwai, Y.-F. Chou, and C.-W. Wu, "An FPGA-Based Test Platform for Analyzing Data Retention Time Distribution of DRAMs," in *VLSI-DAT*, 2013.
- [48] K. Hsieh, E. Ebrahimi, G. Kim, N. Chatterjee, M. O'Connor, N. Vijaykumar, O. Mutlu, and S. W. Keckler, "Transparent Offloading and Mapping (TOM): Enabling Programmer-Transparent Near-Data Processing in GPU Systems," in *ISCA*, 2016.
- [49] K. Hsieh, S. Khan, N. Vijaykumar, K. K. Chang, A. Boroumand, S. Ghose, and O. Mutlu, "Accelerating Pointer Chasing in 3D-Stacked Memory: Challenges, Mechanisms, Evaluation," in *ICCD*, 2016.
- [50] J. Huang, C.-K. Ong, K.-T. Cheng, and C.-W. Wu, "An FPGA-Based Reconfigurable Functional Tester for Memory Chips," in *ATS*, 2000.
- [51] E. Ipek, O. Mutlu, J. F. Martinez, and R. Caruana, "Self-Optimizing Memory Controllers: A Reinforcement Learning Approach," in *ISCA*, 2008.
- [52] K. Itoh, *VLSI Memory Chip Design*. Springer Science & Business Media, 2013.
- [53] JEDEC, "204-Pin DDR3 SDRAM Unbuffered SODIMM Design Specification," 2014. <https://www.jedec.org/standards-documents/docs/module-42018>
- [54] T. S. Jung, "Memory Technology and Solutions Roadmap," [http://www.sec.co.kr/images/corp/ir/irevent/techforum\\_01.pdf](http://www.sec.co.kr/images/corp/ir/irevent/techforum_01.pdf), 2005.
- [55] U. Kang, H.-S. Yu, C. Park, H. Zheng, J. Halbert, K. Bains, S. Jang, and J. Choi, "Co-Architecting Controllers and DRAM to Enhance DRAM Process Scaling," in *The Memory Forum*, 2014.
- [56] Y. Kang, W. Huang, S.-M. Yoo, D. Keen, Z. Ge, V. Lam, P. Pattnaik, and J. Torrellas, "FlexRAM: Toward an Advanced Intelligent Memory System," in *ICCD*, 2012.
- [57] T. Kawahara *et al.*, "2 Mb SPRAM (SPin-Transfer Torque RAM) with bit-by-bit bi-directional current write and parallelizing-direction current read," *JSSC*, 2008.
- [58] B. Keeth, *DRAM Circuit Design: Fundamental and High-Speed Topics*. John Wiley & Sons, 2008.
- [59] D. Keezer, T. Chen, T. Moon, D. Stonecypher, A. Chatterjee, H. Choi, S. Kim, and H. Yoo, "An FPGA-Based ATE Extension Module for Low-Cost Multi-GHz Memory Test," in *ETS*, 2015.
- [60] S. Khan, D. Lee, Y. Kim, A. R. Alameldeen, C. Wilkerson, and O. Mutlu, "The Efficacy of Error Mitigation Techniques for DRAM Retention Failures: A Comparative Experimental Study," in *SIGMETRICS*, 2014.
- [61] S. Khan, D. Lee, and O. Mutlu, "PARBOR: An Efficient System-Level Technique to Detect Data-Dependent Failures in DRAM," in *DSN*, 2016.
- [62] S. Khan, C. Wilkerson, D. Lee, A. R. Alameldeen, and O. Mutlu, "A Case for Memory Content-Based Detection and Mitigation of Data-Dependent Failures in DRAM," *CAL*, 2016.
- [63] S. Khan, C. Wilkerson, Z. Wang, A. R. Alameldeen, D. Lee, and O. Mutlu, "Detecting and Mitigating Data-Dependent DRAM Failures by Exploiting Current Memory Content," in *MICRO*, 2017.
- [64] J. S. Kim, D. Senol, H. Xin, D. Lee, S. Ghose, M. Alser, H. Hassan, O. Ergin, C. Alkan, and O. Mutlu, "GRIM-Filter: Fast Seed Location Filtering in DNA Read Mapping Using Processing-in-Memory Technologies," *BMC Genomics*, 2018.
- [65] J. S. Kim, M. Patel, H. Hassan, and O. Mutlu, "The DRAM Latency PUF: Quickly Evaluating Physical Unclonable Functions by Exploiting the Latency-Reliability Tradeoff in Modern DRAM Devices," in *HPCA*, 2018.
- [66] K. Kim, "Technology for Sub-50nm DRAM and NAND Flash Manufacturing," in *IEDM*, 2005.
- [67] K. Kim and J. Lee, "A New Investigation of Data Retention Time in Truly Nanoscale DRAMs," *EDL*, 2009.
- [68] Y. Kim, R. Daly, J. Kim, C. Fallin, J. H. Lee, D. Lee, C. Wilkerson, K. Lai, and O. Mutlu, "Flipping Bits in Memory without Accessing Them: An Experimental Study of DRAM Disturbance Errors," in *ISCA*, 2014.
- [69] Y. Kim, V. Seshadri, D. Lee, J. Liu, and O. Mutlu, "A Case for Exploiting Subarray-Level Parallelism (SALP) in DRAM," in *ISCA*, 2012.
- [70] Y. Kim, D. Han, O. Mutlu, and M. Harchol-Balter, "ATLAS: A Scalable and High-Performance Scheduling Algorithm for Multiple Memory Controllers," in *HPCA*, 2010.

- [71] Y. Kim, M. Papamichael, O. Mutlu, and M. Harchol-Balter, "Thread Cluster Memory Scheduling: Exploiting Differences in Memory Access Behavior," in *MICRO*, 2010.
- [72] Y. Kim, W. Yang, and O. Mutlu, "Ramulator: A Fast and Extensible DRAM Simulator," in *CAL*, 2015.
- [73] P. M. Kogge, "EXECUBE-a New Architecture for Scaleable MPPs," in *ICPP*, 1994.
- [74] E. Kultursay, M. Kandemir, A. Sivasubramanian, and O. Mutlu, "Evaluating STT-RAM as an Energy-Efficient Main Memory Alternative," in *ISPASS*, 2013.
- [75] B. C. Lee, P. Zhou, J. Yang, Y. Zhang, B. Zhao, E. Ipek, O. Mutlu, and D. Burger, "Phase Change Technology and the Future of Main Memory," *IEEE Micro*, 2010.
- [76] B. C. Lee, E. Ipek, O. Mutlu, and D. Burger, "Architecting Phase Change Memory as a Scalable DRAM Alternative," in *ISCA*, 2009.
- [77] B. C. Lee, E. Ipek, O. Mutlu, and D. Burger, "Phase Change Memory Architecture and the Quest for Scalability," *CACM*, 2010.
- [78] C. J. Lee, V. Narasiman, O. Mutlu, and Y. N. Patt, "Improving Memory Bank-Level Parallelism in the Presence of Prefetching," in *MICRO*, 2009.
- [79] C. J. Lee, O. Mutlu, V. Narasiman, and Y. N. Patt, "Prefetch-Aware DRAM Controllers," in *MICRO*, 2008.
- [80] D. Lee, Y. Kim, G. Pekhimenko, S. Khan, V. Seshadri, K. Chang, and O. Mutlu, "Adaptive-Latency DRAM: Optimizing DRAM Timing for the Common-Case," in *HPCA*, 2015.
- [81] D. Lee, Y. Kim, V. Seshadri, J. Liu, L. Subramanian, and O. Mutlu, "Tiered-Latency DRAM: A Low Latency and Low Cost DRAM Architecture," in *HPCA*, 2013.
- [82] D. Lee, "Reducing DRAM Latency at Low Cost by Exploiting Heterogeneity," Ph.D. dissertation, Carnegie Mellon Univ., 2016.
- [83] D. Lee, S. Ghose, G. Pekhimenko, S. Khan, and O. Mutlu, "Simultaneous Multi-Layer Access: Improving 3D-Stacked Memory Bandwidth at Low Cost," in *TACO*, 2016.
- [84] D. Lee, S. Khan, L. Subramanian, S. Ghose, R. Ausavarungnirun, G. Pekhimenko, V. Seshadri, and O. Mutlu, "Design-Induced Latency Variation in Modern DRAM Chips: Characterization, Analysis, and Latency Reduction Mechanisms," *SIGMETRICS*, 2017.
- [85] D. Lee, L. Subramanian, R. Ausavarungnirun, J. Choi, and O. Mutlu, "Decoupled Direct Memory Access: Isolating CPU and IO Traffic by Leveraging a Dual-Data-Port DRAM," in *PACT*, 2015.
- [86] M. Lee and K. W. Park, "A Mechanism for Dependence of Refresh Time on Data Pattern in DRAM," *EDL*, 2010.
- [87] J. Liu, B. Jaiyen, R. Veras, and O. Mutlu, "RAIDR: Retention-Aware Intelligent DRAM Refresh," in *ISCA*, 2012.
- [88] J. Liu, B. Jaiyen, Y. Kim, C. Wilkerson, and O. Mutlu, "An Experimental Study of Data Retention Behavior in Modern DRAM Devices: Implications for Retention Time Profiling Mechanisms," in *ISCA*, 2013.
- [89] Y. Luo, Y. Cai, S. Ghose, J. Choi, and O. Mutlu, "WARM: Improving NAND Flash Memory Lifetime with Write-Hotness Aware Retention Management," in *MSST*, 2015.
- [90] Y. Luo, S. Ghose, Y. Cai, E. F. Haratsch, and O. Mutlu, "Enabling Accurate and Practical Online Flash Channel Modeling for Modern MLC NAND Flash Memory," *JSAC*, 2016.
- [91] Y. Luo, S. Ghose, Y. Cai, E. F. Haratsch, and O. Mutlu, "HeatWatch: Improving 3D NAND Flash Memory Device Reliability by Exploiting Self-Recovery and Temperature Awareness," in *HPCA*, 2018.
- [92] Y. Luo, S. Govindan, B. Sharma, M. Santaniello, J. Meza, A. Kansal, J. Liu, B. Khessib, K. Vaid, and O. Mutlu, "Characterizing Application Memory Error Vulnerability to Optimize Datacenter Cost via Heterogeneous-Reliability Memory," in *DSN*, 2014.
- [93] J. A. Mandelman, R. H. Dennard, G. B. Bronner, J. K. DeBrosse, R. Divakaruni, Y. Li, and C. J. Radens, "Challenges and Future Directions for the Scaling of Dynamic Random-Access Memory (DRAM)," *IBM JRD*, 2002.
- [94] J. Meza, Y. Luo, S. Khan, J. Zhao, Y. Xie, and O. Mutlu, "A Case for Efficient Hardware-Software Cooperative Management of Storage and Memory," in *WEED*, 2013.
- [95] J. Meza, Q. Wu, S. Kumar, and O. Mutlu, "Revisiting Memory Errors in Large-Scale Production Data Centers: Analysis and Modeling of New Trends from the Field," in *DSN*, 2015.
- [96] Micron, "3D XPoint Memory," <http://www.micron.com/about/innovations/3d-xpoint-technology>, 2016.
- [97] T. Moscibroda and O. Mutlu, "Memory Performance Attacks: Denial of Memory Service in Multi-Core Systems," in *USENIX Security*, 2007.
- [98] T. Moscibroda and O. Mutlu, "Distributed Order Scheduling and Its Application to Multi-core DRAM Controllers," in *PODC*, 2008.
- [99] W. Mueller *et al.*, "Challenges for the DRAM Cell Scaling to 40nm," in *IEDM*, 2005.
- [100] J. Mukundan and J. F. Martinez, "MORSE: Multi-objective Reconfigurable Self-optimizing Memory Scheduler," in *HPCA*, 2012.
- [101] S. P. Muralidhara, L. Subramanian, O. Mutlu, M. Kandemir, and T. Moscibroda, "Reducing Memory Interference in Multicore Systems via Application-Aware Memory Channel Partitioning," in *MICRO*, 2011.
- [102] O. Mutlu, "Memory Scaling: A Systems Architecture Perspective," *IMW*, 2013.
- [103] O. Mutlu, "The RowHammer Problem and Other Issues We May Face as Memory Becomes Denser," in *DATE*, 2017.
- [104] O. Mutlu and T. Moscibroda, "Stall-Time Fair Memory Access Scheduling for Chip Multiprocessors," in *MICRO*, 2007.
- [105] O. Mutlu and T. Moscibroda, "Parallelism-Aware Batch Scheduling: Enhancing Both Performance and Fairness of Shared DRAM Systems," in *ISCA*, 2008.
- [106] O. Mutlu and L. Subramanian, "Research Problems and Opportunities in Memory Systems," *SUPERFRI*, 2014.
- [107] H. Naeimi, C. Augustine, A. Raychowdhury, S.-L. Lu, and J. Tschanz, "STT-RAM Scaling and Retention Failure," *Intel Technology Journal*, 2013.
- [108] Y. Nakagome, M. Aoki, S. Ikenaga, M. Horiguchi, S. Kimura, Y. Kawamoto, and K. Itoh, "The Impact of Data-Line Interference Noise on DRAM Scaling," *JSSC*, 1988.
- [109] S. Nassif, "Delay Variability: Sources, Impacts and Trends," in *ISSCC*, 2000.
- [110] Nickel Electronics, "DRAM Memory Testing," <https://www.nickelectronics.com/memory-testing/>.
- [111] M. Oskin, F. T. Chong, and T. Sherwood, "Active Pages: A Computation Model for Intelligent Memory," in *ISCA*, 1998.
- [112] M. Patel, J. S. Kim, and O. Mutlu, "The Reach Profiler (REAPER): Enabling the Mitigation of DRAM Retention Failures via Profiling at Aggressive Conditions," in *ISCA*, 2017.
- [113] D. Patterson, T. Anderson, N. Cardwell, R. Fromm, K. Keeton, C. Kozyrakis, R. Thomas, and K. Yelick, "A Case for Intelligent RAM," *IEEE Micro*, 1997.
- [114] B. Querebach, R. Khanna, D. Blankenbecker, Y. Zhang, R. T. Anderson, D. G. Ellis, Z. T. Schoenborn, S. Deyati, and P. Chiang, "A Reusable BIST with Software Assisted Repair Technology for Improved Memory and IO Debug, Validation and Test Time," in *ITC*, 2014.
- [115] B. Querebach, R. Khanna, S. Puligundla, D. Blankenbecker, J. Crop, and P. Chiang, "Architecture of a Reusable BIST Engine for Detection and Auto Correction of Memory Failures and for IO Debug, Validation, Link Training, and Power Optimization on 14nm SOC," *IEEE D&T*, 2016.
- [116] M. K. Qureshi, V. Srinivasan, and J. A. Rivers, "Scalable High Performance Main Memory System Using Phase-Change Memory Technology," in *ISCA*, 2009.
- [117] M. Qureshi, D.-H. Kim, S. Khan, P. Nair, and O. Mutlu, "AVATAR: A Variable-Retention-Time (VRT) Aware Refresh for DRAM Systems," in *DSN*, 2015.
- [118] Ramulator Source Code, <https://github.com/CMU-SAFARI/ramulator>.
- [119] S. Raoux *et al.*, "Phase-Change Random Access Memory: A Scalable Technology," *IBM JRD*, 2008.
- [120] K. Razavi, B. Gras, E. Bosman, B. Preneel, C. Giuffrida, and H. Bos, "Flip Feng Shui: Hammering a Needle in the Software Stack," in *USENIX Security*, 2016.
- [121] M. Recker, B. F. Cockburn, and D. G. Elliott, "An Investigation into Crosstalk Noise in DRAM Structures," in *MTDT*, 2002.
- [122] J. Ren, J. Zhao, S. Khan, J. Choi, Y. Wu, and O. Mutlu, "ThyNVM: Enabling Software-Transparent Crash Consistency in Persistent Memory Systems," in *MICRO*, 2015.
- [123] P. J. Restle, J. W. Park, and B. F. Lloyd, "DRAM Variable Retention Time," in *IEDM*, 1992.
- [124] S. Rixner, W. J. Dally, U. J. Kapasi, P. Mattson, and J. D. Owens, "Memory Access Scheduling," in *ISCA*, 2000.
- [125] SAFARI Research Group, "SoftMC - GitHub Repository," <https://github.com/CMU-SAFARI/SoftMC>.
- [126] B. Schroeder, E. Pinheiro, and W.-D. Weber, "DRAM Errors in the Wild: A Large-Scale Field Study," in *SIGMETRICS*, 2009.
- [127] M. Seaborn and T. Dullien, "Exploiting the DRAM Rowhammer Bug to Gain Kernel Privileges," <https://googleprojectzero.blogspot.com/2015/03/exploiting-dram-rowhammer-bug-to-gain.html>, 2015.
- [128] M. Seaborn and T. Dullien, "Exploiting the DRAM Rowhammer Bug to Gain Kernel Privileges," in *Black Hat*, 2015.
- [129] V. Seshadri, K. Hsieh, A. Boroum, D. Lee, M. A. Kozuch, O. Mutlu, P. B. Gibbons, and T. C. Mowry, "Fast Bulk Bitwise AND and OR in DRAM," in *CAL*, 2015.
- [130] V. Seshadri *et al.*, "RowClone: Fast and Energy-Efficient in-DRAM Bulk Data Copy and Initialization," in *MICRO*, 2013.
- [131] V. Seshadri, D. Lee, T. Mullins, H. Hassan, A. Boroumand, J. Kim, M. A. Kozuch, O. Mutlu, P. B. Gibbons, and T. C. Mowry, "Ambit: In-Memory Accelerator for Bulk Bitwise Operations Using Commodity DRAM Technology," in *MICRO*, 2017.
- [132] V. Seshadri, T. Mullins, A. Boroumand, O. Mutlu, P. B. Gibbons, M. A. Kozuch, and T. C. Mowry, "Gather-Scatter DRAM: In-DRAM Address Translation to Improve the Spatial Locality of Non-Unit Strided Accesses," in *MICRO*, 2015.
- [133] D. E. Shaw, S. J. Stolfo, H. Ibrahim, B. Hillyer, G. Wiederhold, and J. Andrews, "The NON-VON Database Machine: A Brief Overview," *IEEE DEB*, 1981.
- [134] W. Shin, J. Yang, J. Choi, and L.-S. Kim, "NUAT: A Non-Uniform Access Time Memory Controller," in *HPCA*, 2014.
- [135] V. Sridharan, N. DeBardeleben, S. Blanchard, K. B. Ferreira, J. Stearley, J. Shalf, and S. Gurumurthi, "Memory Errors in Modern Systems: The Good, the Bad, and the Ugly," in *ASPLOS*, 2015.
- [136] V. Sridharan, J. Stearley, N. DeBardeleben, S. Blanchard, and S. Gurumurthi, "Feng Shui of Supercomputer Memory: Positional Effects in DRAM and SRAM Faults," in *SC*, 2013.
- [137] G. Srinivasan, P. Murley, and H. Tang, "Accurate, Predictive Modeling of Soft Error Rate Due to Cosmic Rays and Chip Alpha Radiation," in *IRPS*, 1994.
- [138] H. S. Stone, "A Logic-in-Memory Computer," *IEEE TC*, 1970.
- [139] D. B. Strukov, G. S. Snider, D. R. Stewart, and R. S. Williams, "The Missing Memristor Found," *Nature*, 2008.

- [140] L. Subramanian, D. Lee, V. Seshadri, H. Rastogi, and O. Mutlu, "The Blacklisting Memory Scheduler: Achieving High Performance and Fairness at Low Cost," in *ICCD*, 2014.
- [141] B. Sukhwani, T. Roewer, C. L. Haymes, K.-H. Kim, A. J. McPadden, D. M. Dreps, D. Sanner, J. Van Lunteren, and S. Asaad, "ConTutto: A Novel FPGA-Based Prototyping Platform Enabling Innovation in the Memory Subsystem of a Server Class Processor," in *MICRO*, 2017.
- [142] Teradyne, "Magnum Memory Test System," <http://www.teradyne.com/products/semiconductor-test/magnum>.
- [143] S. Tomishima, Personal Communication, Dec. 2016.
- [144] V. van der Veen, Y. Fratantonio, M. Lindorfer, D. Gruss, C. Maurice, G. Vigna, H. Bos, K. Razavi, and C. Giuffrida, "Drammer: Deterministic Rowhammer Attacks on Mobile Platforms," in *CCS*, 2016.
- [145] R. K. Venkatesan, S. Herr, and E. Rotenberg, "Retention-Aware Placement in DRAM (RAPID): Software Methods for Quasi-Non-Volatile DRAM," in *HPCA*, 2006.
- [146] H.-S. P. Wong, S. Raoux, S. Kim, J. Liang, J. P. Reifenberg, B. Rajendran, M. Asheghi, and K. E. Goodson, "Phase Change Memory," *Proc. IEEE*, 2010.
- [147] H.-S. P. Wong, H.-Y. Lee, S. Yu, Y.-S. Chen, Y. Wu, P.-S. Chen, B. Lee, F. T. Chen, and M.-J. Tsai, "Metal-Oxide RRAM," *Proc. IEEE*, 2012.
- [148] Y. Xiao, X. Zhang, Y. Zhang, and M. Teodorescu, "One Bit Flips, One Cloud Flops: Cross-VM Row Hammer Attacks and Privilege Escalation," in *USENIX Security*, 2016.
- [149] D. S. Yaney, C.-Y. Lu, R. A. Kohler, M. J. Kelly, and J. T. Nelson, "A Meta-Stable Leakage Phenomenon in DRAM Charge Storage - Variable Hold Time," in *IEDM*, 1987.
- [150] C. Yang, J.-F. Li, Y.-C. Yu, K.-T. Wu, C.-Y. Lo, C.-H. Chen, J.-S. Lai, D.-M. Kwai, and Y.-F. Chou, "A Hybrid Built-In Self-Test Scheme for DRAMs," in *VLSI-DAT*, 2015.
- [151] H. Yang, S.-H. Kuo, T.-H. Huang, C.-H. Chen, C. Lin, and M. C.-T. Chao, "Random Pattern Generation for Post-Silicon Validation of DDR3 SDRAM," in *VTS*, 2015.
- [152] Y. You and J. Hayes, "A Self-Testing Dynamic RAM Chip," *TED*, 1985.
- [153] P. Zhou, B. Zhao, J. Yang, and Y. Zhang, "A Durable and Energy Efficient Main Memory Using Phase Change Memory Technology," in *ISCA*, 2009.
- [154] W. K. Zuravleff and T. Robinson, "Controller for a Synchronous DRAM That Maximizes Throughput by Allowing Memory Requests and Commands to Be Issued Out of Order," US Patent No. 5,630,096, 1997.