

Series Expansion of Critical Densities for Percolation on \mathbb{Z}^d

Stephan Mertens^{1,2} and Cristopher Moore²

¹Institut für Physik, Otto-von-Guericke Universität, PF 4120, 39016 Magdeburg, Germany

²Santa Fe Institute, 1399 Hyde Park Rd, Santa Fe, NM 87501, USA

E-mail: mertens@ovgu.de, moore@santafe.edu

Abstract. We study proper lattice animals for bond- and site-percolation on the hypercubic lattice \mathbb{Z}^d to derive asymptotic series of the critical densities p_c in $1/d$. The first few terms of these series were computed in the 1970s, but the series have not been extended since then. We add two more terms to the series for p_c^{site} and one more term to the series for p_c^{bond} , using a combination of brute-force enumeration, combinatorial identities and an approach based on Padé approximants, which requires much less resources than the classical method. We discuss why it took 40 years to compute these terms, and what it would take to compute the next ones. En passant, we present new perimeter polynomials for site and bond percolation and numerical values for the growth rate of bond animals.

PACS numbers: 64.60.ah, 64.60.an, 02.10.Ox, 05.10.-a

1. Introduction

Forty years ago, two papers appeared in the physics literature, each containing the first few terms of a remarkable series for the critical percolation density on the hypercube \mathbb{Z}^d . The first paper, by Gaunt, Sykes, and Ruskin [1], presented a series expansion for the critical density for site percolation on the d -dimensional cubic lattice \mathbb{Z}^d ,

$$p_c^{\text{site}}(d) = \sigma^{-1} + \frac{3}{2}\sigma^{-2} + \frac{15}{4}\sigma^{-3} + \frac{83}{4}\sigma^{-4} + O(\sigma^{-5}) \quad (1)$$

where $\sigma = 2d - 1$. The second paper, by Gaunt and Ruskin [2], gave the corresponding series for bond percolation,

$$p_c^{\text{bond}}(d) = \sigma^{-1} + \frac{5}{2}\sigma^{-3} + \frac{15}{2}\sigma^{-4} + 57\sigma^{-5} + O(\sigma^{-6}). \quad (2)$$

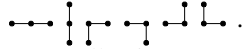
It is known that the series expansion for $p_c^{\text{bond}}(d)$ has rational coefficients to all orders [3], and the terms up through σ^{-3} have been established rigorously [4]. A crucial tool in these proofs is the lace expansion for the two-point connectivity function for percolation, which can also be used to prove that mean-field behavior takes over in sufficiently high dimensions (e.g. [5,6] and references therein).

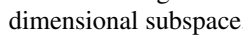
Despite decades of active research in percolation by physicists and mathematicians, these series have not yet been extended. In this contribution we extend both series by computing additional terms, namely the coefficients of σ^{-6} for p_c^{bond} , and the coefficients of σ^{-5} and σ^{-6} for p_c^{site} . To do all this we use enumerations of lattice animals that require a large amount of computation, new and recent analytical results and finally a new method to derive the series from the available data.

The paper is organized as follows. In Section 2 we introduce lattice animals and perimeter polynomials, focusing on bond animals. In Section 3 we review the methods of [2] that take us from perimeter polynomials to the series expansion for p_c^{bond} , and use our recent enumeration results to derive the next term in the series. In Section 4 we discuss the computational resources needed to carry out these enumerations, and the fact that a purely brute-force approach would take over a year given current resources. In Section 5 we prove a set of analytic results which let us avoid the most costly enumerations, bringing this calculation within reach. We discuss site animals and apply the same techniques to site percolation in Section 6, using the methods of [1] to obtain the next term in the series for p_c^{site} . In Section 7 we report on a new method based on Padé approximants to derive the series for p_c . We prove that the convergence of this method is equivalent to that of the classical approach of [1, 2]. However, the Padé method requires much less data, allowing us to add yet another term to the series for p_c^{site} using existing data. Finally, we conclude in Section 8, and discuss the challenge of pushing these series even further.

2. From Lattice Animals to Perimeter Polynomials

The starting point of series expansions like (1) and (2) is the counting of lattice animals. We start with the animals relevant to bond percolation, and reserve the (somewhat simpler) discussion of site animals for Section 6.

A *bond animal* is a connected set of edges of the hypercubic lattice. Two animals are considered distinct if they differ by a rotation or reflection, but not by translation. We define the *size* of a bond animal as the number e of edges in it. For instance, in the two-dimensional lattice there are two bond animals of size 1 and six of size 2, namely, .

Following Lunnon [7], we say an animal is *proper in k dimensions* if its edges span a k -dimensional subspace. For instance, the animals  are proper in 1 dimension, and when projected into that dimension they are identical. We denote the number of animals of size e proper in k dimensions as $G_e^{(k)}$. Since such an animal can be embedded in the d -dimensional lattice in $\binom{d}{k}$ different ways, the total number of lattice animals of size e in d dimensions is

$$A_d(e) = \sum_{k=1}^e \binom{d}{k} G_e^{(k)}. \quad (3)$$

For instance, we have $G_2^{(1)} = 1$ and $G_2^{(2)} = 4$.

In order to compute the total probability that an edge belongs to a connected cluster of a given size, we also need to classify bond animals according to their perimeter, i.e., the number of edges that are incident to but not part of the cluster, and their number of vertices. Figure 1 shows all 86 animals of size $e = 4$ that are proper in 2 dimensions, classified by their perimeter t and number of vertices v . We denote the number of bond animals proper in dimension k of size e , perimeter t and number of vertices v by $G_{e,t,v}^{(k)}$. From Figure 1 we see that

$$G_{4,12,5}^{(2)} = 53 \quad G_{4,11,5}^{(2)} = 32 \quad G_{4,8,4}^{(2)} = 1.$$

Note that we define t as the number of perimeter edges that live in the subspace spanned by the animal.

Once we know the numbers $G_{e,t,v}^{(k)}$ for a given e , we can compute the perimeter polynomial

$$D_e(q) = \sum_{k=1}^e \sum_{t,v} \binom{d}{k} G_{e,t,v}^{(k)} q^{t+2(d-k)v}. \quad (4)$$

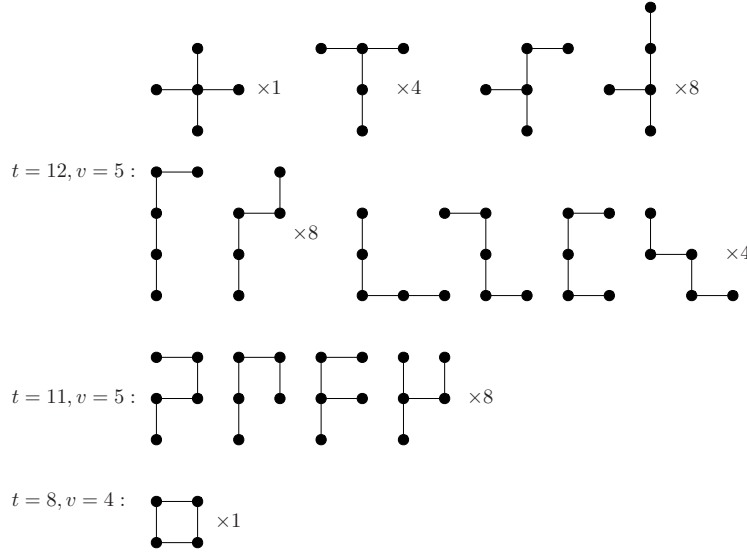


Figure 1. The $G_4^{(2)} = 86$ bond animals of size $e = 4$ proper in 2 dimensions, classified by their perimeter t and the number of vertices v . There are 15 different shapes up to rotation and reflection, and the notation $\times 8$ etc. gives the number of animals corresponding to each one.

This arises by noting that when a bond animal proper in k dimensions is embedded in $d \geq k$ dimensions, it has $2(d-k)v$ additional perimeter edges pointing “up” and “down” in the other $d-k$ dimensions. Summing over all embeddings of such an animal in d dimensions, and summing over all k , t , and v , gives (4). Comparing to (3), we see that $D_e(1) = A_d(e)$.

The perimeter polynomials allow us to express quantities such as the expected size S of the cluster to which a random occupied edge belongs [2]. In particular,

$$S = \frac{1}{dp} \sum_e e^2 p^e D_e(1-p). \quad (5)$$

To see this, focus on a particular edge in the lattice, say between $u = (0, 0, \dots, 0)$ and $v = (1, 0, \dots, 0)$. The probability that (u, v) is occupied and belongs to a particular translation of a particular animal of size e and total perimeter $t + 2(d-k)v$ is $p^e(1-p)^{t+2(d-k)v}$. Summing over all translations and averaging over all rotations, (u, v) can appear in each animal of size e in e/d different ways, since a fraction d of the edges in all rotations lie along this axis. Thus each animal counted by $G_{e,t,v}^{(k)}$ contributes $p^e(1-p)^{t+2(d-k)v}e/d$ to the probability that (u, v) is occupied and part of a cluster of size e , and $p^e(1-p)^t e^2/d$ to the expected size of the cluster. Since S is the expected size conditioned on the event that (u, v) is occupied, we divide by the probability p of this event. Finally, summing over all e gives (5).

3. From Perimeter Polynomials to the Series Expansion for the Threshold

We now follow Gaunt and Ruskin [2] in using the perimeter polynomials, and their behavior for large d , to compute a high-dimension (or low-density) expansion for the critical density p_c^{bond} . First we rewrite (5) slightly and expand the expected cluster size S in powers of p ,

$$dpS = \sum_e e^2 p^e D_e(1-p) \triangleq \sum_{r=1}^{\infty} b_r p^r. \quad (6)$$

(In [2] the authors write b'_r instead of b_r .) Now suppose that b_r grows exponentially in the limit of large r ,

$$b_r \sim \mu^r,$$

where μ depends only on d . In that case, the right-hand side of (6), and the expected cluster size S , diverge precisely when $p \geq p_c^{\text{bond}}$ where

$$p_c^{\text{bond}} = 1/\mu.$$

Thus our goal is to compute

$$\ln \mu = \lim_{r \rightarrow \infty} \frac{1}{r} \ln b_r. \quad (7)$$

and in particular its behavior for large d . In the limit $d \rightarrow \infty$, we expect μ to approach its mean-field value $\sigma = 2d - 1$, the branching ratio of the lattice: that is, the number of children each edge would have if the lattice were a tree.

As we discuss below, through a mixture of brute-force enumeration and analytic results we obtain explicit formulas for $D_e(q)$ for $e \leq 11$, which we exhibit in Appendix A. Since b_r depends only on D_e for $e \leq r$, these formulas allow us to compute b_r for $r \leq 11$ directly. We can extend this to $r = 12$ by noticing that b_r depends on D_r only through $D_r(1) = A_d(r)$, i.e., on the total number of animals in each dimension regardless of their perimeter, since the factor $(1-p)^t$ only contributes to higher-order terms. Moreover, following [8], we can deduce $D_r(1)$ from $D_e(q)$ for $e < r$ from the fact that the total probability of belonging to any animal is p :

$$\sum_{e=1}^{\infty} e p^e D_e(1-p) = dp. \quad (8)$$

For any $r > 1$, the coefficient of p^r in the left-hand side is zero. Thus we have

$$D_r(1) = A_d(r) = -\frac{1}{r} \left[\sum_{e=1}^{r-1} e p^e D_e(1-p) \right]_r, \quad (9)$$

where $[f(p)]_r$ denotes the coefficient of p_r in the power series of $f(p)$. In Appendix A we use this to derive $D_{12}(1)$.

Since D_e is a degree- e polynomial in d , it follows that b_r is a degree- r polynomial in d , or equivalently a degree- r polynomial in $\sigma = 2d - 1$. We give these polynomials explicitly in Appendix B, and for $r > 1$ the leading term σ^r indeed matches the mean-field limit. If we expand b_r/σ^r in powers of σ^{-1} , our hope is that the correction terms stabilize as r increases. Our computations are consistent with the following extrapolations to large r , where the terms up to $r \geq 8$ appeared in [2]:

$$\begin{aligned} \frac{b_r}{\sigma^r} &= 1 + \sigma^{-1} & (r \geq 2) \\ &+ \left(\frac{17}{2} - \frac{5r}{2} \right) \sigma^{-2} & (r \geq 4) \\ &+ (57 - 10r) \sigma^{-3} & (r \geq 6) \\ &+ \left(550 - \frac{661r}{8} + \frac{25r^2}{8} \right) \sigma^{-4} & (r \geq 8) \\ &+ \left(\frac{67933}{12} - \frac{15503r}{24} + \frac{175r^2}{8} \right) \sigma^{-5} & (r \geq 10) \\ &+ O(\sigma^{-6}) & \end{aligned} \quad (10)$$

These extrapolations are not rigorous. We find these polynomials by fitting them to the coefficients of b_r , and assuming as in [2] that the coefficient of σ^{-j} is a polynomial in r of degree $\lfloor j/2 \rfloor$. Indeed, the last coefficient was derived by fitting a quadratic function of r to just three points, for $r = 10, 11, 12$. This is clearly dangerous. On the other hand, our confidence is bolstered by the fact that, if we assume b_r has this form for large r and take its logarithm, the terms that are quadratic and higher-order in r cancel, giving

$$\begin{aligned} \ln b_r = & r \ln \sigma + \sigma^{-1} + \left(8 - \frac{5r}{2}\right) \sigma^{-2} + \left(\frac{293}{6} - \frac{15r}{2}\right) \sigma^{-3} \\ & + \left(\frac{3721}{8} - \frac{431r}{8}\right) \sigma^{-4} + \left(\frac{71213}{15} - \frac{2315r}{6}\right) \sigma^{-5} + O(\sigma^{-6}), \end{aligned} \quad (11)$$

where as in (10) the coefficient of σ^{-j} holds for $r \geq 2j$. Thus we can take the limit $r \rightarrow \infty$ defined in (7), giving

$$\ln \mu = \ln \sigma - \frac{5r}{2} \sigma^{-2} - \frac{15r}{2} \sigma^{-3} - \frac{431r}{8} \sigma^{-4} - \frac{2315r}{6} \sigma^{-5} - O(\sigma^{-6}). \quad (12)$$

Finally, exponentiating this gives

$$p_c^{\text{bond}} = \frac{1}{\mu} = \sigma^{-1} + \frac{5}{2} \sigma^{-3} + \frac{15}{2} \sigma^{-4} + 57 \sigma^{-5} + \frac{4855}{12} \sigma^{-6} + O(\sigma^{-7}), \quad (13)$$

extending the series (2) from [2] by one more term.

In the succeeding sections we will show how a combination of brute-force enumeration and new analytic results allowed us to obtain $D_1(q), \dots, D_{11}(q)$. Indeed, without these analytic results we would have required months of additional computation to obtain the new term in (13).

4. Computer Enumerations of Bond Animals

Computerized enumerations of lattice animals have a long tradition in statistical mechanics. The first algorithm was published by Martin in 1974 [9]. The classical algorithm for counting lattice animals is due to Redelmeier [10]. Originally developed for the square lattice, Redelmeier's algorithm was later shown to work on arbitrary lattices and in high dimensions [11] and to be efficiently parallelizable [12]. For two dimensional lattices there is a much faster counting method based on transfer matrices [13], but for $d \geq 3$ Redelmeier's algorithm is still the most efficient known way to count lattice animals.

For counting in high dimensions one faces the problem of storing a piece of the lattice large enough to hold all possible animals of a given size. The most naive approach of using a d -dimensional hypercube of side length $2e + 1$ for animals of size e requires terabytes of memory for the dimensions and sizes we study here. We can reduce the memory requirements to megabytes by using a d -dimensional ℓ_1 ball of radius e instead, i.e., a generalized octahedron, since its volume is only $1/d!$ times that of the hypercube. Using this idea, extensive enumerations of site animals on high-dimensional lattices were performed in [8].

More generally, Redelmeier's algorithm takes the adjacency matrix of any graph as input and counts the animals on that graph. This lets us use the same approach for bond animals, since we can compute the adjacency matrix of the "line graph" or "covering graph," whose vertices are the edges of the original ball and where two edges are adjacent if they share a vertex. The code to compute these graphs and the implementation of Redelmeier's algorithm can be downloaded from our project website [14]. For a detailed description of the counting

e	$d = 2$	$d = 3$	$d = 4$
13	79 810 756	208 438 845 633	26 980 497 086 268
14	386 458 826	1 979 867 655 945	384 428 067 086 544
15	1 880 580 352	18 948 498 050 586	5 527 398 761 722 192
16	9 190 830 700	182 549 617 674 339	
17	45 088 727 820	1 768 943 859 449 895	
18	221 945 045 488	17 230 208 981 859 485	
19	1 095 798 917 674		
20	5 424 898 610 958		
21	26 922 433 371 778		
22	133 906 343 014 110		
23	667 370 905 196 930		
24	3 332 257 266 746 004		

Table 1. Number of bond lattice animals $A_d(e)$. We also know $A_5(13) = 900\,703\,198\,101\,845$ and $A_6(13) = 14\,054\,816\,418\,877\,200$. Values of $A_d(e)$ for $e \leq 12$ and general d can be computed from (3) and the perimeter polynomials in Appendix A.

algorithm we refer to [8]. Here we focus on the time complexity of the algorithm and how this limits the size of the animals that we can count.

While its memory requirements are modest, Redelmeier's algorithm counts lattice animals of a given size by actually constructing all of them. Hence its running time scales essentially as $A_d(e)$, the total number of lattice animals of size e in dimension d . These cluster numbers $A_d(e)$ grow asymptotically as

$$A_d(e) \sim C \lambda_d^e e^{-\theta_d} \left(1 + \frac{b}{e^\Delta} + \text{corrections} \right). \quad (14)$$

Here the exponents θ_d and Δ are universal constants, i.e., their value depends on the dimension d but not on the underlying lattice, while C , b , and the growth rate λ_d are nonuniversal, lattice-dependent quantities [15]. This universality facilitates the computation of θ_d for some values of d using field-theoretic arguments. In particular, $\theta_2 = 1$ and $\theta_3 = 3/2$ [16, 17], $\theta_4 = 11/6$ [18] and $\theta_d = 5/2$ (the mean-field value) for $d \geq d_c = 8$, the critical dimension for animal growth [19].

Values of $A_d(e)$ for $e \leq 12$ and general dimension d can be computed from (3) and the perimeter polynomials in Appendix A. For some values of d we have enumerated animals larger than $e = 12$, see Table 1. The enumeration data for $A_d(e)$ can be used to estimate both λ_d and θ_d . For that we compute $\lambda_d(e)$ and $\theta_d(e)$ as the solutions of the system

$$\ln A_d(e-k) = \ln C + (e-k) \ln \lambda_d(e) - \theta_d(e) \ln(e-k) \quad (15)$$

for $k = 0, 1, 2$. We need three equations to eliminate the constant $\ln C$. The growth rate λ_d and exponent θ_d are obtained by extrapolating the numbers $\lambda_d(e)$ and $\theta_d(e)$ to $e \rightarrow \infty$. From (14) we expect that

$$\ln \lambda_d(e) \sim \ln \lambda_d + \frac{b}{e^{\Delta+1}} \quad (16)$$

for large values of e . We used the data points $\lambda_d(e)$ to fit the parameters $\ln \lambda_d$, b and Δ in (16). A plot of $\log \lambda_d(e)$ versus $e^{-(\Delta+1)}$ (Figure 2) then shows that the data points in fact scale like (16). The resulting estimates for $\ln \lambda_d$ are listed in Table 2. The growth rate λ_d increases linearly with d , see Figure 3.

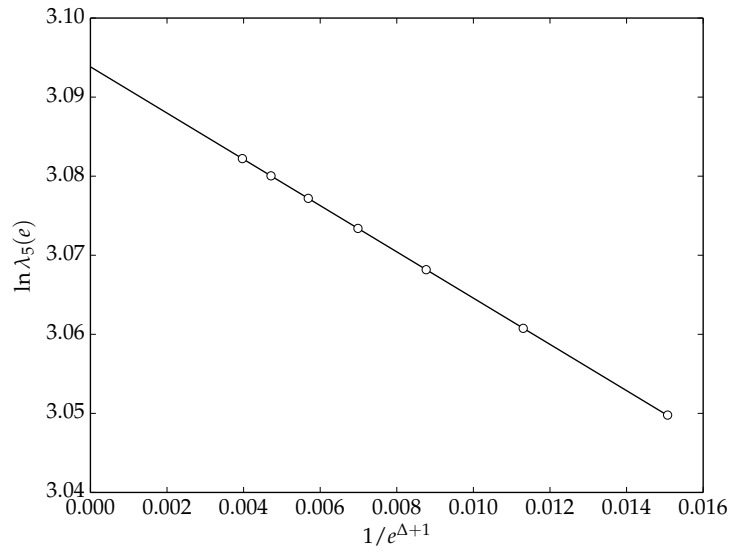


Figure 2. Bond animal growth rate λ_d for $d = 5$.

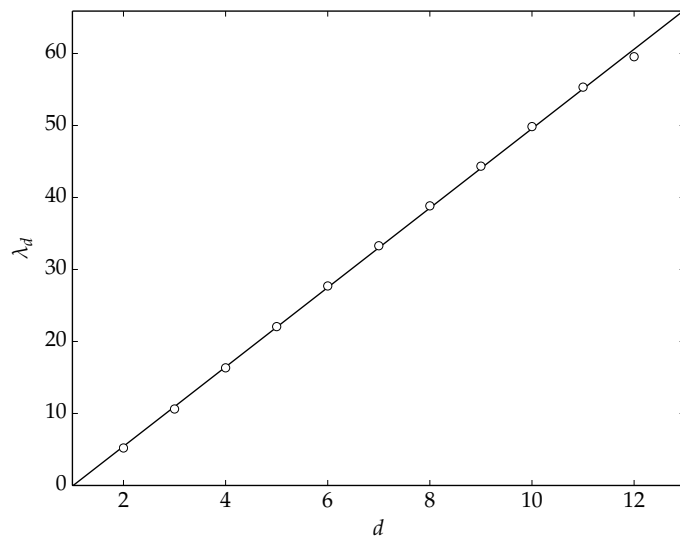


Figure 3. Growth rate λ_d of the number of bond animals in d dimensions.

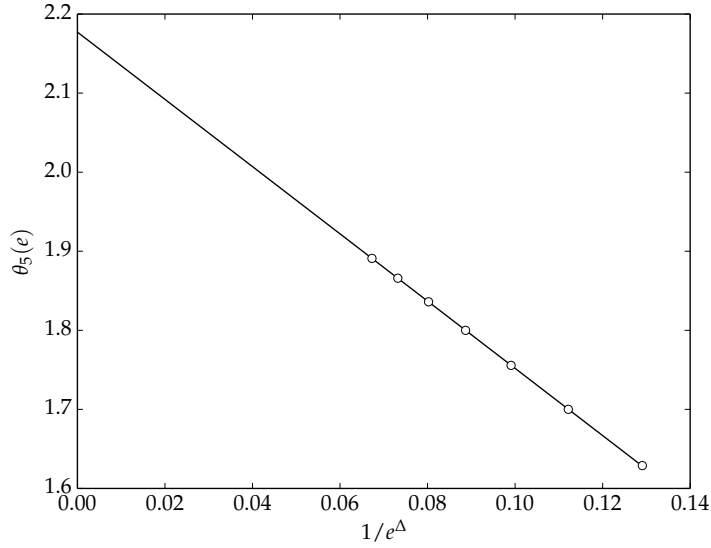


Figure 4. Exponent θ_d for $d = 5$.

d	$\log \lambda_d$	Θ_d	
	enum.	enum.	exact, MC
2	1.650	0.99	1
3	2.362	1.52	3/2
4	2.793	1.90	11/6
5	3.093	2.18	2.080(7)
6	3.322	2.34	2.261(12)
7	3.505	2.42	2.40(2)
8	3.659	2.47	5/2
9	3.792	2.49	5/2
10	3.909	2.50	5/2
11	4.013	2.51	5/2
12	4.107	2.52	5/2

Table 2. Growth rates λ_d and exponents θ_d obtained from extrapolating the enumeration data. The column marked “exact, MC” contains exact values from field-theoretic arguments or values from large scale Monte Carlo simulations [20, 21].

The same approach can be used to compute the exponent θ_d . Here we expect

$$\theta_d(e) \sim \theta_d + \frac{b}{e^\Delta}. \quad (17)$$

Figure 4 shows that $\theta_d(e)$ in fact scales like (17). The resulting estimates for θ_d (Table 2) deviate from the Monte Carlo results and the exact values by no more than 5%, a deviation most likely induced by the extrapolation $e \rightarrow \infty$.

Now, for practical enumerations we have to face the fact that the running time grows exponentially with the size of the animals, and that the associated growth rate λ_d is an increasing function of d . Hence the hardest enumeration tasks are those with large size e

CPU	frequency	nodes×cpus×cores	memory/core
E5-1620	3.60 GHz	$1 \times 2 \times 4$	4.0 GByte
E5-2630	2.30 GHz	$5 \times 4 \times 6$	5.3 GByte
E5-2630v2	2.60 GHz	$5 \times 4 \times 6$	5.3 GByte
E5-2640v4	2.40 Ghz	$3 \times 4 \times 10$	6.4 GByte

Table 3. Computing machinery used for the enumerations in this paper. All CPUs are Intel® Xeon®.

in high dimension d . In particular, to compute the next term of the series (2), we have to enumerate animals with $e = 11$ in $d = 8, 9, 10, 11$ while keeping track of their perimeter and number of vertices, i.e., compute $G_{e,t,v}^{(d)}$ for all t and v . On our Linux cluster with 368 cores (Table 3), doing this for $e = 11$ in $d = 8$ took 12 days and 6 hours wall clock time. The running times for the next few values of d can be estimated by extrapolation as

$$(d = 9, e = 11) \rightarrow 47 \text{ days,}$$

$$(d = 10, e = 11) \rightarrow 181 \text{ days,}$$

$$(d = 11, e = 11) \rightarrow 624 \text{ days.}$$

Thus $d = 9$ would take about 7 weeks, while $d = 10$ would take months and $d = 11$ would take over a year. Luckily we can spare ourselves all three of these tasks by computing the corresponding perimeter polynomials analytically—that is, by providing explicit formulas for $G_{e,t,v}^{(e)}$, $G_{e,t,v}^{(e-1)}$, and $G_{e,t,v}^{(e-2)}$. We do this in the next section.

5. Analytic Results for Bond Animals

5.1. Counting proper and almost-proper bond animals

Computing G_e is computationally expensive, with effort that grows exponentially as a function of e with a base that grows linearly in d . We can save time by deriving some analytic results. In this section we prove explicit formulas for $G_e^{(e)}$, $G_e^{(e-1)}$, and $G_e^{(e-2)}$, which appeared without proofs or derivations in [2], and for the coefficients of $\binom{d}{e}$, $\binom{d}{e-1}$ and $\binom{d}{e-2}$ in $D_e(q)$. Thanks to these formulas we can compute the next term of p_c^{bond} using enumerations of bond animals just for $e \leq 11$ and $d \leq 8$, which as discussed in the previous section greatly reduces our total computation time.

To count animals, we will relate them to labeled trees of various kinds. An *edge-labeled tree* is a tree with e edges where each one is given a unique label $\{1, \dots, e\}$, and a *vertex-labeled tree* is a tree with n vertices where each one is given a unique label in $\{1, \dots, n\}$. A *rooted tree* is one where a particular vertex is distinguished as the root.

There is a one-to-one correspondence between rooted edge-labeled trees with $e \geq 2$ edges and vertex-labeled trees with $n = e + 1$ vertices. We direct the edges away from the root, copy each edge label to the vertex it points to, and give the root vertex the label n . Since any of the n vertices can be treated as the root, and since by Cayley’s formula [22] the number of vertex-labeled trees is n^{n-2} , the number of edge-labeled trees with $e \geq 2$ edges and $n = e + 1$ vertices is [23–25]

$$\# \text{ edge-labeled trees} = n^{n-3} = (e + 1)^{e-2}. \quad (18)$$

Note that this gives the nonsense answer $1/2$ when $e = 1$: since the two endpoints of the graph with a single edge are indistinguishable, making either one the root leads to the same

vertex-labeled graph. For similar reasons, we will find that some of our formulas will only work when e is sufficiently large. On the other hand, some conveniently give the right answer for all $e \geq 1$, in which case we will state them without qualification.

Theorem 1. *The number of bond animals of size e that are proper in e dimensions is*

$$G_e^{(e)} = 2^e (e+1)^{e-2}. \quad (19)$$

Proof. Any bond animal of size e that is proper in e dimensions is a tree: there can be no loops since each edge has to point along its own dimensional axis. Thus it corresponds to an edge-labeled tree, where each edge is uniquely labeled with the axis it points along. For each axis there are two possibilities, “up” and “down,” and these correspond to the direction of the edge. Conversely, if we start at any vertex and think of it as the root, we can define an animal by incrementing or decrementing x_i when moving with or against a directed edge with the label i . Thus this mapping between directed edge-labeled trees and bond animals proper in e dimensions is one-to-one, and

$$G_e^{(e)} = 2^e \times \# \text{ edge-labeled trees with } e \text{ edges,}$$

and (18) completes the proof. \square

Next we prove two lemmas which are helpful in counting edge-labeled trees that contain certain labeled subgraphs.

Lemma 1. *The number of ordered forests of $k \geq 1$ rooted trees with a total of n vertices, $n-k$ edges and distinct edge labels $1, \dots, n-k$ is kn^{n-k-1} .*

Proof. This is proved in [24, Lemma 4]. We present a slightly modified proof. By merging the roots of the trees into a single vertex v , we obtain an edge-labeled tree with $n-k+1$ vertices. As described above, this corresponds to a vertex-labeled tree where v is labeled $n-k+1$. This map is not one-to-one; if v has degree ℓ , then there are k^ℓ ordered forests of k trees that would have mapped to this tree.

A generalization of Cayley’s formula that follows from Prüfer codes [26] states that the number of vertex-labeled trees with n vertices where, for each $1 \leq i \leq n$, the vertex labeled i has degree d_i is the multinomial $\binom{n-2}{d_1-1, \dots, d_n-1}$. Thus the total number of trees with $n-k+1$ vertices where the vertex labeled $n-k+1$ has degree ℓ is

$$\begin{aligned} & \sum_{\substack{d_1, \dots, d_{n-k}: \\ \sum_{i=1}^{n-k} (d_i-1) = n-k-\ell}} \binom{n-k-1}{d_1-1, \dots, d_{n-k}-1, \ell-1} \\ &= \binom{n-k-1}{\ell-1} \sum_{\substack{e_1, \dots, e_{n-k}: \\ \sum_{i=1}^{n-k} e_i = n-k-\ell}} \binom{n-k-\ell}{e_1, \dots, e_{n-k}} \\ &= \binom{n-k-1}{\ell-1} (n-k)^{n-k-\ell}. \end{aligned} \quad (20)$$

Multiplying by the number of forests k^ℓ that map to each such tree and summing over ℓ gives

$$\begin{aligned} & \sum_{\ell=1}^{n-k} \binom{n-k-1}{\ell-1} (n-k)^{n-k-\ell} k^\ell \\ &= k \sum_{\ell'=0}^{n-k-1} \binom{n-k-1}{\ell'} (n-k)^{n-k-1-\ell'} k^{\ell'} \end{aligned}$$

$$= kn^{n-k-1}.$$

Note that this formula correctly gives 1 when $k = n$, i.e., when the forest consists of k vertices and no edges. \square

Definition 1. Let $\mathcal{H} = \{H_1, \dots, H_m\}$ be a collection of subgraphs where H_i consists of k_i vertices and e_i edges for each $1 \leq i \leq m$. Define an animal of size e containing \mathcal{H} as a decorated graph G with e edges and the following properties:

- G contains one copy of each H_i , and these copies are vertex-disjoint.
- For each i , the vertices in the copy of H_i are labeled (i, j) where $1 \leq j \leq k_i$ to identify which H_i they belong to, and to which vertex of H_i they correspond.
- If we contract each H_i to form a single vertex, the resulting graph G' (which has $n' = n + m - \sum_{i=1}^m k_i$ vertices and $e' = e - \sum_{i=1}^m e_i$ edges) is a tree.
- Finally, the edges of G' are given distinct labels $1, \dots, e'$ and each one is directed.

Note that the H_i themselves are not necessarily trees, so we have $n' = e' + 1$ but not necessarily $n = e + 1$.

Lemma 2. Let $\mathcal{H} = \{H_1, \dots, H_m\}$ be defined as above. Then the number of animals G of size e containing \mathcal{H} is

$$2^{e - \sum_{i=1}^m e_i} \left(\prod_{i=1}^m k_i \right) \frac{(n + m - 1 - \sum_{i=1}^m k_i)!}{(n - \sum_{i=1}^m k_i)!} n^{n+m-2-\sum_{i=1}^m k_i}. \quad (21)$$

Proof. In the proof of Lemma 1, we merged the roots of the k rooted trees to form a single vertex, and considered vertex-labeled trees where that vertex ℓ had a given degree. This is just a more elaborate version of the same idea. Indeed, that Lemma corresponds to the special case of this one where $m = 1$.

Each H_i becomes a vertex v_i with degree ℓ_i . Let n' be defined as in Definition 1 and write $t = n' - 2 - \sum_{i=1}^m (\ell_i - 1)$. Again invoking the generalization of Cayley's formula, the number of vertex-labeled trees with n' vertices where for each $1 \leq i \leq m$ the vertex labeled i has degree ℓ_i is

$$\begin{aligned} & \sum_{\substack{d_{m+1}, \dots, d_{n'}: \\ \sum_{i=m+1}^{n'} (d_i - 1) = t}} \binom{n' - 2}{\ell_1 - 1, \dots, \ell_m - 1, d_{m+1} - 1, \dots, d_{n'} - 1} \\ &= \binom{n' - 2}{\ell_1 - 1, \dots, \ell_m - 1, t} \sum_{\substack{e_{m+1}, \dots, e_{n'}: \\ \sum_{i=m+1}^{n'} e_i = t}} \binom{t}{e_{m+1}, \dots, e_{n'}} \\ &= \binom{n' - 2}{\ell_1 - 1, \dots, \ell_m - 1, t} \left(n - \sum_{i=1}^m k_i \right)^t. \end{aligned}$$

For each such tree, there are $\prod_{i=1}^m k_i^{\ell_i}$ ways to assign the edges of each v_i to the k_i vertices of H_i . Summing over the ℓ_i then gives

$$\sum_{\substack{\ell_1, \dots, \ell_m, t: \\ \sum_{i=1}^m (\ell_i - 1) = n' - 2 - t}} \binom{n' - 2}{\ell_1 - 1, \dots, \ell_m - 1, t} \left(n - \sum_{i=1}^m k_i \right)^t \prod_{i=1}^m k_i^{\ell_i}$$

$$\begin{aligned}
&= \left(\prod_{i=1}^m k_i \right) \times \sum_{\substack{e_1, \dots, e_m, t: \\ \sum_{i=1}^m e_i = n' - 2 - t}} \binom{n' - 2}{e_1, \dots, e_m, t} \left(n - \sum_{i=1}^m k_i \right)^t \prod_{i=1}^m k_i^{e_i} \\
&= \left(\prod_{i=1}^m k_i \right) n^{n' - 2}.
\end{aligned}$$

So far we have counted the number of ways to include \mathcal{H} in G' where the vertices of G' are labeled $1, \dots, n'$ and the vertex v_i corresponding to H_i is labeled i for each $1 \leq i \leq m$. To convert these to edge labels for G' , we first multiply by $n'(n' - 1)(n' - 2) \cdots (n' - m + 1) = n'! / (n' - m)!$ so that the vertices of G' , including the v_i , can have any distinct labels. We then declare the vertex w labeled n' the root, orient the edges of G' away from it, and copy the label of edge vertex onto its incoming edge. This gives makes G' an edge-labeled graph rooted at w , so we divide by the n' choices of w . Finally, we multiply by the $2^{e'}$ possible directions on the edges of G' . This gives

$$\begin{aligned}
&2^{e'} \left(\prod_{i=1}^m k_i \right) \frac{(n' - 1)!}{(n' - m)!} n^{n' - 2} \\
&= 2^{e - \sum_{i=1}^m e_i} \left(\prod_{i=1}^m k_i \right) \frac{(n + m - 1 - \sum_{i=1}^m k_i)!}{(n - \sum_{i=1}^m k_i)!} n^{n + m - 2 - \sum_{i=1}^m k_i}
\end{aligned}$$

and completes the proof. \square

We now obtain formulas for $G_e^{(e-1)}$ and $G_e^{(e-2)}$. We can do this using a kind of duality, where animals that are proper in $k < e$ dimensions contain certain small collections of animals which are proper in k dimensions.

Theorem 2. *The number of bond animals of size $e \geq 2$ that are proper in $e - 1$ dimensions is*

$$G_e^{(e-1)} = 2^{e-2} (e-1)(2e-1)(e+1)^{e-3}. \quad (22)$$

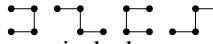
Proof. Since one can not form a loop with just two edges along the same axis, a bond animal of size e that is proper in $e - 1$ dimensions is still a directed, edge-labeled tree, but with only $e - 1$ distinct edge labels so that one label x appears on two edges.

We will treat the edges labeled x as a collection of subgraphs \mathcal{H} and apply Lemma 2. There are two cases. First, if these edges are vertex-disjoint, then \mathcal{H} is a pair of subgraphs each consisting of two vertices connected by a directed edge. Lemma 2 with $m = 2$, $k_1 = k_2 = 2$, and $e_1 = e_2 = 1$ gives

$$2^{e-2} \times 4(n-3)n^{n-4} = 2^e (e-2)(e+1)^{e-3}.$$

This is the number of ways to give the $e - 2$ edges outside \mathcal{H} distinct labels. However, there are $e - 1$ choices of the duplicate label x , so we need multiply this by $e - 1$. Finally, Lemma 2 assumes that the two subgraphs H_1 and H_2 are distinguishable, but since they are identical we divide by 2. Thus the number of directed edge-labeled trees with one duplicate label, where the edges with that label do not share a vertex, is

$$2^{e-1} (e-1)(e-2)(e+1)^{e-3}. \quad (23)$$


For $e = 3$, for instance, this counts the 4 animals  which have two vertex-disjoint horizontal edges, plus another 4 with two vertical edges.

In the case where the two edges labeled x share a vertex, the orientations $\bullet \xrightarrow{x} \bullet \xleftarrow{x} \bullet$ and $\bullet \xleftarrow{x} \bullet \xrightarrow{x} \bullet$ are forbidden. This is because these two bonds would overlap in the lattice: the two outer vertices would have the same displacement from the center vertex. Thus we can take \mathcal{H} to be a single graph $H_1 = \bullet \xrightarrow{x} \bullet \xrightarrow{x} \bullet$. Lemma 2 with $m = 1$, $k_1 = 3$, and $e_1 = 2$, or equivalently Lemma 1 with $k = 3$, then gives

$$2^{e-2} \times 3n^{n-4} = 2^{e-2} \times 3(e+1)^{e-3}.$$

We again multiply by the $e - 1$ choices of x , giving

$$2^{e-2} \times 3(e-1)(e+1)^{e-3} \quad (24)$$

for the number of directed edge-labeled trees with a duplicate pair of edges forming a directed path of length 2. For $e = 3$, for instance, this counts the 6 animals with two joined horizontal edges  and another 6 with two joined vertical edges. Adding (23) and (24) gives (22). \square

Theorem 3. *The number of bond animals of size e that are proper in $e - 2$ dimensions is*

$$G_e^{(e-2)} = 2^{e-3}(e-2)(e-3)e^{e-5} + \frac{1}{3}2^{e-5}(e-2)(12e^4 - 20e^3 - 33e^2 - 46e + 195)(e+1)^{e-5}. \quad (25)$$

Proof. We first note that there are two types of animals proper in $e - 2$ dimensions: those where two distinct edge labels are duplicated, and those where one label appears three times. In the first case, we multiply the results of Lemma 2 by the $\binom{e-2}{2}$ choices of the duplicate labels; in the second, we multiply by the $e - 2$ choices of the triplicate one.

We show the contribution from various subgraph collections \mathcal{H} in Table 4, keeping track of how many images they have under symmetry transformations. When two or more of the H_i are identical, we also divide by the number of permutations in S_m that preserve \mathcal{H} .

The only real difference from the calculation in Theorem 2 is that now, for the first time, we have animals that contain a loop of size 4 (the top row of Table 4). In this case, we have $n = e$ rather than $n = e + 1$, so this contribution is

$$\binom{e-2}{2} 2^{e-4} \times 4n^{n-5} = 2^{e-3}(e-2)(e-3)e^{e-5}. \quad (26)$$

This is the first term in (25). Adding the other contributions shown in Table 4 and simplifying gives the second term. \square

5.2. Coefficients of perimeter polynomials

In Appendix A we give explicit formulas for $D_e(q)$ for all d for $e \leq 11$. As discussed above, we reduce our computation time by computing some of these terms analytically. As in (3), each D_e has terms proportional to the $\binom{d}{k}$ ways that an animal proper in k dimensions can appear. The following theorems compute the coefficient of $\binom{d}{e}$, $\binom{d}{e-1}$, and $\binom{d}{e-2}$.

Theorem 4. *The coefficient of $\binom{d}{e}$ in the perimeter polynomial D_e is*

$$2^e (e+1)^{e-2} q^{2(e+1)d-2e}. \quad (27)$$


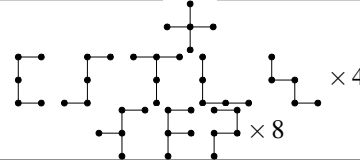
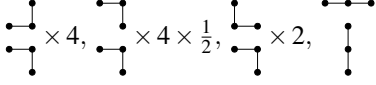
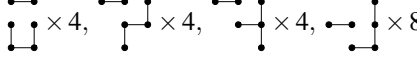
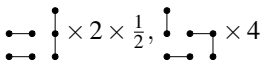
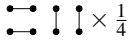


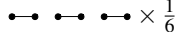
\mathcal{H}	parameters for Lemma 2	contribution to $G_e^{(e-2)}$ for $e \geq 2$
	$m = 1, k_1 = 4, e_1 = 4$	$2^{e-3}(e-2)(e-3)e^{e-5}$
	$m = 1, k_1 = 5, e_1 = 4$	$45 \times 5 \times 2^{e-5}(e-2)(e-3)(e+1)^{e-5}$
	$m = 2$ $k_1 = k_2 = 3$ $e_1 = e_2 = 2$	$9 \times 9 \times (e-4) \times 2^{e-5}(e-2)(e-3)(e+1)^{e-5}$
	$m = 2$ $k_1 = 2, k_2 = 4$ $e_1 = 1, e_2 = 3$	$20 \times 8 \times (e-4) \times 2^{e-5}(e-2)(e-3)(e+1)^{e-5}$
	$m = 3$ $k_1 = k_2 = 2, k_3 = 3$ $e_1 = e_2 = 1, e_3 = 2$	$5 \times 12 \times (e-4)(e-5) \times 2^{e-5}(e-2)(e-3)(e+1)^{e-5}$
	$m = 4$ $k_1 = k_2 = k_3 = k_4 = 2$ $e_1 = e_2 = e_3 = e_4 = 1$	$\frac{1}{4} \times 16 \times (e-4)(e-5)(e-6) \times 2^{e-5}(e-2)(e-3)(e+1)^{e-5}$
	$m = 1, k_1 = 4, e_1 = 3$	$4 \times 2^{e-3}(e-2)(e+1)^{e-4}$
	$m = 2$ $k_1 = 3, k_2 = 2$ $e_1 = 2, e_2 = 1$	$6(e-3) \times 2^{e-3}(e-2)(e+1)^{e-4}$
	$m = 3$ $k_1 = k_2 = k_3 = 2$ $e_1 = e_2 = e_3 = 1$	$\frac{1}{6} \times 8 \times (e-3)(e-4) \times 2^{e-3}(e-2)(e+1)^{e-4}$

Table 4. Contributions to $G_e^{(e-2)}$ from various subgraph collections \mathcal{H} . Those above the double line come from labeled animals where two edge labels are duplicated; those below have one edge label which appears three times.

Proof. The coefficient of $\binom{d}{e}$ is determined by the bond animals of size e that are proper in e dimensions. In Theorem 1 we showed there are $G_e^{(e)} = 2^e (e+1)^{e-2}$ of these. We thus need to show that all these animals have the same perimeter

$$t_0 = 2(e+1)d - 2e. \quad (28)$$

when embedded in a d dimensional lattice with $d \geq e$.

We will prove this by induction on e . As noted in the proof of Theorem 1, an animal of size e that is proper in dimension e is a tree, and the labels on the edges are all distinct. For the base case, a bond animal of size $e = 0$, i.e., consisting of a single vertex and no edges, has perimeter $2d$. Now suppose we increment e , connecting some vertex u in the animal to a new vertex v . If v were adjacent in the lattice to any vertex w in the animal other than u , adding the edge (v, w) would create a loop, but this would imply that some pair of labels are repeated. Thus the induction step replaces the perimeter edge (u, v) , and creates $2d - 1$ new perimeter edges incident to v . By induction, the perimeter is

$$t_0 = 2d + (2d - 2)e,$$

which equals (28). \square

Theorem 5. *The coefficient of $\binom{d}{e-1}$ in the perimeter polynomial D_e is*

$$q^{2(e+1)d-2e} [\alpha_0 + \alpha_1 q^{-1}]. \quad (29)$$


with

$$\alpha_0 = 2^{e-2}(e-1)(2e^2 - 3e + 7)(e+1)^{e-4} \quad (30)$$

and

$$\alpha_1 = 2^e(e-1)(e-2)(e+1)^{e-4}. \quad (31)$$

Proof. The coefficient of $\binom{d}{e-1}$ is determined by the bond animals of size e that are proper in $e-1$ dimensions. These animals are still trees. However, while α_0 of them have perimeter t_0 given by (28), in α_1 of them a pair of vertices share a perimeter edge, reducing the perimeter by 1. This gives rise to the form of (29). Since $\alpha_0 + \alpha_1 = G_e^{(e-1)}$ and we already know $G_e^{(e-1)}$ from Theorem 2, it suffices to compute α_1 .



The animals where two vertices share a perimeter edge, i.e., where both endpoints of a perimeter edge are elements of the animal's vertex set, are those that contain one of the 4 rotations of the animal . If this animal is embedded in d dimensions, it has perimeter $9 + 8(d-2)$. Since the other $e-3$ edge labels are distinct, the inductive argument of Theorem 4 gives a perimeter

$$t = 9 + 8(d-2) + (2d-2)(e-3) = 2d - 1 + (2d-2)e = t_0 - 1.$$

Applying Lemma 2 with $m = 1$, $k_1 = 4$, $e_1 = 3$ and multiplying by the $\binom{e-1}{2}$ choices of labels corresponding to these two dimensions gives

$$\alpha_1 = 4 \times 2^{e-3} \times 4n^{n-5} \binom{e-1}{2} = 2^e(e-1)(e-2)(e+1)^{e-4}.$$

This proves (31), and subtracting α_1 from the expression (22) for $G_e^{(e-1)}$ gives α_0 in (30).

Note that these animals form a subset of those counted by (23), where the edges with the duplicate label do not share a vertex. Those containing the animal  have perimeter t_0 , as do those counted by (24) which contain . \square

Theorem 6. For $d \geq 2$ and $e \geq 2$, the coefficient of $\binom{d}{e-2}$ in the perimeter polynomial D_e is

$$q^{2(e+1)d-2e} \left(\beta_0 + \beta_1 q^{-1} + \beta_2 q^{-2} + \beta_{2d} q^{-2d} \right) \quad (32)$$

with

$$\begin{aligned} \beta_0 &= \frac{1}{3} 2^{e-5} (e-2) \\ &\quad \times \left(12e^5 - 56e^4 + 115e^3 - 115e^2 + 185e - 237 \right) (e+1)^{e-6}, \end{aligned} \quad (33)$$

$$\beta_1 = 2^{e-2} (e-2)(e-3) (2e^3 - 3e^2 - 6e + 44) (e+1)^{e-6}, \quad (34)$$

$$\beta_2 = 2^{e-3} (e-2)(e-3)(e-4)(4e+25) (e+1)^{e-6}, \quad (35)$$

and

$$\beta_{2d} = 2^{e-3} (e-2)(e-3) e^{e-5}. \quad (36)$$

Proof. The coefficient of $\binom{d}{e-2}$ is determined by the bond animals of size e that are proper in $e-2$ dimensions, and β_j is the number of these where the perimeter is $t_0 - j$. We start with animals that contain a loop \square . This loop on its own has perimeter $8 + 8(d-2) = 8(d-1)$. Again using induction for the $e-4$ additional edges, an animal containing it has perimeter

$$8(d-1) + (2d-2)(e-4) = (2d-2)e = t_0 - 2d,$$

and we already computed the number β_{2d} of these animals in (26).

The bond animals that contribute to β_0 , β_1 and β_2 are trees. As in Theorem 3, these have two duplicate edge labels or one triplicate one. We start with β_2 , where two perimeter edges are shared, i.e., both their endpoints are in the animal's vertex set. None of the subgraph collections \mathcal{H} shown in Table 4 have this property on their own, but for several of them their subgraphs H_i can be connected to produce shared perimeter edges.

For instance, in the top row of Table 5 we see how two elbow-shaped animals can be connected along a third dimension, creating two shared perimeter edges parallel to the connecting edge. Multiplying by the total number of images under symmetry and by the $\binom{e-2}{3}$ choices of these three axes among the $e-2$ distinct edge labels, these combined animals contribute

$$36 \times 6 \times 2^{e-5} \binom{e-2}{3} n^{e-7} = 36 \times 2^{e-5} (e-2)(e-3)(e-4)(e+1)^{e-6}$$

to β_2 . Adding the contributions from Table 5 and simplifying gives β_2 in (35).

For β_1 , the number of cases is larger. Several of the subgraph collections \mathcal{H} in Table 4 already have a shared perimeter edge, and others can be connected in ways that produce one. Some of the resulting subgraph collections can be further connected to produce two shared edges, so we have to subtract some of the subgraphs we already counted in Table 5 toward β_2 . In some cases we have to subtract these subgraphs twice, since there are two distinct ways to construct them. Adding the contributions from Table 6 and simplifying gives β_1 in (34).

Finally, since $\beta_0 + \beta_1 + \beta_2 + \beta_{2d} = G_e^{(e-2)}$, we obtain β_0 by subtracting β_1 , β_2 , and β_{2d} from the expression (25). Simplifying gives (33). \square

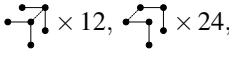

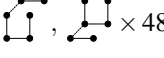
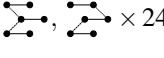
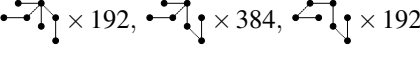
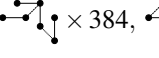
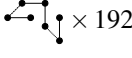
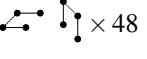

\mathcal{H}	parameters for Lemma 2	contribution to β_2 for $e \geq 2$
 $\times 12$,  $\times 24$,	$m = 1, k_1 = 6, e_1 = 5$	$36 \times 6 \times$ $2^{e-5} \binom{e-2}{3} (e+1)^{e-6}$
 $\times 48$	$m = 1, k_1 = 6, e_1 = 5$	$96 \times 6 \times$ $2^{e-5} \binom{e-2}{3} (e+1)^{e-6}$
 $\times 24$	$m = 1, k_1 = 6, e_1 = 5$	$48 \times 6 \times$ $2^{e-5} \binom{e-2}{3} (e+1)^{e-6}$
 $\times 192$,  $\times 384$,  $\times 192$	$m = 1, k_1 = 7, e_1 = 6$	$768 \times 7 \times$ $2^{e-6} \binom{e-2}{4} (e+1)^{e-7}$
 $\times 48$	$m = 2$ $k_1 = k_2 = 4$ $e_1 = e_2 = 4$	$48 \times 16 \times (e-6) \times$ $2^{e-6} \binom{e-2}{4} (e+1)^{e-7}$

Table 5. Contributions to β_2 . These arise from connecting subgraphs shown in Table 4 in a way that creates two perimeter edges whose endpoints are both in the animal. Solid horizontal and vertical edges are those in subgraphs with repeated labels from Table 4. Dotted and dashed diagonal lines represent distinct edge labels pointing in a third and fourth dimension. The first two rows involve three of the $e-2$ distinct edge labels, and the last two involve four of them.

6. Site Percolation

In this section we apply the same strategy to site percolation, following Gaunt, Sykes, and Ruskin [1] who derived the series (1) for p_c^{site} . The situation here is somewhat simpler than for bond percolation, and we are able to compute the next term using existing enumerations [8] and recent analytic results from [25].

A site animal of size v is a connected set of v vertices, or if you prefer the subgraph induced by this set, i.e., these vertices and all the bonds between them. The perimeter t of an animal is the number of vertices adjacent to it; so, for instance, the animal  has size $v = 3$ and perimeter $t = 7$. We again say that an animal is proper in k dimensions if it spans a k -dimensional subspace when one of its vertices is at the origin. Note that a site animal of size v is proper in at most $v-1$ dimensions.

Re-using the notation of Section 2 in this setting, let $A_d(v)$ denote the number of animals of size v in d dimensions, and let $G_v^{(k)}$ denote the number of animals proper in k dimensions. Replacing e with v in (3) gives [7]

$$A_d(v) = \sum_{k=1}^{v-1} \binom{d}{k} G_v^{(k)}. \quad (37)$$

We write $G_{v,t}^{(k)}$ for the number of animals of size v and perimeter t , counting only the adjacent vertices in their k -dimensional subspace. When embedded in d dimensions, these have $2(d-k)v$ additional perimeter vertices “above” and “below” them, giving the perimeter polynomials

$$D_v(q) = \sum_{k=1}^{v-1} \sum_t \binom{d}{k} G_{v,t}^{(k)} q^{t+2(d-k)v}. \quad (38)$$

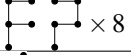
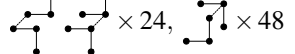
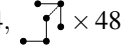
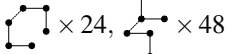
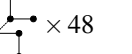

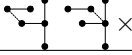


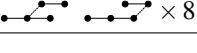
\mathcal{H}	Lemma 2	contribution to β_1 for $e \geq 2$
 $\times 8$	$m = 1, k_1 = 5, e_1 = 2$	$16 \times 5 \times 2^{e-4} \binom{e-2}{2} (e+1)^{e-5}$
 $\times 24$,  $\times 48$  $\times 24$,  $\times 48$  $\times 48$,  $\times 24$,  $\times 48$	$m = 1, k_1 = 6, e_1 = 5$	$360 \times 6 \times 2^{e-5} \binom{e-2}{3} (e+1)^{e-6}$
$4 \begin{matrix} \text{---} \\ \text{---} \\ \text{---} \end{matrix} - 48 \left(\begin{matrix} \text{---} \\ \text{---} \\ \text{---} \\ \text{---} \end{matrix} + \begin{matrix} \text{---} \\ \text{---} \\ \text{---} \end{matrix} \right)$	$m = 2$ $k_1 = 2, k_2 = 4$ $e_1 = 1, e_2 = 3$	$32(e-4)2^{e-4} \binom{e-2}{2} (e+1)^{e-5}$ $- 576 \times 2^{e-5} \binom{e-2}{3} (e+1)^{e-6}$ $= 6 \times 2^e (e-2) \binom{e-2}{3} (e+1)^{e-6}$
 $\times 12$	$m = 2$ $k_1 = 4, k_2 = 3$ $e_1 = 3, e_2 = 2$	$12 \times 12(e-5)2^{e-5} \binom{e-2}{3} (e+1)^{e-6}$
$48 \left(\begin{matrix} \text{---} \\ \text{---} \\ \text{---} \\ \text{---} \end{matrix} + \begin{matrix} \text{---} \\ \text{---} \\ \text{---} \\ \text{---} \end{matrix} \right) - 2 \left(192 \begin{matrix} \text{---} \\ \text{---} \\ \text{---} \\ \text{---} \\ \text{---} \end{matrix} + 384 \begin{matrix} \text{---} \\ \text{---} \\ \text{---} \\ \text{---} \\ \text{---} \end{matrix} + 192 \begin{matrix} \text{---} \\ \text{---} \\ \text{---} \\ \text{---} \end{matrix} \right)$	$m = 2$ $k_1 = 2, k_2 = 5$ $e_1 = 1, e_2 = 4$	$96 \times 10(e-5)2^{e-5} \binom{e-2}{3} (e+1)^{e-6}$ $- 2 \times 768 \times 7 \times 2^{e-6} \binom{e-2}{4} (e+1)^{e-7}$ $= 24 \times 2^e (5e-2) \binom{e-2}{4} (e+1)^{e-7}$
$12 \times \frac{1}{2} \times \begin{matrix} \text{---} \\ \text{---} \\ \text{---} \\ \text{---} \end{matrix} \text{---} \text{---} - 2 \left(48 \begin{matrix} \text{---} \\ \text{---} \\ \text{---} \\ \text{---} \end{matrix} \text{---} \text{---} \right)$	$m = 3$ $k_1 = 4, k_2 = k_3 = 2$ $e_1 = 3, e_2 = e_3 = 1$	$6 \times 16(e-5)(e-6)2^{e-5} \binom{e-2}{3} (e+1)^{e-6}$ $- 2 \times 48 \times 16(e-6)2^{e-6} \binom{e-2}{4} (e+1)^{e-7}$ $= 60 \times 2^e (e-1) \binom{e-2}{5} (e+1)^{e-7}$
 $\times 8$	$m = 1, k_1 = 5, e_1 = 4$	$16 \times 5 \times 2^{e-4} \binom{e-2}{2} (e+1)^{e-5}$
$4 \begin{matrix} \text{---} \\ \text{---} \\ \text{---} \end{matrix} - 2 \times 24 \left(\begin{matrix} \text{---} \\ \text{---} \\ \text{---} \\ \text{---} \end{matrix} + \begin{matrix} \text{---} \\ \text{---} \\ \text{---} \end{matrix} \right)$	$m = 2$ $k_1 = 2, k_2 = 4$ $e_1 = 1, e_2 = 3$	$4 \times 8(e-4)2^{e-4} \binom{e-2}{2} (e+1)^{e-5}$ $- 2 \times 48 \times 6 \times 2^{e-5} \binom{e-2}{3} (e+1)^{e-6}$ $= 6 \times 2^e (e-2) \binom{e-2}{3} (e+1)^{e-6}$

Table 6. Contributions to β_1 . These arise from connecting subgraphs shown in Table 4 in a way that creates exactly one perimeter edge whose endpoints are both in the animal. Solid horizontal and vertical edges are those in subgraphs with repeated labels from Table 4. Dotted and dashed diagonal lines represent distinct edge labels pointing in a third and fourth dimension. In several cases, we have to subtract the subgraphs counted in Table 5 to avoid two shared perimeter edges; then the second column gives the parameters for the leading term. In the 5th, 6th, and 8th rows, there is a factor of 2 in front of the subtracted subgraphs because there are two ways to construct each one by connecting the subgraphs in the leading term.

This is simpler than the corresponding definition (4) for bond animals, since we no longer need to keep track separately of the number of vertices and edges in the animal. As before we have $D_v(1) = A_d(v)$. The expected size of the cluster to which a given vertex belongs, conditioned on the event that that vertex is occupied, is

$$S = \frac{1}{p} \sum_v v^2 p^v D_v(1-p), \quad (39)$$

since an animal of size v has v possible translations, each of which contributes $p^v D_v(1-p)$ to the probability that a given vertex belongs to an animal of size v .

Following [1], we expand S in powers of p ,

$$S = \sum_v v^2 p^{v-1} D_v(1-p) \triangleq \sum_{r=0}^{\infty} b_r p^r. \quad (40)$$

The coefficients b_r only depend on D_v for $v \leq r+1$. Moreover, analogous to the discussion above for bond percolation, b_r depends on D_{r+1} only through $A_d(r+1) = D_{r+1}(1)$. We can derive $D_{r+1}(1)$ from $D_v(q)$ for $v \leq r$ by using the fact that the total probability of belonging to any animal is p ,

$$\sum_{v=1}^{\infty} v p^v D_v(1-p) = p. \quad (41)$$

This yields the identity [8]

$$D_{r+1}(1) = A_d(r+1) = -\frac{1}{r+1} \left[\sum_{v=1}^r v p^v D_v(1-p) \right]_{r+1}. \quad (42)$$

In Appendix C we give $D_v(q)$ for all $v \leq 12$, using enumerations carried out in [8] and analytical results in [25] analogous to Theorems 4 and 5. We then use (42) to derive $D_{13}(1)$. This lets us compute the coefficients b_r in the power series for S for all $r \leq 12$, and we give these explicitly in Appendix D.

As in Section 3 we now ask whether the correction of b_r to the mean-field behavior, which corresponds to the leading term σ^r , stabilizes as r increases. We find that b_r is consistent with the following, where the terms up to $r \geq 6$ appeared in [1]:

$$\begin{aligned} \frac{b_r}{\sigma^r} &= 1 + \left(4 - \frac{3r}{2}\right) \sigma^{-1} & (r \geq 2) \\ &+ \left(\frac{37}{2} - \frac{69r}{8} + \frac{9r^2}{8}\right) \sigma^{-2} & (r \geq 4) \\ &+ \left(\frac{651}{4} - \frac{109r}{2} + \frac{135r^2}{16} - \frac{9r^3}{16}\right) \sigma^{-3} & (r \geq 6) \\ &+ \left(\frac{13375}{8} - \frac{89035r}{192} + \frac{8241r^2}{128} - \frac{333r^3}{64} + \frac{27r^4}{128}\right) \sigma^{-4} & (r \geq 8) \\ &+ O(\sigma^{-5}) & (43) \end{aligned}$$

The coefficient of σ^{-j} appears to be a polynomial of degree j . Assuming these extrapolations hold, as for bond percolation, in each coefficient of the logarithm the terms that are quadratic or higher order in r cancel out, giving

$$\begin{aligned} \ln b_r &= r \ln \sigma + \left(4 - \frac{3r}{2}\right) \sigma^{-1} + \left(\frac{21}{2} - \frac{21r}{8}\right) \sigma^{-2} + \left(\frac{1321}{12} - \frac{65r}{4}\right) \sigma^{-3} \\ &+ \left(\frac{4327}{4} - \frac{20359r}{192}\right) \sigma^{-4} + O(\sigma^{-5}). \end{aligned} \quad (44)$$

where the coefficient of σ^{-j} holds for $j \geq 2r$. This again lets us take the limit $r \rightarrow \infty$ in (7), giving

$$\ln \mu = \ln \sigma - \frac{3}{2} \sigma^{-1} - \frac{21}{8} \sigma^{-2} - \frac{65}{4} \sigma^{-3} - \frac{20359}{192} \sigma^{-4} - O(\sigma^{-5}). \quad (45)$$

Finally, setting $p_c^{\text{site}} = 1/\mu$ and exponentiating gives

$$p_c^{\text{site}}(d) = \sigma^{-1} + \frac{3}{2} \sigma^{-2} + \frac{15}{4} \sigma^{-3} + \frac{83}{4} \sigma^{-4} + \frac{6577}{48} \sigma^{-5} + O(\sigma^{-6}), \quad (46)$$

extending (1) by one term.

7. Series Expansion from Padé Approximants

Having obtained series expansions for the mean cluster size S , another approach to estimating the threshold is to use Padé approximants: that is, to approximate S as a rational function of p , find the smallest real root of its denominator where this approximation diverges, and expand this root in powers of σ^{-1} . This yields tantalizing results.

For site percolation, we use the first ℓ terms of the series expansion (40) of S for $1 \leq \ell \leq 12$. For each ℓ , we compute the $(\ell - 1, 1)$ Padé approximant of S , i.e., where the numerator is $(\ell - 1)$ st-order in p and the denominator is linear in p . The root of this denominator can be written explicitly as $b_{\ell-1}/b_\ell$, and we expand this in powers of σ^{-1} . As Table 7 shows, our new term in (46) shows up at $\ell = 9$. Moreover, at $\ell = 11$ the next term beyond it appears, suggesting

$$p_c^{\text{site}} = \sigma^{-1} + \frac{3}{2}\sigma^{-2} + \frac{15}{4}\sigma^{-3} + \frac{83}{4}\sigma^{-4} + \frac{6577}{48}\sigma^{-5} + \frac{119077}{96}\sigma^{-6} + O(\sigma^{-7}). \quad (47)$$

More generally, we conjecture based on Table 7 that the coefficient of σ^{-j} stabilizes when $\ell = 2j - 1$. If that is the case, then we could obtain the coefficient of σ^{-7} with just one more value of b_r , namely b_{13} for site animals.

For bond percolation, we use the first ℓ terms of the series expansion (6) of dpS . As shown in Table 8 the coefficient of σ^{-j} again appears to stabilize when $\ell = 2j - 1$, reproducing the new term in (13) at $\ell = 13$, and suggesting that we can obtain the term beyond it if we can compute b_{13} for bond animals.

This stabilization is no accident. In fact, we will now show that it is equivalent to the same type of stabilization observed in (10) and (11) for bond percolation and in (43) and (44) for site percolation: namely, that the coefficient of σ^{-j} in $\ln b_r$ becomes linear in r for $r \geq 2j$.

Theorem 7. *The following two conditions are equivalent:*

- (1) *There are coefficients c_k, m_k for $k = 1, 2, 3 \dots$ such that, for all $j \geq 1$, if $r \geq 2j$ then*

$$\ln b_r = r \ln \sigma + \sum_{k=1}^j (c_k - m_k r) \sigma^{-k} + O(\sigma^{-(j+1)}). \quad (48)$$

- (2) *For all $j \geq 1$, the estimate of p_c from the ℓ th Padé approximant where $\ell \geq 2j - 1$ is*

$$\frac{b_{\ell-1}}{b_\ell} = \frac{1}{\mu} (1 + O(\sigma^{-j})) = \frac{1}{\mu} + O(\sigma^{-(j+1)}), \quad (49)$$

where

$$\ln \mu = \lim_{r \rightarrow \infty} \frac{1}{r} \ln b_r = \ln \sigma - \sum_{k=1}^{\infty} m_k \sigma^{-k}.$$

Proof. In one direction, assume that (48) holds. Then if $\ell \geq 2j - 1$,

$$\ln \frac{b_{\ell-1}}{b_\ell} = \ln b_{\ell-1} - \ln b_\ell = -\ln \sigma + \sum_{k=1}^{j-1} m_k \sigma^{-k} + O(\sigma^{-j}) = -\ln \mu + O(\sigma^{-j}). \quad (50)$$

Recalling that $\mu = O(\sigma)$ and exponentiating gives (49).

Conversely, if (49) holds then taking the logarithm gives (50). We then have a telescoping sum

$$\begin{aligned}\ln b_r &= \ln b_0 + \sum_{\ell=1}^r (\ln b_\ell - \ln b_{\ell-1}) \\ &= r \ln \sigma + \ln b_0 + \sum_{k=1}^r (\ln b_\ell - \ln b_{\ell-1} - \ln \sigma).\end{aligned}$$

Now consider the coefficient of σ^{-k} in this expression. Recall that b_ℓ is a polynomial in σ with leading term σ^ℓ , so we can write

$$\ln b_\ell = \ell \ln \sigma + \sum_{k=1}^{\infty} c_{\ell,k} \sigma^{-k}.$$

Then

$$\ln b_\ell - \ln b_{\ell-1} - \ln \sigma = \sum_{k=1}^{\infty} (c_{\ell,k} - c_{\ell-1,k}) \sigma^{-k},$$

and (50) implies that, if $\ell > 2j$, then for all $k \leq j$ we have

$$c_{\ell,k} - c_{\ell-1,k} = -m_k.$$

Therefore, if we define

$$c_k = c_{2j,k} - 2jm_k,$$

and $r \geq 2j$, then for all $k \leq j$ we have

$$c_{r,k} = c_{2j,k} - (r - 2j)m_k = c_k - m_k r,$$

proving (48). □

Note that in addition to showing these two types of stabilization are equivalent, Theorem 7 also proves that the classical approach and the $(\ell - 1, 1)$ Padé method produce the same series expansions.

For both site and bond percolation, we also computed $(\ell - 2, 2)$ Padé approximants, i.e., where the numerator has degree $\ell - 2$ and the denominator is quadratic in p . In this case the estimate of the threshold is the smallest positive root of the equation

$$(b_{\ell-1}^2 - b_\ell b_{\ell-2})p^2 + (b_\ell b_{\ell-3} - b_{\ell-1} b_{\ell-2})p + (b_{\ell-2}^2 - b_{\ell-1} b_{\ell-3}) = 0.$$

It appears that for $j \geq 3$ the coefficient of σ^{-j} in p now stabilizes when $\ell = 2j$. Thus increasing the degree of the denominator does not appear to help. We note that the $(\ell - 1, 1)$ Padé approximants for $\ell = 1, 2, 3$ are known to be upper bounds on S , and therefore that the root of their denominator is a lower bound on the threshold [27].

In any case, these results suggest that the techniques of [1, 2] are not the optimal way to extract the coefficients of the series for p_c^{site} and p_c^{bond} from enumerations of lattice animals. To put this differently, if we assume that the coefficients of $\log b_r$ are linear in r , as they must be for the limit $\log \mu$ to exist, then we don't need to compute the coefficients of b_r to all orders. Proving that the stabilization of Theorem 7 holds strikes us as a very interesting question.

ℓ	p_c^{site}
1	$\sigma^{-1} + O(\sigma^{-2})$
3	$\sigma^{-1} + \frac{3}{2}\sigma^{-2} + O(\sigma^{-3})$
5	$\sigma^{-1} + \frac{3}{2}\sigma^{-2} + \frac{15}{4}\sigma^{-3} + O(\sigma^{-4})$
7	$\sigma^{-1} + \frac{3}{2}\sigma^{-2} + \frac{15}{4}\sigma^{-3} + \frac{83}{4}\sigma^{-4} + O(\sigma^{-5})$
9	$\sigma^{-1} + \frac{3}{2}\sigma^{-2} + \frac{15}{4}\sigma^{-3} + \frac{83}{4}\sigma^{-4} + \frac{6577}{48}\sigma^{-5} + O(\sigma^{-6})$
11	$\sigma^{-1} + \frac{3}{2}\sigma^{-2} + \frac{15}{4}\sigma^{-3} + \frac{83}{4}\sigma^{-4} + \frac{6577}{48}\sigma^{-5} + \frac{119077}{96}\sigma^{-6} + O(\sigma^{-7})$

Table 7. Estimates of p_c^{site} using Padé approximants. For each ℓ , construct the ℓ th-order series expansion (40) of S , compute its Padé approximant with a numerator which is $(\ell - 1)$ st-order in p and a denominator which is linear in p , and expand the root of its denominator in powers of σ^{-1} . We conjecture that the coefficient of σ^{-j} stabilizes when $\ell = 2j - 1$.

ℓ	p_c^{bond}
3	σ^{-1}
5	$\sigma^{-1} + \frac{5}{2}\sigma^{-3} + O(\sigma^{-4})$
7	$\sigma^{-1} + \frac{5}{2}\sigma^{-3} + \frac{15}{2}\sigma^{-4} + O(\sigma^{-5})$
9	$\sigma^{-1} + \frac{5}{2}\sigma^{-3} + \frac{15}{2}\sigma^{-4} + 57\sigma^{-5} + O(\sigma^{-6})$
11	$\sigma^{-1} + \frac{5}{2}\sigma^{-3} + \frac{15}{2}\sigma^{-4} + 57\sigma^{-5} + \frac{4855}{12}\sigma^{-6} + O(\sigma^{-7})$

Table 8. Estimates of p_c^{bond} using Padé approximants, using the ℓ th-order series expansion (6) of dpS . As for site percolation, the coefficient of σ^{-j} appears to stabilize when $\ell = 2j + 1$, reproducing the new term given in (13) but not yet providing an additional one.

8. Conclusions and Outlook

With a combination of brute force enumeration and new analytical results, we were able to extend the series for p_c^{bond} to the next order, and p_c^{site} to two more orders. Let us compare the old series and the new, extended series to very precise numerical values for p_c from recent simulations [28].

As seen from Figure 5, the agreement with p_c is better for the new series, and the rate of convergence for $d \rightarrow \infty$ increases with each new term. For bond percolation, the error decreases as $\sigma^{-6.9}$ for the old series and $\sigma^{-7.9}$ for the new series, and for site percolation the corresponding rates are $\sigma^{-5.8}$ (old), $\sigma^{-6.7}$ (one additional term) and $\sigma^{-7.4}$ (two additional terms). These observations support the claim that these series are asymptotic, which is also suggested by the rapid increase in their coefficients.

What would it take to get the next term in the series for p_c^{bond} , i.e., the coefficient of σ^{-7} ? Using the techniques of [1, 2] appears to be expensive. Assuming that (continuing the pattern) the coefficient of σ^{-6} in (10) is cubic in r , and that it only holds for $r \geq 12$, to find its coefficients we would need b_r for $r = 12, 13, 14, 15$, or equivalently $D_e(q)$ for $e = 12, 13, 14$ and $A_d(e) = D_e(1)$ for $e = 15$. Theorems 4, 5 and 6 save us from enumerating bond lattice animals of size $e = 14$ in $d = 12, 13, 14$, but the remaining enumeration tasks are still prohibitive, as shown in Table 9.

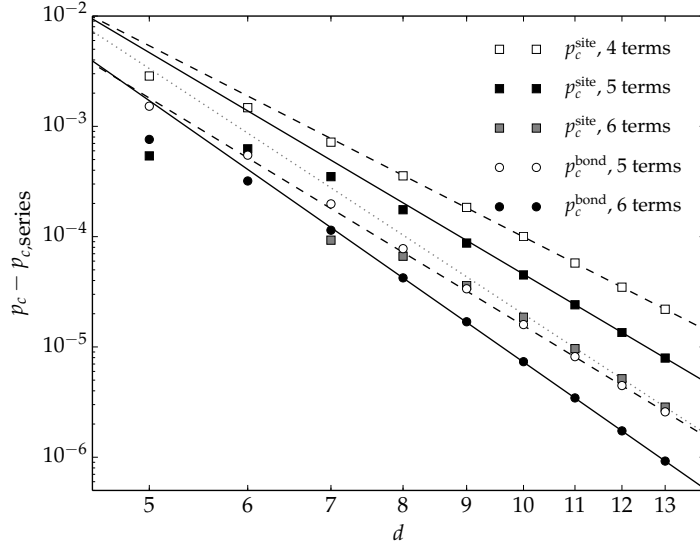


Figure 5. Difference between p_c and the old and new series expansions for site and bond percolation.

(d, e)	wall clock time	(d, e)	wall clock time
(5, 14)	148 days	(7, 12)	57 days
(6, 14)	9 years	(8, 12)	387 days
(7, 14)	116 years	(9, 12)	4,5 years
(8, 14)	1 052 years		
(9, 14)	5 183 years		
(10, 14)	28 526 years		
(11, 14)	133 800 years		

Table 9. Estimated wall clock times for the enumeration of bond animals to compute the next term of the series (13) for p_c^{bond} , using the classical method of [2] (left) and the Padé approximant approach (right). Enumeration data for $(e \leq 4, 14)$ and $(e \leq 6, 12)$ is already available, and data for $(e \geq 12, 14)$ and $(e \geq 10, 12)$ is provided by Theorems 4, 5, and 6.

However, the situation is less daunting for the Padé approach. For p_c^{site} we were already able to compute the next term from the existing data. For p_c^{bond} we just need to compute b_{13} , a task that is within reach of future (or even current) computer machinery (see Table 9). The same is true for the next term of p_c^{site} : using the Padé approach, we need b_{13} for site animals, which is within reach if one is willing to spend months of computing time on a small cluster.

To avoid the hardest enumeration tasks, one can try to extend the results of Section 5, i.e., to analytically compute the coefficients of $\binom{d}{e-k}$ in D_e for $k = 3, 4, 5, \dots$. The number of subgraphs that one needs to identify and analyze grows rapidly with k , making it hard to ensure that none is omitted while avoiding double counting. The actual computation is not complicated, but tedious and error-prone. This suggests delegating it to a computer.

This has in fact been done for site animals, where the formulas for $G_v^{(v-1-k)}$ were derived for $k \leq 5$ with the help of a computer [29]. However, that work does not classify animals

according to their perimeter, so it unfortunately does not help us compute the perimeter polynomials. Formulas that include the perimeter were derived for $k = 0$ and $k = 1$ in [25], but again this gets too cumbersome to do manually for larger values of k . As far as we know, the computer-aided approach has not been used to derive formulas for the coefficients of the perimeter polynomials for site or bond percolation beyond [25] and Theorems 4, 5, and 6.

The bottom line is that the computation of the next terms in (13) and (47) along the classical road is far beyond our current computational power and analytical tools. With the Padé approach, both tasks are within reach, either by spending a considerable amount of computer time or by extending the analytical results derived here and in [25]. Going beyond that, however, requires a significant new idea.

Appendix A. Perimeter Polynomials $D_e(\mathbf{q})$ for Bond Animals

The perimeter polynomials D_1, \dots, D_8 appeared in [2]. Here we also give D_9, D_{10} and D_{11} , as well as $D_{12}(1)$. We obtained these with our new computations, Theorems 4, 5, and 6, and the identity (9).

$$\begin{aligned}
D_1(q) &= q^{4d-2} \binom{d}{1} \\
D_2(q) &= q^{6d-4} \left[\binom{d}{1} + 4 \binom{d}{2} \right] \\
D_3(q) &= q^{8d-6} \left[\binom{d}{1} + (16 + 4q^{-1}) \binom{d}{2} + 32 \binom{d}{3} \right] \\
D_4(q) &= q^{10d-8} \left[\binom{d}{1} + (53 + 32q^{-1} + q^{-2d}) \binom{d}{2} + (324 + 96q^{-1}) \binom{d}{3} + 400 \binom{d}{4} \right] \\
D_5(q) &= q^{12d-10} \left[\binom{d}{1} + (172 + 160q^{-1} + 30q^{-2} + 8q^{-2d}) \binom{d}{2} \right. \\
&\quad \left. + (2448 + 1512q^{-1} + 180q^{-2} + 24q^{-2d}) \binom{d}{3} + (8064 + 2304q^{-1}) \binom{d}{4} + 6912 \binom{d}{5} \right] \\
D_6(q) &= q^{14d-12} \left[\binom{d}{1} + (568 + 672q^{-1} + 332q^{-2} + 40q^{-2d} + 14q^{-2d-1}) \binom{d}{2} \right. \\
&\quad \left. + (17041 + 15600q^{-1} + 4704q^{-2} + 400q^{-3} + 376q^{-2d} + 84q^{-2d-1}) \binom{d}{3} \right. \\
&\quad \left. + (112824 + 63744q^{-1} + 9408q^{-2} + 576q^{-2d}) \binom{d}{4} \right. \\
&\quad \left. + (239120 + 62720q^{-1}) \binom{d}{5} + 153664 \binom{d}{6} \right] \\
D_7(q) &= q^{16d-14} \left[\binom{d}{1} + (1906 + 2712q^{-1} + 2030q^{-2} + 336q^{-3} + 168q^{-2d} + 156q^{-2d-1} + 2q^{-4d}) \binom{d}{2} \right. \\
&\quad \left. + (116004 + 137736q^{-1} + 67812q^{-2} + 15096q^{-3} + 384q^{-5} + 3864q^{-2d} \right. \\
&\quad \left. + 2208q^{-2d-1} + 264q^{-2d-2} + 12q^{-4d}) \binom{d}{3} \right. \\
&\quad \left. + (1382400 + 1141248q^{-1} + 350400q^{-2} + 40256q^{-3} + 15840q^{-2d} + 4416q^{-2d-1}) \binom{d}{4} \right. \\
&\quad \left. + (5445120 + 2769920q^{-1} + 407040q^{-2} + 15680q^{-2d}) \binom{d}{5} \right. \\
&\quad \left. + (8257536 + 1966080q^{-1}) \binom{d}{6} + 4194304 \binom{d}{7} \right]
\end{aligned}$$

$$\begin{aligned}
D_8(q) &= q^{18d-16} \left[\binom{d}{1} + (6471 + 10880q^{-1} + 9972q^{-2} + 4064q^{-3} + 192q^{-4} + 677q^{-2d}) \right. \\
&\quad + 958q^{-2d-1} + 228q^{-2d-2} + 22q^{-4d} \binom{d}{2} \\
&\quad + (787965 + 1140576q^{-1} + 755532q^{-2} + 287280q^{-3} + 28704q^{-4} + 9216q^{-5} + 33996q^{-2d}) \\
&\quad + 31908q^{-2d-1} + 10080q^{-2d-2} + 408q^{-2d-4} + 312q^{-4d} + 72q^{-4d-1} \binom{d}{3} \\
&\quad + (15998985 + 17116800q^{-1} + 7855008q^{-2} + 1932864q^{-3} + 114816q^{-4}) \\
&\quad + 24576q^{-5} + 282216q^{-2d} + 164928q^{-2d-1} + 26880q^{-2d-2} + 624q^{-4d} \binom{d}{4} \\
&\quad + (104454120 + 77177280q^{-1} + 22232640q^{-2} + 2609280q^{-3} + 688640q^{-2d} + 192000q^{-2d-1}) \binom{d}{5} \\
&\quad + (280717488 + 128770560q^{-1} + 17729280q^{-2} + 491520q^{-2d}) \binom{d}{6} \\
&\quad \left. + (326265408 + 70543872q^{-1}) \binom{d}{7} + 136048896 \binom{d}{8} \right] \\
D_9(q) &= q^{20d-18} \left[\binom{d}{1} + (22200 + 43220q^{-1} + 46004q^{-2} + 27392q^{-3} + 6062q^{-4} + 2708q^{-2d}) \right. \\
&\quad + 4724q^{-2d-1} + 2776q^{-2d-2} + 164q^{-2d-3} + 134q^{-4d} + 60q^{-4d-1} \binom{d}{2} \\
&\quad + (5380600 + 9167304q^{-1} + 7470900q^{-2} + 3904416q^{-3} + 952659q^{-4} + 167760q^{-5} + 33024q^{-6}) \\
&\quad + 280608q^{-2d} + 355860q^{-2d-1} + 193440q^{-2d-2} + 24720q^{-2d-3} + 9792q^{-2d-4} + 4452q^{-4d} \\
&\quad + 2712q^{-4d-1} + 212q^{-4d-3} + 8q^{-6d} \binom{d}{3} \\
&\quad + (180558848 + 235351008q^{-1} + 140954400q^{-2} + 52264576q^{-3} + 8518224q^{-4} + 1256064q^{-5} + 132096q^{-6}) \\
&\quad + 4215664q^{-2d} + 3700320q^{-2d-1} + 1299648q^{-2d-2} + 98880q^{-2d-3} + 26112q^{-2d-4} \\
&\quad + 23040q^{-4d} + 7232q^{-4d-1} \binom{d}{4} \\
&\quad + (1839569920 + 1758624960q^{-1} + 736709440q^{-2} + 171765760q^{-3} + 13580560q^{-4} + 1228800q^{-5}) \\
&\quad + 19098480q^{-2d} + 10501440q^{-2d-1} + 1756800q^{-2d-2} + 26880q^{-4d} \binom{d}{5} \\
&\quad + (7801139200 + 5187225600q^{-1} + 1371264000q^{-2} + 151859200q^{-3} + 32037120q^{-2d} + 8398080q^{-2d-1}) \binom{d}{6} \\
&\quad + (15572480000 + 6478080000q^{-1} + 819840000q^{-2} + 17635968q^{-2d}) \binom{d}{7} \\
&\quad \left. + (14540800000 + 2867200000q^{-1}) \binom{d}{8} + 512000000 \binom{d}{9} \right] \\
D_{10}(q) &= q^{22d-20} \left[\binom{d}{1} + (76884 + 169784q^{-1} + 207444q^{-2} + 148728q^{-3} + 63852q^{-4} + 5696q^{-5} + 10724q^{-2d}) \right. \\
&\quad + 21844q^{-2d-1} + 18816q^{-2d-2} + 5308q^{-2d-3} + 656q^{-4d} + 728q^{-4d-1} + 62q^{-4d-2} + 6q^{-6d} \binom{d}{2} \\
&\quad + (37034319 + 72525600q^{-1} + 69548916q^{-2} + 44680224q^{-3} + 17341872q^{-4} + 3987504q^{-5} + 919680q^{-6}) \\
&\quad + 104880q^{-7} + 2248620q^{-2d} + 3520212q^{-2d-1} + 2643504q^{-2d-2} + 827214q^{-2d-3} + 177060q^{-2d-4} + 41280q^{-2d-5}
\end{aligned}$$

$$\begin{aligned}
& + 49062q^{-4d} + 51552q^{-4d-1} + 9480q^{-4d-2} + 5088q^{-4d-3} + 288q^{-6d} + 66q^{-6d-2} \binom{d}{3} \\
& + (2017563224 + 3087285504q^{-1} + 2252598408q^{-2} + 1084658496q^{-3} + 299992512q^{-4} + 54960192q^{-5} \\
& + 9445632q^{-6} + 839040q^{-7} + 57763584q^{-2d} + 66404448q^{-2d-1} + 35316960q^{-2d-2} + 7383456q^{-2d-3} \\
& + 1325088q^{-2d-4} + 165120q^{-2d-5} + 510768q^{-4d} + 346816q^{-4d-1} + 37920q^{-4d-2} + 13568q^{-4d-3} + 768q^{-6d} \binom{d}{4} \\
& + (30937530481 + 35996081120q^{-1} + 19450068320q^{-2} + 6580542880q^{-3} + 1145908480q^{-4} + 134990208q^{-5} \\
& + 13701120q^{-6} + 433509696q^{-2d} + 348072000q^{-2d-1} + 116214720q^{-2d-2} + 11787040q^{-2d-3} + 1305600q^{-2d-4} \\
& + 1454160q^{-4d} + 469120q^{-4d-1} \binom{d}{5} \\
& + (194498568156 + 167245290240q^{-1} + 63682584960q^{-2} + 13587383040q^{-3} + 1122984960q^{-4} \\
& + 59473920q^{-5} + 1285228800q^{-2d} + 650035200q^{-2d-1} + 102950400q^{-2d-2} + 1166400q^{-4d} \binom{d}{6} \\
& + (593322510704 + 357772800000q^{-1} + 86356596480q^{-2} + 8787116800q^{-3} + 1612800000q^{-2d} + 389760000q^{-2d-1} \binom{d}{7} \\
& + (930918351616 + 353460445184q^{-1} + 40929208320q^{-2} + 716800000q^{-2d} \binom{d}{8} \\
& + (722456748288 + 130613649408q^{-1} \binom{d}{9} + 219503494144 \binom{d}{10} \Big] \\
D_{11}(q) = & q^{24d-22} \left[\binom{d}{1} + (268350 + 662424q^{-1} + 912378q^{-2} + 755936q^{-3} + 435330q^{-4} + 111112q^{-5} + 4830q^{-6} \right. \\
& + 42012q^{-2d} + 98596q^{-2d-1} + 102660q^{-2d-2} + 56496q^{-2d-3} + 6032q^{-2d-4} \\
& + 3008q^{-4d} + 4920q^{-4d-1} + 2000q^{-4d-2} + 72q^{-6d} + 12q^{-6d-1} \binom{d}{2} \\
& + (257091447 + 568629480q^{-1} + 624866154q^{-2} + 467409000q^{-3} + 238715907q^{-4} + 80060424q^{-5} \\
& + 19650432q^{-6} + 4958880q^{-7} + 94500q^{-9} + 17740860q^{-2d} + 32773380q^{-2d-1} + 30367248q^{-2d-2} \\
& + 15154164q^{-2d-3} + 4208376q^{-2d-4} + 1151064q^{-2d-5} + 148008q^{-2d-6} + 479952q^{-4d} + 698808q^{-4d-1} \\
& + 315738q^{-4d-2} + 90744q^{-4d-3} + 25608q^{-4d-4} + 5328q^{-6d} + 1872q^{-6d-1} + 1584q^{-6d-2} + 12q^{-8d-1} \binom{d}{3} \\
& + (22494953744 + 39420410688q^{-1} + 33669058848q^{-2} + 19535663616q^{-3} + 7457884848q^{-4} + 1932787968q^{-5} \\
& + 394406080q^{-6} + 71993664q^{-7} + 3443136q^{-8} + 756000q^{-9} + 755437872q^{-2d} + 1060971144q^{-2d-1} \\
& + 735484416q^{-2d-2} + 261507552q^{-2d-3} + 57870624q^{-2d-4} + 11783232q^{-2d-5} + 1184064q^{-2d-6} \\
& + 9062784q^{-4d} + 9351648q^{-4d-1} + 2819616q^{-4d-2} + 678464q^{-4d-3} + 102432q^{-4d-4} \\
& + 35968q^{-6d} + 7488q^{-6d-1} + 4224q^{-6d-2} \binom{d}{4} \\
& + (507201540240 + 691805061120q^{-1} + 452798848800q^{-2} + 195805808000q^{-3} + 52407897360q^{-4} \\
& + 9325311360q^{-5} + 1352772160q^{-6} + 135333120q^{-7} + 8844012400q^{-2d} + 9187994080q^{-2d-1} \\
& + 4468344240q^{-2d-2} + 999695680q^{-2d-3} + 142520640q^{-2d-4} + 17157120q^{-2d-5} + 47677760q^{-4d} \\
& + 30820800q^{-4d-1} + 4505760q^{-4d-2} + 678400q^{-4d-3} + 48640q^{-6d} \binom{d}{5} \\
& + (4548861718272 + 4758841658880q^{-1} + 2326927299840q^{-2} + 710854571520q^{-3} + 119621445120q^{-4} \\
& + 12373857792q^{-5} + 1021870080q^{-6} + 41293532640q^{-2d} + 30190824960q^{-2d-1}
\end{aligned}$$

$$\begin{aligned}
& + 9246453120q^{-2d-2} + 981461760q^{-2d-3} + 63191040q^{-2d-4} + 89376000q^{-4d} + 27340800q^{-4d-1} \binom{d}{6} \\
& + (19903875199488 + 15525985886208q^{-1} + 5383330219008q^{-2} + 1042574561280q^{-3} + 83366115840q^{-4} \\
& + 2972712960q^{-5} + 88752861120q^{-2d} + 41074268928q^{-2d-1} + 5992694400q^{-2d-2} + 53760000q^{-4d}) \binom{d}{7} \\
& + (46672464052224 + 25712480747520q^{-1} + 5672976777216q^{-2} + 526170193920q^{-3} + 88050271232q^{-2d} \\
& + 19520083968q^{-2d-1}) \binom{d}{8} \\
& + (59894730326016 + 20886790864896q^{-1} + 2215265697792q^{-2} + 32653412352q^{-2d}) \binom{d}{9} \\
& + (39627113103360 + 6604518850560q^{-1}) \binom{d}{10} + 10567230160896 \binom{d}{11} \Big] \\
D_{12}(1) = & \binom{d}{1} + 16576872 \binom{d}{2} + 22086892828 \binom{d}{3} + 1825033692350 \binom{d}{4} + 38707129124945 \binom{d}{5} \\
& + 341855549212957 \binom{d}{6} + 1554749521671500 \binom{d}{7} + 4030548636699744 \binom{d}{8} + 6199599459637248 \binom{d}{9} \\
& + 5601509502521600 \binom{d}{10} + 2747328861561856 \binom{d}{11} + 564668382613504 \binom{d}{12}
\end{aligned}$$

Appendix B. The Polynomials b_r for Bond Percolation

Here we give b_r , the coefficients of p^r in the series expansion for dp_S defined in (6). The leading term σ^r corresponds to the mean-field behavior.

$$\begin{aligned}
b_1 &= \frac{\sigma}{2} + \frac{1}{2} \\
b_2 &= \sigma^2 + \sigma \\
b_3 &= \sigma^3 + \sigma^2 \\
b_4 &= \sigma^4 + \sigma^3 - \frac{3\sigma^2}{2} + \frac{3}{2} \\
b_5 &= \sigma^5 + \sigma^4 - 4\sigma^3 + 3\sigma^2 + 4\sigma - 3 \\
b_6 &= \sigma^6 + \sigma^5 - \frac{13\sigma^4}{2} - 3\sigma^3 + \frac{55\sigma^2}{2} + 3\sigma - 21 \\
b_7 &= \sigma^7 + \sigma^6 - 9\sigma^5 - 13\sigma^4 + 98\sigma^3 - 68\sigma^2 - 89\sigma + 81 \\
b_8 &= \sigma^8 + \sigma^7 - \frac{23\sigma^6}{2} - 23\sigma^5 + 89\sigma^4 + \frac{733\sigma^3}{2} - \frac{1859\sigma^2}{2} - \frac{687\sigma}{2} + 852 \\
b_9 &= \sigma^9 + \sigma^8 - 14\sigma^7 - 33\sigma^6 + \frac{119\sigma^5}{2} + \frac{2747\sigma^4}{2} - 4383\sigma^3 + \frac{4455\sigma^2}{2} + \frac{8675\sigma}{2} - 3568 \\
b_{10} &= \sigma^{10} + \sigma^9 - \frac{33\sigma^8}{2} - 43\sigma^7 + \frac{145\sigma^6}{4} + 1389\sigma^5 + \frac{12097\sigma^4}{4} - \frac{146053\sigma^3}{4} + 51923\sigma^2 \\
& + \frac{140669\sigma}{4} - 54967 \\
b_{11} &= \sigma^{11} + \sigma^{10} - 19\sigma^9 - 53\sigma^8 + \frac{77\sigma^7}{4} + \frac{14429\sigma^6}{12} + \frac{72193\sigma^5}{4} - \frac{543935\sigma^4}{4} + \frac{3342607\sigma^3}{12} \\
& - \frac{789173\sigma^2}{12} - \frac{3559189\sigma}{12} + \frac{802395}{4}
\end{aligned}$$

$$b_{12} = \sigma^{12} + \sigma^{11} - \frac{43\sigma^{10}}{2} - 63\sigma^9 + \frac{17\sigma^8}{2} + \frac{12715\sigma^7}{12} + \frac{111581\sigma^6}{6} + \frac{7897\sigma^5}{12} - \frac{6133171\sigma^4}{6} \\ + \frac{49710709\sigma^3}{12} - \frac{11934461\sigma^2}{3} - \frac{16576855\sigma}{4} + 4981765$$

Appendix C. Perimeter Polynomials $D_\nu(q)$ for Site Percolation

The perimeter polynomials D_2, \dots, D_7 for site percolation appeared in [1]. We computed D_8, \dots, D_{12} and $D_{13}(1)$ from the enumerations in [8] and the analytical results in [25], including the identity (42).

$$D_2(q) = q^{4d-2} \binom{d}{1}$$

$$D_3(q) = q^{6d-4} \left[\binom{d}{1} + 4q^{-1} \binom{d}{2} \right]$$

$$D_4(q) = q^{8d-6} \left[\binom{d}{1} + (9q^{-2} + 8q^{-1}) \binom{d}{2} + (8q^{-3} + 24q^{-2}) \binom{d}{3} \right]$$

$$D_5(q) = q^{10d-8} \left[\binom{d}{1} + (q^{-4} + 20q^{-3} + 28q^{-2} + 12q^{-1}) \binom{d}{2} + (12q^{-5} + 96q^{-4} + 168q^{-3} + 72q^{-2}) \binom{d}{3} \right. \\ \left. + (16q^{-6} + 192q^{-4} + 192q^{-3}) \binom{d}{4} \right]$$

$$D_6(q) = q^{12d-10} \left[\binom{d}{1} + (4q^{-5} + 54q^{-4} + 80q^{-3} + 60q^{-2} + 16q^{-1}) \binom{d}{2} + (6q^{-8} + 280q^{-6} + 720q^{-5} \right. \\ \left. + 966q^{-4} + 720q^{-3} + 144q^{-2}) \binom{d}{3} + (32q^{-9} + 288q^{-7} + 1504q^{-6} + 2784q^{-5} + 3264q^{-4} + 768q^{-3}) \binom{d}{4} \right. \\ \left. + (32q^{-10} + 640q^{-7} + 480q^{-6} + 3840q^{-5} + 1920q^{-4}) \binom{d}{5} \right]$$

$$D_7(q) = q^{14d-12} \left[\binom{d}{1} + (22q^{-6} + 136q^{-5} + 252q^{-4} + 228q^{-3} + 100q^{-2} + 20q^{-1}) \binom{d}{2} \right. \\ \left. + (q^{-12} + 72q^{-9} + 662q^{-8} + 2496q^{-7} + 4924q^{-6} + 6024q^{-5} + 4926q^{-4} + 1880q^{-3} + 240q^{-2}) \binom{d}{3} \right. \\ \left. + (24q^{-13} + 672q^{-10} + 2288q^{-9} + 10320q^{-8} + 25440q^{-7} + 36256q^{-6} + 36624q^{-5} + 15744q^{-4} + 1920q^{-3}) \binom{d}{4} \right. \\ \left. + (80q^{-14} + 960q^{-11} + 1760q^{-10} + 7680q^{-9} + 23680q^{-8} + 57920q^{-7} + 89760q^{-6} + 63360q^{-5} + 9600q^{-4}) \binom{d}{5} \right. \\ \left. + (64q^{-15} + 1920q^{-11} + 3840q^{-9} + 19200q^{-8} + 28800q^{-7} + 76800q^{-6} + 23040q^{-5}) \binom{d}{6} \right]$$

$$D_8(q) = q^{16d-14} \left[\binom{d}{1} + (4q^{-8} + 80q^{-7} + 388q^{-6} + 777q^{-5} + 818q^{-4} + 480q^{-3} + 152q^{-2} + 24q^{-1}) \binom{d}{2} \right. \\ \left. + (12q^{-13} + 6q^{-12} + 288q^{-11} + 2089q^{-10} + 8340q^{-9} + 20304q^{-8} + 33072q^{-7} + 38148q^{-6} + 32304q^{-5} \right. \\ \left. + 16002q^{-4} + 3816q^{-3} + 360q^{-2}) \binom{d}{3} \right. \\ \left. + (8q^{-18} + 552q^{-14} + 192q^{-13} + 5216q^{-12} + 22096q^{-11} + 78024q^{-10} + 190016q^{-9} + 331584q^{-8} \right.$$

$$\begin{aligned}
& + 420000q^{-7} + 385568q^{-6} + 203712q^{-5} + 47616q^{-4} + 3840q^{-3} \binom{d}{4} \\
& + (80q^{-19} + 2720q^{-15} + 1920q^{-14} + 8640q^{-13} + 43040q^{-12} + 128880q^{-11} + 372800q^{-10} + 854720q^{-9} \\
& + 1444960q^{-8} + 1712160q^{-7} + 1220160q^{-6} + 341760q^{-5} + 28800q^{-4}) \binom{d}{5} \\
& + (192q^{-20} + 2880q^{-16} + 6144q^{-15} + 30720q^{-13} + 90240q^{-12} + 180480q^{-11} + 547200q^{-10} \\
& + 1324800q^{-9} + 2304000q^{-8} + 2833920q^{-7} + 1290240q^{-6} + 138240q^{-5}) \binom{d}{6} + (128q^{-21} + 5376q^{-16} \\
& + 13440q^{-13} + 89600q^{-12} + 322560q^{-10} + 618240q^{-9} + 1209600q^{-8} + 1612800q^{-7} + 322560q^{-6}) \binom{d}{7} \Big] \\
D_9(q) = & q^{18d-16} \left[\binom{d}{1} + (28q^{-9} + 291q^{-8} + 1152q^{-7} + 2444q^{-6} + 2804q^{-5} + 2089q^{-4} + 856q^{-3} + 216q^{-2} + 28q^{-1}) \binom{d}{2} \right. \\
& + (48q^{-15} + 90q^{-14} + 1284q^{-13} + 7415q^{-12} + 30600q^{-11} + 79512q^{-10} + 154852q^{-9} + 225636q^{-8} + 247020q^{-7} \\
& + 210372q^{-6} + 120048q^{-5} + 39018q^{-4} + 6744q^{-3} + 504q^{-2}) \binom{d}{3} + (q^{-24} + 192q^{-19} + 56q^{-18} \\
& + 4128q^{-16} + 9752q^{-15} + 45720q^{-14} + 205960q^{-13} + 622008q^{-12} + 1461712q^{-11} + 2701512q^{-10} \\
& + 4016208q^{-9} + 4580136q^{-8} + 3980496q^{-7} + 2291360q^{-6} + 724368q^{-5} + 111744q^{-4} + 6720q^{-3}) \binom{d}{4} \\
& + (40q^{-25} + 2960q^{-20} + 1120q^{-19} + 26880q^{-17} + 75120q^{-16} + 172880q^{-15} + 640800q^{-14} + 2095840q^{-13} \\
& + 5320080q^{-12} + 11453440q^{-11} + 20104160q^{-10} + 27853120q^{-9} + 28840320q^{-8} + 19990880q^{-7} + 7239360q^{-6} \\
& + 1171200q^{-5} + 67200q^{-4}) \binom{d}{5} + (240q^{-26} + 9600q^{-21} + 8064q^{-20} + 34560q^{-18} + 159360q^{-17} \\
& + 330240q^{-16} + 624384q^{-15} + 2376960q^{-14} + 5865600q^{-13} + 14515200q^{-12} + 31011840q^{-11} + 56841600q^{-10} \\
& + 78712320q^{-9} + 76510080q^{-8} + 38718720q^{-7} + 7718400q^{-6} + 483840q^{-5}) \binom{d}{6} \\
& + (448q^{-27} + 8064q^{-22} + 19712q^{-21} + 107520q^{-18} + 309120q^{-17} + 454272q^{-16} + 555520q^{-15} + 3373440q^{-14} \\
& + 6800640q^{-13} + 13879040q^{-12} + 35750400q^{-11} + 66312960q^{-10} + 97386240q^{-9} + 88623360q^{-8} \\
& + 28062720q^{-7} + 2257920q^{-6}) \binom{d}{7} \\
& + (256q^{-28} + 14336q^{-22} + 43008q^{-18} + 301056q^{-17} + 71680q^{-16} + 1505280q^{-14} + 4014080q^{-13} \\
& + 1505280q^{-12} + 18063360q^{-11} + 24084480q^{-10} + 45158400q^{-9} + 36126720q^{-8} + 5160960q^{-7}) \binom{d}{8} \Big] \\
D_{10}(q) = & q^{20d-18} \left[\binom{d}{1} + (4q^{-11} + 154q^{-10} + 986q^{-9} + 3676q^{-8} + 7612q^{-7} + 9750q^{-6} + 8192q^{-5} + 4330q^{-4} + 1416q^{-3} \right. \\
& + 292q^{-2} + 32q^{-1}) \binom{d}{2} + (212q^{-17} + 753q^{-16} + 5224q^{-15} + 32084q^{-14} + 115836q^{-13} + 323100q^{-12} \\
& + 690016q^{-11} + 1163448q^{-10} + 1547364q^{-9} + 1638078q^{-8} + 1383084q^{-7} + 854808q^{-6} + 339288q^{-5} \\
& + 80556q^{-4} + 10880q^{-3} + 672q^{-2}) \binom{d}{3} + (24q^{-25} + 8q^{-24} + 1536q^{-21} + 2112q^{-20} + 4560q^{-19} \\
& + 33616q^{-18} + 134312q^{-17} + 515824q^{-16} + 1865120q^{-15} + 5178896q^{-14} + 11710048q^{-13} + 22170392q^{-12} \\
& + 35115760q^{-11} + 46183200q^{-10} + 48898512q^{-9} + 40778400q^{-8} + 24415968q^{-7} + 9171024q^{-6}
\end{aligned}$$

$$\begin{aligned}
& + 1970304q^{-5} + 224448q^{-4} + 10752q^{-3} \binom{d}{4} \\
& + (10q^{-32} + 1560q^{-26} + 400q^{-25} + 31920q^{-22} + 57200q^{-21} + 77640q^{-20} + 326880q^{-19} + 1278600q^{-18} \\
& + 3586000q^{-17} + 10522734q^{-16} + 30712960q^{-15} + 73534720q^{-14} + 150801360q^{-13} + 266010272q^{-12} \\
& + 393996960q^{-11} + 478780720q^{-10} + 451891520q^{-9} + 305368240q^{-8} \\
& + 125711680q^{-7} + 28044480q^{-6} + 3102720q^{-5} + 134400q^{-4} \binom{d}{5} \\
& + (160q^{-33} + 12960q^{-27} + 5760q^{-26} + 124800q^{-23} + 340800q^{-22} + 413760q^{-21} \\
& + 822656q^{-20} + 3081120q^{-19} + 9619840q^{-18} + 21003360q^{-17} + 54009600q^{-16} + 144823424q^{-15} \\
& + 324407040q^{-14} + 661888320q^{-13} + 1171213440q^{-12} + 1748548800q^{-11} + 2065014720q^{-10} \\
& + 1772025600q^{-9} + 925670400q^{-8} + 244684800q^{-7} + 29529600q^{-6} + 1290240q^{-5} \binom{d}{6} \\
& + (672q^{-34} + 30912q^{-28} + 30464q^{-27} + 120960q^{-24} + 634368q^{-23} + 1128960q^{-22} \\
& + 924672q^{-21} + 2587200q^{-20} + 10257408q^{-19} + 24990560q^{-18} + 44491776q^{-17} + 108450048q^{-16} \\
& + 291737600q^{-15} + 602112000q^{-14} + 1250027520q^{-13} + 2340732800q^{-12} + 3597807360q^{-11} \\
& + 4256985600q^{-10} + 3287208960q^{-9} + 1225244160q^{-8} + 184504320q^{-7} + 9031680q^{-6} \binom{d}{7} \\
& + (1024q^{-35} + 21504q^{-29} + 59392q^{-28} + 344064q^{-24} + 1132544q^{-23} + 1318912q^{-22} + 537600q^{-21} \\
& + 2594816q^{-20} + 13683712q^{-19} + 29159424q^{-18} + 36528128q^{-17} \\
& + 82216960q^{-16} + 285788160q^{-15} + 508067840q^{-14} + 994416640q^{-13} + 2243082240q^{-12} \\
& + 3350323200q^{-11} + 4204032000q^{-10} + 2807562240q^{-9} + 655441920q^{-8} + 41287680q^{-7} \binom{d}{8} \\
& + (512q^{-36} + 36864q^{-29} + 129024q^{-24} + 1032192q^{-23} + 258048q^{-21} + 161280q^{-20} \\
& + 6193152q^{-19} + 14450688q^{-18} + 10321920q^{-17} + 7741440q^{-16} + 118702080q^{-15} + 180633600q^{-14} \\
& + 216760320q^{-13} + 894136320q^{-12} + 1083801600q^{-11} + 1625702400q^{-10} + 867041280q^{-9} + 92897280q^{-8} \binom{d}{9} \Big] \\
D_{11}(q) = & q^{22d-20} \left[\binom{d}{1} + 52q^{-12} + 644q^{-11} + 3530q^{-10} + 11772q^{-9} + 24472q^{-8} + 33336q^{-7} + 31202q^{-6} + 19532q^{-5} \right. \\
& + 8130q^{-4} + 2180q^{-3} + 380q^{-2} + 36q^{-1} \binom{d}{2} + (78q^{-20} + 788q^{-19} + 4476q^{-18} + 27564q^{-17} + 134622q^{-16} \\
& + 485724q^{-15} + 1347336q^{-14} + 3077772q^{-13} + 5692422q^{-12} + 8616240q^{-11} + 10764504q^{-10} + 11033940q^{-9} \\
& + 9242862q^{-8} + 5983548q^{-7} + 2711448q^{-6} + 799716q^{-5} + 148404q^{-4} + 16440q^{-3} + 864q^{-2} \binom{d}{3} \\
& + (192q^{-27} + 276q^{-26} + 192q^{-25} + 1316q^{-24} + 11104q^{-23} + 36792q^{-22} + 77800q^{-21} + 397656q^{-20} \\
& + 1661216q^{-19} + 5628072q^{-18} + 17374664q^{-17} + 44682900q^{-16} + 98212824q^{-15} + 185555192q^{-14} \\
& + 304966528q^{-13} + 430769888q^{-12} + 518306896q^{-11} + 517753104q^{-10} + 417546016q^{-9} + 254764512q^{-8} \\
& + 106452816q^{-7} + 28179984q^{-6} + 4506144q^{-5} + 405504q^{-4} + 16128q^{-3} \binom{d}{4} \\
& + (q^{-40} + 400q^{-33} + 90q^{-32} + 18000q^{-28} + 27560q^{-27} + 15000q^{-26} + 49840q^{-25} + 347280q^{-24} + 1166080q^{-23} \\
& + 2076920q^{-22} + 6344960q^{-21} + 21645284q^{-20} + 64089560q^{-19} + 173957760q^{-18} + 442604160q^{-17} \\
& + 1003577610q^{-16} + 1992112688q^{-15} + 3481282200q^{-14} + 5323227680q^{-13} + 7006036400q^{-12}
\end{aligned}$$

$$\begin{aligned}
& + 7720824320q^{-11} + 6805302112q^{-10} + 4493044960q^{-9} + 1986467760q^{-8} + 536602080q^{-7} \\
& + 83668800q^{-6} + 6963840q^{-5} + 241920q^{-4} \binom{d}{5} \\
& + (60q^{-41} + 9120q^{-34} + 2520q^{-33} + 181440q^{-29} + 382800q^{-28} + 267840q^{-27} + 308640q^{-26} + 1925184q^{-25} \\
& + 7626720q^{-24} + 14772960q^{-23} + 27560480q^{-22} + 76929360q^{-21} + 222560928q^{-20} + 553623840q^{-19} \\
& + 1314060960q^{-18} + 3091960920q^{-17} + 6778878720q^{-16} + 13156725984q^{-15} + 22862414400q^{-14} \\
& + 34825843200q^{-13} + 45193896960q^{-12} + 47500560000q^{-11} + 37532963520q^{-10} + 19772224320q^{-9} \\
& + 6102172800q^{-8} + 1026650880q^{-7} + 86976000q^{-6} + 2903040q^{-5} \binom{d}{6} \\
& + (560q^{-42} + 49728q^{-35} + 26208q^{-34} + 497280q^{-30} + 1567104q^{-29} + 1831872q^{-28} + 822528q^{-27} \\
& + 3203200q^{-26} + 15201984q^{-25} + 43525888q^{-24} + 65583168q^{-23} + 119482944q^{-22} + 324410688q^{-21} \\
& + 849534336q^{-20} + 1896722688q^{-19} + 4014401440q^{-18} + 9200648128q^{-17} + 19989185664q^{-16} \\
& + 38556748160q^{-15} + 68671733760q^{-14} + 107864158080q^{-13} + 141236659200q^{-12} + 144177747840q^{-11} \\
& + 101179249920q^{-10} + 40593853440q^{-9} + 8235763200q^{-8} + 778982400q^{-7} + 27095040q^{-6} \binom{d}{7} \\
& + (1792q^{-43} + 93184q^{-36} + 105984q^{-35} + 387072q^{-31} + 2283008q^{-30} + 4623360q^{-29} + 2460672q^{-28} \\
& + 1576960q^{-27} + 9397248q^{-26} + 46448640q^{-25} + 98180096q^{-24} + 129253376q^{-23} + 194460672q^{-22} \\
& + 608183296q^{-21} + 1509408768q^{-20} + 3134777856q^{-19} + 5605476352q^{-18} + 13360951296q^{-17} \\
& + 29633372160q^{-16} + 55336386560q^{-15} + 102507991040q^{-14} + 171497840640q^{-13} + 225982740480q^{-12} \\
& + 228707512320q^{-11} + 138796277760q^{-10} + 39592304640q^{-9} + 4696473600q^{-8} + 185794560q^{-7} \binom{d}{8} \\
& + (2304q^{-44} + 55296q^{-37} + 170496q^{-36} + 1032192q^{-31} + 3833856q^{-30} + 4976640q^{-29} + 1935360q^{-28} \\
& + 8128512q^{-26} + 58963968q^{-25} + 110380032q^{-24} + 97542144q^{-23} + 122572800q^{-22} + 469905408q^{-21} \\
& + 1359880704q^{-20} + 2540353536q^{-19} + 3491776512q^{-18} + 880588800q^{-17} + 23029493760q^{-16} \\
& + 37619527680q^{-15} + 73086935040q^{-14} + 136826081280q^{-13} + 175935836160q^{-12} + 182798622720q^{-11} \\
& + 91457372160q^{-10} + 16442818560q^{-9} + 836075520q^{-8} \binom{d}{9} \\
& + (1024q^{-45} + 92160q^{-37} + 368640q^{-31} + 3317760q^{-30} + 860160q^{-27} + 24514560q^{-25} + 61931520q^{-24} \\
& + 46448640q^{-22} + 63866880q^{-21} + 557383680q^{-20} + 766402560q^{-19} + 954777600q^{-18} + 1393459200q^{-17} \\
& + 8360755200q^{-16} + 9165864960q^{-15} + 19508428800q^{-14} + 43893964800q^{-13} + 52022476800q^{-12} \\
& + 58525286400q^{-11} + 22295347200q^{-10} + 1857945600q^{-9} \binom{d}{10} \Big]
\end{aligned}$$

$$\begin{aligned}
D_{12}(q) = & q^{24d-22} \left[\binom{d}{1} + (9q^{-14} + 325q^{-13} + 2644q^{-12} + 12502q^{-11} + 38694q^{-10} + 79730q^{-9} + 114342q^{-8} + 115502q^{-7} \right. \\
& + 83183q^{-6} + 41136q^{-5} + 14064q^{-4} + 3208q^{-3} + 480q^{-2} + 40q^{-1}) \binom{d}{2} + (9q^{-24} + 432q^{-22} + 4668q^{-21} + 25440q^{-20} \\
& + 138904q^{-19} + 620231q^{-18} + 2097936q^{-17} + 5926745q^{-16} + 13865948q^{-15} + 27402318q^{-14} + 45459498q^{-13} \\
& + 63704774q^{-12} + 75606576q^{-11} + 75472992q^{-10} + 62723968q^{-9} + 41798098q^{-8} + 20741808q^{-7} + 7158960q^{-6} \\
& + 1661832q^{-5} + 252468q^{-4} + 23640q^{-3} + 1080q^{-2}) \binom{d}{3} + (160q^{-30} + 1424q^{-29} + 3696q^{-28} + 7056q^{-27} + 25980q^{-26}
\end{aligned}$$

$$\begin{aligned}
& + 117640q^{-25} + 429416q^{-24} + 1373536q^{-23} + 5256924q^{-22} + 19307064q^{-21} + 60129640q^{-20} + 165679408q^{-19} \\
& + 401149300q^{-18} + 851344600q^{-17} + 1602760536q^{-16} + 2672842064q^{-15} + 3949417120q^{-14} + 5116018552q^{-13} \\
& + 5745649000q^{-12} + 5469111376q^{-11} + 4290529800q^{-10} + 2640845536q^{-9} + 1183404144q^{-8} + 361370880q^{-7} \\
& + 72248256q^{-6} + 9134016q^{-5} + 678144q^{-4} + 23040q^{-3} \binom{d}{4} (40q^{-41} + 10q^{-40} + 4800q^{-35} + 6840q^{-34} + 3680q^{-33} \\
& + 450q^{-32} + 28640q^{-31} + 183400q^{-30} + 587760q^{-29} + 651000q^{-28} + 1454640q^{-27} + 5843560q^{-26} + 19181720q^{-25} \\
& + 47530750q^{-24} + 127896240q^{-23} + 388723120q^{-22} + 1084985280q^{-21} + 2757696960q^{-20} + 6446061120q^{-19} \\
& + 13767375360q^{-18} + 26497791360q^{-17} + 45857136550q^{-16} + 71071270720q^{-15} + 97786149160q^{-14} + 117432352720q^{-13} \\
& + 119939898280q^{-12} + 100154952320q^{-11} + 64752425920q^{-10} + 29873551040q^{-9} + 9140193360q^{-8} + 1772429760q^{-7} \\
& + 209425920q^{-6} + 13916160q^{-5} + 403200q^{-4} \binom{d}{5} (12q^{-50} + 3540q^{-42} + 720q^{-41} + 135840q^{-36} + 245280q^{-35} \\
& + 129900q^{-34} + 18000q^{-33} + 399360q^{-32} + 2483520q^{-31} + 9367248q^{-30} + 12518880q^{-29} + 16035360q^{-28} + 47697600q^{-27} \\
& + 159410700q^{-26} + 393989328q^{-25} + 827877600q^{-24} + 2007451200q^{-23} + 5289092160q^{-22} + 12968879520q^{-21} \\
& + 29810834496q^{-20} + 65139117600q^{-19} + 134353485960q^{-18} + 253569485520q^{-17} + 432870902880q^{-16} \\
& + 664628651328q^{-15} + 901917951120q^{-14} + 1052925072960q^{-13} + 1011974394240q^{-12} + 752224121280q^{-11} \\
& + 395862472320q^{-10} + 134197906560q^{-9} + 27675947520q^{-8} + 3329579520q^{-7} + 215424000q^{-6} + 5806080q^{-5} \binom{d}{6} \\
& + (280q^{-51} + 43680q^{-43} + 14000q^{-42} + 853440q^{-37} + 2101344q^{-36} + 1674792q^{-35} + 307440q^{-34} + 1379840q^{-33} \\
& + 9625280q^{-32} + 40944960q^{-31} + 83523776q^{-30} + 88159680q^{-29} + 138491584q^{-28} + 435093680q^{-27} + 1277565520q^{-26} \\
& + 2659260352q^{-25} + 492706096q^{-24} + 11261474784q^{-23} + 27295013760q^{-22} + 62106803584q^{-21} + 133111109600q^{-20} \\
& + 278163144112q^{-19} + 570015161744q^{-18} + 1080480157120q^{-17} + 1863030926400q^{-16} + 2912637247520q^{-15} \\
& + 4005783848640q^{-14} + 4636680236160q^{-13} + 4246497279360q^{-12} + 2790938075520q^{-11} + 1162070716800q^{-10} \\
& + 280070945280q^{-9} + 37219553280q^{-8} + 2522419200q^{-7} + 67737600q^{-6} \binom{d}{7} (1792q^{-52} + 173824q^{-44} + 107520q^{-43} \\
& + 1784832q^{-38} + 6408192q^{-37} + 8567552q^{-36} + 2626560q^{-35} + 1290240q^{-34} + 13275136q^{-33} + 63114240q^{-32} \\
& + 206603264q^{-31} + 288296960q^{-30} + 272971776q^{-29} + 464708864q^{-28} + 1649027072q^{-27} + 4405051392q^{-26} \\
& + 7979697152q^{-25} + 13162963968q^{-24} + 28913826816q^{-23} + 68086100992q^{-22} + 148218871808q^{-21} + 298732675584q^{-20} \\
& + 594246754304q^{-19} + 1242503485440q^{-18} + 2377444643840q^{-17} + 4150496215040q^{-16} + 6719884738560q^{-15} \\
& + 9523134351360q^{-14} + 11000978257920q^{-13} + 9680191180800q^{-12} + 5522523955200q^{-11} + 1746670141440q^{-10} \\
& + 282402570240q^{-9} + 21676032000q^{-8} + 619315200q^{-7} \binom{d}{8} \\
& + (4608q^{-53} + 267264q^{-45} + 345600q^{-44} + 1161216q^{-39} + 7621632q^{-38} + 17339904q^{-37} + 10391040q^{-36} \\
& + 5677056q^{-34} + 34191360q^{-33} + 176394240q^{-32} + 431253504q^{-31} + 500023296q^{-30} + 320606208q^{-29} \\
& + 687278592q^{-28} + 2871687168q^{-27} + 7684411392q^{-26} + 12036003840q^{-25} + 17087035392q^{-24} + 35552047104q^{-23} \\
& + 89409696768q^{-22} + 190096155648q^{-21} + 359983378944q^{-20} + 656605587456q^{-19} + 1461124546560q^{-18} \\
& + 2856624906240q^{-17} + 4913585510400q^{-16} + 8413271838720q^{-15} + 12412241694720q^{-14} + 14290489221120q^{-13} \\
& + 12206985154560q^{-12} + 5862793789440q^{-11} + 1322578575360q^{-10} + 127455068160q^{-9} + 4180377600q^{-8} \binom{d}{9} \\
& + (5120q^{-54} + 138240q^{-46} + 471040q^{-45} + 2949120q^{-39} + 12211200q^{-38} + 17510400q^{-37} + 6451200q^{-34}
\end{aligned}$$

$$\begin{aligned}
& + 27402240q^{-33} + 209756160q^{-32} + 460800000q^{-31} + 357565440q^{-30} + 96768000q^{-29} + 472227840q^{-28} \\
& + 1977507840q^{-27} + 7057612800q^{-26} + 9483264000q^{-25} + 9323274240q^{-24} + 20261928960q^{-23} + 57411164160q^{-22} \\
& + 130223493120q^{-21} + 223962439680q^{-20} + 354261196800q^{-19} + 854235648000q^{-18} + 1861919539200q^{-17} \\
& + 2852694835200q^{-16} + 5438206771200q^{-15} + 8347594752000q^{-14} + 9538537881600q^{-13} + 8018893209600q^{-12} \\
& + 3089763532800q^{-11} + 442191052800q^{-10} + 18579456000q^{-9} \binom{d}{10} \\
& + (2048q^{-55} + 225280q^{-46} + 1013760q^{-39} + 10137600q^{-38} + 2703360q^{-34} + 81100800q^{-32} + 248033280q^{-31} \\
& + 2838528q^{-30} + 189235200q^{-28} + 141926400q^{-27} + 2838528000q^{-26} + 3406233600q^{-25} + 567705600q^{-24} \\
& + 5464166400q^{-23} + 11330457600q^{-22} + 40874803200q^{-21} + 54159114240q^{-20} + 80188416000q^{-19} \\
& + 166053888000q^{-18} + 562028544000q^{-17} + 585872179200q^{-16} + 1445946163200q^{-15} + 2253223526400q^{-14} \\
& + 2554675200000q^{-13} + 2145927168000q^{-12} + 613122048000q^{-11} + 40874803200q^{-10}) \binom{d}{11} \Big] \\
D_{13}(1) &= \binom{d}{1} + 1903888 \binom{d}{2} + 3317057654 \binom{d}{3} + 408413968572 \binom{d}{4} + 12036577000605 \binom{d}{5} + 138284024035957 \binom{d}{6} \\
& + 779444454950084 \binom{d}{7} + 2417940914461280 \binom{d}{8} + 4336107249936384 \binom{d}{9} + 4477975127425280 \binom{d}{10} \\
& + 2471677136321536 \binom{d}{11} + 564668382613504 \binom{d}{12}
\end{aligned}$$

Appendix D. The Polynomials b_r for Site Percolation

Here we give b_r , the coefficients of p^r in the series expansion for the expected cluster size S as defined in (40). The leading term σ^r corresponds to the mean-field behavior.

$$\begin{aligned}
b_0 &= 1 \\
b_1 &= \sigma + 1 \\
b_2 &= \sigma^2 + \sigma \\
b_3 &= \sigma^3 - \frac{\sigma^2}{2} + \frac{3}{2} \\
b_4 &= \sigma^4 - 2\sigma^3 + 2\sigma^2 + 3\sigma - 2 \\
b_5 &= \sigma^5 - \frac{7\sigma^4}{2} + \frac{7\sigma^3}{2} + \frac{15\sigma^2}{2} - \frac{7\sigma}{2} - 3 \\
b_6 &= \sigma^6 - 5\sigma^5 + \frac{29\sigma^4}{4} + 18\sigma^3 - 40\sigma^2 - 12\sigma + \frac{131}{4} \\
b_7 &= \sigma^7 - \frac{13\sigma^6}{2} + \frac{53\sigma^5}{4} + \frac{7\sigma^4}{4} + \frac{104\sigma^3}{3} - \frac{299\sigma^2}{2} - \frac{575\sigma}{12} + \frac{621}{4} \\
b_8 &= \sigma^8 - 8\sigma^7 + \frac{43\sigma^6}{2} - \frac{85\sigma^5}{4} + \frac{3391\sigma^4}{12} - \frac{4715\sigma^3}{3} + \frac{12235\sigma^2}{6} + \frac{19223\sigma}{12} - \frac{9373}{4} \\
b_9 &= \sigma^9 - \frac{19\sigma^8}{2} + 32\sigma^7 - \frac{435\sigma^6}{8} + \frac{1217\sigma^5}{4} - \frac{21257\sigma^4}{24} - \frac{22645\sigma^3}{12} + \frac{170963\sigma^2}{24} + \frac{9305\sigma}{6} - \frac{49383}{8} \\
b_{10} &= \sigma^{10} - 11\sigma^9 + \frac{179\sigma^8}{4} - 101\sigma^7 + \frac{2275\sigma^6}{6} + \frac{24401\sigma^5}{12} - \frac{109642\sigma^4}{3} + \frac{849277\sigma^3}{6} - \frac{431164\sigma^2}{3} \\
&\quad - \frac{1721599\sigma}{12} + \frac{719379}{4}
\end{aligned}$$

$$\begin{aligned}
b_{11} &= \sigma^{11} - \frac{25\sigma^{10}}{2} + \frac{239\sigma^9}{4} - \frac{329\sigma^8}{2} + \frac{12581\sigma^7}{24} + \frac{26317\sigma^6}{24} - \frac{407843\sigma^5}{24} - \frac{407117\sigma^4}{12} + \frac{11823737\sigma^3}{24} \\
&\quad - \frac{6505119\sigma^2}{8} - \frac{11429909\sigma}{24} + \frac{3384591}{4} \\
b_{12} &= \sigma^{12} - 14\sigma^{11} + 77\sigma^{10} - \frac{993\sigma^9}{4} + \frac{12181\sigma^8}{16} - \frac{103\sigma^7}{3} + \frac{1015339\sigma^6}{24} - \frac{11977951\sigma^5}{12} + \frac{20826482\sigma^4}{3} \\
&\quad - \frac{117862115\sigma^3}{6} + \frac{366648613\sigma^2}{24} + 20642146\sigma - \frac{356197285}{16}
\end{aligned}$$

Acknowledgments

We are indebted to Sebastian Luther for modifying the enumeration code to include the vertex count in bond animals, to Remco van der Hofstad for helpful pointers to the mathematical literature, and to Bob Ziff for stimulating discussions. SM thanks the Santa Fe Institute for their hospitality and financial support.

References

- [1] D.S. Gaunt, M.F. Sykes, and Heather Ruskin. Percolation processes in d -dimensions. *Journal of Physics A: Mathematical and General*, 9(11):1899–1911, 1976.
- [2] D.S. Gaunt and Heather Ruskin. Bond percolation processes in d dimensions. *Journal of Physics A: Mathematical and General*, 11(7):1369–1380, 1978.
- [3] Remco van der Hofstad and Gordon Slade. Asymptotic expansion in n^{-1} for percolation critical values on the n -cube and \mathbb{Z}^n . *Random Structures & Algorithms*, 27(4):331–357, 2005.
- [4] Remco van der Hofstad and Gordon Slade. Expansion in n^{-1} for percolation critical values on the n -cube and \mathbb{Z}^n : the first three terms. *Combinatorics, Probability and Computing*, 15:695–713, 2006.
- [5] Takashi Hara and Gordon Slade. The self-avoiding-walk and percolation critical points in high dimensions. *Combinatorics, Probability and Computing*, 4:192–215, 1995.
- [6] Robert Fitzner and Remco van der Hofstad. Mean-field behavior for nearest-neighbor percolation in $d > 10$. *Electronic Journal of Probability*, 22(43):1–65, 2017.
- [7] William Frederick Lunnon. Counting multidimensional polyominoes. *The Computer Journal*, 18(4):366–367, 1975.
- [8] Sebastian Luther and Stephan Mertens. Counting lattice animals in high dimensions. *J. Stat. Mech.: Theor. Exp.*, page P09026, 2011.
- [9] J. L. Martin. Computer techniques for evaluating lattice constants. In Cyril Domb and Melville S. Green, editors, *Series Expansions for Lattice Models*, volume 3 of *Phase Transitions and Critical Phenomena*, pages 97–112. Academic Press, 1974.
- [10] D. Hugh Redelmeier. Counting polyominoes: Yet another attack. *Discrete Mathematics*, 36(2):191–203, 1981.
- [11] Stephan Mertens. Lattice animals: A fast enumeration algorithm and new perimeter polynomials. *J. Stat. Phys.*, 58(5/6):1095–1108, 1990.
- [12] Stephan Mertens and Markus E. Lautenbacher. Counting lattice animals: A parallel attack. *J. Stat. Phys.*, 66:669–678, 1992.
- [13] Iwan Jensen. Enumerations of lattice animals and trees. *Journal of Statistical Physics*, 102(3/4):865–881, 2001.
- [14] Stephan Mertens. Lattice animals. <http://www.ovgu.de/mertens/research/animals>, 2017.
- [15] J. Adler, Y. Meir, A.B. Harris, A. Aharony, and J.A.M.S. Duarte. Series study of random animals in general dimensions. *Physical Review B*, 38, 4941–4954 1988.
- [16] Giorgio Parisi and Nicolas Sourlas. Critical behavior of branched polymers and the Lee-Yang edge singularity. *Physical Review Letters*, 46(14):871–874, 1981.
- [17] John Z. Imbrie. Dimensional reduction and crossover to mean-field behavior for branched polymers. *Annales Henri Poincaré*, 4:S445–S458, 2003.
- [18] Deepak Dhar. Exact solution of a directed-site animals-enumeration problem in three dimensions. *Physical Review Letters*, 51(10):853–856, 1983.
- [19] T. C. Lubensky and Joel Isaacson. Statistics of lattice animals and dilute branched polymers. *Physical Review A*, 20(5):2130–2146, 1979.

- [20] Hsiao-Ping Hsu, Walter Nadler, and Peter Grassberger. Simulations of lattice animals and trees. *Journal of Physics A: Mathematical and General*, 38:775–806, 2005.
- [21] Hsiao-Ping Hsu, Walter Nadler, and Peter Grassberger. Statistics of lattice animals. *Computer Physics Communications*, 169:114–116, 2005.
- [22] Arthur Cayley. A theorem on trees. *Quarterly Journal of Pure and Applied Mathematics*, 23:376–378, 1889.
- [23] Peter J. Cameron. Counting two-graphs related to trees. *Electronic Journal of Combinatorics*, 2:R4, 1995.
- [24] Ronnie Barequet, Gill Barequet, and Günther Rote. Formulae and growth rates of high-dimensional polycubes. *Combinatorica*, 30(3):257–275, 2010.
- [25] Sebastian Luther and Stephan Mertens. The perimeter of proper polycubes. *Journal of Integer Sequences*, 20:Article 17.9.5, 2017.
- [26] John W. Moon. *Counting Labelled Trees*, volume 1 of *Canadian Mathematical Monographs*. Canadian Mathematical Congress, 1970.
- [27] Salvatore Torquato and Yang Jiao. Effect of dimensionality on the percolation threshold of various d -dimensional lattices. *Physical Review E*, 87:032149, 2013.
- [28] Stephan Mertens and Cristopher Moore. Percolation thresholds in d -dimensional lattices. In preparation, 2018.
- [29] Gill Barequet and Mira Shalah. Counting n -cell polycubes proper in $n - k$. *European Journal of Combinatorics*, 63:146–163, 2017.