

MULTISCALE ANALYSIS AND SIMULATION OF A SIGNALLING PROCESS WITH SURFACE DIFFUSION

MARIYA PTASHNYK, CHANDRASEKHAR VENKATARAMAN

DEPARTMENT OF MATHEMATICS, SCHOOL OF MATHEMATICAL AND COMPUTER SCIENCES,
HERIOT-WATT UNIVERSITY, EDINBURGH, SCOTLAND, UK
SCHOOL OF MATHEMATICS AND STATISTICS, UNIVERSITY OF ST ANDREWS, SCOTLAND, UK

ABSTRACT. We present and analyse a model for cell signalling processes in biological tissues. The model includes diffusion and nonlinear reactions on the cell surfaces, and both inter- and intracellular signalling. Using techniques from the theory of two-scale convergence as well the unfolding method, we show convergence of the solutions to the model to solutions of a two-scale macroscopic problem. We also present a two-scale bulk-surface finite element method for the approximation of the macroscopic model and we report on some benchmarking results as well as numerical simulations in a biologically relevant regime that illustrate the influence of cell-scale heterogeneities on the macroscopic concentrations.

1. INTRODUCTION

Interactions between cells and the response of cells to external stimuli are largely regulated by intracellular signalling processes which are themselves activated by interactions between cell membrane receptors and signalling molecules (ligands) diffusing in the extracellular space. Consequently, receptor-ligand interactions and activation of intracellular signalling pathways are involved in many important biological processes such as the immune response, cell movement and division, tissue development and homeostasis or repair, e.g., [1, 25, 37]. The complexity of the biochemistry involved in signalling networks, necessitates an integrated approach combining theoretical and computational studies with experimental and modelling efforts to further our understanding of cell signalling. Motivated by this need, in this work, we consider the modelling and analysis of signalling processes in biological tissues. Specifically, we are interested in modelling both the cell scale phenomena of receptor binding and cell signalling along with the tissue level dynamics of the ligands.

The mathematical modelling and analysis of signalling processes involving receptor-ligand interactions and GTPase (protein) molecules for a single cell were considered in a number of recent works, for example [6, 13, 41], the majority of modelling studies to date in the literature focus only on phenomena at the scale of a single cell or simply naively ‘average out’ the cell scale dependence for tissue level modelling [33, 36, 42, 47]. However, the spatial separation between ligands diffusing in the intercellular space and receptors restricted to the cell membrane could be important even in tissue level models as shown, for example, in [22, 35] where it is crucial to ensuring robust branching in models for morphogenesis in organogenesis (e.g., in the formation of the lungs or the kidney). The heterogeneity in the interactions between ligands and receptors on the cell membrane given by receptor clustering on cell membranes [20, 46, 48] and/or lipid rafts [5, 18, 44] is also important for intercellular signalling processes. Similarly, in the mathematical and computational modelling of chemotaxis, cell polarisation through clustering of receptors at the leading edge and gradients in the macroscopic ligand field generated by the binding of these receptors appear crucial to successful migration [14, 30, 31]. Thus microscopic modelling of receptor-ligand-based intercellular signalling processes in which both cell and tissue scale phenomena are accounted for is essential for a better understanding of biological systems.

In this work we consider the multiscale modelling and analysis of signalling processes in biological tissues, Starting from a microscopic description consisting of coupled bulk-surface systems of partial differential equations (PDEs) posed in a domain consisting of cells and the extra cellular space, we will derive a macroscopic two-scale model in the as the number of cells tends to infinity. In contrast to previous models for receptor-based signalling processes in biological tissues [34], we consider diffusion of membrane resident species on the cell surface and we also extend previous models by considering interactions between receptors and co-receptors on the cell membrane leading to activation of intracellular signalling processes receptor-ligand binding. Furthermore, we propose a robust and

efficient numerical method for the approximation of the macroscopic two-scale problem and apply it in a biologically relevant parameter regime.

The main difficulty in the multiscale analysis of the microscopic problem considered here is the strong nonlinearity of reaction terms coupled with surface diffusion and dependence on small parameter, corresponding to the size of the microstructure. This requires a rather delicate analysis and new approach in the derivation of a priori estimates. The bulk-surface coupling in the macroscopic model induce some challenges in the design of two-scale numerical scheme. We consider the trace and Gagliardo-Nirenberg inequalities together with an iteration processes to show the a priori estimates and boundedness of solutions of model equations. Similar ideas were used in [6] to show the well-posedness of a system describing nonlinear ligand-receptor interactions for a single cell, whose shape is evolving in time. However due to the multiscale nature and the corresponding scaling in the microscopic equations, the techniques from [6] cannot be applied directly to obtain uniform a priori estimates for the solutions of our microscopic model. To overcome this difficulty we use the structure of the nonlinear reaction terms and the periodic unfolding operator [9, 10, 19].

For the numerical approximation of the macroscopic two-scale system we employ a two-scale bulk-surface finite element method. Bulk-surface finite element methods have been used in a number of recent studies for the approximation of coupled bulk-surface systems of elliptic and parabolic equations, including those modelling receptor-ligand interactions [12, 29, 32, 41], however to the best of the authors knowledge all such works have focussed on interactions at the scale of a single cell. Coupling the bulk-surface finite element approach with a two-scale finite element method [38], we are able to treat the approximation of the full macroscopic two-scale system and hence provide, as far as we are aware, the first work in which tissue level models for receptor-ligand interaction are simulated where receptor binding, unbinding and transport as well as cell signalling are taken into account at the cell scale. In order to validate the method we perform some benchmark tests to investigate the convergence of the method. We then propose and simulate a macroscopic two-scale cell signalling model in a biologically relevant regime. Our results illustrate the influence of the cell shape on the transport of macroscopic species as well as spatial heterogeneities at the cell-scale and their influence on tissue level behaviour. We focus on incorporating the single cell model within a generic cell signalling process outlined in [17] into our multiscale modelling framework. However we note that the majority of signalling pathways that are described in the literature lie within the general model framework considered in this work. For example, GTPase (e.g. Rho) and GPCR (G-protein coupled receptors) related signalling pathways [27], uPAR-mediated signalling processes in human tissue [26] and Brassinosteroid hormone mediated signalling in plant cells [11].

The remainder of this paper is organised as follows. In Section 2 we derive our microscopic model for cell-signalling processes consisting of coupled bulk-surface systems of PDEs. In Section 3 we prove existence and uniqueness results and derive some a priori estimates for solutions of the microscopic model. Convergence results in the limit as the number of cells tends to infinity and the resultant macroscopic two-scale model equations satisfied by the limiting solutions are presented in Section 4. In Section 5 we formulate a numerical scheme for the approximation of the macroscopic two-scale model. We benchmark the convergence of the scheme in Section 6 and in Section 7 we apply the numerical method to the approximation of a biological example of a GTPase signalling network taking parameter values from previous studies.

2. MICROSCOPIC MODEL

In this section we present derivation of a microscopic mathematical model for a signalling process in a biological tissue. We consider a Lipschitz domain $\Omega \subset \mathbb{R}^d$, with $d = 2, 3$, representing a part of a biological tissue and assume periodic distribution of cells in the tissue. To describe the microscopic structure of a biological tissue, given by extra- and intracellular spaces separated by cell membranes, we consider a ‘unit cell’ $Y = [0, 1]^d$, and the subdomains $\bar{Y}_i \subset Y$ and $Y_e = Y \setminus Y_i$, together with the boundary $\Gamma = \partial Y_i$. Then the domain occupied by the intracellular space is given by $\Omega_i^\varepsilon = \bigcup_{\xi \in \Xi^\varepsilon} \varepsilon(Y_i + \xi)$, where $\Xi^\varepsilon = \{\xi \in \mathbb{Z}^n, \varepsilon(Y_i + \xi) \subset \Omega\}$, and the extracellular space is denoted by $\Omega_e^\varepsilon = \Omega \setminus \bar{\Omega}_i^\varepsilon$. The surfaces that describe cell membranes are denoted by $\Gamma^\varepsilon = \bigcup_{\xi \in \Xi^\varepsilon} \varepsilon(\Gamma + \xi)$, see Figure 1 for a sketch of the geometry.

In modelling intercellular signalling processes we assume that signalling molecules (ligands) diffuse in the extracellular space and interact with cell membrane receptors. We distinguish between free




FIGURE 1. Left shows the ‘unit cell’ that describes the microstructure consisting of a single cell with the intra- and extracellular spaces denoted by Y_i and Y_e respectively and the cell membrane by Γ . Right is a sketch of the tissue consisting of a periodic distribution of identically shaped cells surrounded by the extracellular space.

receptors r_f^ε (or extracellular domains of the free receptors) and bound receptors r_b^ε (free receptor-ligand complexes). The model for the evolution of the ligand concentration in the extracellular space Ω_e^ε reads

$$(1) \quad \begin{aligned} \partial_t c_e^\varepsilon - \nabla \cdot (D_e^\varepsilon(x) \nabla c_e^\varepsilon) &= F_e(c_e^\varepsilon) && \text{in } \Omega_e^\varepsilon, t > 0, \\ D_e^\varepsilon(x) \nabla c_e^\varepsilon \cdot \nu &= -\varepsilon G_e(c_e^\varepsilon, r_f^\varepsilon, r_b^\varepsilon) && \text{on } \Gamma^\varepsilon, t > 0, \\ D_e^\varepsilon(x) \nabla c_e^\varepsilon \cdot \nu &= 0 && \text{on } \partial\Omega, t > 0, \end{aligned}$$

where nonlinear boundary condition

$$G_e(c_e^\varepsilon, r_f^\varepsilon, r_b^\varepsilon) = a_e^\varepsilon(x) c_e^\varepsilon r_f^\varepsilon - b_e^\varepsilon(x) r_b^\varepsilon,$$

describe binding of ligands to free receptors located on cell membranes, i.e., the creation of receptor-ligand complexes, with binding rate a_e^ε and spontaneous dissociation of the complexes back into free receptors and ligands, with dissociation rate b_e^ε . Function F_e models production and/or decay of ligands in the extracellular space.

The signal from the extracellular domain is transduced into the cell through the activation by bound receptors r_b^ε (receptor-ligand complexes) of either membrane proteins, as is the case in signalling processes mediated by G-protein-coupled receptors, the intracellular domains of enzyme-linked membrane receptors or co-receptors, as observed in plant hormone signalling processes. Thus we shall distinguish between active p_a and inactive p_d proteins (co-receptors) or active and inactive intracellular domains of receptors. We also consider spontaneous deactivation of proteins (or intracellular domain of receptors) with the deactivation rate b_i^ε , as well as natural decay of all molecules with the decay rates d_j , for $j = f, e, d, a$. Hence for receptors and proteins on the cell membrane we obtain following reaction-diffusion equations

$$(2) \quad \begin{aligned} \partial_t r_f^\varepsilon - \varepsilon^2 D_f \Delta_\Gamma r_f^\varepsilon &= F_r(r_f^\varepsilon, r_b^\varepsilon) - G_e(c_e^\varepsilon, r_f^\varepsilon, r_b^\varepsilon) - d_f r_f^\varepsilon && \text{on } \Gamma^\varepsilon, t > 0, \\ \partial_t r_b^\varepsilon - \varepsilon^2 D_b \Delta_\Gamma r_b^\varepsilon &= G_e(c_e^\varepsilon, r_f^\varepsilon, r_b^\varepsilon) - G_d(r_b^\varepsilon, p_d^\varepsilon, p_a^\varepsilon) - d_b r_b^\varepsilon && \text{on } \Gamma^\varepsilon, t > 0, \\ \partial_t p_d^\varepsilon - \varepsilon^2 D_d \Delta_\Gamma p_d^\varepsilon &= F_p(p_d^\varepsilon) - G_d(r_b^\varepsilon, p_d^\varepsilon, p_a^\varepsilon) - d_d p_d^\varepsilon && \text{on } \Gamma^\varepsilon, t > 0, \\ \partial_t p_a^\varepsilon - \varepsilon^2 D_a \Delta_\Gamma p_a^\varepsilon &= G_d(r_b^\varepsilon, p_d^\varepsilon, p_a^\varepsilon) - G_i(p_a^\varepsilon, c_i^\varepsilon) - d_a p_a^\varepsilon && \text{on } \Gamma^\varepsilon, t > 0, \end{aligned}$$

where Δ_Γ denotes the Laplace-Beltrami operator on surfaces Γ^ε and the binding/dissociation reactions for r_b^ε , p_d^ε , and p_a^ε are defined by

$$G_d(r_b^\varepsilon, p_d^\varepsilon, p_a^\varepsilon) = a_i^\varepsilon(x) r_b^\varepsilon p_d^\varepsilon - b_i^\varepsilon(x) p_a^\varepsilon,$$

with a binding rate a_i^ε . The function

$$G_i(p_a^\varepsilon, c_i^\varepsilon) = \gamma_i^\varepsilon(x) p_a^\varepsilon - \kappa_i^\varepsilon(x) c_i^\varepsilon$$

describes the transduction of the signal into the cell inside by activated proteins on the cell membrane (GTPase molecules) or activated intracellular domains of enzyme-linked receptors. The functions F_r and F_p model production of new free receptors and inactive proteins, respectively.

For the molecules involved in the intracellular part of the signalling pathway we consider

$$(3) \quad \begin{aligned} \partial_t c_i^\varepsilon - \varepsilon^2 \nabla \cdot (D_i^\varepsilon(x) \nabla c_i^\varepsilon) &= F_i(c_i^\varepsilon) \quad \text{in } \Omega_i^\varepsilon, \quad t > 0, \\ \varepsilon^2 D_i^\varepsilon(x) \nabla c_i^\varepsilon \cdot \nu &= \varepsilon G_i(p_a^\varepsilon, c_i^\varepsilon) \quad \text{on } \Gamma^\varepsilon, \quad t > 0, \end{aligned}$$

where the function F_i models production and/or decay of c_i^ε .

We complete the microscopic model with the initial conditions

$$(4) \quad \begin{aligned} c_e^\varepsilon(0, x) &= c_{e,0}(x) \quad \text{for } x \in \Omega_e^\varepsilon, \\ c_i^\varepsilon(0, x) &= c_{i,0}^\varepsilon(x), \quad c_{i,0}^\varepsilon(x) = c_{i,1}(x) c_{i,2}(x/\varepsilon) \quad \text{for } x \in \Omega_i^\varepsilon, \\ r_j^\varepsilon(0, x) &= r_{j,0}^\varepsilon(x), \quad r_{j,0}^\varepsilon(x) = r_{j,1}(x) r_{j,2}(x/\varepsilon) \quad \text{for } x \in \Gamma^\varepsilon, \\ p_s^\varepsilon(0, x) &= p_{s,0}^\varepsilon(x), \quad p_{s,0}^\varepsilon(x) = p_{s,1}(x) p_{s,2}(x/\varepsilon) \quad \text{for } x \in \Gamma^\varepsilon, \end{aligned}$$

where $l = e, i, j = f, b$, and $s = d, a$, and the boundary condition for c_e^ε on the external boundary $\partial\Omega$:

$$(5) \quad D_e^\varepsilon(x) \nabla c_e^\varepsilon \cdot \nu = 0 \quad \text{on } \partial\Omega, \quad t > 0.$$

Remark. For simplicity of presentation we consider constant diffusion coefficients in the equations on Γ^ε , however both the mathematical analysis and the numerical implementation allow for general space (x and/or x/ε) dependence in the diffusion coefficients.

The ε -dependent scaling in the microscopic model (1)–(5) yields nontrivial equations in the limit and indeed is consistent with biological estimates of the parameter values c.f., §7.

The structure of space-dependent initial conditions ensures the uniform in ε boundedness and strong two-scale convergence of $c_{i,0}^\varepsilon$, $r_{j,0}^\varepsilon$, and $p_{s,0}^\varepsilon$ as $\varepsilon \rightarrow 0$, where $j = f, b$ and $s = d, a$. It is possible to consider more general initial conditions, i.e. $c_{i,0}^\varepsilon(x) = c_{i,0}(x, x/\varepsilon)$, $r_{j,0}^\varepsilon(x) = r_{j,0}(x, x/\varepsilon)$, and $p_{s,0}^\varepsilon(x) = p_{s,0}(x, x/\varepsilon)$ if assuming continuity of $c_{i,0}$, $r_{j,0}$, and $p_{s,0}$ with respect to at least one of the variables macroscopic $x \in \Omega$ or microscopic $y \in Y_i$ or $z \in \Gamma$.

Remark. For reasons of clarity of exposition in the microscopic model we consider linear or quadratic reactions for interactions between signalling molecules, receptors and proteins, capturing the main nature of biologically relevant interactions. The extension of the analysis and numerical simulations considered here to more general binding models such as cooperative binding or Michaelis-Menten terms and the addition of general Lipschitz functions in the reaction terms modelling additional phenomena should be a relatively straightforward task and is not anticipated to induce any major technical complications.

We introduce the following notation: $\Omega_{l,T}^\varepsilon = (0, T) \times \Omega_l^\varepsilon$, for $l = e, i$, and $\Gamma_T^\varepsilon = (0, T) \times \Gamma^\varepsilon$,

$$\langle \phi, \psi \rangle_{\Omega_{l,T}^\varepsilon} = \int_0^T \int_{\Omega_l^\varepsilon} \phi \psi \, dx \, dt, \quad \text{for } l = e, i, \quad \langle \phi, \psi \rangle_{\Gamma_T^\varepsilon} = \int_0^T \int_{\Gamma^\varepsilon} \phi \psi \, d\sigma \, dt,$$

and by $\langle \cdot, \cdot \rangle$ we denote the dual product in $H^1(\Omega_l^\varepsilon)$, where $l = i, e$, or in $H^1(\Gamma^\varepsilon)$ where it is clear from the arguments which of the three is meant.

3. WELL POSSEDNESS OF THE MICROSCOPIC MODEL

First we consider existence and uniqueness of the microscopic problem (1)–(5). We shall use the Galerkin method together with fixed point arguments to show the existence of a weak solution of (1)–(5). Due to the quadratic nonlinearities in the reaction terms, the main challenge of the analysis is to show a priori estimates for solutions of the microscopic problem, which are global in time and independent of ε . Here we use the Gagliardo-Nirenberg inequality and an Alikakos iteration technique [3] to show boundedness of functions defined on Γ^ε .

We make the following assumptions on the coefficients in the model equations and on the initial data.

Assumption 3.1. • $D_e \in C(\overline{\Omega}; L^\infty(Y_e))$, with $D_e(x, y) \geq d_e > 0$ for a.a. $y \in Y_l$ and $x \in \Omega$, $D_i \in L^\infty(Y_i)$ with $D_i(y) \geq d_i > 0$ for a.a. $y \in Y_i$, and $D_j \geq d_j > 0$, for $j = f, b, d, a$.
• Coefficients $a_l, b_l, \gamma_i, \kappa_i \in L^\infty(\Gamma)$ are nonnegative, $a_l^\varepsilon(x) = a_l(x/\varepsilon)$, $b_l^\varepsilon(x) = b_l(x/\varepsilon)$, for $l = e, i$, and $\gamma_i^\varepsilon(x) = \gamma_i(x/\varepsilon)$, $\kappa_i^\varepsilon(x) = \kappa_i(x/\varepsilon)$.

- *Initial conditions* $c_{e,0}, c_{i,1} \in L^\infty(\Omega)$, $c_{i,2} \in L^\infty(Y)$, and $r_{j,1}, p_{s,1} \in L^\infty(\Omega)$, $r_{j,2}, p_{s,2} \in L^\infty(\Gamma)$, with $j = f, b$ and $s = a, d$.
- $F_l : \mathbb{R} \rightarrow \mathbb{R}$, for $l = e, i, p$, and $F_r : \mathbb{R}^2 \rightarrow \mathbb{R}$ are locally Lipschitz continuous in $(-\mu, \infty)$ and $(-\mu, \infty)^2$, respectively, for some $\mu > 0$, $F_l(\xi)\xi_- \leq |\xi_-|^2$, $F_r(\xi, \eta)\xi_- \leq |\xi_-|^2$ for $\eta \geq 0$ and $\xi_- = \min\{\xi, 0\}$, $|F_l(\xi)| \leq C(1 + \xi)$ and $|F_r(\xi, \eta)| \leq C(1 + \xi + \eta)$ for $\xi, \eta \in \mathbb{R}_+$, where $l = e, i, p$.

We shall consider weak solutions of the microscopic problem (1)–(5).

Definition 3.2. A weak solution of microscopic model (1)–(5) are functions $c_l^\varepsilon \in L^2(0, T; H^1(\Omega_l^\varepsilon))$ and $r_j^\varepsilon, p_s^\varepsilon \in L^2(0, T; H^1(\Gamma^\varepsilon))$, with $\partial_t c_l^\varepsilon \in L^2(0, T; H^1(\Omega_l^\varepsilon)')$ and $\partial_t r_j^\varepsilon, \partial_t p_s^\varepsilon \in L^2(0, T; H^1(\Gamma^\varepsilon)')$, with $l = e, i$, $s = a, d$, and $j = f, b$, satisfying

$$(6) \quad \begin{aligned} \langle \partial_t c_e^\varepsilon, \phi \rangle + \langle D_e^\varepsilon(x) \nabla c_e^\varepsilon, \nabla \phi \rangle_{\Omega_{e,T}^\varepsilon} &= \langle F_e(c_e^\varepsilon), \phi \rangle_{\Omega_{e,T}^\varepsilon} - \varepsilon \langle G_e(c_e^\varepsilon, r_f^\varepsilon, r_b^\varepsilon), \phi \rangle_{\Gamma_T^\varepsilon}, \\ \langle \partial_t c_i^\varepsilon, \psi \rangle + \langle \varepsilon^2 D_i^\varepsilon(x) \nabla c_i^\varepsilon, \nabla \psi \rangle_{\Omega_{i,T}^\varepsilon} &= \langle F_i(c_i^\varepsilon), \psi \rangle_{\Omega_{i,T}^\varepsilon} + \varepsilon \langle G_i(p_a^\varepsilon, c_i^\varepsilon), \psi \rangle_{\Gamma_T^\varepsilon}, \end{aligned}$$

and

$$(7) \quad \begin{aligned} \langle \partial_t r_f^\varepsilon, \varphi \rangle + \langle \varepsilon^2 D_f \nabla r_f^\varepsilon, \nabla \varphi \rangle_{\Gamma_T^\varepsilon} &= \langle F_r(r_f^\varepsilon, r_b^\varepsilon) - G_e(c_e^\varepsilon, r_f^\varepsilon, r_b^\varepsilon) - d_f r_f^\varepsilon, \varphi \rangle_{\Gamma_T^\varepsilon}, \\ \langle \partial_t r_b^\varepsilon, \varphi \rangle + \langle \varepsilon^2 D_b \nabla r_b^\varepsilon, \nabla \varphi \rangle_{\Gamma_T^\varepsilon} &= \langle G_e(c_e^\varepsilon, r_f^\varepsilon, r_b^\varepsilon) - G_d(r_b^\varepsilon, p_d^\varepsilon, p_a^\varepsilon) - d_b r_b^\varepsilon, \varphi \rangle_{\Gamma_T^\varepsilon}, \\ \langle \partial_t p_d^\varepsilon, \varphi \rangle + \langle \varepsilon^2 D_d \nabla p_d^\varepsilon, \nabla \varphi \rangle_{\Gamma_T^\varepsilon} &= \langle F_p(p_d^\varepsilon) - G_d(r_b^\varepsilon, p_d^\varepsilon, p_a^\varepsilon) - d_d p_d^\varepsilon, \varphi \rangle_{\Gamma_T^\varepsilon}, \\ \langle \partial_t p_a^\varepsilon, \varphi \rangle + \langle \varepsilon^2 D_a \nabla p_a^\varepsilon, \nabla \varphi \rangle_{\Gamma_T^\varepsilon} &= \langle G_d(r_b^\varepsilon, p_d^\varepsilon, p_a^\varepsilon) - G_i(p_a^\varepsilon, c_i^\varepsilon) - d_a p_a^\varepsilon, \varphi \rangle_{\Gamma_T^\varepsilon}, \end{aligned}$$

for all $\phi \in L^2(0, T; H^1(\Omega_e^\varepsilon))$, $\psi \in L^2(0, T; H^1(\Omega_i^\varepsilon))$, and $\varphi \in L^2(0, T; H^1(\Gamma^\varepsilon))$, and initial conditions (4) are satisfied in the L^2 -sense.

Remark. Using the assumptions on the microscopic geometry of Ω_l^ε and applying the standard trace inequality for function $v \in H^1(Y_l)$ together with a scaling argument we obtain the following trace inequality for the L^2 -norm on Γ^ε :

$$(8) \quad \varepsilon \|v\|_{L^2(\Gamma^\varepsilon)}^2 \leq \mu_\delta \|v\|_{L^2(\Omega_l^\varepsilon)}^2 + \varepsilon^2 \delta \|\nabla v\|_{L^2(\Omega_l^\varepsilon)}^2 \quad \text{with } l = e, i,$$

for any fixed $\delta > 0$, where the constant $\mu_\delta > 0$ depends only on δ , Y , Y_i and Γ , and is independent of ε .

We show the existence of a weak solution of microscopic model (1)–(5) by applying the fixed point argument together with the Galerkin method, which is used to prove the existence of a solution of the corresponding linearized system. Boundedness of solutions and local Lipschitz continuity of nonlinear functions will ensure uniqueness result.

Theorem 3.3. For every fixed $\varepsilon > 0$ there exists a unique nonnegative weak solution of (1)–(5), i.e.

$$\begin{aligned} c_l^\varepsilon(t, x) &\geq 0 \quad \text{a.e. in } (0, T) \times \Omega_l^\varepsilon, \quad \text{where } l = e, i, \\ r_j^\varepsilon(t, x) &\geq 0, \quad p_s^\varepsilon(t, x) \geq 0 \quad \text{a.e. in } (0, T) \times \Gamma^\varepsilon, \quad \text{with } j = f, b \quad \text{and } s = a, d, \end{aligned}$$

satisfying the following a priori estimates

$$(9) \quad \begin{aligned} \|c_e^\varepsilon\|_{L^\infty(0, T; L^2(\Omega_e^\varepsilon))} + \|\nabla c_e^\varepsilon\|_{L^2(\Omega_{e,T}^\varepsilon)} + \sqrt{\varepsilon} \|c_e^\varepsilon\|_{L^2(\Gamma_T^\varepsilon)} &\leq C, \\ \|c_i^\varepsilon\|_{L^\infty(0, T; L^2(\Omega_i^\varepsilon))} + \|\varepsilon \nabla c_i^\varepsilon\|_{L^2(\Omega_{i,T}^\varepsilon)} + \sqrt{\varepsilon} \|c_i^\varepsilon\|_{L^2(\Gamma_T^\varepsilon)} &\leq C, \\ \sqrt{\varepsilon} \|r_l^\varepsilon\|_{L^\infty(0, T; L^2(\Gamma^\varepsilon))} + \sqrt{\varepsilon} \|\varepsilon \nabla r_l^\varepsilon\|_{L^2(\Gamma_T^\varepsilon)} &\leq C, \quad l = f, b, \\ \sqrt{\varepsilon} \|p_s^\varepsilon\|_{L^\infty(0, T; L^2(\Gamma^\varepsilon))} + \sqrt{\varepsilon} \|\varepsilon \nabla p_s^\varepsilon\|_{L^2(\Gamma_T^\varepsilon)} &\leq C, \quad s = a, d, \end{aligned}$$

where the constant C is independent of ε . Additionally, solutions of (1)–(5) are bounded, i.e.

$$(10) \quad \|c_l^\varepsilon\|_{L^\infty(0, T; L^\infty(\Omega_l^\varepsilon))} + \|r_j^\varepsilon\|_{L^\infty(0, T; L^\infty(\Gamma^\varepsilon))} + \|p_s^\varepsilon\|_{L^\infty(0, T; L^\infty(\Gamma^\varepsilon))} \leq C,$$

for $l = e, i$, $s = a, d$, and $j = f, b$, and the constant C is independent of ε .

Proof. Existence of a weak solution of the nonlinear problem (1)–(5) is proven iteratively by showing the existence of a fixed point of the operator equation $(r_f^\varepsilon, r_b^\varepsilon) = K(\tilde{r}_f^\varepsilon, \tilde{r}_b^\varepsilon)$, where $K : \mathcal{A} \rightarrow \mathcal{A}$, with

$$\mathcal{A} = \{(v, w) \in L^2(0, T; L^4(\Gamma^\varepsilon))^2, \quad \text{with } v \geq 0 \text{ and } w \geq 0 \text{ on } \Gamma_T^\varepsilon\},$$

and for given $\tilde{r}_f^\varepsilon, \tilde{r}_b^\varepsilon \in \mathcal{A}$ functions r_f^ε and r_b^ε are solutions of the following coupled problem

$$\begin{aligned}
(11) \quad & \partial_t c_e^\varepsilon - \nabla \cdot (D_e^\varepsilon(x) \nabla c_e^\varepsilon) = F_e(c_e^\varepsilon) \quad \text{in } \Omega_{e,T}^\varepsilon, \\
& D_e^\varepsilon(x) \nabla c_e^\varepsilon \cdot \nu = -\varepsilon G_e(c_e^\varepsilon, \tilde{r}_f^\varepsilon, \tilde{r}_b^\varepsilon) \quad \text{on } \Gamma_T^\varepsilon, \\
& D_e^\varepsilon(x) \nabla c_e^\varepsilon \cdot \nu = 0 \quad \text{on } (\partial\Omega)_T, \\
& \partial_t c_i^\varepsilon - \varepsilon^2 \nabla \cdot (D_i^\varepsilon(x) \nabla c_i^\varepsilon) = F_i(c_i^\varepsilon) \quad \text{in } \Omega_{i,T}^\varepsilon, \\
& D_i^\varepsilon(x) \nabla c_i^\varepsilon \cdot \nu = \varepsilon G_i(p_a^\varepsilon, c_i^\varepsilon) \quad \text{on } \Gamma_T^\varepsilon,
\end{aligned}$$

and

$$\begin{aligned}
(12) \quad & \partial_t r_f^\varepsilon - \varepsilon^2 \nabla_\Gamma \cdot (D_f \nabla_\Gamma r_f^\varepsilon) = F_r(r_f^\varepsilon, \tilde{r}_b^\varepsilon) - G_e(c_e^\varepsilon, \tilde{r}_f^\varepsilon, r_b^\varepsilon) - d_f r_f^\varepsilon, \\
& \partial_t r_b^\varepsilon - \varepsilon^2 \nabla_\Gamma \cdot (D_b \nabla_\Gamma r_b^\varepsilon) = G_e(c_e^\varepsilon, \tilde{r}_f^\varepsilon, r_b^\varepsilon) - G_d(\tilde{r}_b^\varepsilon, p_d^\varepsilon, p_a^\varepsilon) - d_b r_b^\varepsilon, \\
& \partial_t p_d^\varepsilon - \varepsilon^2 \nabla_\Gamma \cdot (D_d \nabla_\Gamma p_d^\varepsilon) = F_p(p_d^\varepsilon) - G_d(\tilde{r}_b^\varepsilon, p_d^\varepsilon, p_a^\varepsilon) - d_a p_d^\varepsilon, \\
& \partial_t p_a^\varepsilon - \varepsilon^2 \nabla_\Gamma \cdot (D_a \nabla_\Gamma p_a^\varepsilon) = G_d(\tilde{r}_b^\varepsilon, p_d^\varepsilon, p_a^\varepsilon) - G_i(p_a^\varepsilon, c_i^\varepsilon) - d_a p_a^\varepsilon,
\end{aligned}$$

together with initial conditions in (4).

First we show the non-negativity of solutions of problem (11), (12), and (4). Considering $c_e^{\varepsilon,-}$, where $v^- = \min\{v, 0\}$, as a test function in the equation for c_e^ε in (11) and using the non-negativity of \tilde{r}_f^ε and \tilde{r}_b^ε , assumptions on F_e and the structure of function G_e yield $\|c_e^{\varepsilon,-}\|_{L^\infty(0,T;L^2(\Omega_e^\varepsilon))} \leq 0$. Hence $c_e^{\varepsilon,-} = 0$ a.e. in $(0, T) \times \Omega_e^\varepsilon$ and $c_e^\varepsilon \geq 0$ a.e. in $(0, T) \times \Omega_e^\varepsilon$. Then using the non-negativity of c_e^ε , \tilde{r}_f^ε and \tilde{r}_b^ε , and choosing $c_i^{\varepsilon,-}$, $r_l^{\varepsilon,-}$, $p_s^{\varepsilon,-}$, with $l = f, b$ and $s = a, d$, as test functions in the equation for c_i^ε in (11) and in equations in (12), respectively, and using assumptions on functions F_r , F_p , F_i , G_i and G_d we obtain nonnegativity of c_i^ε , r_l^ε , and p_s^ε , where $l = f, b$ and $s = a, d$.

Now we shall prove a priori estimates for weak solutions of problem (1)–(5), which then will also imply the a priori estimates for the linearised problem (11), (12), and (4).

Considering c_e^ε and c_i^ε as test functions in the weak formulation (6) of equations for c_e^ε and c_i^ε yields

$$\begin{aligned}
(13) \quad & \|c_e^\varepsilon(\tau)\|_{L^2(\Omega_e^\varepsilon)}^2 + d_e \|\nabla c_e^\varepsilon\|_{L^2(\Omega_{e,\tau}^\varepsilon)}^2 \leq \langle F_e(c_e^\varepsilon), c_e^\varepsilon \rangle_{\Omega_{e,\tau}^\varepsilon} - \varepsilon \langle G_e(c_e^\varepsilon, r_f^\varepsilon, r_b^\varepsilon), c_e^\varepsilon \rangle_{\Gamma_\tau^\varepsilon} \\
& \quad + \|c_e^\varepsilon(0)\|_{L^2(\Omega_e^\varepsilon)}^2, \\
& \|c_i^\varepsilon(\tau)\|_{L^2(\Omega_i^\varepsilon)}^2 + d_i \|\varepsilon \nabla c_i^\varepsilon\|_{L^2(\Omega_{i,\tau}^\varepsilon)}^2 \leq \langle F_i(c_i^\varepsilon), c_i^\varepsilon \rangle_{\Omega_{i,\tau}^\varepsilon} + \varepsilon \langle G_i(p_a^\varepsilon, c_i^\varepsilon), c_i^\varepsilon \rangle_{\Gamma_\tau^\varepsilon} \\
& \quad + \|c_i^\varepsilon(0)\|_{L^2(\Omega_i^\varepsilon)}^2,
\end{aligned}$$

for $\tau \in (0, T]$. Using the structure of G_e and G_i , the nonnegativity of solutions and assumptions on the coefficients in Assumption 3.1, together with the trace inequality (8) we obtain

$$\begin{aligned}
(14) \quad & \|c_e^\varepsilon(\tau)\|_{L^2(\Omega_e^\varepsilon)}^2 + \|\nabla c_e^\varepsilon\|_{L^2(\Omega_{e,\tau}^\varepsilon)}^2 \leq C \left[1 + \varepsilon \|r_b^\varepsilon\|_{L^2(\Gamma_\tau^\varepsilon)}^2 + \|c_e^\varepsilon\|_{L^2(\Omega_{e,\tau}^\varepsilon)}^2 \right], \\
& \|c_i^\varepsilon(\tau)\|_{L^2(\Omega_i^\varepsilon)}^2 + \|\varepsilon \nabla c_i^\varepsilon\|_{L^2(\Omega_{i,\tau}^\varepsilon)}^2 \leq C \left[1 + \varepsilon \|p_a^\varepsilon\|_{L^2(\Gamma_\tau^\varepsilon)}^2 + \|c_i^\varepsilon\|_{L^2(\Omega_{i,\tau}^\varepsilon)}^2 \right].
\end{aligned}$$

Notice that in the corresponding estimates for solutions of linearised problem (11), (12), and (4) we would have $\varepsilon \|\tilde{r}_b^\varepsilon\|_{L^2(\Gamma_\tau^\varepsilon)}^2$, instead of $\varepsilon \|r_b^\varepsilon\|_{L^2(\Gamma_\tau^\varepsilon)}^2$, which is bounded for $\tilde{r}_b^\varepsilon \in \mathcal{A}$.

For r_f^ε , the nonnegativity of c_e^ε , r_f^ε and r_b^ε , the structure of G_e and assumptions on F_r imply

$$\varepsilon \|r_f^\varepsilon(\tau)\|_{L^2(\Gamma_\tau^\varepsilon)}^2 + \varepsilon \|\varepsilon \nabla_\Gamma r_f^\varepsilon\|_{L^2(\Gamma_\tau^\varepsilon)}^2 \leq C \left[1 + \varepsilon \|r_b^\varepsilon\|_{L^2(\Gamma_\tau^\varepsilon)}^2 + \varepsilon \|r_f^\varepsilon\|_{L^2(\Gamma_\tau^\varepsilon)}^2 \right]$$

for $\tau \in (0, T]$. Again in the corresponding estimate for the linearised system (11), (12), and (4) we would have $\varepsilon \|\tilde{r}_b^\varepsilon\|_{L^2(\Gamma_\tau^\varepsilon)}^2$, instead of $\varepsilon \|r_b^\varepsilon\|_{L^2(\Gamma_\tau^\varepsilon)}^2$, which is bounded for $\tilde{r}_b^\varepsilon \in \mathcal{A}$.

Considering the sum of equations for r_b^ε and r_f^ε , taking $r_b^\varepsilon + r_f^\varepsilon$ as a test function, and using the structure of the function G_d , together with the nonnegativity of r_b^ε and p_d^ε , yield

$$\begin{aligned}
& \varepsilon \|r_f^\varepsilon(\tau) + r_b^\varepsilon(\tau)\|_{L^2(\Gamma_\tau^\varepsilon)}^2 + \varepsilon \|\varepsilon \nabla_\Gamma r_b^\varepsilon\|_{L^2(\Gamma_\tau^\varepsilon)}^2 \leq C_1 \left[1 + \varepsilon \|\varepsilon \nabla_\Gamma r_f^\varepsilon\|_{L^2(\Gamma_\tau^\varepsilon)}^2 + \varepsilon \|r_f^\varepsilon\|_{L^2(\Gamma_\tau^\varepsilon)}^2 \right. \\
& \quad \left. + \varepsilon \|r_b^\varepsilon\|_{L^2(\Gamma_\tau^\varepsilon)}^2 + \varepsilon \|p_a^\varepsilon\|_{L^2(\Gamma_\tau^\varepsilon)}^2 \right] \\
& \leq C_2 \left[1 + \varepsilon \|r_b^\varepsilon\|_{L^2(\Gamma_\tau^\varepsilon)}^2 + \varepsilon \|r_f^\varepsilon\|_{L^2(\Gamma_\tau^\varepsilon)}^2 + \varepsilon \|p_a^\varepsilon\|_{L^2(\Gamma_\tau^\varepsilon)}^2 \right].
\end{aligned}$$

In a similar way as for r_f^ε , using the structure of G_d , assumptions on F_d and the nonnegativity of solutions of the microscopic problem we obtain

$$(15) \quad \varepsilon \|p_d^\varepsilon(\tau)\|_{L^2(\Gamma^\varepsilon)}^2 + \varepsilon \|\varepsilon \nabla_\Gamma p_d^\varepsilon\|_{L^2(\Gamma^\varepsilon)}^2 \leq C \left[1 + \varepsilon \|p_a^\varepsilon\|_{L^2(\Gamma^\varepsilon)}^2 + \varepsilon \|p_d^\varepsilon\|_{L^2(\Gamma^\varepsilon)}^2 \right]$$

for $\tau \in (0, T]$. Adding equations for p_d^ε and p_a^ε and taking $p_d^\varepsilon + p_a^\varepsilon$ as a test function ensure

$$(16) \quad \begin{aligned} \varepsilon \|p_d^\varepsilon(\tau) + p_a^\varepsilon(\tau)\|_{L^2(\Gamma^\varepsilon)}^2 + \varepsilon \|\varepsilon \nabla_\Gamma p_a^\varepsilon\|_{L^2(\Gamma^\varepsilon)}^2 &\leq C_1 \left[1 + \varepsilon \|\varepsilon \nabla_\Gamma p_d^\varepsilon\|_{L^2(\Gamma^\varepsilon)}^2 \right. \\ &\quad \left. + \varepsilon \|p_a^\varepsilon\|_{L^2(\Gamma^\varepsilon)}^2 + \varepsilon \|p_d^\varepsilon\|_{L^2(\Gamma^\varepsilon)}^2 + \varepsilon \|c_i^\varepsilon\|_{L^2(\Gamma^\varepsilon)}^2 \right] \\ &\leq C_2 \left[1 + \varepsilon \|p_a^\varepsilon\|_{L^2(\Gamma^\varepsilon)}^2 + \varepsilon \|p_d^\varepsilon\|_{L^2(\Gamma^\varepsilon)}^2 + \varepsilon \|c_i^\varepsilon\|_{L^2(\Gamma^\varepsilon)}^2 \right] \end{aligned}$$

for $\tau \in (0, T]$. Combining estimates (14)–(16), together with the Gronwall inequality and trace inequality (8), implies a priori estimates for solutions of the microscopic problem stated in (9).

Notice that derivation of inequalities (14)–(16) for solutions as well as for finite approximation of solutions of linearised problem (11), (12), and (4) follows the same steps. Thus applying Galerkin's method and using a priori estimates similar to those in (9), obtained for Galerkin sequences, imply existence of a solution of linear problem (11), (12), and (4).

To show boundedness of solutions of microscopic model (1)–(5) we shall consider the periodic unfolding operator $\mathcal{T}_{Y_l}^\varepsilon : L^p(\Omega_{l,T}^\varepsilon) \rightarrow L^p(\Omega_T \times Y_l)$, with $l = i, e$, and the boundary unfolding operator $\mathcal{T}_\Gamma^\varepsilon : L^p(\Gamma_T^\varepsilon) \rightarrow L^p(\Omega_T \times \Gamma)$, where $1 \leq p \leq \infty$, see e.g. [9] for the definition and properties of the periodic unfolding operator. For simplification of the presentation we shall use the same notation \mathcal{T}^ε for the unfolding operator $\mathcal{T}_{Y_l}^\varepsilon$, for $l = e, i$, and the boundary unfolding operator $\mathcal{T}_\Gamma^\varepsilon$ and it will be clear from the context which operator is applied. Considering integration by parts in the first terms of both equations in (6) and applying the unfolding operator yield

$$(17) \quad \begin{aligned} -\langle \mathcal{T}^\varepsilon(c_e^\varepsilon), \partial_t \mathcal{T}^\varepsilon(\phi) \rangle_{\Omega_\tau, Y_e} + \langle \mathcal{T}^\varepsilon(D_e^\varepsilon(x)) \mathcal{T}^\varepsilon(\nabla c_e^\varepsilon), \mathcal{T}^\varepsilon(\nabla \phi) \rangle_{\Omega_\tau, Y_e} &+ \langle \mathcal{T}^\varepsilon(c_e^\varepsilon(\tau)), \mathcal{T}^\varepsilon(\phi(\tau)) \rangle_{\Omega, Y_e} \\ &= \langle F_e(\mathcal{T}^\varepsilon(c_e^\varepsilon)), \mathcal{T}^\varepsilon(\phi) \rangle_{\Omega_\tau, Y_e} - \langle G_e(\mathcal{T}^\varepsilon(c_e^\varepsilon), \mathcal{T}^\varepsilon(r_f^\varepsilon), \mathcal{T}^\varepsilon(r_b^\varepsilon)), \mathcal{T}^\varepsilon(\phi) \rangle_{\Omega_\tau, \Gamma} \\ &\quad + \langle \mathcal{T}^\varepsilon(c_{e,0}), \mathcal{T}^\varepsilon(\phi(0)) \rangle_{\Omega, Y_e} \end{aligned}$$

for $\tau \in (0, T]$ and $\phi \in L^2(0, T; H^1(\Omega_e^\varepsilon)) \cap H^1(0, T; L^2(\Omega_e^\varepsilon))$, and

$$(18) \quad \begin{aligned} -\langle \mathcal{T}^\varepsilon(c_i^\varepsilon), \partial_t \mathcal{T}^\varepsilon(\psi) \rangle_{Y_{i,\tau}} + \langle D_i(y) \nabla_y \mathcal{T}^\varepsilon(c_i^\varepsilon), \nabla_y \mathcal{T}^\varepsilon(\psi) \rangle_{Y_{i,\tau}} &+ \langle \mathcal{T}^\varepsilon(c_i^\varepsilon(\tau)), \mathcal{T}^\varepsilon(\psi(\tau)) \rangle_{Y_i} \\ &= \langle F_i(\mathcal{T}^\varepsilon(c_i^\varepsilon)), \mathcal{T}^\varepsilon(\psi) \rangle_{Y_{i,\tau}} + \langle G_i(\mathcal{T}^\varepsilon(c_i^\varepsilon), \mathcal{T}^\varepsilon(p_a^\varepsilon)), \mathcal{T}^\varepsilon(\psi) \rangle_{\Gamma_\tau} \\ &\quad + \langle \mathcal{T}^\varepsilon(c_{i,0}), \mathcal{T}^\varepsilon(\psi(0)) \rangle_{Y_i} \end{aligned}$$

for $x \in \Omega$, $\tau \in (0, T]$ and $\psi \in L^2(0, T; H^1(\Omega_i^\varepsilon))$ with $\partial_t \psi \in L^2(\Omega_{i,T}^\varepsilon)$. Here we used the following equalities

$$(19) \quad \begin{aligned} \mathcal{T}^\varepsilon(F(u, v)) &= F(\mathcal{T}^\varepsilon(u), \mathcal{T}^\varepsilon(v)), \quad \varepsilon \mathcal{T}^\varepsilon(\nabla u) = \nabla_y \mathcal{T}^\varepsilon(u), \\ \langle v, u \rangle_{\Omega_{i,T}^\varepsilon} &= \langle \mathcal{T}^\varepsilon(v), \mathcal{T}^\varepsilon(u) \rangle_{\Omega_T \times Y_i}, \quad \varepsilon \langle v, u \rangle_{\Gamma_T^\varepsilon} = \langle \mathcal{T}^\varepsilon(v), \mathcal{T}^\varepsilon(u) \rangle_{\Omega_T \times \Gamma}, \\ \varepsilon^2 \langle \nabla v, \nabla u \rangle_{\Omega_{i,T}^\varepsilon} &= \langle \nabla_y \mathcal{T}^\varepsilon(v), \nabla_y \mathcal{T}^\varepsilon(u) \rangle_{\Omega_T \times Y_i}, \end{aligned}$$

for $u, v \in L^2(0, T; H^1(\Omega_i^\varepsilon))$ or $u, v \in L^2(0, T; H^1(\Gamma^\varepsilon))$ and a nonlinear function F , see e.g. [9], where $l = e, i$. The a priori estimates (9) imply

$$(20) \quad \begin{aligned} \|\nabla_y \mathcal{T}^\varepsilon(c_e^\varepsilon)\|_{L^2(\Omega_T \times Y_e)} &= \|\varepsilon \mathcal{T}^\varepsilon(\nabla c_e^\varepsilon)\|_{L^2(\Omega_T \times Y_e)} \leq C_1 \|\varepsilon \nabla c_e^\varepsilon\|_{L^2(\Omega_{e,T}^\varepsilon)} \leq C_2 \varepsilon, \\ \|\nabla_y \mathcal{T}^\varepsilon(c_i^\varepsilon)\|_{L^2(\Omega_T \times Y_i)} &= \|\varepsilon \mathcal{T}^\varepsilon(\nabla c_i^\varepsilon)\|_{L^2(\Omega_T \times Y_i)} \leq C_3 \|\varepsilon \nabla c_i^\varepsilon\|_{L^2(\Omega_{i,T}^\varepsilon)} \leq C_4. \end{aligned}$$

Thus using the Sobolev embedding theorems and the trace inequalities we have

$$(21) \quad \begin{aligned} \|\mathcal{T}^\varepsilon(c_l^\varepsilon)\|_{L^2(\Omega_T \times \Gamma)} &\leq \mu \left[\|\mathcal{T}^\varepsilon(c_l^\varepsilon)\|_{L^2(\Omega_T \times Y_l)} + \|\nabla_y \mathcal{T}^\varepsilon(c_l^\varepsilon)\|_{L^2(\Omega_T \times Y_l)} \right] \leq C, \\ \|\mathcal{T}^\varepsilon(c_l^\varepsilon)\|_{L^2(\Omega_T; L^4(\Gamma))} &\leq \mu \left[\|\mathcal{T}^\varepsilon(c_l^\varepsilon)\|_{L^2(\Omega_T \times Y_l)} + \|\nabla_y \mathcal{T}^\varepsilon(c_l^\varepsilon)\|_{L^2(\Omega_T \times Y_l)} \right] \leq C, \\ \|\mathcal{T}^\varepsilon(c_l^\varepsilon)\|_{L^2(\Omega_T; L^4(Y_i))} &\leq \mu \left[\|\mathcal{T}^\varepsilon(c_l^\varepsilon)\|_{L^2(\Omega_T \times Y_l)} + \|\nabla_y \mathcal{T}^\varepsilon(c_l^\varepsilon)\|_{L^2(\Omega_T \times Y_l)} \right] \leq C, \end{aligned}$$

for $l = e, i$, where the constants $\mu > 0$ and $C > 0$ are independent of ε .

Applying the unfolding operator to the equations on the boundaries Γ^ε of the microstructure, using the equality

$$\varepsilon \langle \varepsilon^2 \nabla_\Gamma v, \nabla_\Gamma u \rangle_{\Gamma_T^\varepsilon} = \langle \nabla_{\Gamma, y} \mathcal{T}^\varepsilon(v), \nabla_{\Gamma, y} \mathcal{T}^\varepsilon(u) \rangle_{\Omega_T \times \Gamma},$$

and integrating by parts with respect to time in the first term in each equation in (7), yield equations for receptors

$$\begin{aligned}
(22) \quad & -\langle \mathcal{T}^\varepsilon(r_f^\varepsilon), \partial_t \mathcal{T}^\varepsilon(\varphi) \rangle_{\Gamma_\tau} + \langle D_f \nabla_{\Gamma,y} \mathcal{T}^\varepsilon(r_f^\varepsilon), \nabla_{\Gamma,y} \mathcal{T}^\varepsilon(\varphi) \rangle_{\Gamma_\tau} + \langle \mathcal{T}^\varepsilon(r_f^\varepsilon(\tau)), \mathcal{T}^\varepsilon(\varphi(\tau)) \rangle_\Gamma \\
& = \langle F_r(\mathcal{T}^\varepsilon(r_f^\varepsilon), \mathcal{T}^\varepsilon(r_b^\varepsilon)) - G_e(\mathcal{T}^\varepsilon(c_e^\varepsilon), \mathcal{T}^\varepsilon(r_f^\varepsilon), \mathcal{T}^\varepsilon(r_b^\varepsilon)), \mathcal{T}^\varepsilon(\varphi) \rangle_{\Gamma_\tau} \\
& \quad + \langle \mathcal{T}^\varepsilon(r_{f,0}^\varepsilon), \mathcal{T}^\varepsilon(\varphi(0)) \rangle_\Gamma - d_f \langle \mathcal{T}^\varepsilon(r_f^\varepsilon), \mathcal{T}^\varepsilon(\varphi) \rangle_{\Gamma_\tau}, \\
& -\langle \mathcal{T}^\varepsilon(r_b^\varepsilon), \partial_t \mathcal{T}^\varepsilon(\varphi) \rangle_{\Gamma_\tau} + \langle D_b \nabla_{\Gamma,y} \mathcal{T}^\varepsilon(r_b^\varepsilon), \nabla_{\Gamma,y} \mathcal{T}^\varepsilon(\varphi) \rangle_{\Gamma_\tau} + \langle \mathcal{T}^\varepsilon(r_b^\varepsilon(\tau)), \mathcal{T}^\varepsilon(\varphi(\tau)) \rangle_\Gamma \\
& = \langle G_e(\mathcal{T}^\varepsilon(c_e^\varepsilon), \mathcal{T}^\varepsilon(r_f^\varepsilon), \mathcal{T}^\varepsilon(r_b^\varepsilon)) - G_d(\mathcal{T}^\varepsilon(r_b^\varepsilon), \mathcal{T}^\varepsilon(p_d^\varepsilon), \mathcal{T}^\varepsilon(p_a^\varepsilon)), \mathcal{T}^\varepsilon(\varphi) \rangle_{\Gamma_\tau} \\
& \quad + \langle \mathcal{T}^\varepsilon(r_{b,0}^\varepsilon), \mathcal{T}^\varepsilon(\varphi(0)) \rangle_\Gamma - d_b \langle \mathcal{T}^\varepsilon(r_b^\varepsilon), \mathcal{T}^\varepsilon(\varphi) \rangle_{\Gamma_\tau},
\end{aligned}$$

and proteins

$$\begin{aligned}
(23) \quad & -\langle \mathcal{T}^\varepsilon(p_d^\varepsilon), \partial_t \mathcal{T}^\varepsilon(\varphi) \rangle_{\Gamma_\tau} + \langle D_d \nabla_{\Gamma,y} \mathcal{T}^\varepsilon(p_d^\varepsilon), \nabla_{\Gamma,y} \mathcal{T}^\varepsilon(\varphi) \rangle_{\Gamma_\tau} + \langle \mathcal{T}^\varepsilon(p_d^\varepsilon(\tau)), \mathcal{T}^\varepsilon(\varphi(\tau)) \rangle_\Gamma \\
& = \langle F_p(\mathcal{T}^\varepsilon(p_d^\varepsilon)) - G_d(\mathcal{T}^\varepsilon(r_b^\varepsilon), \mathcal{T}^\varepsilon(p_d^\varepsilon), \mathcal{T}^\varepsilon(p_a^\varepsilon)), \mathcal{T}^\varepsilon(\varphi) \rangle_{\Gamma_\tau} \\
& \quad + \langle \mathcal{T}^\varepsilon(p_{d,0}^\varepsilon), \mathcal{T}^\varepsilon(\varphi(0)) \rangle_\Gamma - d_d \langle \mathcal{T}^\varepsilon(p_d^\varepsilon), \mathcal{T}^\varepsilon(\varphi) \rangle_{\Gamma_\tau}, \\
& -\langle \mathcal{T}^\varepsilon(p_a^\varepsilon), \partial_t \mathcal{T}^\varepsilon(\varphi) \rangle_{\Gamma_\tau} + \langle D_a \nabla_{\Gamma,y} \mathcal{T}^\varepsilon(p_a^\varepsilon), \nabla_{\Gamma,y} \mathcal{T}^\varepsilon(\varphi) \rangle_{\Gamma_\tau} + \langle \mathcal{T}^\varepsilon(p_a^\varepsilon(\tau)), \mathcal{T}^\varepsilon(\varphi(\tau)) \rangle_\Gamma \\
& = \langle G_d(\mathcal{T}^\varepsilon(r_b^\varepsilon), \mathcal{T}^\varepsilon(p_d^\varepsilon), \mathcal{T}^\varepsilon(p_a^\varepsilon)) - G_i(\mathcal{T}^\varepsilon(p_a^\varepsilon), \mathcal{T}^\varepsilon(c_i^\varepsilon)) \mathcal{T}^\varepsilon(\varphi) \rangle_{\Gamma_\tau} \\
& \quad + \langle \mathcal{T}^\varepsilon(p_{a,0}^\varepsilon), \mathcal{T}^\varepsilon(\varphi(0)) \rangle_\Gamma - d_a \langle \mathcal{T}^\varepsilon(p_a^\varepsilon), \mathcal{T}^\varepsilon(\varphi) \rangle_{\Gamma_\tau},
\end{aligned}$$

for $x \in \Omega$, $\tau \in (0, T]$, and $\varphi \in L^2(0, T; H^1(\Gamma^\varepsilon))$ with $\partial_t \varphi \in L^2(\Gamma_T^\varepsilon)$. Considering the sum of equations for $\mathcal{T}^\varepsilon(r_f^\varepsilon)$, $\mathcal{T}^\varepsilon(r_b^\varepsilon)$, $\mathcal{T}^\varepsilon(p_d^\varepsilon)$, $\mathcal{T}^\varepsilon(p_a^\varepsilon)$, and $\mathcal{T}^\varepsilon(c_i^\varepsilon)$, with the test function $\varphi(t, x) = 1$ in Γ_T^ε , and using the nonnegativity of solutions, the structure of the reaction terms and assumptions on the initial data yield

$$\begin{aligned}
(24) \quad & \int_\Gamma [\mathcal{T}^\varepsilon(r_f^\varepsilon)(\tau, x, y) + \mathcal{T}^\varepsilon(r_b^\varepsilon)(\tau, x, y) + \mathcal{T}^\varepsilon(p_d^\varepsilon)(\tau, x, y) + 2\mathcal{T}^\varepsilon(p_a^\varepsilon)(\tau, x, y)] d\gamma_y \\
& + 2 \int_{Y_i} \mathcal{T}^\varepsilon(c_i^\varepsilon)(\tau, x, y) dy \leq C_1 + C_2 \int_{Y_i} \mathcal{T}^\varepsilon(c_{i,0}^\varepsilon)(x, y) dy \\
& + C_3 \int_\Gamma [\mathcal{T}^\varepsilon(r_{f,0}^\varepsilon)(x, y) + \mathcal{T}^\varepsilon(r_{b,0}^\varepsilon)(x, y) + \mathcal{T}^\varepsilon(p_{d,0}^\varepsilon)(x, y) + 2\mathcal{T}^\varepsilon(p_{a,0}^\varepsilon)(x, y)] d\gamma_y \leq C
\end{aligned}$$

for $\tau \in (0, T]$ and $x \in \Omega$. Taking $\mathcal{T}^\varepsilon(r_f^\varepsilon)$ as a test function in the equation for $\mathcal{T}^\varepsilon(r_f^\varepsilon)$ in (22) and using the nonnegativity of c_e^ε and r_f^ε we obtain directly

$$(25) \quad \|\mathcal{T}^\varepsilon(r_f^\varepsilon)(\tau)\|_{L^2(\Gamma)}^2 + \|\nabla_{\Gamma,y} \mathcal{T}^\varepsilon(r_f^\varepsilon)\|_{L^2(\Gamma_\tau)}^2 \leq C \left[1 + \|\mathcal{T}^\varepsilon(r_f^\varepsilon)\|_{L^2(\Gamma_\tau)}^2 + \|\mathcal{T}^\varepsilon(r_b^\varepsilon)\|_{L^2(\Gamma_\tau)}^2 \right]$$

for $x \in \Omega$ and $\tau \in (0, T]$. In a similar way as above, considering the sum of equations for $\mathcal{T}^\varepsilon(r_b^\varepsilon)$ and $\mathcal{T}^\varepsilon(r_f^\varepsilon)$, taking $\mathcal{T}^\varepsilon(r_b^\varepsilon) + \mathcal{T}^\varepsilon(r_f^\varepsilon)$ as a test function, and using the estimate (25) yield

$$\begin{aligned}
(26) \quad & \|\mathcal{T}^\varepsilon(r_b^\varepsilon)(\tau)\|_{L^2(\Gamma)}^2 + \|\nabla_{\Gamma,y} \mathcal{T}^\varepsilon(r_b^\varepsilon)\|_{L^2(\Gamma_\tau)}^2 \leq C_1 \left[1 + \|\mathcal{T}^\varepsilon(r_b^\varepsilon)\|_{L^2(\Gamma_\tau)}^2 \right] \\
& + C_2 \left[\|\mathcal{T}^\varepsilon(r_f^\varepsilon)\|_{L^2(\Gamma_\tau)}^2 + \|\mathcal{T}^\varepsilon(p_a^\varepsilon)\|_{L^2(\Gamma_\tau)}^2 \right]
\end{aligned}$$

for $x \in \Omega$ and $\tau \in (0, T]$. Using the nonnegativity of c_i^ε , r_l^ε , p_s^ε , for $l = f, b$ and $s = a, d$, and the structure of the reaction terms we also obtain the following estimates for p_d^ε , p_a^ε , and c_i^ε :

$$\begin{aligned}
(27) \quad & \|\mathcal{T}^\varepsilon(p_d^\varepsilon)(\tau)\|_{L^2(\Gamma)}^2 + \|\nabla_{\Gamma,y} \mathcal{T}^\varepsilon(p_d^\varepsilon)\|_{L^2(\Gamma_\tau)}^2 \leq C_1 \left[1 + \|\mathcal{T}^\varepsilon(p_d^\varepsilon)\|_{L^2(\Gamma_\tau)}^2 \right] + C_2 \|\mathcal{T}^\varepsilon(p_a^\varepsilon)\|_{L^2(\Gamma_\tau)}^2, \\
& \|\mathcal{T}^\varepsilon(p_a^\varepsilon)(\tau)\|_{L^2(\Gamma)}^2 + \|\nabla_{\Gamma,y} \mathcal{T}^\varepsilon(p_a^\varepsilon)\|_{L^2(\Gamma_\tau)}^2 \leq C_1 \left[1 + \|\mathcal{T}^\varepsilon(p_a^\varepsilon)\|_{L^2(\Gamma_\tau)}^2 \right] \\
& \quad + C_2 \left[\|\mathcal{T}^\varepsilon(p_d^\varepsilon)\|_{L^2(\Gamma_\tau)}^2 + \|\mathcal{T}^\varepsilon(c_i^\varepsilon)\|_{L^2(\Gamma_\tau)}^2 \right], \\
& \|\mathcal{T}^\varepsilon(c_i^\varepsilon)(\tau)\|_{L^2(Y_i)}^2 + \|\nabla_y \mathcal{T}^\varepsilon(c_i^\varepsilon)\|_{L^2(Y_{i,\tau})}^2 \leq C_3 \left[1 + \|\mathcal{T}^\varepsilon(c_i^\varepsilon)\|_{L^2(\Gamma_\tau)}^2 \right] \\
& \quad + C_4 \left[\|\mathcal{T}^\varepsilon(c_i^\varepsilon)\|_{L^2(Y_{i,\tau})}^2 + \|\mathcal{T}^\varepsilon(p_a^\varepsilon)\|_{L^2(\Gamma_\tau)}^2 \right],
\end{aligned}$$

for $x \in \Omega$ and $\tau \in (0, T]$. Notice to ensure that the time derivative is well-defined, we consider a standard approximation of r_l^ε , p_s^ε , c_i^ε , for $l = f, b$ and $s = d, a$, i.e.

$$v^\zeta(t, x) = \frac{1}{\zeta} \int_{t-\zeta}^t \frac{1}{\zeta} \int_s^{s+\zeta} v(\sigma, x) d\sigma \kappa(s) ds,$$

with $\kappa(s) = 1$ for $s \in (0, T - \zeta)$ and $\kappa(s) = 0$ for $s \in [-\zeta, 0] \cup [T - \zeta, T]$, and then take $\zeta \rightarrow 0$, see e.g. [23] for more details. Combined (25), (26), and (27) and applying the Gronwall inequality imply

$$(28) \quad \begin{aligned} & \|\mathcal{T}^\varepsilon(r_l^\varepsilon)\|_{L^\infty(0,T;L^2(\Gamma))} + \|\nabla_{\Gamma,y}\mathcal{T}^\varepsilon(r_l^\varepsilon)\|_{L^2(\Gamma_T)} \leq C, \quad \text{for } l = f, b, \\ & \|\mathcal{T}^\varepsilon(p_s^\varepsilon)\|_{L^\infty(0,T;L^2(\Gamma))} + \|\nabla_{\Gamma,y}\mathcal{T}^\varepsilon(p_s^\varepsilon)\|_{L^2(\Gamma_T)} \leq C, \quad \text{for } s = d, a, \\ & \|\mathcal{T}^\varepsilon(c_i^\varepsilon)\|_{L^\infty(0,T;L^2(Y_i))} + \|\nabla_y\mathcal{T}^\varepsilon(c_i^\varepsilon)\|_{L^2(Y_{i,T})} \leq C, \end{aligned}$$

for $x \in \Omega$.

Applying the Gagliardo-Nierenber and trace inequalities and using the fact that $\dim(\Gamma) = 2$ we have

$$(29) \quad \begin{aligned} & \|\mathcal{T}^\varepsilon(r_l^\varepsilon)\|_{L^4(\Gamma_\tau)} \leq C_1 \|\nabla_{\Gamma,y}\mathcal{T}^\varepsilon(r_l^\varepsilon)\|_{L^2(\Gamma_\tau)}^{1/2} \|\mathcal{T}^\varepsilon(r_l^\varepsilon)\|_{L^\infty(0,\tau;L^2(\Gamma))}^{1/2} \leq C, \\ & \|\mathcal{T}^\varepsilon(p_s^\varepsilon)\|_{L^4(\Gamma_\tau)} \leq C_2 \|\nabla_{\Gamma,y}\mathcal{T}^\varepsilon(p_s^\varepsilon)\|_{L^2(\Gamma_\tau)}^{1/2} \|\mathcal{T}^\varepsilon(p_s^\varepsilon)\|_{L^\infty(0,\tau;L^2(\Gamma))}^{1/2} \leq C, \\ & \|\mathcal{T}^\varepsilon(c_i^\varepsilon)\|_{L^2(\Gamma_\tau)} \leq C_3 \left[\|\nabla_y\mathcal{T}^\varepsilon(c_i^\varepsilon)\|_{L^2(Y_{i,\tau})} + \|\mathcal{T}^\varepsilon(c_i^\varepsilon)\|_{L^2(Y_{i,\tau})} \right] \leq C, \\ & \|\mathcal{T}^\varepsilon(c_i^\varepsilon)\|_{L^2(0,\tau;L^4(\Gamma))} \leq C_4 \left[\|\nabla_y\mathcal{T}^\varepsilon(c_i^\varepsilon)\|_{L^2(Y_{i,\tau})} + \|\mathcal{T}^\varepsilon(c_i^\varepsilon)\|_{L^2(Y_{i,\tau})} \right] \leq C, \end{aligned}$$

for $l = f, b$ and $s = d, a$, and for $x \in \Omega$ and $\tau \in (0, T]$, and the constant C is independent of ε , τ and x . We also use

$$(30) \quad \begin{aligned} & \|\mathcal{T}^\varepsilon(r_b^\varepsilon)\|_{L^2(\Gamma)} \leq \mu \|\nabla_{\Gamma,y}\mathcal{T}^\varepsilon(r_b^\varepsilon)\|_{L^2(\Gamma)}^{1/2} \|\mathcal{T}^\varepsilon(r_b^\varepsilon)\|_{L^1(\Gamma)}^{1/2}, \\ & \|\mathcal{T}^\varepsilon(r_b^\varepsilon)\|_{L^4(\Gamma)} \leq \mu \|\nabla_{\Gamma,y}\mathcal{T}^\varepsilon(r_b^\varepsilon)\|_{L^2(\Gamma)}^{1/2} \|\mathcal{T}^\varepsilon(r_b^\varepsilon)\|_{L^2(\Gamma)}^{1/2}, \end{aligned}$$

for $x \in \Omega$, $t \in (0, T]$, and a constant $\mu > 0$ independent of ε . Notice that estimate (24) ensures the uniform boundedness of $\|\mathcal{T}^\varepsilon(r_b^\varepsilon)\|_{L^1(\Gamma)}$ for $(t, x) \in (0, T) \times \Omega$.

Now we shall prove the boundedness of c_l^ε in $L^\infty(0, T; L^\infty(\Omega_l^\varepsilon))$, for $l = e, i$, and of r_j^ε and p_s^ε in $L^\infty(0, T; L^\infty(\Gamma^\varepsilon))$, for $j = f, b$ and $s = a, d$. Considering $|c_e^\varepsilon|^3$ as a test function in the first equation of (6) yields

$$\|c_e^\varepsilon(\tau)\|_{L^4(\Omega_\varepsilon)}^4 + \|\nabla|c_e^\varepsilon|^2\|_{L^2(\Omega_{\varepsilon,\tau}^\varepsilon)}^2 \leq C[1 + \|c_e^\varepsilon\|_{L^4(\Omega_{\varepsilon,\tau}^\varepsilon)}^4] + \varepsilon\|c_e^\varepsilon\|_{L^4(\Gamma_\varepsilon)}^4 + \varepsilon\|r_b^\varepsilon\|_{L^4(\Gamma_\varepsilon)}^4.$$

The trace inequality applied to $|c_e^\varepsilon|^2$, together with the Gronwall inequality and first estimate in (29), ensures

$$(31) \quad \begin{aligned} & \|c_e^\varepsilon(\tau)\|_{L^4(\Omega_\varepsilon)}^4 + \|\nabla|c_e^\varepsilon|^2\|_{L^2(\Omega_{\varepsilon,\tau}^\varepsilon)}^2 + \varepsilon\|c_e^\varepsilon\|_{L^4(\Gamma_\varepsilon)}^4 \leq C \left[1 + \varepsilon\|r_b^\varepsilon\|_{L^4(\Gamma_\varepsilon)}^4 \right] \\ & \leq C[1 + \|\mathcal{T}^\varepsilon(r_b^\varepsilon)\|_{L^4(\Omega_\tau \times \Gamma)}^4] \leq C, \end{aligned}$$

for $\tau \in (0, T]$. Then using the trace theorem for $|\mathcal{T}^\varepsilon(c_e^\varepsilon)|^2$ and the definition of the unfolding operator \mathcal{T}^ε , together with estimate (31), we obtain

$$\begin{aligned} \|\mathcal{T}^\varepsilon(c_e^\varepsilon)\|_{L^4(\Omega_\tau; L^8(\Gamma))}^4 &= \|\mathcal{T}^\varepsilon(c_e^\varepsilon)\|_{L^2(\Omega_\tau; L^4(\Gamma))}^4 \\ &\leq C_1 \left[\|c_e^\varepsilon\|_{L^4(\Omega_{\varepsilon,\tau}^\varepsilon)}^4 + \|\nabla|c_e^\varepsilon|^2\|_{L^2(\Omega_{\varepsilon,\tau}^\varepsilon)}^2 \right] \leq C_2. \end{aligned}$$

Considering $|\mathcal{T}^\varepsilon(c_i^\varepsilon)|^3$ as a test function in (18) and integrating over Ω give

$$\begin{aligned} \|\mathcal{T}^\varepsilon(c_i^\varepsilon)(\tau)\|_{L^4(\Omega \times Y_i)}^4 + \|\nabla_y|\mathcal{T}^\varepsilon(c_i^\varepsilon)|^2\|_{L^2(\Omega_\tau \times Y_i)}^2 &\leq C(1 + \|\mathcal{T}^\varepsilon(c_i^\varepsilon)\|_{L^4(\Omega_T \times Y_i)}^4) \\ &\quad + \|\mathcal{T}^\varepsilon(c_i^\varepsilon)\|_{L^2(\Omega_\tau \times \Gamma)}^2 + \|\mathcal{T}^\varepsilon(p_a^\varepsilon)\|_{L^4(\Omega_\tau \times \Gamma)}^4. \end{aligned}$$

Applying the trace inequality and Gronwall inequality in the last inequality and using the second estimate in (29) imply

$$\|\mathcal{T}^\varepsilon(c_i^\varepsilon)(\tau)\|_{L^4(\Omega \times Y_i)}^4 + \|\nabla_y|\mathcal{T}^\varepsilon(c_i^\varepsilon)|^2\|_{L^2(\Omega_\tau \times Y_i)}^2 \leq C_1 \left[1 + \|\mathcal{T}^\varepsilon(p_a^\varepsilon)\|_{L^4(\Omega_\tau \times \Gamma)}^4 \right] \leq C_2$$

for $\tau \in (0, T]$ and constants C_1 and C_2 are independent of ε .

As next considering $|\mathcal{T}^\varepsilon(r_f^\varepsilon)|^{p-1}$, for $p \geq 4$, as a test function in (22) and using the nonnegativity of r_f^ε , r_b^ε and c_e^ε we obtain

$$\begin{aligned} \|\mathcal{T}^\varepsilon(r_f^\varepsilon)(\tau)\|_{L^p(\Gamma)}^p + 4\frac{p-1}{p}\|\nabla_{\Gamma,y}|\mathcal{T}^\varepsilon(r_f^\varepsilon)|^{\frac{p}{2}}\|_{L^2(\Gamma_\tau)}^2 &\leq C_1 p \langle F_r(\mathcal{T}^\varepsilon(r_f^\varepsilon), \mathcal{T}^\varepsilon(r_b^\varepsilon)), |\mathcal{T}^\varepsilon(r_f^\varepsilon)|^{p-1} \rangle_{\Gamma_\tau} \\ &\quad + C_2 p \langle b(y) \mathcal{T}^\varepsilon(r_b^\varepsilon), |\mathcal{T}^\varepsilon(r_f^\varepsilon)|^{p-1} \rangle_{\Gamma_\tau} + \|\mathcal{T}^\varepsilon(r_f^\varepsilon)(0)\|_{L^p(\Gamma)}^p \\ &\leq C p [1 + \|\mathcal{T}^\varepsilon(r_f^\varepsilon)(\tau)\|_{L^p(\Gamma_\tau)}^p + \langle \mathcal{T}^\varepsilon(r_b^\varepsilon), |\mathcal{T}^\varepsilon(r_f^\varepsilon)|^{p-1} \rangle_{\Gamma_\tau}] \end{aligned}$$

for $\tau \in (0, T]$ and $x \in \Omega$. The last term in the inequality above can be estimates by using Gagliardo-Nierenber inequalities as

$$\begin{aligned} \langle \mathcal{T}^\varepsilon(r_b^\varepsilon), |\mathcal{T}^\varepsilon(r_f^\varepsilon)|^{p-1} \rangle_{\Gamma_\tau} &\leq \left[\int_{\Gamma_\tau} |\mathcal{T}^\varepsilon(r_f^\varepsilon)|^{\frac{4(p-1)}{3}} d\gamma_y dt \right]^{\frac{3}{4}} \|\mathcal{T}^\varepsilon(r_b^\varepsilon)\|_{L^4(\Gamma_\tau)} \\ &\leq \left[\int_0^\tau \left[\int_{\Gamma} |\mathcal{T}^\varepsilon(r_f^\varepsilon)|^{2p} d\gamma_y \right]^{\frac{2}{3}} dt \right]^{\frac{3(p-1)}{4p}} \|\mathcal{T}^\varepsilon(r_b^\varepsilon)\|_{L^4(\Gamma_\tau)} \\ (32) \quad &\leq \left[\int_0^\tau \left[\int_{\Gamma} |\nabla_{\Gamma,y}|\mathcal{T}^\varepsilon(r_f^\varepsilon)|^{\frac{p}{2}}|^2 d\gamma_y \int_{\Gamma} |\mathcal{T}^\varepsilon(r_f^\varepsilon)|^{\frac{p}{2}}|^2 d\gamma_y \right]^{\frac{2}{3}} dt \right]^{\frac{3(p-1)}{4p}} \|\mathcal{T}^\varepsilon(r_b^\varepsilon)\|_{L^4(\Gamma_\tau)} \\ &\leq \left[\|\nabla_{\Gamma,y}|\mathcal{T}^\varepsilon(r_f^\varepsilon)|^{\frac{p}{2}}\|_{L^2(\Gamma_\tau)}^{\frac{4}{3}} \|\mathcal{T}^\varepsilon(r_f^\varepsilon)\|_{L^4(0,\tau;L^2(\Gamma))}^{\frac{4}{3}} \right]^{\frac{3(p-1)}{4p}} \|\mathcal{T}^\varepsilon(r_b^\varepsilon)\|_{L^4(\Gamma_\tau)}. \end{aligned}$$

Applying Hölder inequality and first inequality in (30) in the last estimate implies

$$\begin{aligned} \langle \mathcal{T}^\varepsilon(r_b^\varepsilon), |\mathcal{T}^\varepsilon(r_f^\varepsilon)|^{p-1} \rangle_{\Gamma_\tau} &\leq \frac{1}{p} \|\mathcal{T}^\varepsilon(r_b^\varepsilon)\|_{L^4(\Gamma_\tau)}^p \\ &\quad + C_1 \frac{p-1}{p} \|\nabla_{\Gamma,y}|\mathcal{T}^\varepsilon(r_f^\varepsilon)|^{\frac{p}{2}}\|_{L^2(\Gamma_\tau)} \|\mathcal{T}^\varepsilon(r_f^\varepsilon)\|_{L^4(0,\tau;L^2(\Gamma))}^{\frac{p}{2}} \\ &\leq \frac{1}{p} \|\mathcal{T}^\varepsilon(r_b^\varepsilon)\|_{L^4(\Gamma_\tau)}^p + C_2 \frac{p-1}{p} \|\nabla_{\Gamma,y}|\mathcal{T}^\varepsilon(r_f^\varepsilon)|^{\frac{p}{2}}\|_{L^2(\Gamma_\tau)} \times \\ (33) \quad &\quad \times \left[\int_0^\tau \|\nabla_{\Gamma,y}|\mathcal{T}^\varepsilon(r_f^\varepsilon)|^{\frac{p}{2}}\|_{L^2(\Gamma)}^2 \|\mathcal{T}^\varepsilon(r_f^\varepsilon)\|_{L^1(\Gamma)}^{\frac{p}{2}} dt \right]^{\frac{1}{4}} \leq \frac{1}{p} \|\mathcal{T}^\varepsilon(r_b^\varepsilon)\|_{L^4(\Gamma_\tau)}^p \\ &\quad + C_2 \frac{p-1}{p} \|\nabla_{\Gamma,y}|\mathcal{T}^\varepsilon(r_f^\varepsilon)|^{\frac{p}{2}}\|_{L^2(\Gamma_\tau)}^{\frac{3}{2}} \sup_{(0,\tau)} \|\mathcal{T}^\varepsilon(r_f^\varepsilon)\|_{L^1(\Gamma)}^{\frac{1}{2}} \leq \frac{1}{p} \|\mathcal{T}^\varepsilon(r_b^\varepsilon)\|_{L^4(\Gamma_\tau)}^p \\ &\quad + \delta_1 \frac{p-1}{p^2} \|\nabla_{\Gamma,y}|\mathcal{T}^\varepsilon(r_f^\varepsilon)|^{\frac{p}{2}}\|_{L^2(\Gamma_\tau)}^2 + C_\delta p^3 \sup_{(0,\tau)} \|\mathcal{T}^\varepsilon(r_f^\varepsilon)\|_{L^1(\Gamma)}^2. \end{aligned}$$

Using Gagliardo-Nierenber inequality, see (30), we also obtain

$$\|\mathcal{T}^\varepsilon(r_f^\varepsilon)(\tau)\|_{L^p(\Gamma_\tau)}^p \leq \delta_2 \frac{p-1}{p^2} \|\nabla_{\Gamma,y}|\mathcal{T}^\varepsilon(r_f^\varepsilon)|^{\frac{p}{2}}\|_{L^2(\Gamma_\tau)}^2 + C_\delta T p \sup_{(0,\tau)} \|\mathcal{T}^\varepsilon(r_f^\varepsilon)\|_{L^1(\Gamma)}^{\frac{p}{2}},$$

for $\tau \in (0, T]$. Thus for an appropriate $\delta_1 > 0$ and $\delta_2 > 0$ we have

$$\begin{aligned} \|\mathcal{T}^\varepsilon(r_f^\varepsilon)(\tau)\|_{L^p(\Gamma)}^p + \|\nabla_{\Gamma,y}|\mathcal{T}^\varepsilon(r_f^\varepsilon)|^{\frac{p}{2}}\|_{L^2(\Gamma_\tau)}^2 &\leq C_1 p^4 \left(\sup_{(0,\tau)} \|\mathcal{T}^\varepsilon(r_f^\varepsilon)\|_{L^1(\Gamma)}^{\frac{p}{2}} + 1 \right) \\ &\quad + C_2 \|\mathcal{T}^\varepsilon(r_b^\varepsilon)\|_{L^4(\Gamma_\tau)}^p. \end{aligned}$$

Now we can apply the Alikakos iteration Lemma, see Lemma 3 in [3], and obtain

$$(34) \quad \|\mathcal{T}^\varepsilon(r_f^\varepsilon)\|_{L^\infty(0,T;L^\infty(\Gamma))} \leq C_1 [1 + \|\mathcal{T}^\varepsilon(r_b^\varepsilon)\|_{L^4(\Gamma_T)}] \leq C_2,$$

for $x \in \Omega$. Due to the structure of the reaction terms, in the same way as for r_f^ε we also obtain

$$\|\mathcal{T}^\varepsilon(p_d^\varepsilon)(\tau)\|_{L^p(\Gamma)}^p + \|\nabla_{\Gamma,y}|\mathcal{T}^\varepsilon(p_d^\varepsilon)|^{\frac{p}{2}}\|_{L^2(\Gamma_\tau)}^2 \leq C_1 p^4 \left(\sup_{(0,\tau)} \|\mathcal{T}^\varepsilon(p_d^\varepsilon)\|_{L^1(\Gamma)}^{\frac{p}{2}} + 1 \right) + C_2 \|\mathcal{T}^\varepsilon(p_a^\varepsilon)\|_{L^4(\Gamma_\tau)}^p,$$

and applying the Alikakos iteration Lemma yields

$$\|\mathcal{T}^\varepsilon(p_d^\varepsilon)\|_{L^\infty(0,T;L^\infty(\Gamma))} \leq C_1 [1 + \|\mathcal{T}^\varepsilon(p_a^\varepsilon)\|_{L^4(\Gamma_T)}] \leq C_2,$$

for $x \in \Omega$.

To show the boundedness of c_e^ε we consider $|c_e^\varepsilon|^{p-1}$, for $p \geq 4$, as a test functions in the first equation in (6) and, using assumptions on F_e and nonnegativity of r_f^ε and c_e^ε , obtain

$$(35) \quad \|c_e^\varepsilon(\tau)\|_{L^p(\Omega_\varepsilon)}^p + \frac{4(p-1)}{p} \|\nabla |c_e^\varepsilon|^{\frac{p}{2}}\|_{L^2(\Omega_{\varepsilon,\tau})}^2 \leq C_1 p [1 + \|c_e^\varepsilon\|_{L^p(\Omega_{\varepsilon,\tau})}^p] \\ + C_2 p \langle \mathcal{T}^\varepsilon(r_b^\varepsilon), |\mathcal{T}^\varepsilon(c_e^\varepsilon)|^{p-1} \rangle_{\Omega_\tau \times \Gamma}.$$

The last term can be estimated as follows

$$(36) \quad \langle \mathcal{T}^\varepsilon(r_b^\varepsilon), |\mathcal{T}^\varepsilon(c_e^\varepsilon)|^{p-1} \rangle_{\Omega_\tau \times \Gamma} \leq \int_{\Omega_\tau} \left(\int_\Gamma |\mathcal{T}^\varepsilon c_e^\varepsilon|^{\frac{4(p-1)}{3}} d\gamma_y \right)^{\frac{3}{4}} \|\mathcal{T}^\varepsilon(r_b^\varepsilon)\|_{L^4(\Gamma)} dx dt \\ \leq \int_{\Omega_\tau} \left(\int_\Gamma [|\mathcal{T}^\varepsilon(c_e^\varepsilon)|^{\frac{p}{2}}]^{\frac{8}{3}} d\gamma_y \right)^{\frac{3(p-1)}{4p}} \|\mathcal{T}^\varepsilon(r_b^\varepsilon)\|_{L^4(\Gamma)} dx dt \\ \leq \int_{\Omega_\tau} \left[C_\delta p^3 \int_{Y_e} |\mathcal{T}^\varepsilon(c_e^\varepsilon)|^p dy + \frac{\delta}{p} \int_{Y_e} |\nabla_y |\mathcal{T}^\varepsilon(c_e^\varepsilon)|^{\frac{p}{2}}|^2 dy \right]^{\frac{p-1}{p}} \|\mathcal{T}^\varepsilon(r_b^\varepsilon)\|_{L^4(\Gamma)} dx dt.$$

Here we used the trace inequality

$$(37) \quad \|v\|_{L^r(\Gamma)} \leq \mu(\|v\|_{L^q(Y_e)}^{1-\lambda} \|v\|_{W^{1,q}(Y_e)}^\lambda + \|v\|_{L^q(Y_e)}^{(1-1/r)(1-\lambda)} \|v\|_{W^{1,q}(Y_e)}^{1/r+\lambda(1-1/r)})$$

for $\lambda = \frac{\dim(Y_e)(r-q)}{q(r-1)}$ and $\mu = \mu(r, q, Y_e) > 0$, see e.g. [16].

To derive an uniform estimate for $\|\mathcal{T}^\varepsilon(r_b^\varepsilon)\|_{L^4(\Gamma)}$ we consider $|\mathcal{T}^\varepsilon(r_b^\varepsilon)|^3$ as a test functions in the second equation in (22) and obtain

$$(38) \quad \|\mathcal{T}^\varepsilon(r_b^\varepsilon)(\tau)\|_{L^4(\Gamma)}^4 + \|\nabla_{\Gamma,y} |\mathcal{T}^\varepsilon(r_b^\varepsilon)|^2\|_{L^2(\Gamma_\tau)}^2 \leq \|\mathcal{T}^\varepsilon(r_{b0}^\varepsilon)\|_{L^4(\Gamma_\tau)}^4 \\ + C_1 \langle \mathcal{T}^\varepsilon(p_a^\varepsilon), |\mathcal{T}^\varepsilon(r_b^\varepsilon)|^3 \rangle_{\Gamma_\tau} + C_2 \langle \mathcal{T}^\varepsilon(r_f^\varepsilon) \mathcal{T}^\varepsilon(c_e^\varepsilon), |\mathcal{T}^\varepsilon(r_b^\varepsilon)|^3 \rangle_{\Gamma_\tau}$$

for $x \in \Omega$ and $\tau \in (0, T]$. Applying the Gagliardo-Nirenberg inequality

$$\|v\|_{L^3(\Gamma)} \leq C_1 \|\nabla_{\Gamma,y} v\|_{L^2(\Gamma)}^{2/3} \|v\|_{L^1(\Gamma)}^{1/3}$$

to $|\mathcal{T}^\varepsilon(r_b^\varepsilon)|^2$ and using estimates in (28) yield

$$|\langle \mathcal{T}^\varepsilon(p_a^\varepsilon), |\mathcal{T}^\varepsilon(r_b^\varepsilon)|^3 \rangle_{\Gamma_\tau}| \leq \delta \|\nabla_{\Gamma,y} |\mathcal{T}^\varepsilon(r_b^\varepsilon)|^2\|_{L^2(\Gamma_\tau)}^2 \sup_{(0,\tau)} \|\mathcal{T}^\varepsilon(r_b^\varepsilon)\|_{L^2(\Gamma)} \\ + \|\mathcal{T}^\varepsilon(r_b^\varepsilon)\|_{L^6(0,\tau,L^2(\Gamma))}^6 + C_\delta \|\mathcal{T}^\varepsilon(p_a^\varepsilon)\|_{L^2(\Gamma_\tau)}^2 \leq C_1 \delta \|\nabla_{\Gamma,y} |\mathcal{T}^\varepsilon(r_b^\varepsilon)|^2\|_{L^2(\Gamma_\tau)}^2 + C_2.$$

The boundedness of $\mathcal{T}^\varepsilon(r_f^\varepsilon)$, see (34), ensures

$$|\langle \mathcal{T}^\varepsilon(r_f^\varepsilon) \mathcal{T}^\varepsilon(c_e^\varepsilon), |\mathcal{T}^\varepsilon(r_b^\varepsilon)|^3 \rangle_{\Gamma_\tau}| \leq C_1 \|\mathcal{T}^\varepsilon(c_e^\varepsilon)\|_{L^p(\Gamma_\tau)} \|\mathcal{T}^\varepsilon(r_b^\varepsilon)\|_{L^{\frac{3p}{p-1}}(\Gamma_\tau)}^3 \\ \leq C_2 \left[\|\mathcal{T}^\varepsilon(c_e^\varepsilon)\|_{L^p(\Gamma_\tau)}^4 + \|\mathcal{T}^\varepsilon(r_b^\varepsilon)\|_{L^4(\Gamma_\tau)}^4 \right]$$

for $p \geq 4$. Then combining the estimates from above and using the Gronwall inequality in (38) imply

$$(39) \quad \|\mathcal{T}^\varepsilon(r_b^\varepsilon)(\tau)\|_{L^4(\Gamma)} + \|\nabla_{\Gamma,y} |\mathcal{T}^\varepsilon(r_b^\varepsilon)|^2\|_{L^2(\Gamma_\tau)}^{\frac{1}{2}} \leq C[1 + \|\mathcal{T}^\varepsilon(c_e^\varepsilon)\|_{L^p(\Gamma_\tau)}]$$

for $\tau \in (0, T]$, $x \in \Omega$, and $p \geq 4$. Hence using (39) in (36) and applying relations between original and unfolded sequences, see (19), estimate (35) can be rewritten as

$$(40) \quad \|c_e^\varepsilon(\tau)\|_{L^2(\Omega_\varepsilon)}^{\frac{p}{2}} + \frac{4(p-1)}{p} \|\nabla |c_e^\varepsilon|^{\frac{p}{2}}\|_{L^2(\Omega_{\varepsilon,\tau})}^2 \leq \delta_1 \frac{p-1}{p} \varepsilon^2 \|\nabla |c_e^\varepsilon|^{\frac{p}{2}}\|_{L^2(\Omega_{\varepsilon,\tau})}^2 \\ + C_\delta p^4 \|c_e^\varepsilon\|_{L^p(\Omega_{\varepsilon,\tau})}^p + C_1 (1 + \|\mathcal{T}^\varepsilon(c_e^\varepsilon)\|_{L^p(\Omega_\tau \times \Gamma)}^p).$$

Notice that the Gagliardo-Nirenber inequality and properties of an extension \bar{c}_e^ε of c_e^ε from $\Omega_\varepsilon^\varepsilon$ into Ω ensure

$$\|c_e^\varepsilon\|_{L^p(\Omega_{\varepsilon,\tau})}^p \leq \| |\bar{c}_e^\varepsilon|^{\frac{p}{2}} \|_{L^2(\Omega_\tau)}^2 \leq \mu_1 \int_0^\tau \| |\bar{c}_e^\varepsilon|^{\frac{p}{2}} \|_{L^1(\Omega)}^{4/5} \|\nabla |\bar{c}_e^\varepsilon|^{\frac{p}{2}}\|_{L^2(\Omega)}^{6/5} dt \\ \leq \delta_1 \|\nabla |\bar{c}_e^\varepsilon|^{\frac{p}{2}}\|_{L^2(\Omega_\tau)}^2 + C_{\delta,1} \sup_{(0,\tau)} \| |\bar{c}_e^\varepsilon|^{\frac{p}{2}} \|_{L^1(\Omega)}^2 \\ \leq \delta \|\nabla |c_e^\varepsilon|^{\frac{p}{2}}\|_{L^2(\Omega_{\varepsilon,\tau})}^2 + C_\delta \sup_{(0,\tau)} \| |c_e^\varepsilon|^{\frac{p}{2}} \|_{L^1(\Omega_\varepsilon)}^2.$$

Applying trace inequality (37) in the last term in (40) and using the estimate above yield

$$\| |c_e^\varepsilon(\tau)|^{\frac{p}{2}} \|_{L^2(\Omega_\varepsilon)}^2 + \frac{4(p-1)}{p} \|\nabla |c_e^\varepsilon|^{\frac{p}{2}}\|_{L^2(\Omega_{\varepsilon,\tau})}^2 \leq \delta \frac{p-1}{p} \|\nabla |c_e^\varepsilon|^{\frac{p}{2}}\|_{L^2(\Omega_{\varepsilon,\tau})}^2 + C_\delta p^8 (\sup_{(0,\tau)} \| |c_e^\varepsilon|^{\frac{p}{2}} \|_{L^1(\Omega_\varepsilon)}^2 + 1).$$

Then the iteration over p similar to [3] yields the boundedness of c_e^ε in $\Omega_{\varepsilon,T}^\varepsilon$. Since $c_e^\varepsilon \in L^2(0,T; H^1(\Omega_\varepsilon^\varepsilon))$ we also have the boundedness of c_e^ε on $(0,T) \times \Gamma^\varepsilon$, see e.g. [15].

Now we can show boundedness of r_b^ε . For this we consider $|\mathcal{T}^\varepsilon(r_b^\varepsilon)|^{p-1}$ as a test function in the equation for $\mathcal{T}^\varepsilon(r_b^\varepsilon)$ in (22) and obtain

$$\begin{aligned} \|\mathcal{T}^\varepsilon(r_b^\varepsilon(\tau))\|_{L^p(\Gamma)}^p + 4 \frac{p-1}{p} \|\nabla |\mathcal{T}^\varepsilon(r_b^\varepsilon)|^{\frac{p}{2}}\|_{L^2(\Gamma_\tau)}^2 &\leq C_1 p^4 [1 + \sup_{(0,\tau)} \| |\mathcal{T}^\varepsilon(r_b^\varepsilon)|^{\frac{p}{2}} \|_{L^1(\Gamma_\tau)}^2] \\ &\quad + \|\mathcal{T}^\varepsilon(c_e^\varepsilon)\|_{L^4(\Gamma_\tau)}^p + \|\mathcal{T}^\varepsilon(p_a^\varepsilon)\|_{L^4(\Gamma_\tau)}^p \end{aligned}$$

for $x \in \Omega$ and $\tau \in (0,T]$. Here we used similar calculations as in (32) and (33) to estimate the terms $\langle \mathcal{T}^\varepsilon(p_a^\varepsilon), |\mathcal{T}^\varepsilon(r_b^\varepsilon)|^{p-1} \rangle_{\Gamma_\tau}$ and $\langle \mathcal{T}^\varepsilon(c_e^\varepsilon), |\mathcal{T}^\varepsilon(r_b^\varepsilon)|^{p-1} \rangle_{\Gamma_\tau}$ by the L^4 -norm of $\mathcal{T}^\varepsilon(p_a^\varepsilon)$ and $\mathcal{T}^\varepsilon(c_e^\varepsilon)$ and L^p -norm of $\mathcal{T}^\varepsilon(r_b^\varepsilon)$, respectively. Notice that in estimates for $\langle \mathcal{T}^\varepsilon(c_e^\varepsilon) \mathcal{T}^\varepsilon(r_b^\varepsilon), |\mathcal{T}^\varepsilon(r_b^\varepsilon)|^{p-1} \rangle_{\Gamma_\tau}$ we use the boundedness of $\mathcal{T}^\varepsilon(r_b^\varepsilon)$.

Thus applying iteration over $p = 2^k$, $k \in \mathbb{N}$ and using boundedness of c_e^ε and estimate (29) for $\mathcal{T}^\varepsilon(p_a^\varepsilon)$ we obtain boundedness of $\mathcal{T}^\varepsilon(r_b^\varepsilon)$ on $\Omega_T \times \Gamma$ and hence the boundedness of r_b^ε in $(0,T) \times \Gamma^\varepsilon$.

Taking $|\mathcal{T}^\varepsilon(p_a^\varepsilon)|^{p-1}$ as a test function in the equation for $\mathcal{T}^\varepsilon(p_a^\varepsilon)$ in (22) and using the boundedness of $\mathcal{T}^\varepsilon(p_a^\varepsilon)$ in $\Omega_T \times \Gamma$ yield

$$\begin{aligned} \|\mathcal{T}^\varepsilon(p_a^\varepsilon(\tau))\|_{L^p(\Gamma)}^p + 4 \frac{p-1}{p} \|\nabla |\mathcal{T}^\varepsilon(p_a^\varepsilon)|^{\frac{p}{2}}\|_{L^2(\Gamma_\tau)}^2 &\leq C_1 p^4 [1 + \sup_{(0,\tau)} \| |\mathcal{T}^\varepsilon(p_a^\varepsilon)|^{\frac{p}{2}} \|_{L^1(\Gamma_\tau)}^2] \\ &\quad + \delta \|\mathcal{T}^\varepsilon(c_i^\varepsilon)\|_{L^p(\Gamma_\tau)}^p + \|\mathcal{T}^\varepsilon(r_b^\varepsilon)\|_{L^4(\Gamma_\tau)}^p \\ &\leq C_1 p^4 [1 + \sup_{(0,\tau)} \| |\mathcal{T}^\varepsilon(p_a^\varepsilon)|^{\frac{p}{2}} \|_{L^1(\Gamma_\tau)}^2] \\ &\quad + \sup_{(0,\tau)} \| |\mathcal{T}^\varepsilon(c_i^\varepsilon)|^{\frac{p}{2}} \|_{L^1(Y_{i,\tau})}^2 + \delta \|\nabla_{\Gamma,y} |\mathcal{T}^\varepsilon(c_i^\varepsilon)|^{\frac{p}{2}}\|_{L^2(Y_{i,\tau})}^2 + \|\mathcal{T}^\varepsilon(r_b^\varepsilon)\|_{L^4(\Gamma_\tau)}^p \end{aligned}$$

for $x \in \Omega$ and $\tau \in (0,T]$. Considering $|\mathcal{T}^\varepsilon(c_i^\varepsilon)|^{p-1}$ as a test function in (18) implies

$$\begin{aligned} \|\mathcal{T}^\varepsilon(c_i^\varepsilon(\tau))\|_{L^p(Y_i)}^p + 4 \frac{p-1}{p} \|\nabla |\mathcal{T}^\varepsilon(c_i^\varepsilon)|^{\frac{p}{2}}\|_{L^2(Y_{i,\tau})}^2 &\leq C_1 p [1 + \|\mathcal{T}^\varepsilon(c_i^\varepsilon)\|_{L^p(\Gamma_\tau)}^p] \\ &\quad + \|\mathcal{T}^\varepsilon(c_i^\varepsilon)\|_{L^p(Y_{i,\tau})}^p + \|\mathcal{T}^\varepsilon(p_a^\varepsilon)\|_{L^p(\Gamma_\tau)}^p \\ &\leq C_\delta p^3 [1 + \sup_{(0,\tau)} \| |\mathcal{T}^\varepsilon(c_i^\varepsilon)|^{\frac{p}{2}} \|_{L^1(Y_i)}^2] + \delta \|\nabla_{\Gamma,y} |\mathcal{T}^\varepsilon(c_i^\varepsilon)|^{\frac{p}{2}}\|_{L^2(Y_{i,\tau})}^2 \\ &\quad + C_\delta \sup_{(0,\tau)} \| |\mathcal{T}^\varepsilon(p_a^\varepsilon)|^{\frac{p}{2}} \|_{L^1(\Gamma_\tau)}^2 + \delta \|\nabla |\mathcal{T}^\varepsilon(p_a^\varepsilon)|^{\frac{p}{2}}\|_{L^2(\Gamma_\tau)}^2 \end{aligned}$$

for $x \in \Omega$ and $\tau \in (0,T]$. Adding last two inequalities, using the boundedness of $\|\mathcal{T}^\varepsilon(r_b^\varepsilon)\|_{L^4(\Gamma_\tau)} \leq C$, for $x \in \Omega$ and $\tau \in (0,T]$, and applying iteration over p , similar to [3], we obtain the boundedness of $\mathcal{T}^\varepsilon(p_a^\varepsilon)$ in $\Omega_T \times \Gamma$ and of $\mathcal{T}^\varepsilon(c_i^\varepsilon)$ in $\Omega_T \times Y_i$. This also ensures the boundedness of p_a^ε in $(0,T) \times \Gamma^\varepsilon$ and of c_i^ε in $(0,T) \times \Omega_\varepsilon^\varepsilon$ and on $(0,T) \times \Gamma^\varepsilon$.

Notice that a priori estimates in (9) together with standard arguments for parabolic equations imply that $\partial_t c_l^\varepsilon \in L^2(0,T; H^1(\Omega_\varepsilon^\varepsilon)')$ for $l = e, i$ and $\partial_t r_j^\varepsilon, \partial_t p_s^\varepsilon \in L^2(0,T; H^1(\Gamma^\varepsilon)')$ for $j = f, b, s = a, d$ and any fixed $\varepsilon > 0$. Now using a priori estimates together with compact embedding of $[H^1(0,T; H^1(\Gamma^\varepsilon)') \cap L^2(0,T; H^1(\Gamma^\varepsilon))]$ in \mathcal{A} and applying Schauder fixed-point theorem we obtain existence of a weak solution of the microscopic problem (1)–(5) for each fixed ε . In a standard way, using the boundedness of solutions and local Lipschitz continuity of nonlinear reaction terms and considering equations for the difference of two solutions we obtain the uniqueness of a solution of the microscopic problem (1)–(5). \square

4. CONVERGENCE RESULTS AND DERIVATION OF MACROSCOPIC EQUATIONS

The a priori estimates in Theorem 3.3 imply the following convergence results for a subsequence of a sequence of solutions of the microscopic problem (1)–(5).

Lemma 4.1. *There exist functions $c_e \in L^2(0, T; H^1(\Omega))$, $c_e^1 \in L^2(\Omega_T; H_{\text{per}}^1(Y_e))$, and $c_i \in L^2(\Omega_T; H^1(Y_i))$, $r_l, p_s \in L^2(\Omega_T; H^1(\Gamma))$, with $l = f, b$ and $s = a, d$, such that, up to a subsequence,*

$$(41) \quad \begin{aligned} c_e^\varepsilon &\rightharpoonup c_e && \text{weakly in } L^2(0, T; H^1(\Omega)), \\ \nabla c_e^\varepsilon &\rightharpoonup \nabla c_e + \nabla_y c_e^1 && \text{two-scale}, \\ c_i^\varepsilon &\rightharpoonup c_i, \quad \varepsilon \nabla c_i^\varepsilon \rightharpoonup \nabla_y c_i && \text{two-scale}, \\ r_l^\varepsilon &\rightharpoonup r_l, \quad \varepsilon \nabla_\Gamma r_l^\varepsilon \rightharpoonup \nabla_{\Gamma, y} r_l && \text{two-scale}, \quad l = f, b, \\ p_s^\varepsilon &\rightharpoonup p_s, \quad \varepsilon \nabla_\Gamma p_s^\varepsilon \rightharpoonup \nabla_{\Gamma, y} p_s && \text{two-scale}, \quad s = a, d. \end{aligned}$$

Proof. The convergence results in (41) follow directly from the a priori estimates in (9), extension of c_e^ε from Ω_e^ε into Ω , see e.g. [2, 8], and the compactness theorems for the weak convergence and for the two-scale convergence, see e.g. [4, 39, 40]. Notice that we identify c_e^ε with its extension. \square

As next in order to pass to the limit in nonlinear reaction terms we shall prove the strong convergence for a subsequence of a sequence of weak solutions of the microscopic problem (1)–(5).

Lemma 4.2. *For a subsequence of a sequence of solutions of microscopic model (1)–(5), i.e. $\{c_e^\varepsilon\}$, $\{\mathcal{T}^\varepsilon(c_i^\varepsilon)\}$, $\{\mathcal{T}^\varepsilon(r_l^\varepsilon)\}$, and $\{\mathcal{T}^\varepsilon(p_s^\varepsilon)\}$, where $l = f, b$ and $s = a, d$, we have the following convergence results:*

$$(42) \quad \begin{aligned} c_e^\varepsilon &\rightarrow c_e \quad \text{strongly in } L^2(\Omega_T), \quad \varepsilon \|c_e^\varepsilon - c_e\|_{L^2(\Gamma_T^\varepsilon)}^2 \rightarrow 0, \\ \mathcal{T}^\varepsilon(c_i^\varepsilon) &\rightarrow c_i \quad \text{strongly in } L^2(\Omega_T \times Y_i), \\ \mathcal{T}^\varepsilon(r_l^\varepsilon) &\rightarrow r_l \quad \text{strongly in } L^2(\Omega_T \times \Gamma), \quad l = f, b, \\ \mathcal{T}^\varepsilon(p_s^\varepsilon) &\rightarrow p_s \quad \text{strongly in } L^2(\Omega_T \times \Gamma), \quad s = a, d, \end{aligned}$$

as $\varepsilon \rightarrow 0$.

Proof. To show the strong convergence of $\{c_e^\varepsilon\}$ we need to show equicontinuity of c_e^ε with respect to the time variable. The a priori estimates in (9) and boundedness of r_f^ε yield

$$\begin{aligned} \|\vartheta_\delta c_e^\varepsilon - c_e^\varepsilon\|_{L^2(\Omega_{\varepsilon, \tau}^\varepsilon)}^2 &\leq C_1 \int_{\Omega_{\varepsilon, \tau}^\varepsilon} \int_t^{t+\delta} |\nabla c_e^\varepsilon| ds |\nabla(\vartheta_\delta c_e^\varepsilon - c_e^\varepsilon)| dx dt \\ &\quad + C_2 \int_{\Omega_{\varepsilon, \tau}^\varepsilon} \int_t^{t+\delta} (1 + |c_e^\varepsilon|) ds |\vartheta_\delta c_e^\varepsilon - c_e^\varepsilon| dx dt \\ &\quad + \varepsilon C_3 \int_{\Gamma_\tau^\varepsilon} \int_t^{t+\delta} (|c_e^\varepsilon r_f^\varepsilon| + |r_b^\varepsilon|) ds |\vartheta_\delta c_e^\varepsilon - c_e^\varepsilon| d\gamma dt \leq C\delta, \end{aligned}$$

for $\tau \in (0, T - \delta]$ and $\delta > 0$, where $\vartheta_\delta v(t, x) = v(t + \delta, x)$ for $x \in \Omega$ and $t \in [0, T - \delta]$. Then the properties of an extension of c_e^ε from Ω_e^ε into Ω together with the uniform in ε estimate for ∇c_e^ε and Kolmogorov compactness result [7] ensure the strong convergence of c_e^ε in $L^2((0, T) \times \Omega)$. Applying Simon compactness theorem [43] and compact embedding of $H^1(\Omega) \subset H^\beta(\Omega)$ for $1/2 < \beta < 1$, together with the trace inequality and a scaling argument we also obtain $\varepsilon \|c_e^\varepsilon - c_e\|_{L^2(\Gamma_T^\varepsilon)}^2 \rightarrow 0$ and $\varepsilon \rightarrow 0$.

To obtain the strong convergence of $\mathcal{T}^\varepsilon(c_i^\varepsilon)$, $\mathcal{T}^\varepsilon(r_l^\varepsilon)$, and $\mathcal{T}^\varepsilon(p_s^\varepsilon)$, with $l = f, b$ and $s = a, d$, we show the Cauchy property for the corresponding sequences. Considering the difference of equations for ε_m and ε_k and using boundedness of r_f^ε yield

$$\begin{aligned} &\|\mathcal{T}^{\varepsilon_m}(r_f^{\varepsilon_m}(\tau)) - \mathcal{T}^{\varepsilon_k}(r_f^{\varepsilon_k}(\tau))\|_{L^2(\Omega \times \Gamma)}^2 + \|\nabla_{\Gamma, y}(\mathcal{T}^{\varepsilon_m}(r_f^{\varepsilon_m}) - \mathcal{T}^{\varepsilon_k}(r_f^{\varepsilon_k}))\|_{L^2(\Omega_\tau \times \Gamma)}^2 \\ &\leq C_1 \langle \mathcal{T}^{\varepsilon_k}(r_f^{\varepsilon_k}) \mathcal{T}^{\varepsilon_k}(c_e^{\varepsilon_k}) - \mathcal{T}^{\varepsilon_m}(r_f^{\varepsilon_m}) \mathcal{T}^{\varepsilon_m}(c_e^{\varepsilon_m}), \mathcal{T}^{\varepsilon_m}(r_f^{\varepsilon_m}) - \mathcal{T}^{\varepsilon_k}(r_f^{\varepsilon_k}) \rangle_{\Omega_\tau, \Gamma} \\ &\quad + C_2 \left[\langle \mathcal{T}^{\varepsilon_m}(r_b^{\varepsilon_m}) - \mathcal{T}^{\varepsilon_k}(r_b^{\varepsilon_k}), \mathcal{T}^{\varepsilon_m}(r_f^{\varepsilon_m}) - \mathcal{T}^{\varepsilon_k}(r_f^{\varepsilon_k}) \rangle_{\Omega_\tau, \Gamma} \right] + \|\mathcal{T}^{\varepsilon_m}(r_{f,0}^{\varepsilon_m}) - \mathcal{T}^{\varepsilon_k}(r_{f,0}^{\varepsilon_k})\|_{L^2(\Omega \times \Gamma)}^2 \\ &\leq C_3 \left[\|\mathcal{T}^{\varepsilon_m}(r_f^{\varepsilon_m}) - \mathcal{T}^{\varepsilon_k}(r_f^{\varepsilon_k})\|_{L^2(\Omega_\tau \times \Gamma)}^2 + \|\mathcal{T}^{\varepsilon_m}(c_e^{\varepsilon_m}) - \mathcal{T}^{\varepsilon_k}(c_e^{\varepsilon_k})\|_{L^2(\Omega_\tau \times \Gamma)}^2 \right] \\ &\quad + C_4 \left[\|\mathcal{T}^{\varepsilon_m}(r_b^{\varepsilon_m}) - \mathcal{T}^{\varepsilon_k}(r_b^{\varepsilon_k})\|_{L^2(\Omega_\tau \times \Gamma)}^2 + \|\mathcal{T}^{\varepsilon_m}(r_{f,0}^{\varepsilon_m}) - \mathcal{T}^{\varepsilon_k}(r_{f,0}^{\varepsilon_k})\|_{L^2(\Omega \times \Gamma)}^2 \right], \end{aligned}$$

for $\tau \in (0, T]$. In a similar way the boundedness of c_e^ε , r_f^ε , and r_b^ε ensures

$$\begin{aligned} & \|\mathcal{T}^{\varepsilon_m}(r_b^{\varepsilon_m}(\tau)) - \mathcal{T}^{\varepsilon_k}(r_b^{\varepsilon_k}(\tau))\|_{L^2(\Omega \times \Gamma)}^2 + \|\nabla_{\Gamma, y}(\mathcal{T}^{\varepsilon_m}(r_b^{\varepsilon_m}) - \mathcal{T}^{\varepsilon_k}(r_b^{\varepsilon_k}))\|_{L^2(\Omega_\tau \times \Gamma)}^2 \\ & \leq C_1 \left[\|\mathcal{T}^{\varepsilon_m}(r_f^{\varepsilon_m}) - \mathcal{T}^{\varepsilon_k}(r_f^{\varepsilon_k})\|_{L^2(\Omega_\tau \times \Gamma)}^2 + \|\mathcal{T}^{\varepsilon_m}(c_e^{\varepsilon_m}) - \mathcal{T}^{\varepsilon_k}(c_e^{\varepsilon_k})\|_{L^2(\Omega_\tau \times \Gamma)}^2 \right] \\ & \quad + C_2 \left[\|\mathcal{T}^{\varepsilon_m}(r_b^{\varepsilon_m}) - \mathcal{T}^{\varepsilon_k}(r_b^{\varepsilon_k})\|_{L^2(\Omega_\tau \times \Gamma)}^2 + \|\mathcal{T}^{\varepsilon_m}(p_a^{\varepsilon_m}) - \mathcal{T}^{\varepsilon_k}(p_a^{\varepsilon_k})\|_{L^2(\Omega_\tau \times \Gamma)}^2 \right. \\ & \quad \left. + \|\mathcal{T}^{\varepsilon_m}(p_d^{\varepsilon_m}) - \mathcal{T}^{\varepsilon_k}(p_d^{\varepsilon_k})\|_{L^2(\Omega_\tau \times \Gamma)}^2 + \|\mathcal{T}^{\varepsilon_m}(r_{b,0}^{\varepsilon_m}) - \mathcal{T}^{\varepsilon_k}(r_{b,0}^{\varepsilon_k})\|_{L^2(\Omega \times \Gamma)}^2 \right], \end{aligned}$$

Considering additionally the boundedness of p_d^ε yields

$$\begin{aligned} & \|\mathcal{T}^{\varepsilon_m}(p_d^{\varepsilon_m}(\tau)) - \mathcal{T}^{\varepsilon_k}(p_d^{\varepsilon_k}(\tau))\|_{L^2(\Omega \times \Gamma)}^2 + \|\nabla_{\Gamma, y}(\mathcal{T}^{\varepsilon_m}(p_d^{\varepsilon_m}) - \mathcal{T}^{\varepsilon_k}(p_d^{\varepsilon_k}))\|_{L^2(\Omega_\tau \times \Gamma)}^2 \\ & \leq C_1 \|\mathcal{T}^{\varepsilon_m}(p_d^{\varepsilon_m}) - \mathcal{T}^{\varepsilon_k}(p_d^{\varepsilon_k})\|_{L^2(\Omega_\tau \times \Gamma)}^2 + C_2 \left[\|\mathcal{T}^{\varepsilon_m}(r_b^{\varepsilon_m}) - \mathcal{T}^{\varepsilon_k}(r_b^{\varepsilon_k})\|_{L^2(\Omega_\tau \times \Gamma)}^2 \right. \\ & \quad \left. + \|\mathcal{T}^{\varepsilon_m}(p_a^{\varepsilon_m}) - \mathcal{T}^{\varepsilon_k}(p_a^{\varepsilon_k})\|_{L^2(\Omega_\tau \times \Gamma)}^2 + \|\mathcal{T}^{\varepsilon_m}(p_{d,0}^{\varepsilon_m}) - \mathcal{T}^{\varepsilon_k}(p_{d,0}^{\varepsilon_k})\|_{L^2(\Omega \times \Gamma)}^2 \right] \end{aligned}$$

and

$$\begin{aligned} & \|\mathcal{T}^{\varepsilon_m}(p_a^{\varepsilon_m}(\tau)) - \mathcal{T}^{\varepsilon_k}(p_a^{\varepsilon_k}(\tau))\|_{L^2(\Omega \times \Gamma)}^2 + \|\nabla_{\Gamma, y}(\mathcal{T}^{\varepsilon_m}(p_a^{\varepsilon_m}) - \mathcal{T}^{\varepsilon_k}(p_a^{\varepsilon_k}))\|_{L^2(\Omega_\tau \times \Gamma)}^2 \\ & \leq C_1 \left[\|\mathcal{T}^{\varepsilon_m}(p_a^{\varepsilon_m}) - \mathcal{T}^{\varepsilon_k}(p_a^{\varepsilon_k})\|_{L^2(\Omega_\tau \times \Gamma)}^2 + \|\mathcal{T}^{\varepsilon_m}(r_b^{\varepsilon_m}) - \mathcal{T}^{\varepsilon_k}(r_b^{\varepsilon_k})\|_{L^2(\Omega_\tau \times \Gamma)}^2 \right] \\ & \quad + C_2 \left[\|\mathcal{T}^{\varepsilon_m}(p_d^{\varepsilon_m}) - \mathcal{T}^{\varepsilon_k}(p_d^{\varepsilon_k})\|_{L^2(\Omega_\tau \times \Gamma)}^2 + \|\mathcal{T}^{\varepsilon_m}(c_i^{\varepsilon_m}) - \mathcal{T}^{\varepsilon_k}(c_i^{\varepsilon_k})\|_{L^2(\Omega_\tau \times \Gamma)}^2 \right. \\ & \quad \left. + \|\mathcal{T}^{\varepsilon_m}(p_{a,0}^{\varepsilon_m}) - \mathcal{T}^{\varepsilon_k}(p_{a,0}^{\varepsilon_k})\|_{L^2(\Omega \times \Gamma)}^2 \right]. \end{aligned}$$

For $\mathcal{T}^\varepsilon(c_i^\varepsilon)$ the trace inequality implies

$$\begin{aligned} & \|\mathcal{T}^{\varepsilon_m}(c_i^{\varepsilon_m}(\tau)) - \mathcal{T}^{\varepsilon_k}(c_i^{\varepsilon_k}(\tau))\|_{L^2(\Omega \times Y_i)}^2 + \|\nabla_y(\mathcal{T}^{\varepsilon_m}(c_i^{\varepsilon_m}) - \mathcal{T}^{\varepsilon_k}(c_i^{\varepsilon_k}))\|_{L^2(\Omega_\tau \times Y_i)}^2 \\ & \leq C_1 \left[\|\mathcal{T}^{\varepsilon_m}(c_i^{\varepsilon_m}) - \mathcal{T}^{\varepsilon_k}(c_i^{\varepsilon_k})\|_{L^2(\Omega_\tau \times Y_i)}^2 + \|\mathcal{T}^{\varepsilon_m}(c_i^{\varepsilon_m}) - \mathcal{T}^{\varepsilon_k}(c_i^{\varepsilon_k})\|_{L^2(\Omega_\tau \times \Gamma)}^2 \right. \\ & \quad \left. + \|\mathcal{T}^{\varepsilon_m}(p_a^{\varepsilon_m}) - \mathcal{T}^{\varepsilon_k}(p_a^{\varepsilon_k})\|_{L^2(\Omega_\tau \times \Gamma)}^2 + \|\mathcal{T}^{\varepsilon_m}(c_{i,0}^{\varepsilon_m}) - \mathcal{T}^{\varepsilon_k}(c_{i,0}^{\varepsilon_k})\|_{L^2(\Omega \times Y_i)}^2 \right] \\ & \leq C_\delta \|\mathcal{T}^{\varepsilon_m}(c_i^{\varepsilon_m}) - \mathcal{T}^{\varepsilon_k}(c_i^{\varepsilon_k})\|_{L^2(\Omega_\tau \times Y_i)}^2 + \delta \|\nabla_y(\mathcal{T}^{\varepsilon_m}(c_i^{\varepsilon_m}) - \mathcal{T}^{\varepsilon_k}(c_i^{\varepsilon_k}))\|_{L^2(\Omega_\tau \times Y_i)}^2 \\ & \quad + C_1 \left[\|\mathcal{T}^{\varepsilon_m}(p_a^{\varepsilon_m}) - \mathcal{T}^{\varepsilon_k}(p_a^{\varepsilon_k})\|_{L^2(\Omega_\tau \times \Gamma)}^2 + \|\mathcal{T}^{\varepsilon_m}(c_{i,0}^{\varepsilon_m}) - \mathcal{T}^{\varepsilon_k}(c_{i,0}^{\varepsilon_k})\|_{L^2(\Omega \times Y_i)}^2 \right]. \end{aligned}$$

Combining the estimates from above and using strong convergence of initial conditions and of $\{\mathcal{T}^\varepsilon(c_e^\varepsilon)\}$ in $L^2(\Omega_T \times \Gamma)$, which follows from strong convergence of $\{c_e^\varepsilon\}$, we obtain the Cauchy property and hence the strong convergence for a subsequences of $\{\mathcal{T}^\varepsilon(c_i^\varepsilon)\}$, $\{\mathcal{T}^\varepsilon(r_l^\varepsilon)\}$, and $\{\mathcal{T}^\varepsilon(p_s^\varepsilon)\}$, with $l = f, b$ and $s = a, d$. \square

Using convergence results in Lemmata 4.1 and 4.2 we can now derive macroscopic equations for microscopic model (1)–(5).

Theorem 4.3. *A sequence $(c_e^\varepsilon, c_i^\varepsilon, r_f^\varepsilon, r_b^\varepsilon, p_a^\varepsilon, p_d^\varepsilon)$ of solutions of problem (1)–(5) convergence as $\varepsilon \rightarrow 0$ to $c_e \in L^2(0, T; H^1(\Omega))$, $c_i \in L^2(0, T; L^2(\Omega; H^1(Y_i)))$, and $r_l, p_s \in L^2(0, T; L^2(\Omega; H^1(\Gamma)))$, for $l = f, b$, $s = a, d$, which satisfy the following macroscopic equations:*

$$\begin{aligned} (43) \quad & \theta_e \partial_t c_e - \nabla \cdot (D_e^{\text{hom}}(x) \nabla c_e) = \theta_e F_e(c_e) - \frac{1}{|Y|} \int_\Gamma G_e(c_e, r_f, r_b) d\gamma_y \quad \text{in } \Omega, \\ & D_e^{\text{hom}}(x) \nabla c_e \cdot \nu = 0 \quad \text{on } \partial\Omega, \\ & \partial_t c_i - \nabla_y \cdot (D_i(y) \nabla_y c_i) = F_i(c_i) \quad \text{in } \Omega \times Y_i, \\ & D_i(y) \nabla_y c_i \cdot \nu = G_i(p_a, c_i) \quad \text{on } \Omega \times \Gamma, \end{aligned}$$

where $\theta_e = |Y_e|/|Y|$, and

$$D_{e,ij}^{\text{hom}}(x) = \frac{1}{|Y|} \int_{Y_e} [D_{e,ij}(x, y) + (D_e(x, y) \nabla_y w^j(y))_i] dy,$$

with w^j being solutions of the unit cell problems

$$\begin{aligned} \operatorname{div}_y(D_e(x, y)(\nabla_y w^j + e_j)) &= 0 \quad \text{in } Y_e \times \Omega, \quad \int_{Y_e} w^j(x, y) dy = 0, \\ D_e(x, y)(\nabla_y w^j + e_j) \cdot \nu &= 0 \quad \text{on } \Gamma \times \Omega, \quad w^j(x, \cdot) \text{ } Y\text{-periodic,} \end{aligned}$$

for $x \in \Omega$, where $\{e_j\}_{j=1,\dots,d}$ is the standard basis in \mathbb{R}^d , together with the dynamics of receptors and proteins on the cell membrane $\Omega \times \Gamma$

$$\begin{aligned} (44) \quad \partial_t r_f - \nabla_{\Gamma, y} \cdot (D_f \nabla_{\Gamma, y} r_f) &= F_r(r_f, r_b) - G_e(c_e, r_f, r_b) - d_f r_f, \\ \partial_t r_b - \nabla_{\Gamma, y} \cdot (D_b \nabla_{\Gamma, y} r_b) &= G_e(c_e, r_f, r_b) - G_d(r_b, p_a, p_d) - d_b r_b, \\ \partial_t p_d - \nabla_{\Gamma, y} \cdot (D_d \nabla_{\Gamma, y} p_d) &= F_p(p_d) - G_d(r_b, p_a, p_d) - d_d p_d, \\ \partial_t p_a - \nabla_{\Gamma, y} \cdot (D_a \nabla_{\Gamma, y} p_a) &= G_d(r_b, p_a, p_d) - G_i(p_a, c_i) - d_a p_a, \end{aligned}$$

and initial conditions

$$\begin{aligned} (45) \quad c_e(0, x) &= c_{e,0}(x) \quad \text{for } x \in \Omega, \quad c_i(0, x, y) = c_{i,1}(x)c_{i,2}(y) \quad \text{for } x \in \Omega, \quad y \in Y_i, \\ r_j(0, x, y) &= r_{j,1}(x)r_{j,2}(y), \quad p_s(0, x, y) = p_{s,1}(x)p_{s,2}(y) \quad \text{for } x \in \Omega, \quad y \in \Gamma, \end{aligned}$$

where $j = f, b$ and $s = a, d$.

Proof. To derive macroscopic problem consider $\phi^\varepsilon(t, x) = \phi_1(t, x) + \varepsilon\phi_2(t, x, x/\varepsilon)$, where $\phi_1 \in H^1(\Omega_T)$ and $\phi_2 \in C_0^1(\Omega_T; C_{\text{per}}(Y))$, and $\psi^\varepsilon(t, x) = \psi_1(t, x, x/\varepsilon)$, with $\psi_1 \in C^1([0, T]; C_0^1(\Omega; H^1(Y_i)))$, as test functions in (6) and $\varphi^\varepsilon(t, x) = \varphi_1(t, x, x/\varepsilon)$, with $\varphi_1 \in C^1([0, T]; C_0^1(\Omega; H^1(\Gamma)))$, as a test function in (7), respectively, where ψ_1 and φ_1 are Y -periodically extended to \mathbb{R}^d . Then applying the two-scale and strong convergence results in Lemmata 4.1 and 4.2 implies the macroscopic equations in (43) and (44). Notice that the strong convergence for the unfolded sequences $\{\mathcal{T}^\varepsilon(c_e^\varepsilon)\}$, $\{\mathcal{T}^\varepsilon(c_i^\varepsilon)\}$, $\{\mathcal{T}^\varepsilon(r_l^\varepsilon)\}$, and $\{\mathcal{T}^\varepsilon(p_s^\varepsilon)\}$, with $l = f, b$ and $s = a, d$, ensures the convergence of nonlinear terms in the microscopic equations and in the boundary conditions. In the derivation of macroscopic equations we apply integration by parts with respect to time-variable in the terms involving time-derivative and consider first such ϕ_1 , ψ_1 and φ_1 that $\phi(0, x) = \phi(T, x) = 0$, $\psi_1(0, x, y) = \psi_1(T, x, y) = 0$, and $\varphi_1(0, x, z) = \varphi_1(T, x, z) = 0$ for $x \in \Omega$, $y \in Y_i$, $z \in \Gamma$. Then standard results for parabolic equations imply $\partial_t c_e \in L^2(0, T; H^1(\Omega)')$, $\partial_t c_i \in L^2((0, T) \times \Omega; H^1(Y_i)')$, and $\partial_t r_l, \partial_t p_s \in L^2((0, T) \times \Omega; H^1(\Gamma)')$, for $l = f, b$ and $s = d, a$. This ensures $c_e \in C([0, T]; L^2(\Omega))$, $c_i \in C([0, T]; L^2(\Omega \times Y_i))$, and $r_j, p_s \in C([0, T]; L^2(\Omega \times \Gamma))$, for $j = f, b$ and $s = d, a$. Then considering such ϕ_1 , ψ_1 , and φ_1 that $\phi(T, x) = 0$, $\psi_1(T, x, y) = 0$, and $\varphi_1(T, x, z) = 0$ for $x \in \Omega$, $y \in Y_i$, $z \in \Gamma$ and using the strong two-scale convergence of $c_{i,0}^\varepsilon(x)$ to $c_{i,1}(x)c_{i,2}(y)$, of $r_{j,0}^\varepsilon(x)$ to $r_{j,1}(x)r_{j,2}(y)$, and of $p_{s,0}^\varepsilon(x)$ to $p_{s,1}(x)p_{s,2}(y)$, for $j = f, b$ and $s = a, d$, we obtain that initial conditions (45) are satisfied. \square

To design multiscale numerical scheme for the macroscopic two-scale problem (43)–(45) we shall consider weak solutions of the problem.

Definition 4.4. *The weak solution of the macroscopic problem (43)–(45) are functions*

$$\begin{aligned} c_e &\in L^2(0, T; H^1(\Omega)) \quad \text{with } \partial_t c_e \in L^2(0, T; H^1(\Omega)'), \\ c_i &\in L^2(0, T; L^2(\Omega; H^1(Y_i))) \quad \text{with } \partial_t c_e \in L^2(\Omega_T; H^1(Y_i)'), \\ r_l &\in L^2(0, T; L^2(\Omega; H^1(\Gamma))) \quad \text{with } \partial_t r_l \in L^2(\Omega_T; H^1(\Gamma)'), \quad l = f, b, \\ p_s &\in L^2(0, T; L^2(\Omega; H^1(\Gamma))) \quad \text{with } \partial_t p_s \in L^2(\Omega_T; H^1(\Gamma)'), \quad s = a, d, \end{aligned}$$

such that

$$\begin{aligned} (46) \quad \langle \partial_t c_e, \phi \rangle + \left\langle D_e^{\text{hom}}(x) \nabla c_e, \nabla \phi \right\rangle_{\Omega_T} &= \langle \theta_e F_e(c_e), \phi \rangle_{\Omega_T} - \left\langle \frac{1}{|Y|} \int_{\Gamma} G_e(c_e, r_f, r_b) d\sigma_y, \phi \right\rangle_{\Omega_T}, \\ \langle \partial_t c_i, \psi \rangle + \langle D_i(y) \nabla_y c_i, \nabla_y \psi \rangle_{Y_i \times \Omega_T} &= \langle F_i(c_i), \psi \rangle_{Y_i \times \Omega_T} + \langle G_i(p_a, c_i), \psi \rangle_{\Gamma \times \Omega_T}, \end{aligned}$$

and

$$\begin{aligned} (47) \quad \langle \partial_t r_f, \chi \rangle + \langle D_f \nabla_{\Gamma} r_f, \nabla_{\Gamma} \chi \rangle_{\Gamma \times \Omega_T} &= \langle F_r(r_f, r_b) - G_e(c_e, r_f, r_b) - d_f r_f, \chi \rangle_{\Gamma \times \Omega_T}, \\ \langle \partial_t r_b, \chi \rangle + \langle D_b \nabla_{\Gamma} r_b, \nabla_{\Gamma} \chi \rangle_{\Gamma \times \Omega_T} &= \langle G_e(c_e, r_f, r_b) - G_d(r_b, p_a, p_d) - d_b r_b, \chi \rangle_{\Gamma \times \Omega_T}, \\ \langle \partial_t p_d, \chi \rangle + \langle D_d \nabla_{\Gamma} p_d, \nabla_{\Gamma} \chi \rangle_{\Gamma \times \Omega_T} &= \langle F_p(p_d) - G_d(r_b, p_a, p_d) - d_d p_d, \chi \rangle_{\Gamma \times \Omega_T}, \\ \langle \partial_t p_a, \chi \rangle + \langle D_a \nabla_{\Gamma} p_a, \nabla_{\Gamma} \chi \rangle_{\Gamma \times \Omega_T} &= \langle G_d(r_b, p_a, p_d) - G_i(p_a, c_i) - d_a p_a, \chi \rangle_{\Gamma \times \Omega_T}, \end{aligned}$$

for all $\phi \in L^2(0, T; H^1(\Omega))$, $\psi \in L^2(\Omega_T; H^1(Y_i))$, and $\chi \in L^2(\Omega_T; H^1(\Gamma))$, and initial conditions (45) are satisfied in the L^2 -sense.

Notice that the coupling between macroscopic and microscopic scales is give through c_e in the equations for r_f and r_b and through the reaction term in the equation for c_e .

5. NUMERICAL SCHEME FOR THE HOMOGENISED PROBLEM

In this section we present a robust numerical method for the simulation of the homogenised model of Section 4, i.e., equations (43) and (44). For the bulk-surface systems, we employ a piecewise linear bulk-surface finite element method. The method is based on the coupled bulk-surface finite element method proposed and analysed (for linear elliptic systems) in [12].

We define computational domains Ω_h , $Y_{h,e}$, $Y_{h,i}$ and Γ_h by requiring that Ω_h , $Y_{h,e}$ and $Y_{h,i}$ are polyhedral approximations to Ω , Y_e and Y_i respectively and we set $\Gamma_h = \partial Y_{h,i}$, i.e., Γ_h is the boundary of the polyhedral domain $Y_{h,i}$. We assume that Ω_h , $Y_{h,e}$ and $Y_{h,i}$ consist of the union of $n + 1$ dimensional simplices (triangles for $n = 1$ and tetrahedra for $n = 2$) and hence the faces of Γ_h are n dimensional simplices.

We define $\mathcal{S}_{h,\Omega}$, $\mathcal{S}_{h,i}$, $\mathcal{S}_{h,e}$ to be triangulations of Ω_h , $Y_{h,i}$ and $Y_{h,e}$ respectively and assume that each consists of closed non-degenerate simplices. We denote by h_Ω , $h_{Y,i}$, $h_{Y,e}$ and h_Γ the maximum diameter of the simplices in $\mathcal{S}_{h,\Omega}$, $\mathcal{S}_{h,i}$, $\mathcal{S}_{h,e}$ and Γ_h respectively. Furthermore, we assume the triangulation is such that for every $k \in \mathcal{S}_{h,i}$, $k \cap \Gamma_h$ consists of at most one face of k . We define bulk and surface finite element spaces as follows

$$\begin{aligned} \mathbb{V}_{h,\Omega} &= \{ \Phi \in C(\Omega_h) : \Phi|_k \in \mathbb{P}^1, \text{ for all } k \in \mathcal{S}_{h,\Omega} \}, \\ \mathbb{V}_{h,i} &= \{ \Phi \in L^2(\Omega_h; C(Y_{h,i})) : \Phi|_{k \times s} \in \mathbb{P}^1, \text{ for all } (k, s) \in \mathcal{S}_{h,\Omega} \times \mathcal{S}_{h,i} \}, \\ \mathbb{V}_{h,e} &= \{ \Phi \in L^2(\Omega_h; C(Y_{h,e})) : \Phi|_{k \times s} \in \mathbb{P}^1, \text{ for all } (k, s) \in \mathcal{S}_{h,\Omega} \times \mathcal{S}_{h,e} \}, \\ \mathbb{V}_{h,e}^\# &= \{ \Phi \in L^2(\Omega_h; H_\#^1(Y_{h,e}) \cap C(Y_{h,e})) : \Phi|_{k \times s} \in \mathbb{P}^1, \text{ for all } (k, s) \in \mathcal{S}_{h,\Omega} \times \mathcal{S}_{h,e} \}, \\ \mathbb{V}_{h,\Gamma} &= \{ \Psi \in L^2(\Omega_h; C(\Gamma_h)) : \Psi|_{k \times r} \in \mathbb{P}^1, \text{ for all } (k, r) \in \mathcal{S}_{h,\Omega} \times \mathcal{S}_{h,i} \text{ with } r = k \cap \Gamma_h \neq \emptyset \}, \end{aligned}$$

where $H_\#^1(Y_{h,e})$ denotes the subspace of Y -periodic functions in $H^1(Y_{h,e})$.

We note that the conformity of $\mathbb{V}_{h,e}^\#$, $\mathbb{V}_{h,e}$, $\mathbb{V}_{h,i}$ and $\mathbb{V}_{h,\Gamma}$ is only with respect to the microscopic variable and discontinuities are allowed with respect to the macroscopic variable.

The scheme for the solution of the cell problems to obtain the diffusion tensor D^{hom} is, for $j = 1, \dots, n + 1$ find $W^j \in \mathbb{V}_{h,e}^\#$ such that

$$\langle D_e(x, y) \nabla_y W^j, \Phi \rangle_{Y_{h,e} \times \Omega_h} = \langle \nabla_y \cdot (D_e(x, y) e_j), \Phi \rangle_{Y_{h,e} \times \Omega_h} + \langle D_e(x, y) e_j \cdot \nu, \Phi \rangle_{(\partial Y_{h,e} / \partial Y_h) \times \Omega_h}$$

for all $\Phi \in \mathbb{V}_{h,e}$.

In order to propose a fully discrete scheme, we divide the time interval $[0, T]$ into N subintervals, $0 = t_0 < \dots < t_N = T$ and denote by $\tau := t_n - t_{n-1}$ the time step, for simplicity we assume a uniform timestep. We consistently use the following shorthand for a function of time: $f^n := f(t_n)$, we denote by $\bar{\partial}_\tau f^n := \tau^{-1} (f^n - f^{n-1})$. We propose an IMEX time-stepping method in which the reactions are treated explicitly and the diffusive terms implicitly. The fully discrete scheme may be written as, for $i = 1, \dots, N$, given

$$C_e^{n-1} \in \mathbb{V}_{h,\Omega}, \quad C_i^{n-1} \in \mathbb{V}_{h,i}, \quad R_f^{n-1}, R_b^{n-1}, P_d^{n-1}, P_a^{n-1} \in \mathbb{V}_{h,\Gamma},$$

find

$$C_e^n \in \mathbb{V}_{h,\Omega}, \quad C_i^n \in \mathbb{V}_{h,i}, \quad R_f^n, R_b^n, P_d^n, P_a^n \in \mathbb{V}_{h,\Gamma},$$

such that, for all $\Phi \in \mathbb{V}_{h,\Omega}$ and $\Psi \in \mathbb{V}_{h,i}$

$$\begin{aligned} (48) \quad & \langle \theta_e \bar{\partial}_\tau C_e^n, \Phi \rangle_{\Omega_h} + \langle D_{h,e}^{\text{hom}}(x) \nabla C_e^n, \nabla \Phi \rangle_{\Omega_h} \\ &= \left\langle \theta_e F_e(C_e^{n-1}) - \frac{1}{|Y|} \int_{\Gamma_h} G_e(C_e^{n-1}, R_f^{n-1}, R_b^{n-1}) d\gamma_y, \Phi \right\rangle_{\Omega_h}, \\ & \langle \bar{\partial}_\tau C_i^n, \Psi \rangle_{Y_{h,i} \times \Omega_h} + \langle D_i(y) \nabla_y C_i^n, \nabla_y \Psi \rangle_{Y_{h,i} \times \Omega_h} \\ &= \langle F_i(C_i^{n-1}), \Psi \rangle_{Y_{h,i} \times \Omega_h} + \langle G_i(P_a^{n-1}, C_i^{n-1}), \Psi \rangle_{\Gamma_h \times \Omega_h}, \end{aligned}$$

and for all $\Xi \in \mathbb{V}_{h,\Gamma}$,

$$\begin{aligned}
& \langle \bar{\partial}_\tau R_f^n, \Xi \rangle_{\Gamma_h \times \Omega_h} + \langle D_f \nabla_{\Gamma_h} R_f^n, \nabla_{\Gamma_h} \Xi \rangle_{\Gamma_h \times \Omega_h} \\
&= \left\langle F_r(R_f^{n-1}, R_b^{n-1}) - G_e(C_e^{n-1}, R_f^{n-1}, R_b^{n-1}) - d_f R_f^n, \Xi \right\rangle_{\Gamma_h \times \Omega_h}, \\
& \langle \bar{\partial}_\tau R_b^n, \Xi \rangle_{\Gamma_h \times \Omega_h} + \langle D_b \nabla_{\Gamma_h} R_b^n, \nabla_{\Gamma_h} \Xi \rangle_{\Gamma_h \times \Omega_h} \\
(49) \quad &= \left\langle G_e(C_e^{n-1}, R_f^{n-1}, R_b^{n-1}) - G_d(R_b^{n-1}, P_d^{n-1}, P_a^{n-1}) - d_b R_b^n, \Xi \right\rangle_{\Gamma_h \times \Omega_h}, \\
& \langle \bar{\partial}_\tau P_d^n, \Xi \rangle_{\Gamma_h \times \Omega_h} + \langle D_d \nabla_{\Gamma_h} P_d^n, \nabla_{\Gamma_h} \Xi \rangle_{\Gamma_h \times \Omega_h} \\
&= \langle F_p(P_d^{n-1}) - G_d(R_b^{n-1}, P_d^{n-1}, P_a^{n-1}) - d_d P_d^n, \psi \rangle_{\Gamma_h \times \Omega_h}, \\
& \langle \bar{\partial}_\tau P_a^n, \Xi \rangle_{\Gamma_h \times \Omega_h} + \langle D_a \nabla_{\Gamma_h} P_a^n, \nabla_{\Gamma_h} \Xi \rangle_{\Gamma_h \times \Omega_h} \\
&= \langle G_d(R_b^{n-1}, P_d^{n-1}, P_a^{n-1}) - G_i(P_a^{n-1}, C_i^{n-1}) - d_a P_a^n, \psi \rangle_{\Gamma_h \times \Omega_h}.
\end{aligned}$$

We remark that the explicit treatment of the reaction terms results in fully decoupled systems of linear equations to be solved at each timestep. The microscopic systems may be interpreted as parameterised systems with the macroscopic variable playing the role of a parameter and they may thus be solved independently at each node of the macroscopic triangulation $\mathcal{S}_{h,\Omega}$. Moreover, the use of mass lumping and the fact that the system matrices do not change during the time evolution allows an efficient implementation in which virtually no assembly need to be carried out on each time-step.

6. BENCHMARK COMPUTATIONS

We now carry out some benchmark simulations to illustrate the observed convergence rate of the numerical scheme proposed in Section 5. We set $\Omega = [-0.5, 0.5]^2$ and Y_i to be a disc of radius 1. For benchmarking we consider the following system

$$\begin{aligned}
& \partial_t c_e - \Delta c_e = - \int_{\Gamma} G_e(c_e, r_f, p_a) d\gamma_y + f_1 && \text{in } \Omega_T, \\
& \nabla c_e \cdot \nu = 0 && \text{on } (\partial\Omega)_T, \\
(50) \quad & \partial_t c_i - \Delta_y c_i = f_2 && \text{in } \Omega_T \times Y_i, \\
& \nabla_y c_i \cdot \nu = G_i(p_a, c_i) && \text{on } \Omega_T \times \Gamma, \\
& \partial_t r_f - \Delta_{\Gamma,y} r_f = -G_e(c_e, r_f, p_a) + f_3 && \text{on } \Omega_T \times \Gamma, \\
& \partial_t p_a - \Delta_{\Gamma,y} p_a = G_e(c_e, r_f, p_a) - G_i(p_a, c_i) + f_4 && \text{on } \Omega_T \times \Gamma,
\end{aligned}$$

with

$$G_e(c_e, r_f, p_a) = c_e r_f - p_a \quad \text{and} \quad G_i(p_a, c_i) = p_a - c_i.$$

The source terms $f_1(x, t)$, $f_2(x, y, t)$, $f_3(x, z, t)$ and $f_4(x, z, t)$ for $x \in \Omega$, $y \in Y_i$, $z \in \Gamma$ and $t \in [0, T]$ are determined such that the exact solution to (50) is

$$c_e(x, t) = \cos(\pi t) e^{-10|x|^2}, \quad c_i(x, y, t) = \left(1 + |x|^2\right) e^{-4t(y_1 y_2)^2} \quad \text{for } x \in \Omega, y \in Y_i$$

and

$$r_f(x, z, t) = p_a(x, z, t) = \left(5 + 5|x|^2\right) e^{-4t(z_1 z_2)^2}, \quad \text{for } x \in \Omega, z \in \Gamma$$

and we set as the end time $T = 0.25$.

In the numerical method we use the interpolant of the source terms into the appropriate finite element space. We consider a series of refinements of the meshes with $\tau \sim h^2$ where $h := \max(h_\Gamma, h_{Y,i}, h_\Omega)$. In particular we consider a series of refinements with mesh sizes as given in Table 1.

h_Γ	0.765	0.390	0.196	0.098	0.049
$h_{Y,i}$	1.000	0.571	0.305	0.157	0.080
h_Ω	1.000	0.500	0.250	0.125	0.063

TABLE 1. Mesh sizes for the benchmarking study of Section 6.

Figure 2 shows the errors and the experimental order of convergence. The convergence rates appear optimal with first order convergence in the energy norm and second order convergence (as $\tau \sim h^2$) in the L^2 norm.

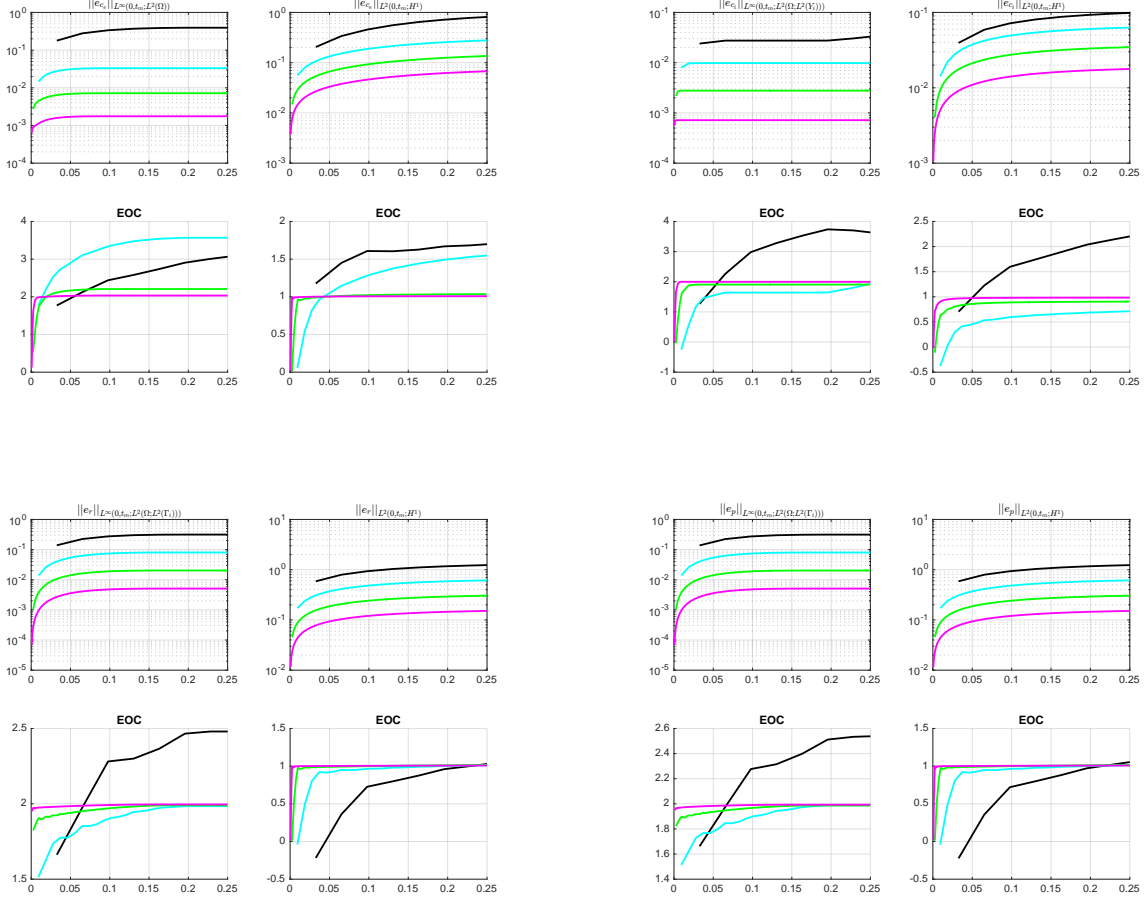


FIGURE 2. Errors in the $L^2(H^1)$ and $L^2(L^\infty)$ norms for a series of mesh refinements (c.f., Table 1) with $\tau \sim h^2$ and experimental order of convergence. The observed convergence rates appear optimal.

An analysis of the numerical method is beyond the scope of the present work. We believe that combining the techniques developed in [12] for the analysis of finite element schemes for bulk-surface equations, [21] which deals with multiscale finite element methods and [24] which proves error bounds for IMEX approximations of semilinear systems, it should be possible to prove optimal error bounds for our method that reflect the rates observed numerically in Figure 2.

7. PARAMETERISATION AND NUMERICAL SOLUTIONS FOR A BIOLOGICALLY RELEVANT MODEL

We now present and simulate a biologically relevant model, the model considered in this section is related to the Langmuir-Hinshelwood mechanism for signalling processes at the level of a single cell considered in [17], and in particular we take the majority of our parameters from said work. We make the assumption that all the parameters are independent of the microscopic variable and state the parameter values we use in the microscopic model (1)–(5) along with the source of the parameter value in Table 2. In order to keep the model as simple as possible whilst still illustrating the key phenomena captured by the model, we assume there is no production or linear degradation of any of the species, i.e., we set $F_e(c_e) = F_i(c_i) = F_r(r_f, r_b) = F_p(p_d) = 0$ and $d_k = 0$ for $k = b, f, a, d$.

The dependent and independent variables of the microscopic model and their associated units are as given in Table 3. For initial conditions we consider, see [17],

Parameter	Value	Source
a_e	$10^3 (\text{mol}/\text{m}^3)^{-1} \text{s}^{-1}$	[17]
b_e	$5 \cdot 10^{-3} \text{s}^{-1}$	[17]
a_i	$10^{-2} (\frac{\text{molecules}}{\mu\text{m}^2})^{-1} \text{s}^{-1} = 6 \cdot 10^9 (\text{mol}/\text{m}^2)^{-1} \text{s}^{-1}$	[17]
b_i	10^{-2}s^{-1}	[17]
γ_i	$2 \cdot 10^{-3} \text{s}^{-1}$	[17]
κ_i	10^{-8}m s^{-1}	[17]
D_e	$10^{-9} \text{m}^2 \text{s}^{-1}$	[28]
D_i	$10^{-11} \text{m}^2 \text{s}^{-1}$	[45]
$D_k, \quad k = b, f, a, d$	$10^{-15} \text{m}^2 \text{s}^{-1}$	[28]

TABLE 2. Parameters used for the microscopic model and sources for the parameter estimates.

x	t	c_e	c_i	r_f, r_b	p_d, p_a
m	s	mol/m ³	mol/m ³	mol/m ²	mol/m ²

TABLE 3. Variables of microscopic model and associated units.

$$(51) \quad c_{i0} = 10^{-7} \text{M} = 10^{-4} \frac{\text{mol}}{\text{m}^3}, \quad r_{f0} = 17 \cdot 10^{-11} \frac{\text{mol}}{\text{m}^2}, \quad p_{d0} = 6.5 \cdot 10^{-11} \frac{\text{mol}}{\text{m}^2}.$$

The remaining initial conditions are set to zero. Finally, in order to ensure there is some ligand present in the system, we set $\partial\Omega_D$ to be a Dirichlet boundary such that the boundary condition (5) becomes

$$\begin{aligned} c_e^\varepsilon &= \hat{c}_e && \text{on } \partial\Omega_D, \quad t \geq 0, \\ D_e^\varepsilon(x) \nabla c_e^\varepsilon \cdot \nu &= 0 && \text{on } \partial\Omega \setminus \partial\Omega_D, \quad t > 0, \end{aligned}$$

where we set $\hat{c}_e = 10^{-4} \text{mol}/\text{m}^3$, c.f., [17]. Taking $\varepsilon = 10^{-3}$ we introduce the characteristic scales

$$(52) \quad \hat{t} = 10^3 \text{s}, \quad \hat{x} = 10^{-2} \text{m}, \quad \hat{r} = \hat{r}_l = \hat{p}_k = 10^{-9} \frac{\text{mol}}{\text{m}^2}, \quad \hat{c} = \hat{c}_e = \hat{c}_i = \frac{\hat{r}}{\varepsilon \hat{x}} = 10^{-4} \frac{\text{mol}}{\text{m}^3},$$

where $l = f, b$ and $k = a, d$, and then the dimensionless parameters are given by

$$(53) \quad \begin{aligned} D_e^* &= D_e \hat{t} / (\hat{x})^2 = 10^{-2}, \quad \varepsilon^2 D_i^* = D_i \hat{t} / (\hat{x})^2 = 10^{-5}, \quad D_i^* = 10 \\ \varepsilon^2 D_l^* &= D_l \hat{t} / (\hat{x})^2 = 10^{-8}, \quad D_l^* = 10^{-2}, \quad l = f, b, d, a, \\ \varepsilon b_e^* &= \frac{\hat{t}}{\hat{x}} \frac{\hat{r}_b}{\hat{c}} b_e = 5 \cdot 10^{-3}, \quad \varepsilon a_e^* = \frac{\hat{t} \hat{r}_f}{\hat{x}} a_e = 0.1, \quad b_e^* = 5, \quad a_e^* = 100, \\ \varepsilon \gamma_i^* &= \frac{\hat{t}}{\hat{x}} \frac{\hat{p}_a}{\hat{c}_i} \gamma_i = 2 \cdot 10^{-3}, \quad \varepsilon \kappa_i^* = \frac{\hat{t}}{\hat{x}} \kappa_i = 10^{-3}, \quad \gamma_i^* = 2, \quad \kappa_i^* = 1, \\ a_i^* &= a_i \hat{p}_d \hat{t} = 6 \cdot 10^3, \quad b_i^* = b_i \hat{t} = 10. \end{aligned}$$

Notice that we also have $a_e^* = a_e \hat{c} \hat{t} = 100$, $b_e^* = b_e \hat{t} = 5$, and $\gamma_i^* = \gamma_i \hat{t} = 2$, $\kappa_i^* = \frac{\hat{c}_i}{\hat{p}_d} \kappa_i = 1$, which is consistent with scaling above. Following the derivation of the two-scale macroscopic model outlined in Section 4 we obtain the following dimensionless homogenised system

$$(54) \quad \begin{aligned} \theta_e \partial_t c_e - \nabla \cdot (D_e^{\text{hom}} \nabla c_e) &= \frac{1}{|Y|} \int_{\Gamma} (b_e^* r_b - a_e^* c_e r_f) d\gamma_y && \text{in } \Omega, \\ c_e &= 1 && \text{on } \partial\Omega_D, \\ D_e^{\text{hom}} \nabla c_e \cdot \nu &= 0 && \text{on } \partial\Omega / \partial\Omega_D, \\ \partial_t c_i - \nabla_y \cdot (D_i^* \nabla_y c_i) &= 0 && \text{in } \Omega \times Y_i, \\ D_i^* \nabla_y c_i \cdot n &= \gamma_i^* p_a - \kappa_i^* c_i && \text{in } \Omega \times \Gamma, \end{aligned}$$

where $\theta_e = |Y_e|/|Y|$, and $D_{e,ij}^{\text{hom}} = \frac{1}{|Y|} \int_{Y_e} [D_{e,ij}^* + (D_e^* \nabla_y w^j(y))_i] dy$ and w^j are solutions of the unit cell problems

$$(55) \quad \begin{aligned} \operatorname{div}_y(D_e^*(\nabla_y w^j + e_j)) &= 0 \quad \text{in } Y_e, \quad \int_{Y_e} w^j(y) dy = 0, \\ D_e^*(\nabla_y w^j + e_j) \cdot \nu &= 0 \quad \text{on } \Gamma, \quad w^j \text{ } Y\text{-periodic,} \end{aligned}$$

together with the dynamics of receptors in the cell membrane $\Omega \times \Gamma$

$$(56) \quad \begin{aligned} \partial_t r_f - \nabla_y^\Gamma \cdot (D_f^* \nabla_y^\Gamma r_f) &= -a_e^* c_e r_f + b_e^* r_b, \\ \partial_t r_b - \nabla_y^\Gamma \cdot (D_b^* \nabla_y^\Gamma r_b) &= a_e^* c_e r_f - b_e^* r_b - a_i^* r_b p_d + b_i^* p_a, \\ \partial_t p_d - \nabla_y^\Gamma \cdot (D_d^* \nabla_y^\Gamma p_d) &= -a_i^* r_b p_d + b_i^* p_a, \\ \partial_t p_a - \nabla_y^\Gamma \cdot (D_a^* \nabla_y^\Gamma p_a) &= a_i^* r_b p_d - b_i^* p_a - \gamma_i^* p_a + \kappa_i^* c_i. \end{aligned}$$

The dimensionless parameter values are

$$(57) \quad \begin{aligned} D_e^* &= 10^{-2}, \quad D_i^* = 10, \quad D_f^* = D_b^* = D_d^* = D_a^* = 10^{-2}, \\ a_e^* &= 100, \quad b_e^* = 5, \quad a_i^* = 6 \cdot 10^3, \quad b_i^* = 10, \quad \gamma_i^* = 2, \quad \kappa_i^* = 1. \end{aligned}$$

For the initial conditions scaling appropriately yields the non-dimensional initial values for $x \in \Omega$, $y \in Y_i$ and $z \in \Gamma$

$$(58) \quad \begin{aligned} c_{i0}^*(x, y) &= 1 + c_{i,1}(x)c_{i,2}(y), \\ r_{f0}^*(x, z) &= 0.17(1 + r_{f,1}(x)r_{f,2}(z)), \quad p_{d0}^*(x, z) = 0.065(1 + p_{d,1}(x)p_{d,2}(z)), \end{aligned}$$

with all the remaining initial conditions taken to be zero. The functions $c_{i,1}$, $c_{i,2}$, $r_{f,1}$, $r_{f,2}$, $p_{d,1}$, $p_{d,2}$ are taken to be mean zero perturbations with minimum larger than -1 one to ensure there is some spatial heterogeneity at the cellular level and the initial data is nonnegative.

7.1. Simulations of macroscopic model in biologically relevant regimes. We illustrate the influence that the geometry of the periodic cell in which we solve for the effective homogenised diffusion tensor D^{hom} as well as the associated geometry of the (biological) cells Y_i and membranes Γ have on the macroscopic dynamics of signalling molecules (ligands). To this end we consider two different geometries for the microstructure, specifically we let $Y = [-2, 2]^2$ and consider either elliptical cells with

$$Y_i = \{x \in Y \mid 0.26x_1^2 + 5x_2^2 < 1\},$$

i.e., an ellipse centred at $(0, 0)$ with major and minor axes of approximate length 1.96 and 0.45 respectively or cells whose shape is defined by

$$(59) \quad Y_i = \{x \in Y \mid (x_1 + 0.2 - x_2^2)^2 + x_2^2 < 1\}.$$

To obtain the homogenised diffusion tensor we solve the cell problems corresponding to (55) on $Y_e = [-2, 2]^2/Y_i$ for the two different cell geometries. For the elliptical cell geometry we used a mesh with 1039514 DOFs and for the other cell geometry we used a mesh with 1008834 DOFs. Figure 3 shows the numerical simulation results for the solution w^2 of the 'unit cell' problems (55) on the two different geometries. The resulting homogenised diffusion tensor is given by

$$D_{h,e}^{\text{hom}} = \begin{bmatrix} 8.167 \cdot 10^{-3} & 0 \\ 0 & 1.841 \cdot 10^{-3} \end{bmatrix}$$

for the case of the ellipse and

$$D_{h,e}^{\text{hom}} = \begin{bmatrix} 6.556 \cdot 10^{-3} & 0 \\ 0 & 6.149 \cdot 10^{-3} \end{bmatrix}$$

for the geometry specified in (59). As expected due to the large aspect ratio of the ellipse the resulting homogenised diffusion tensor exhibits stronger anisotropy than for the other cell shape. For the tissue we set $\Omega = [0, 0.1]^2$ and take

$$\partial\Omega_D = \{x \in \partial\Omega \mid \max(x_1, x_2) < 5 \cdot 10^{-2}\},$$

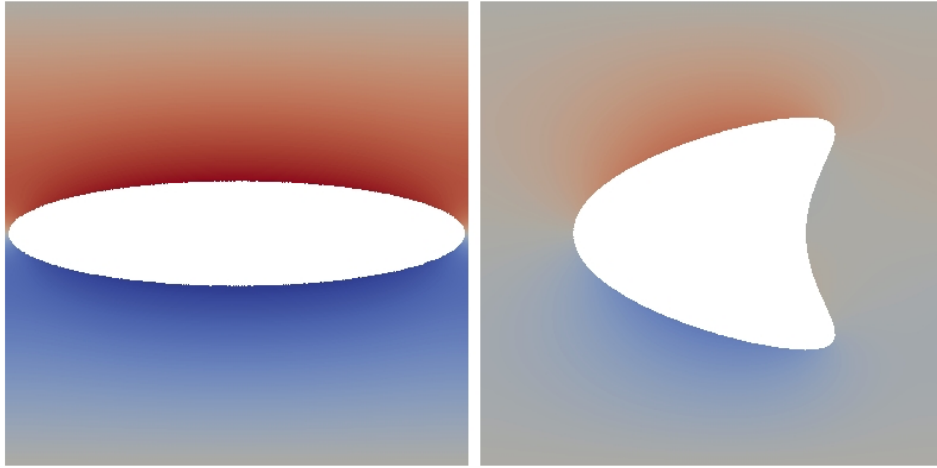


FIGURE 3. Solutions w^2 of the cell problem (55) for the two different Y_e domains considered.

modelling a constant source of ligands from the south west corner of the domain. As mentioned above on the remainder of the boundary $\partial\Omega$ we consider zero-flux boundary condition for c_e . For the initial data we set the perturbations c.f., (58) to be of the form

$$\begin{aligned} c_{i,1}(x)c_{i,2}(y) &= f_{c_{i0}}(x, y) = 0.95 \sin\left(\pi\left(2y_1 + \frac{y_2}{2}\right)\right) \sin(5\pi|x|), \\ r_{f,1}(x)r_{f,2}(y) &= f_{r_{f0}}(x, y) = 0.95 \cos(\pi(y_1 + 4y_2)) \cos(30\pi|x|), \\ p_{d,1}(x)p_{d,2}(y) &= f_{p_{d0}}(x, y) = 0.95 \cos\left(\pi\left(2y_1 + \frac{y_2}{2}\right)\right) \cos(10\pi|x|), \end{aligned}$$

for $x \in \Omega$ and $y \in Y$. For the approximation we used a triangulation Ω_h with 1089 DOFs, the triangulation $Y_{h,i}$ of the ellipse had 81 DOFs and the triangulation $Y_{h,i}$ of the domain given by (59) had 89 DOFs, the induced surface triangulations Γ_h had 32 and 33 DOFs respectively. For the timestep we used a value of $2 \cdot 10^{-3}$.

Figures 4 and 5 show results of the simulation at $t = 10, 100, 200$ and 250 with the elliptical cell geometry whilst Figure 6 shows results of the simulation at the same times with the cell geometry given by (59). In each Figure we also include the microscopic solutions at the DOFs with macroscopic coordinates $(0, 0)$, $(0.05, 0.05)$ and $(0.1, 0.1)$ with the macroscopic DOF associated with each set of microscopic results indicated by a grey line in the Figure to the corresponding point in the macroscopic domain. Focusing on the differences between the two sets of results, we see that the strongly anisotropic homogenised diffusion tensor associated with the elliptical cell geometry leads to faster transport in the horizontal direction and slower vertical transport. As a result for $t = 200$, see Figure ??, there are very few bound receptors present on the cell at the macroscopic point $(0.1, 0.1)$ and it is only by $t = 250$ that bound receptors are clearly visible on this cell. On the other hand the almost isotropic homogenised diffusion tensor associated with the cell geometry specified in (59) leads to equally fast vertical and horizontal transport and by $t = 200$ there are clearly a large number of bound receptors present on the cell membrane at the macroscopic point $(0.1, 0.1)$, c.f., Figure ?. More generally, in both cases we see significant heterogeneity at the microscopic level in the concentrations of the different membrane resident species at different times during the simulation motivating the multiscale modelling approach we employ.

REFERENCES

- [1] D.J. Knauer and H.S. Wiley and D.D. Cunningham. Relationship between epidermal growth factor receptor occupancy and mitogenic response. quantitative analysis using a steady state model system. *J Biol Chem*, 256:5623–5631, 1984.
- [2] E. Acerbi, V. Chiado Piat, G. Dal Maso, and D. Percivale. An extension theorem from connected sets, and homogenization in general periodic domains. *Nonlin Anal. Theory, Methods, Applic.*, 18:481–496, 1992.
- [3] N.D. Alikakos. L^p bounds of solutions of reaction-diffusion equations. *Comm. Partial Differential Equations*, 4(8):827–868, 1979.
- [4] G. Allaire. Homogenization and two-scale convergence. *SIAM Journal on Mathematical Analysis*, 23:1482–1518, 1992.

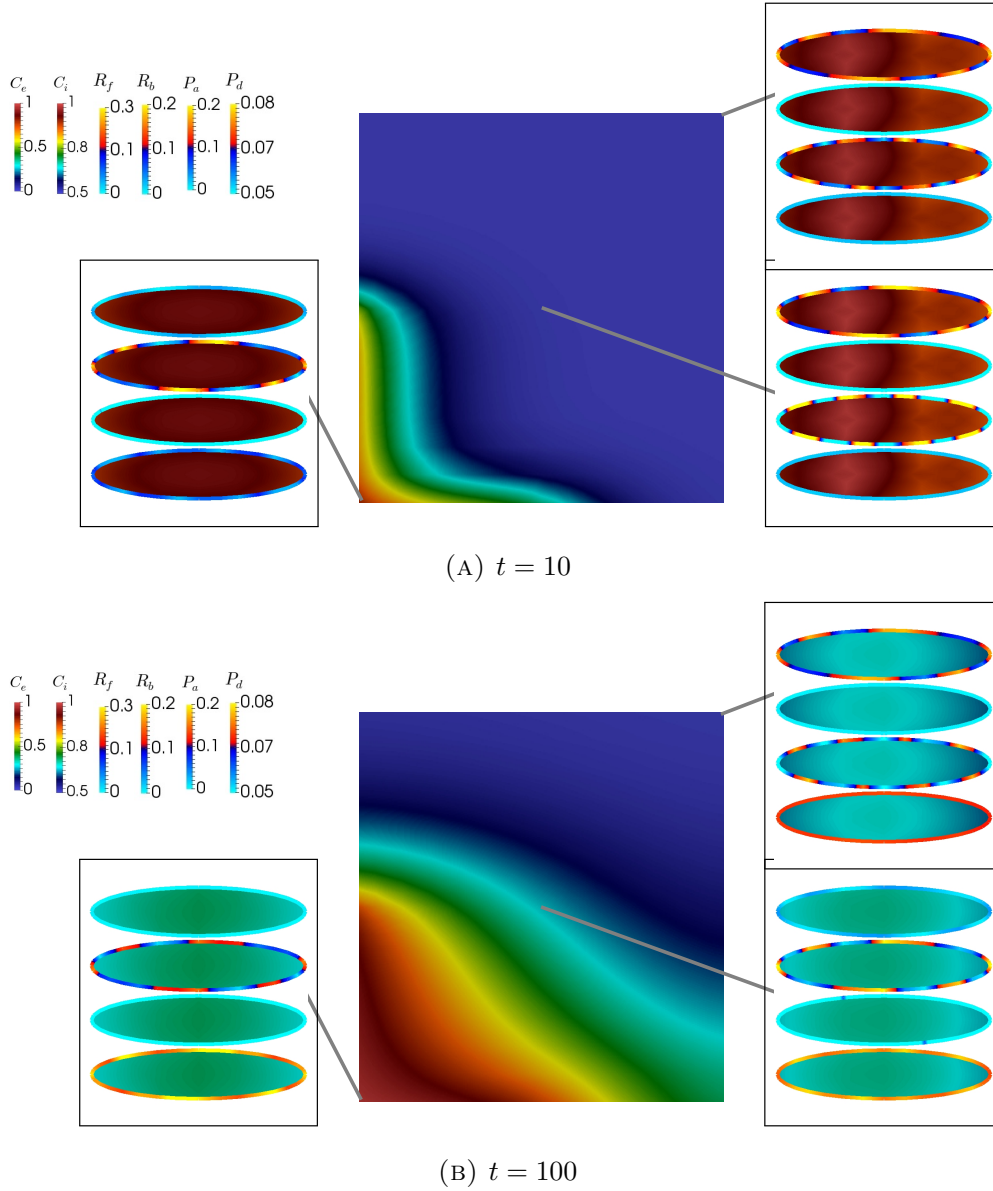


FIGURE 4. Results of the simulation of Section 7 with the elliptical cell geometry. The inset in each subfigure show the microscopic solutions at the corresponding macroscopic DOF (grey line). The macroscopic domain is shaded by C_e whilst in each inset the cell interior is shaded by C_i and reading from top to bottom, the membrane is shaded by R_f, R_b, P_d and P_a respectively. For further details see text.

- [5] M.A. Alonso and J. Millán. The role of lipid rafts in signalling and membrane trafficking in T lymphocytes. *J Cell Science*, 114:3957–3965, 2001.
- [6] Amal Alphonse, Charles M Elliott, and Joana Terra. A coupled ligand-receptor bulk-surface system on a moving domain: Well posedness, regularity, and convergence to equilibrium. *SIAM Journal on Mathematical Analysis*, 50(2):1544–1592, 2018.
- [7] H. Brezis. *Functional Analysis, Sobolev Spaces and Partial Differential Equations*. Springer, New York, 2011.
- [8] D. Cioranescu and J. Saint Jean Paulin. *Homogenization of reticulated structures*. Springer, New York, 1999.
- [9] Doina Cioranescu, Alain Damlamian, Patrizia Donato, Georges Griso, and Rachad Zaki. The periodic unfolding method in domains with holes. *SIAM Journal on Mathematical Analysis*, 44(2):718–760, 2012.
- [10] Doina Cioranescu, Alain Damlamian, and Georges Griso. The periodic unfolding method in homogenization. *SIAM Journal on Mathematical Analysis*, 40(4):1585–1620, 2008.
- [11] Steven D. Clouse. Brassinosteroid signal transduction: From receptor kinase activation to transcriptional networks regulating plant development. *The Plant Cell*, 23:1219–1230, 2011.
- [12] Charles M Elliott and Thomas Ranner. Finite element analysis for a coupled bulk-surface partial differential equation. *IMA Journal of Numerical Analysis*, 33(2):377–402, 2012.

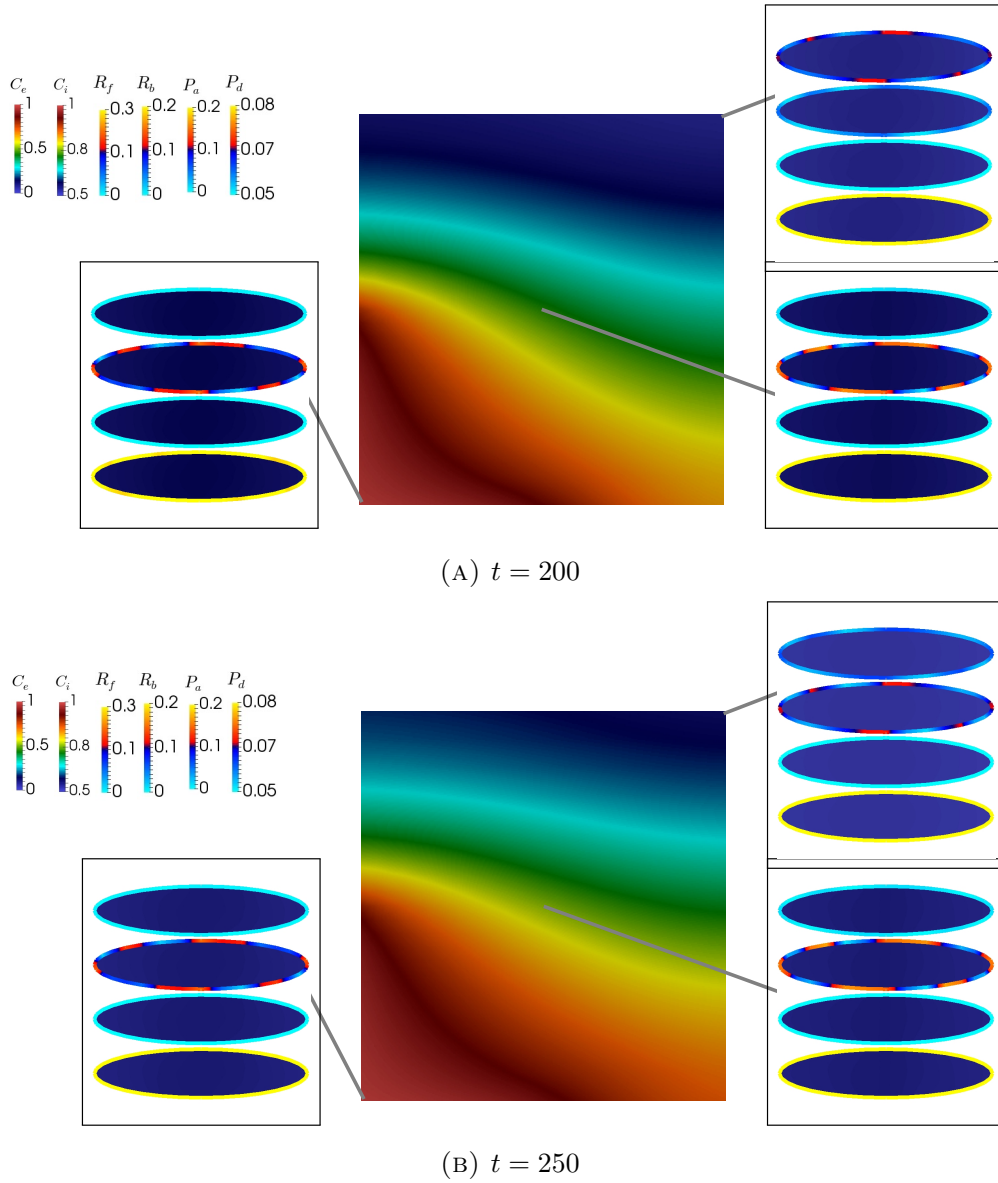


FIGURE 5. Results of the simulation of Section 7 with the elliptical cell geometry. The inset in each subfigure show the microscopic solutions at the corresponding macroscopic DOF (grey line). The macroscopic domain is shaded by C_e whilst in each inset the cell interior is shaded by C_i and reading from top to bottom, the membrane is shaded by R_f, R_b, P_d and P_a respectively. For further details see text.

- [13] Charles M Elliott, Thomas Ranner, and Chandrasekhar Venkataraman. Coupled bulk-surface free boundary problems arising from a mathematical model for receptor-ligand dynamics. *SIAM J Math. Anal.*, 49(1):360–397, 2017.
- [14] Charles M. Elliott, Björn Stinner, and Chandrasekhar Venkataraman. Modelling cell motility and chemotaxis with evolving surface finite elements. *Journal of The Royal Society Interface*, 2012.
- [15] T. Fatima, Muntean A, and M. Ptashnyk. Unfolding-based corrector estimates for a reaction-diffusion system predicting concrete corrosion. *Applicable Analysis*, 91, 2012.
- [16] G.P. Galdi. *An introduction to the mathematical theory of the Navier-Stokes equations: Steady-state problems*. Springer Science & Business Media, 2011.
- [17] P. García-Penarrubia, J.J. Gálvez, and J. Gálvez. Mathematical modelling and computational study of two-dimensional and three-dimensional dynamics of receptor–ligand interactions in signalling response mechanisms. *J. Math. Biol.*, 69:553–582, 2014.
- [18] K. Gaus, M. Rodriguez, K. R. Ruberu, I. Gelissen, T. M. Sloane, L. Kritharides, and W. Jessup. Domain-specific lipid distribution in macrophage plasma membranes. *J. Lipid Res.*, 46:1526–1538, 2005.
- [19] I. Graf and M.A. Peter. Diffusion of surfaces and the boundary periodic unfolding operator with an application to carcinogenesis in human cells. *SIAM J Math. Anal.*, 46(4):3025–3049, 2014.
- [20] N.C. Hartman and J.T. Groves. Signal clusters in the cell membrane. *Curr Opin Cell Biol*, 23:370–376, 2011.

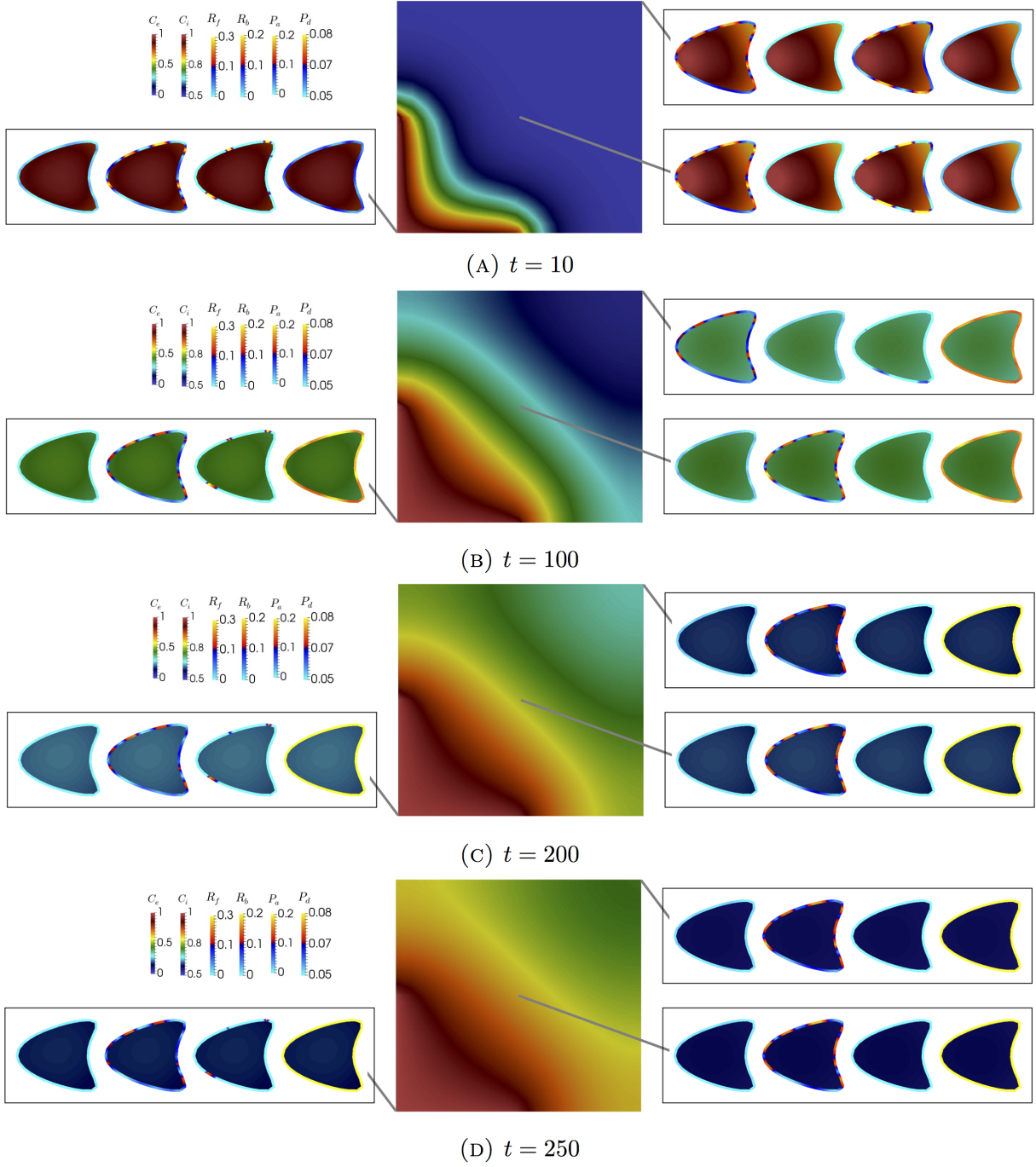


FIGURE 6. Results of the simulation of Section 7 with the cell geometry given by (59). The inset in each subfigure show the microscopic solutions at the corresponding macroscopic DOF (grey line). The macroscopic domain is shaded by C_e whilst in each inset the cell interior is shaded by C_i and reading from left to right, the membrane is shaded by R_f , R_b , P_d and P_a respectively. For further details see text.

- [21] Viet Ha Hoang and Christoph Schwab. High-dimensional finite elements for elliptic problems with multiple scales. *Multiscale Modeling & Simulation*, 3(1):168–194, 2005.
- [22] J Kurics, D Menshykau, and D Iber. Feedback, receptor clustering, and receptor restriction to single cells yield large turing spaces for ligand-receptor-based turing models. *Physical Review E*, 90:022716, 2014.
- [23] O.A. Ladyzenskaja, V.A. Solonnikov, and N.N. Uralceva. *Linear and Quasi-linear Equations of Parabolic Typ*. American Mathematical Society, 1968.
- [24] Omar Lakkis, Anotida Madzvamuse, and Chandrasekhar Venkataraman. Implicit–explicit timestepping with finite element approximation of reaction–diffusion systems on evolving domains. *SIAM Journal on Numerical Analysis*, 51(4):2309–2330, 2013.

- [25] D.A. Lauffenburger and J.J. Linderman. *Receptors. Models for Binding, Trafficking, and Signaling*. Oxford University Press, New York, 1993.
- [26] C.D. Lawson and K. Burridge. Regulation of cell signalling by upar. *Molecular Cell Biology*, 11:23–36, 2010.
- [27] C.D. Lawson and K. Burridge. The on-off relationship of Rho and Rac during integrin-mediated adhesion and cell migration. *Small GTPases*, 5:e27958, 2014.
- [28] J.J. Linderman and D.A. Lauffenburger. Analysis of intracellular receptor/ligand sorting. calculation of mean surface and bulk diffusion times within a sphere. *Biophys. J.*, 50(2):295–305, 1986.
- [29] Colin B Macdonald, Barry Merriman, and Steven J Ruuth. Simple computation of reaction–diffusion processes on point clouds. *Proceedings of the National Academy of Sciences*, 110(23):9209–9214, 2013.
- [30] G MacDonald, John A Mackenzie, M Nolan, and RH Insall. A computational method for the coupled solution of reaction–diffusion equations on evolving domains and manifolds: Application to a model of cell migration and chemotaxis. *Journal of computational physics*, 309:207–226, 2016.
- [31] JA Mackenzie, M Nolan, and RH Insall. Local modulation of chemoattractant concentrations by single cells: dissection using a bulk-surface computational model. *Interface Focus*, 6(5):20160036, 2016.
- [32] Anotida Madzvamuse, Andy H. W. Chung, and Chandrasekhar Venkataraman. Stability analysis and simulations of coupled bulk-surface reaction-diffusion systems. *Proceedings of the Royal Society of London A: Mathematical, Physical and Engineering Sciences*, 471(2175), 2015.
- [33] A. Marciniak-Czochra. Receptor-based models with diffusion-driven instability for pattern formation in hydra. *J. Biol. Sys.*, 11:293–324, 2003.
- [34] A. Marciniak-Czochra and M. Ptashnyk. Derivation of a macroscopic receptor-based model using homogenisation techniques. *SIAM J. Math. Anal.*, 40:215–237, 2008.
- [35] D. Menshykau, P. Blanc, E. Unal, V. Sapin, and D. Iber. An interplay of geometry and signaling enables robust lung branching morphogenesis. *Development*, 141:4526–4536, 2014.
- [36] D. Menshykau and D. Iber. Kydney branching morphogenesis under the control of a ligand-receptor-based turing mechanism. *Phys. Biol.*, 10:046003, 2013.
- [37] S. Mesecke, D. Urlaub, H. Busch, R. Eils, and C. Watzl. Integration of activating and inhibitory receptor signaling by regulated phosphorylation of vav1 in immune cells. *Sci Signal*, 4:ra36, 2011.
- [38] Adrian Muntean and Omar Lakkis. Rate of convergence for a galerkin scheme approximating a two-scale reaction-diffusion system with nonlinear transmission condition. *Nonlinear evolution equations and mathematical modeling*, 1693:85–98, 2010.
- [39] M. Neuss-Radu. Some extensions of two-scale convergence. *C. R. Acad. Sci. Paris*, 332:899–904, 1996.
- [40] G. Nguetseng. A general convergence results for a functional related to the theory of homogenization. *SIAM J Math. Anal.*, 20:608–623, 1989.
- [41] IA. Rätz and M. Röger. Turing instabilities in a mathematical model for signaling networks. *Journal of Mathematical Biology*, 65(6-7):1215–1244, 2012.
- [42] J.A. Sherratt, P.K. Maini, W. Jäger, and W. Müller. A receptor-based model for pattern formation in hydra. *Forma*, 10:77–95, 1995.
- [43] J Simon. Compact sets in the space $L^p(0, T; B)$. *Annali di Matematica Pura ed Applicata*, 146(1):65–96, 1986.
- [44] K. Simons and D. Toomre. Lipid rafts and signal transduction. *Nature Reviews Molecular Cell Biology*, 1:31–41, 2000.
- [45] T.O. Ihalainen T. Kühn, J. Hyväluoma, N. Dross, S.F. Willman, J. Langowski, M. Vihinen-Ranta, and J. Timonen. Protein diffusion in mammalian cell cytoplasm. *PLoS One*, 6(8):e22962, 2011.
- [46] P.A. Thomason, P.M. Wolanin, and J.B. Stock. Signal transduction: Receptor clusters as information processing arrays. *Current Biology*, 12:R399–R401, 2002.
- [47] H. Wearing and J. A. Sherratt. Keratinocyte growth factor signalling: A mathematical model of dermal-epidermal interaction in epidermal wound healing. *Math. Biosci.*, 165:41–62, 2000.
- [48] E.S. Welf, B.A. Ogunnaike, and U.P. Naik. Quantitative statistical description of integrin clusters in adherent cells. *IET Syst. Biol.*, 3(5):307–316, 2009.