

Assessing Data Usefulness for Failure Analysis in Anonymized System Logs

Siavash Ghiasvand[†] and Florina M. Ciorba^{*}

[†]Technische Universität Dresden, Germany

^{*}University of Basel, Switzerland

Abstract

System logs are a valuable source of information for the analysis and understanding of systems behavior for the purpose of improving their performance. Such logs contain various types of information, including sensitive information. Information deemed sensitive can either directly be extracted from system log entries by correlation of several log entries, or can be inferred from the combination of the (non-sensitive) information contained within system logs with other logs and/or additional datasets. The analysis of system logs containing sensitive information compromises data privacy. Therefore, various anonymization techniques, such as generalization and suppression have been employed, over the years, by data and computing centers to protect the privacy of their users, their data, and the system as a whole. Privacy-preserving data resulting from anonymization via generalization and suppression may lead to significantly decreased data usefulness, thus, hindering the intended analysis for understanding the system behavior. Maintaining a balance between data usefulness and privacy preservation, therefore, remains an open and important challenge. Irreversible encoding of system logs using collision-resistant hashing algorithms, such as SHAKE-128, is a novel approach previously introduced by the authors to mitigate data privacy concerns. The present work describes a study of the applicability of the encoding approach from earlier work on the system logs of a production high performance computing system. Moreover, a metric is introduced to assess the data usefulness of the anonymized system logs to detect and identify the failures encountered in the system.

I. INTRODUCTION

System logs (or *syslogs*¹) provide a wide range of information about the behavior of the underlying hardware, software, and users. In computing systems, the system-level logging is done by the underlying operating system. Since November 2015, all TOP500² high performance computing (HPC) systems are powered by Unix-like operating systems. Among them, Linux holds the highest share. The Linux logging protocol is implemented according to RFC 5424 [1], which provides great consistency among system log entries generated by TOP500 HPC systems. Part of the syslog information is sensitive and requires protection in order to preserve the privacy of a data subject (i.e., users and systems). Information is deemed sensitive if it can be used to identify a data subject, for example usernames. Public disclosure of syslogs (via publishing and sharing) as well as the outsourcing of the syslog analysis to third party stakeholders, is only possible upon providing the required level of data protection and privacy. The general data protection regulation (GDPR) of the European Union mandates a Europe-wide personal data privacy protection and will go into force on May 25, 2018 [2]. Anonymization is one of the de-facto approaches to provide privacy and protection of data subjects. The process of log anonymization removes or alters the sensitive data in system logs. Post-anonymization, the value (or usefulness) of the data may significantly be reduced. Yet preserving a high data value within system logs by decreasing the anonymization degree may put data privacy at risk. The trade-off between data *privacy* and data *usefulness* plays a critical role in the selection of the anonymization technique [3].

A definition of data usefulness has been proposed by Loukides and Shao [4]: data usefulness is “[*t*]he extent to which an anonymised [*data*] table allows required analyses or queries to be made.” Assessing data usefulness is a nontrivial challenge, as the nature of data usefulness depends on the intended *usage* of the data. This work is concerned with assessing the *usefulness of data* in anonymized system logs for the purpose of analyzing failures in high performance computing (HPC) systems.

Nowadays, failures in high performance computers (HPC) became the norm rather than the exception. In the near future, the mean time between failures (MTBF) of HPC systems is expected to be too short, and that current failure recovery mechanisms e.g., checkpoint-restart, will no longer be able to recover the systems from failures. Early failure detection is a new class of failure recovery methods that can be beneficial for HPC systems with short MTBF. Detecting failures in their early stage can reduce their negative effects by preventing their propagation to other parts of the system [5].

In earlier work, the authors introduced a system log anonymization approach based on irreversible encoding of log entries via a collision resistant hashing algorithm [6]. The SHAKE-128 [7] encoding-based anonymization approach guarantees privacy of sensitive data related to users and reduces the required log storage capacity. Table I and Figure 1 (in Section III) provide an overview of the proposed anonymization approach [6]. Extending prior work [6], in the present work a study of the applicability of this encoding approach on system logs of Taurus [8], a production HPC system at the Technical University of Dresden,

¹*System log* and *syslog* are used interchangeably in this work

²<https://top500.org/list/2017/11/>

Germany is conducted. Moreover, a metric is introduced to assess the usefulness of data within system logs during and post-encoding for the purpose of detecting and identifying failures encountered in the HPC system. The use of the proposed metric on the considered system logs show that the anonymized data retains a high degree of usefulness for the intended purpose of failure detection and identification.

The novelty and contributions of the anonymization approach to retain data usefulness proposed in this work consists of: (1) anonymization of *unstructured* system log messages; (2) preservation of the usefulness of system logs (especially for semi-/automated failure analysis); (3) a *guarantee* for protecting data privacy; (4) significant reduction of the required capacity for the storage of the anonymized system logs; (5) offering the choice to set the degree of generalization according to the intended data usage; and (6) providing readily analyzable data, anonymized and encoded, that does not require decoding before analysis.

The remainder of this work is structured as follows. Section II overviews the work related to data anonymization and usefulness. The anonymization approach employed herein is described in Section III. The proposed data usefulness metric is given in Section IV, while a quantitative evaluation of the data usefulness is provided in Section V. The paper concludes and introduces important future work directions in Section VI.

II. RELATED WORK

Generalization and suppression are two well-known methods for data anonymization. These methods either group or remove data, in order to reduce uniqueness, and thus, the chance of identification of individual data subjects from the records in the dataset. The k -anonymity protection model [9] has been introduced as a model for protecting privacy. Although k -anonymity addresses the main challenge of data privacy in anonymized datasets, it has several shortcomings (e.g., attribute disclosure, complementary data release). To overcome these shortcomings, several models such as l -diversity [10] and t -closeness [11] have been introduced. These models reduce the data representation granularity (grouping) beyond the level used in k -anonymity, which can result in decreased data usefulness. Recent studies [12] considered an integration of both, the l -diversity and t -closeness models. To the authors' best knowledge, no anonymization model can guarantee full privacy of data contained in anonymized form in the given datasets.

According to the articles 2, 4(1) and (5) and recitals (14), (15), (26), (27), (29) and (30) of the GDPR [2], in order to analyze sensitive information, an irreversible anonymization of personal data must be guaranteed.

The process of data anonymization incurs a certain degree of information loss. With significant information loss comes decreased usefulness of the anonymized data. Various studies attempted to address the problem of achieving k -anonymity protection with minimal information loss. Gionis and Tassa proved that solving the problem for the two conflicting goals above is NP-hard [13]. Later, it has been shown that dynamic optimization of the anonymization process considerably reduces the loss of information [14]. In another attempt to address the high information loss during data anonymization, *utility-based anonymization* methods were proposed. Xu *et al.* [15] introduced an approach which first, specifies the utility of each attribute, and second, proposes two heuristic *local recording*-based anonymization methods [16] to boost the quality of the analysis later. A *data relocation* mechanism has also been applied to reduce granularity and populate small groups of tuples to increase data usefulness [17]. In another similar effort, quasi-identifiers have been divided into two groups of ordered and unordered attributes [18]. To reduce the information loss, more flexible strategies for data generalization have been applied on the unordered attributes. More recently, *co-utility* [19] has been introduced as a global distributed mechanism for data anonymization, such that a balance between data utility and data privacy is achieved. Although these efforts decrease the information loss during data anonymization, they still cannot guarantee data privacy. The non-zero probability of privacy breaches through anonymization by the use of approaches such as those mentioned above has experimentally been determined [20].

Quantifying data utility³, which is a qualitative property of data, provides a measure to control the balance between privacy and utility of data. A number of studies proposed such measures to quantify the utility of anonymized data. Data utility is mostly described as the amount of information loss. Information loss, in general, can be quantified according to the uncertain change in attribute values during the anonymization [18], via result-driven approaches to compare the data before and after anonymization [21], or even according to the data entropy in the dataset [4]. These measures are generally divided into two categories: (1) *entropy-based* and (2) *distance-based* (e.g., the Hellinger distance). Furthermore, most of the above mentioned usefulness quantification approaches are implemented into data anonymization tools, such as ARX [22].

All existing approaches for quantification of data usefulness aim to increase data privacy, data utility, or both, in anonymized datasets. However, all approaches implicitly make the fundamental assumption of having a structured format for the data entries. In reality, system log entries are of mixed *structured* and *unstructured* data formats. The structured part contains the meta-data (e.g., time or location related to the particular syslog entry) and the unstructured part contains the detailed event information. Sensitive information mainly resides within the unstructured part of the data. In the authors' best knowledge, due to the unstructured nature of the detailed event information (no two distinct events generate the same information pattern), none of the existing approaches provide a *utility-based anonymization* of system logs. Moreover, although a few studies addressed the de-identification of unstructured datasets [23], none of these studies, nor the known privacy models (e.g., k -anonymity) guarantee data privacy.

³Utility and usefulness are used interchangeably in this work.

Table I: Anonymization of syslog entries via *PaRS*

(a) Raw system log entries

Timestamp	Source	Message
1515625261	T-1230	(siavash) CMD (/home/config.sh > output.stat
1515625370	T-3417	pam_unix: session closed for siavash
1515625713	T-6201	disabling lock debugging due to kernel taint

(b) Event patterns

Timestamp	Source	Message
1515625261	T-1230	(#USER#) CMD (#PATH# > #PATH#)
1515625370	T-3417	pam_unix: session closed for #USER#
1515625713	T-6201	disabling lock debugging due to kernel taint

(c) Encoded system log entries

Timestamp	Source	Message
1515625261	T-1230	1808e388
1515625370	T-3417	0964de42
1515625713	T-6201	59f2da35

Encryption is a viable alternative to the above methods to provide certain degrees of data privacy without any information loss. However, encryption is reversible, the encryption key having to be securely preserved yet also shared in order to make further analysis possible. Therefore, encryption can only be used within a trusted environment. Any form of encryption is theoretically breakable, provided enough time and computational power. Therefore, log encryption is also not a suitable approach for sharing or publishing system logs.

III. PRIVACY-PRESERVING ANONYMIZATION OF SYSTEM LOGS

System log entries typically consist of three parts, (1) *timestamp*, (2) *source*, and (3) *message*. Timestamp and source contain structured data while message is unstructured. The timestamp denotes the time at which an event occurs. The source provides information about the location of the event occurrence, while the message describes the event properties. Table Ia illustrates three syslog entries divided into these three main parts. In this example, the timestamps are in the UNIX time format, the sources are node IDs, and the messages contain event details.

Earlier work introduced *PaRS*⁴ as an anonymization approach which employs an irreversible encoding method to guarantee the full anonymization of system logs [6]. The *PaRS* workflow is illustrated in Figure 1 which also summarizes the necessary terminology. *PaRS* consists of two main steps: de-identification and encoding. The *de-identification* step replaces the message part of each syslog entry with its relevant *event pattern* as shown in Table Ib. The *encoding* step encodes the event patterns, from the de-identification step, via an irreversible collision-resistant hashing algorithm, namely SHAKE-128, into hash keys, as shown in Table Ic. The *timestamp* and *source* remain unchanged.

The message parts of syslog entries consist of one or more terms. A *term* is a string of characters with a certain semantic (e.g., root, 2, CMD). Each term can either be *constant* or *variable*. A constant term remains identical in all syslog entries. In contrast, a variable term can take different values across different syslog entries. Variable terms can be classified into *significant* and *insignificant* (variable) terms, depending of the intended future *usage* of the anonymized logs. The significant variable terms can be de-identified in various forms according to the intended usage. In contrast, all insignificant variable terms, for example, /usr/bin/ must be de-identified, via substitution by an identical symbol, such as #PATH#. This form of de-identification, which applies to insignificant terms by default, is referred to as *global* de-identification, while the substitution of each term by an individual symbol is called *individual* de-identification. Global de-identification provides the highest degree of generalization, while individual de-identification prevents any generalization.

Categorizing terms into groups and substituting all terms of each group with an identical group symbol is called *group* de-identification. The group de-identification can provide various degrees of generalization according to the grouping granularity. Consider the sample log entry in Example 1. This log entry describes that user *siavash* executed the command /usr/bin/check on computer T-1020 on January 29, 2018 11:00:01 PM. In this entry *siavash* and /usr/bin/check are variable terms, and CMD is a constant term. With respect to the intended future usage of the anonymized system logs in this work, namely failure analysis, *siavash* is considered as a significant variable term and /usr/bin/check as an insignificant variable term.

Example 1: Sample log entry

```
1517266801 T-1020 (siavash) CMD (/usr/bin/check)
```

The event pattern of a syslog entry is generated through global de-identification of all variable terms in the message part of the respective syslog entry. Therefore, transforming log entries into event patterns at first, and, subsequently, encoding the event patterns into hash keys, suppresses all potential sensitive information within the log entries. Moreover, the *similarity* between syslog entries is preserved such that the results of further data analysis are not skewed. Although a hash key might appear devoid

⁴Anonymization of Syslogs for Preserving Privacy and Reducing Storage.

Table II: Final output of *PaRS*

Timestamp	Source	Hash key	The meaning
1515625261	T-1230	1808e388	A command executed by a user
1515625370	T-3417	0964de42	A user logged out
1515625713	T-6201	59f2da35	Kernel is in taint mode

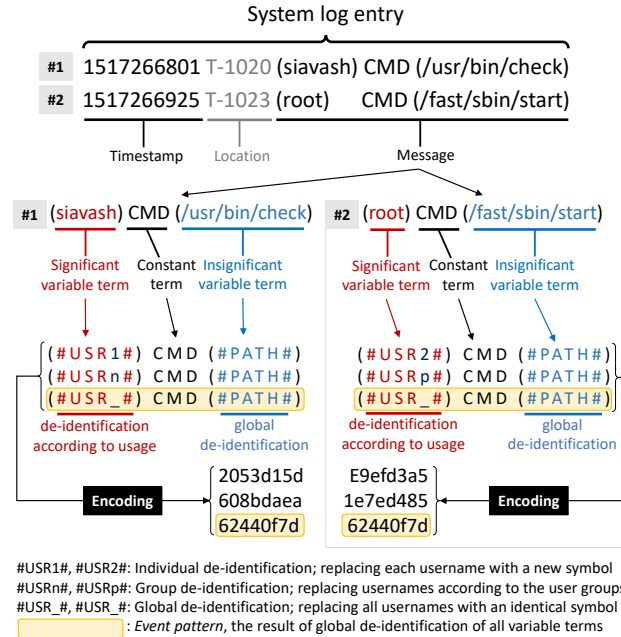


Figure 1: The *event pattern* is the result of a full de-identification of syslog entries. Note that other forms of de-identification are also possible. The final encoding step guarantees full data privacy.

of semantic, given the one-to-one relation between hash keys and event patterns, it is always possible to reaccredit the original semantic to the pattern denoted by a hash key. This accreditation can only be done by the owners of the adequate information about the event patterns and the hashing function. However, regardless of the reaccreditation of the original semantic to the pattern, it is always possible to track similar events according to the similarity of their event patterns.

The final output of *PaRS* consists of the timestamp and source of the log entries in their original raw format and the anonymized message part as a hash key. Depending on the strictness of the applicable privacy guidelines, the *meaning* of each hash key may also be added to the final output. Table II contains the final output of applying *PaRS* on the given sample syslog entries in Table Ia, accompanied by the hash key meanings.

A. Usage Oriented Processing of System Logs

Conducting any form of failure detection and identification, for the purpose of failure analysis, requires in-depth details about the actual state of the system; system logs readily contain such information. The usage of an HPC system is regulated by the privacy guidelines in force, according to its functionality, production environment, and administration domain. Depending on the applicable privacy regulations, certain information within the system logs may be considered as sensitive information. Examples include usernames and IP addresses. Information deemed sensitive on one HPC system may be deemed not sensitive on a different HPC system. Analyzing and publishing raw system logs, that may contain sensitive information endangers the privacy of data subjects such as users, system owners, system vendors, and others. Therefore, data anonymization is required *before* the analysis and sharing of (raw) system logs with such sensitive information.

The data protection and privacy guidelines of each system mandate the removal of a certain sensitive information from system logs. Therefore, a certain amount of information loss cannot be prevented during the anonymization phase. Post-anonymization, the system logs may have already lost their usefulness for certain types of analyses. For example, the anonymized system logs of a computing system, with a privacy guideline that mandates complete removal of all usernames from system logs before any analysis, are not useful for analyses performed for user accounting purposes.

Terms within system log entries can be divided into two groups: (1) *quasi-identifiers*, and (2) *sensitive-attributes*, depending on their sensitiveness. Quasi-identifiers are the key values used to identify certain syslog entries and can be shared within the public domain (e.g., timestamp). The sensitive-attributes must always remain confidential (e.g., username).

Table III: Notation employed in this work

Notation	Definition
e_r	Raw log entry
e_d	De-identified log entry
v_i	Significant variable term within a raw log entry e_r , $0 \leq i \leq n$
$N_{v_i}^{val}$	Number of values for a significant variable term v_i in a raw log entry e_r
$N_{v_i}^s$	Number of de-identification symbols that replace the significant variable term v_i in a de-identified log entry e_d
	Individual de-identification $N_{v_i}^s = N_{v_i}^{val}$
	Group de-identification $N_{v_i}^s < N_{v_i}^{val}$
	Global de-identification $N_{v_i}^s = 1$
N_e	Number of raw log entries e_r in a day
f_p	Frequency of event pattern p in a collection of log entries in a day
D_p	Degree of dominance of an event pattern p_i in a collection of encoded system log entries in a day
	$D_p = f_p / N_e$
U	Data usefulness

Table IV: De-identification of raw system log entries

De-id. degree	Message	Hash key
Raw	(siavash) cmd (/home/siavash/config.sh > /dev/null)	12e1577b
Global	(#USR_#) cmd (#PATH# > #PATH#)	60b57133
Type 1	(#USR_#) cmd (#PATH1# > #PATH2#)	0479abde
Type 2	(#USR1#) cmd (#PATH1# > #PATH2#)	e78d2b56
Type 3	(#USR1#) cmd (#PATH# > #PATH#)	d4ad931b

In a study by Loukides and Shao [4] data usefulness and data privacy are evaluated via k -anonymity according to the diversity of the quasi-identifiers and the sensitive-attributes. The usefulness of data is defined as the average of *tuple diversity* among different groups of tuples. The tuple diversity, in turn, is defined as the summation of *attribute diversity* between the quasi-identifiers of each tuple.

The usefulness metric proposed in this work (refer to Equation (1) in Section IV) is inspired by the study of Loukides and Shao [4]. Other aspects of their study are not relevant to this work. The anonymization approach employed herein, *PaRS* [6], guarantees data privacy. Employing the hashing algorithm in *PaRS*, encapsulates all terms into a single hash key which prevents any accidental leakage of sensitive information into anonymized system logs. Therefore, the system logs anonymized via *PaRS* do not encounter any of the privacy challenges encountered by those anonymized based on k -anonymity or *differential privacy* [24] data protection models. As illustrated in Table II, the three parts of each syslog entry (timestamp, source, and message), after anonymization, become quasi-identifiers and they may be freely shared in the public domain. Finally, applying *PaRS* on system log entries also provides a significant gains in the required storage space.

Table III summarizes the notation used in this work. this notation is further detailed in Section IV.

B. Categorization of System Logs

The *event pattern* of a system log is obtained via global de-identification of all variable terms in message part of the syslog entry. By differentiating between similar variable terms, less-strict forms of de-identification can be applied. Table IV illustrates the message part of a sample raw syslog entry and four different degrees de-identification that can be applied to it. In this example, the terms *siavash*, */home/siavash/config.sh*, and */dev/null* are variable terms. All other symbols are constant terms. In de-identifications of *type 1* and *type 2*, various paths are differentiated, while the username is replaced with its dedicated constant identifier.

With more differentiations between variable terms, a larger number of hash keys will need to be generated. Each hash key represents a particular *event* with certain properties. There might be other hash keys which refer to the same event yet with different properties. All hash keys that represent the same event form an *event category*. All events in an event category, have identical event patterns, generated via the full global de-identification of their respective syslog entry.

Table Va shows two sample syslog entries with different properties that belong to the same event category. In Table Vb the encoded syslog entries (hash keys) with different forms of de-identification are shown. Not surprisingly, only global de-identification generates identical hash key for both sample log entries in Table Va. To preserve the semantic relation between anonymized system logs after other forms of de-identification, the event pattern of each syslog entry identifies its event category. Table VIa provides a set of sample syslog entries, together with their hash keys and event categories.

C. The Sample Usage: Failure Analysis

System logs are valuable source of information to study the system behavior in order to detect anomalies and failures. Series of correlated failures can propagate through a system and form chains of failures. Early detection of failures in large scale high

Table V: Illustration of the effect of de-identification degree

(a) Sample raw system log entries

Entry	Message	Hash key
Log 1	(siavash) cmd (/home/siavash/config.sh > /dev/null)	12e1577b
Log 2	(florina) cmd (/home/florina/setup.sh > /dev/null)	0616d4c7

(b) Encoded log entries, various degrees of de-identification

De-id. degree	Encoded Log 1	Encoded Log 2	Hash key identical?
Raw	12e1577b	0616d4c7	N
Global	60b57133	60b57133	Y
Type 1	0479abde	5d4df517	N
Type 2	e78d2b56	f3a700a7	N
Type 3	d4ad931b	204679a8	N

performance computing systems decreases the potential damages caused by failure chains. The main focus in this work is to provide anonymized syslogs which are useful for the purpose of failure detection and identification in HPC systems. The current failure analysis method used in this work is solely for exemplifying the proposed approach. The proposed approach is, however, applicable to other types of behavior, other systems, other types of logs, and analysis.

The use case of this study is fault detection and behavior analysis on Taurus [8], a production high performance computing system with 2,046 nodes and more than 41,000 cores. The goal is to detect and identify failures on Taurus as early as possible. The source of information for this analysis is a time series of events extracted from Taurus system logs. The detection mechanism monitors various parameters which include frequency, re-occurrence pattern, absence, sequences, and the time interval between events. A sudden change in one or some of these parameters may indicate an abnormal behavior. In this work, an entire day (24 hours) is considered as the period of the time interval.

Upon detection of abnormal behavior, the events sequence and parameters are checked against known failure patterns to conclude the final decision about a potential failure occurrence. To perform this verification, the detection mechanism must be aware of the time, nodeID, and type of occurring events. This information is provided via the *timestamp*, *location*, and *message* fields of the syslog entries. Additional information, such as usernames and IP addresses, enhance the accuracy of analysis. According to the general privacy guidelines this additional information must remain private.

The message field of the syslog entries also contains detailed information about the users and system behavior, as well as sensitive information such as usernames. Therefore, anonymization must be performed before failure detection and identification. *PaRS* is herein used to anonymize the Taurus system logs.

The detection mechanism involves two main tasks in view of understanding system behavior via syslog entries. First, the identification of similar events and second, the distinction of the differences between similar patterns. For example the log entries #2 and #9 from Table VI report the occurrence of similar events. However, different users triggered each of these similar events. For the detection mechanism it is important to understand that the same type of event occurred by different users of the system. The *category* in Table VI, is essentially the event pattern of each system log entry, and enables the detection mechanism to identify similarities between events. The hash key is employed for representing the differences. Therefore, choosing a proper form of de-identification plays a key role in the accuracy of the failure detection mechanism. A de-identification form close to global de-identification, radically generalizes events with various properties into a single hash key. Conversely, a de-identification form close to individual de-identification, generates unnecessary degrees of differences between similar events.

IV. ASSESSING DATA USEFULNESS

Data *usefulness* can only be evaluated with respect to a certain intended usage. In this work, the intended use of the anonymized system logs is failure detection and identification on Taurus high performance computer.

Recall the five types of information in each syslog entry: (1) *time* of the event, (2) *location* of the event, (3) *action* which has been done, (4) user that triggered the event, and (5) detailed information about the action. Some of this information must be removed to ensure the data privacy, and some must remain to preserve the usefulness of the syslog entry. The information which has to be removed from log entries depend on the privacy guidelines of the system. However, for the purpose of failure analysis, regardless of the type of system log entry and the administration domain, (1) *time*, (2) *location*, and (3) *action* of the event must be kept in order to preserve the basic semantic of the syslog entries.

In Example 1 (Section III), user could be any of the registered system users. The detailed information about the action could be any available path/command in the system. Note that not all paths/commands in a system are executable and also not all of the executed paths/commands appear in system log entries. The same rationale applies to the users of a system. For example, not all users have access to all executable commands that appear in system log entries. This assumption is valid for all variable terms in system log entries. Therefore, we can consider two separate domains for each variable terms in system log entries: a *theoretical* domain and a *practical* domain. The theoretical domain of a variable term describes all possible values for that

Table VI: Processing of sample system log entries

(a) Raw syslog entries

#	Message	Hash key	Category
1	(siavash) CMD (/usr/bin/check >/dev/null 2>&1)	a8848910	66dc2742
2	(florina) CMD (/usr/lib32/lm/lm1 1 1)	10a31145	66dc2742
3	(siavash) CMD (run-parts /etc/cron.hourly)	a6a420a6	66dc2742
4	starting 0anacron	47c6b01d	dd740712
5	Anacron started on 2018-01-30	bd94c195	e5a59462
6	Jobs will be executed sequentially	fle7eac3	fle7eac3
7	Normal exit (0 jobs run)	e46c1bdb	eac7924f
8	finished 0anacron	76690e70	a5803a8a
9	(siavash) CMD (/usr/lib32/lm/lm1 1 1)	bacc6097	66dc2742
10	(root) CMD (/usr/lib32/cl/cl2 1 1)	eefabc01	66dc2742
11	(root) CMD (/usr/lib64/lm/lm1 1 1)	4237ce2c	66dc2742
12	(siavash) CMD (/usr/bin/check >/dev/null 2>&1)	a8848910	66dc2742
13	(florina) CMD (/usr/bin/run >/dev/null 2>&1)	8470d87	66dc2742
14	(siavash) CMD (/usr/bin/exec >/dev/null 2>&1)	dd0e4a50	66dc2742
15	(siavash) CMD (run-parts /etc/cron.hourly)	a6a420a6	66dc2742
16	starting 0anacron	47c6b01d	dd740712
17	Anacron started on 2018-01-31	d414932d	e5a59462
18	Jobs will be executed sequentially	fle7eac3	fle7eac3
19	Normal exit (4 jobs run)	0c3b639c	eac7924f
20	finished 0anacron	76690e70	a5803a8a

(b) Pre-anonymized entries (insignificant terms: de-identified)

#	Message	Significant term	Hash key	Category
1	(siavash) CMD (#PATH#)	siavash	bb2d95d2	66dc2742
2	(florina) CMD (#PATH#)	florina	23343ad0	66dc2742
3	(siavash) CMD (#PATH#)	siavash	bb2d95d2	66dc2742
4	starting 0anacron	0anacron	47c6b01d	dd740712
5	Anacron started on #TIME#	Anacron	22bb4f1a	e5a59462
6	Jobs will be executed sequentially	-	fle7eac3	fle7eac3
7	Normal exit (0 jobs run)	0	e46c1bdb	eac7924f
8	finished 0anacron	0anacron	76690e70	a5803a8a
9	(siavash) CMD (#PATH#)	siavash	bb2d95d2	66dc2742
10	(root) CMD (#PATH#)	root	752d8638	66dc2742
11	(root) CMD (#PATH#)	root	752d8638	66dc2742
12	(siavash) CMD (#PATH#)	siavash	bb2d95d2	66dc2742
13	(florina) CMD (#PATH#)	florina	23343ad0	66dc2742
14	(siavash) CMD (#PATH#)	siavash	bb2d95d2	66dc2742
15	(siavash) CMD (#PATH#)	siavash	bb2d95d2	66dc2742
16	starting 0anacron	0anacron	47c6b01d	dd740712
17	Anacron started on #TIME#	Anacron	22bb4f1a	e5a59462
18	Jobs will be executed sequentially	-	fle7eac3	fle7eac3
19	Normal exit (4 jobs run)	4	0c3b639c	eac7924f
20	finished 0anacron	0anacron	76690e70	a5803a8a

(c) Significant terms per event pattern for different de-identification levels

Log entry (range)	Without de-identification / Individual de-identification $\prod_{i=1}^n N_{v_i}^{val}$	Group de-identification $\prod_{i=1}^n N_{v_i}^g$	Global de-identification $\prod_{i=1}^n N_{v_i}^s$	Degree of dominance D_p
1-3, 9-15	3 (usernames)	2 (user groups)	1	0.5
4, 16	1 (daemon name)	1	1	0.1
5, 17	1 (daemon name)	1	1	0.1
6, 18	No significant variables	1	1	0.1
7, 19	2 (number of jobs)	1	1	0.1
8, 20	1 (daemon name)	1	1	0.1

particular term, while the practical domain expresses the values which have been already assigned to that term in the syslog dataset. The theoretical domain for usernames in the sample syslogs of Table VI includes all defined usernames on the computing system. In contrast, the practical domain only covers the usernames: *siavash*, *florina*, and *root* which appear in the current system log entries. The parameter $N_{v_i}^{val}$ denotes the number of possible values for a significant variable term v according to its practical domain in a raw system log entry e_r .

For the log entry #3 from Table VIb, the only significant variable term is the username, which in the provided dataset took three different values: *siavash*, *florina*, and *root*. Therefore, the number of values, $N_{v_1}^{val}$ where v_1 is username, of entry (siavash) CMD (#PATH#) is 3. This indicates that there are three unique syslog entries in the syslog dataset shown

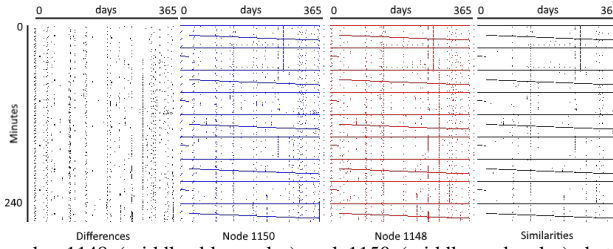


Figure 2: Raw syslog events generated on nodes 1148 (middle, blue color) and 1150 (middle, red color), between 2017-01-01 to 2017-12-31 (leap year) represented as colored dots. Days are indexed from 0 to 365. Time interval shown between 00:00 and 04:00 is indexed from 0 to 240 minutes. White space denotes the absence of an entry on (day, minute). Similarities (left) and differences (right) between the generated syslog events are represented as black color dots.

in Table VIb with an identical event pattern.

As a result of generalization of syslog entries via de-identification, the diversity of de-identified log entries is always equal to or less than the diversity of raw log entries. As Table VI illustrates, a complete de-identification of 20 sample log entries converted 15 unique events into 6 event categories (event patterns). In this example, 10 events belong to category 66dc2742, while each of the remaining 5 event categories contains 2 events.

Parameter $D_p = f_p/N_p^d$ describes the dominance degree of event pattern p in a set of encoded syslog entries. For the sample data given in Table VI, $D_{66dc2742} = 10/20$. Therefore, the event pattern 66dc2742 has a degree of dominance of 50% in the encoded syslog entries in Table VI, while each of the other event patterns hold a 10% degree of dominance. Considering this assumption, the data usefulness (U) is defined as follows:

$$U = \sum_{p=1}^P D_p \cdot \left(\frac{\prod_{i=1}^n N_{v_i}^s}{\prod_{i=1}^n N_{v_i}^{val}} \right) \quad (1)$$

V. EVALUATION

To evaluate the data usefulness from anonymized system logs, failure detection is performed both, on de-identified and encoded system logs, and the results are compared. The mechanism for failure detection detects abnormal node-level behavior by monitoring the individual computing nodes⁵ behavior and comparing it either to the previous known *normal* behavior or to the behavior of the majority. Each node generates entries in the syslog for certain events. Examples include user login/logout, file-system alerts, authentications. The frequency, order of occurrence, and time between events provide an individual *syslog entry generation pattern* to each node over time. Even though this pattern changes according to the workload on the node and other environmental parameters, the pattern mostly remains similar to previous patterns of the same node. Previous studies showed that the majority of neighboring nodes (located in a similar rack or island) also exhibit similar syslog generation patterns [5]. To extract the patterns, a failure detection mechanism needs to assign an event category to each syslog entry. For example, the same event category will be assigned to all three syslog entries shown in Example 2, since all indicate the occurrence of a similar event (execution of a command by a user), even though each user executed a different command.

Example 2: Sample syslog entries of the same event category

```
1517266801 T-1320 (siavash) CMD (/home/config.sh )
1517266913 T-2013 (florina) CMD (/usr/bin/check)
1517267452 T-3114 (root) CMD (/usr/lib32/c1/c12 1 1)
```

Usernames also need to be de-identified before further analysis. Therefore, the sample syslog entries from Example 2 should first be de-identified as shown in Example 3.

Example 3: De-identified sample syslog entries

```
1517266801 T-1320 (#USER1#) CMD (/home/config.sh )
1517266913 T-2013 (#USER2#) CMD (/usr/bin/check)
1517267452 T-3114 (#USER3#) CMD (/usr/lib32/c1/c12 1 1)
```

Figure 2 illustrates the partial results of applying the failure detection mechanism on anonymized syslog entries corresponding originating from two Taurus nodes over a period of one year, from January 1, 2017 to December 31, 2017. The horizontal lines therein illustrate periodic events; the absence of a periodic event is a sign of a potentially abnormal behavior. The vertical lines in two middle plots, also indicate a potential abnormal behavior, because of their rare and random occurrence. The existence of vertical lines at the same place on the right most plot (similarities), decreases the probability that an abnormal behavior occurred. In contrast, any vertical or horizontal line in the left most plot (differences) is an indicator of a highly probable abnormal behavior.

⁵Taurus HPC cluster consists of 2046 nodes.

Table VII: Percentage of syslog entries that yield the most frequent patterns (M–millions, K–thousands)

	Island 1	Island 2	Island 3	Island 4	Island 5	Island 6	Total
#Raw log entries	420 M	59 M	203 M	403 M	1291 M	1336 M	3714 M
#Event patterns	225 K	12.6 K	27.7 K	65.5 K	65.6 K	157 K	484 K
Top 5	71.49%	43.96%	64.13%	25.65%	33.06%	29.38%	28.76%
Top 25	94.46%	88.38%	95.02%	78.71%	80.58%	81.06%	76.47%
Top 50	97.00%	92.15%	97.17%	94.78%	94.31%	95.08%	93.65%

In the present failure detection pass, a de-identified version of the syslog entries was employed. With the individual de-identification method only the required sensitive information has been removed and no generalization was applied. Therefore, the current anonymized dataset, regardless of the number of significant variable terms, has the highest possible data usefulness, namely 100%. Applying generalization on the syslog data via group de-identification or global de-identification decreases, however, the data usefulness. Equation (1) can be used to calculate the data usefulness. Considering Table VIa as the sample dataset and *usernames*, *daemons*, and *jobs* number as *significant* variable terms, the data usefulness of the anonymized version of the dataset is calculated as follows. Table VIc illustrates the intermediate values required in Equation (1). When a log entry contains no significant variable terms, $n = 0$, $\left(\frac{\prod_{i=1}^n N_{v_i}^s}{\prod_{i=1}^n N_{v_i}^{total}}\right)$ is considered to be 1.

The usefulness of sample data logs in Table VIa, anonymized via group and global de-identification is 78% and 61% respectively.

$$\begin{aligned}
U &= \left(0.5 \cdot \frac{1}{3}\right) + \left(0.1 \cdot \frac{1}{1}\right) + \left(0.1 \cdot \frac{1}{1}\right) + (0.1 \cdot 1) \\
&+ \left(0.1 \cdot \frac{1}{2}\right) + \left(0.1 \cdot \frac{1}{1}\right) \\
&\approx 0.616
\end{aligned}$$

The usefulness of data in Table VIa via global de-identification is approximately 61% compared to the raw data. By dividing the usernames into two groups of normal (*florina* and *siavash*) and privileged (*root*) users, and substituting the username of each user with a unique group identifier (e.g. #USRn#, #USRp#), data usefulness increases to 78%. Replacing each username with a unique identifier (e.g., #USR1#, #USR2#, #USR3#), brings the data usefulness back up to 100% for the purpose of failure detection and identification. It is important to note that the encoding phase has no influence on the data usefulness for the intended purpose. As shown in Table VIb, each encoded syslog entry is labeled with its event *category* (event pattern hash key). Therefore, the similarity between entries is detectable even though the entire are encoded.

For the calculation of the data usefulness for the sample syslog entries in Table VIa, the intermediate values shown in Table VIb are needed. To calculate the intermediate values, the significant variable terms of each event must be identified as well as their practical domains. In this example, there are only 20 syslog entries and calculating the intermediate values is not challenging. However, calculating such values for a much larger dataset is challenging. Therefore, a closer look at the Taurus syslog dataset is needed before calculating the data usefulness for encoded Taurus syslog entries.

The collection of Taurus syslog entries from January to December 2017 consists of more than 3.7 billion log entries. 75% of all raw log entries appeared more than once. After global de-identification of all syslog entries, the 3.7 billion raw entries resulted into less than 484 thousand unique event patterns, a very high number of events for calculating the intermediate usefulness values (1). Even though, on average, each event pattern should appear about 7,700 times in the entire syslog entry dataset, further analysis revealed that the share of event patterns is very different. More than 71% of all syslog entries in Island 1 of Taurus HPC cluster were derived from only 5 unique event patterns. And only the 50 most frequent event patterns were derived from 3.46 billion (93.65%) syslog entries.

Table VII denotes the percentage of events generated by the top 5, 25, and 50 *most frequent patterns* in comparison with the total number of events on each island and also across all islands. The first and second rows of the table show the total number of raw syslog entries and the number of event patterns as a reference. In each island, 92% to 97% of the events match fewer than 50 unique event patterns, i.e., 0.01% of all event patterns.

Based on this observation, the focus can be on the most frequent event patterns that match the majority of the system log entries. The significant variable terms should be also identified according to the intended data usage. The 5 most frequent event patterns for Island 1 of Taurus, are shown in Example 4. These 5 event patterns match 71% of all system logs generated on Taurus-Island 1.

Example 4: Five most frequent event patterns and their frequency

```

43% (#USR_#) CMD (#PATH#)
9% starting #DAEM#
9% finished #DAEM#
5% Received disconnect from #IPv4# disconnected by user
5% pam_unix(sshd:session): session closed for user #USR_#

```

Username (#USER_#) and IP addresses (#IPv4#) must be anonymized for data privacy. Different system paths (#PATH#) do not affect the nature of an event with respect to the failure detection and identification, therefore, they are also considered as non-significant variable terms. Daemon names (#DAEM#) carry important information and greatly affect the meaning of events recorded within syslog. There are 14 daemon names in the syslog dataset under consideration. Based on the definition of significant variable terms for the 5 most frequent event patterns, the data usefulness can be calculated as follows. Parameter A represents the quality of the syslog entries that do not originate in the 5 most frequent patterns and which correspond to 28% of the total syslog entries.

$$\begin{aligned}
 U &= (0.43 \cdot 1) + \left(0.09 \cdot \frac{1}{14}\right) + \left(0.09 \cdot \frac{1}{14}\right) + (0.05 \cdot 1) \\
 &+ (0.05 \cdot 1) + A \\
 &\approx 0.542 + A
 \end{aligned}$$

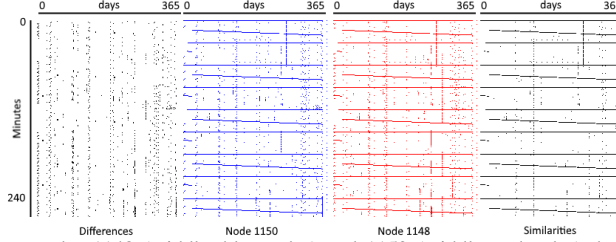


Figure 3: Encoded syslog events generated on nodes 1148 (middle, blue color) and 1150 (middle, red color), between 2017-01-01 to 2017-12-31 (leap year) are represented as colored dots. Days are indexed from 0 to 365. Time interval shown between 00:00 and 04:00 is indexed from 0 to 240 minutes. White space denotes the absence of an entry on (day, minute). Similarities (left) and differences (right) between the generated syslog events are represented as black color dots.

Considering the 50 most frequent event patterns, improves the accuracy of data usefulness calculation. None of the next 45 most frequent event patterns have significant variable terms, therefore $x = 1$ and the final value of usefulness, even by assuming 0 utility for the remaining 1% of event patterns, is as high as 82.2%. Despite of the fact that there is a certain degree of information loss, the visual illustration of the results shown in Figure 3 also confirms the high quality of encoded system logs for the intended usage of failure detection and identification.

$$\begin{aligned}
 U &= (0.43 \cdot 1) + \left(0.09 \cdot \frac{1}{14}\right) + \left(0.09 \cdot \frac{1}{14}\right) + (0.05 \cdot 1) \\
 &+ (0.05 \cdot 1) + (0.28 \cdot x) + (0.01 \cdot 0) \\
 &\approx 0.822
 \end{aligned}$$

VI. CONCLUSION AND FUTURE WORK

This work introduced an approach for assessing the impact of encoding, for the purpose of anonymization, on the *usefulness* of data in the analysis of failures on HPC systems. Due to the presence of a large number of personal identifiers in system logs, anonymization of syslog data is a prerequisite for their regulation-compliant processing and sharing [2]. The proposed anonymization approach strikes a balance between data privacy and data usefulness in a manner that corresponds to the goal of the data analysis (e.g., analysis of failures reported in HPC system logs). The distinctive aspect of the proposed anonymization approach is employing irreversible encoding via a collision-resistant hashing function in the final step of the anonymization process. This guarantees data privacy. A metric to quantify the usefulness of the anonymized data has been introduced that is tailored to the intended data analysis method for failure identification. This ensures data usefulness. Moreover, due to the encapsulation of long entries from the raw system log into short constant-length entries in the encoded system log, up to 90% saving on storage space is possible.

This work also showed that on a production HPC system, less than 1% of log event patterns match more than 92% of all syslog entries. Therefore, the proposed approach for assessing the data usefulness is feasible and of high practical value. It has been also shown that the encoded system logs, even after full anonymization via the proposed anonymization approach, can be used for the purpose of failure detection and analysis. Adjusting the usefulness parameter, encoding and de-identification of time and location terms from the log entries, as well as adapting the proposed approach for other types of system logs are planned as part of future work.

ACKNOWLEDGEMENT

This work is in part supported by the German Research Foundation (DFG) within the Cluster of Excellence ‘Center for Advancing Electronics Dresden (cfaed)’, and by Eucor – The European Campus, within the Seed Money project ‘Data Analysis for Improving High Performance Computing Operations and Research’.

REFERENCES

- [1] "The syslog protocol," <http://tools.ietf.org/html/rfc5424>, [Online; accessed 27-Apr.-2018].
- [2] "General data protection regulation," http://eur-lex.europa.eu/legal-content/EN/TXT/?uri=uriserv:OJ.L_.2016.119.01.0001.01.ENG, [Online; accessed 27-Apr.-2018].
- [3] R. Chiavetta, "Maximizing data value while complying with GDPR may not be impossible," <https://iapp.org/news/>, [Online; accessed 27-Apr.-2018].
- [4] G. Loukides and J. Shao, "Capturing data usefulness and privacy protection in k -anonymisation," in *Proc. of the ACM Symposium on Applied Computing*, ser. SAC '07. New York, NY, USA: ACM, 2007, pp. 370–374.
- [5] S. Ghiasvand, F. M. Ciorba, R. Tschüter, and W. E. Nagel, "Lessons learned from spatial and temporal correlation of node failures in high performance computers," in *Proc. of the Euromicro International Conference on Parallel, Distributed, and Network-Based Processing*, Feb 2016, pp. 377–381.
- [6] S. Ghiasvand and F. M. Ciorba, "Anonymization of system logs for preserving privacy and reducing storage," in *Proc. of the Future of Information and Communications Conference*, 2018.
- [7] G. Bertoni, J. Daemen, M. Peeters, and G. Van Assche, "The KECCAK SHA-3 submission," <http://keccak.noekeon.org/Keccak-submission-3.pdf>, [Online; accessed 27-Apr.-2018].
- [8] ZIH, "Bull HPC-Cluster (Taurus)," <https://doc.zih.tu-dresden.de/hpc-wiki/bin/view/Compendium/SystemTaurus>, [Online; accessed 27-Apr.-2018].
- [9] L. Sweeney, "K-anonymity: A model for protecting privacy," *Int. J. Uncertain. Fuzziness Knowl.-Based Syst.*, vol. 10, no. 5, pp. 557–570, Oct. 2002.
- [10] A. Machanavajjhala, J. Gehrke, D. Kifer, and M. Venkatasubramanian, " L -diversity: privacy beyond k -anonymity," in *Proc. of the International Conference on Data Engineering*, April 2006, pp. 24–24.
- [11] N. Li, T. Li, and S. Venkatasubramanian, " l -closeness: Privacy beyond k -anonymity and l -diversity," in *Proc. of the International Conference on Data Engineering*, April 2007, pp. 106–115.
- [12] P. Mayil Vel Kumar, "T-closeness integrated l -diversity slicing for privacy preserving data publishing," *Journal of Computational and Theoretical Nanoscience*, vol. 15, pp. 106–110, 01 2018.
- [13] A. Gionis and T. Tassa, "k-Anonymization with Minimal Loss of Information," *IEEE Transactions on Knowledge and Data Engineering*, vol. 21, no. 2, pp. 206–219, Feb 2009.
- [14] K. Murakami and T. Uno, "Optimization algorithm for k -anonymization of datasets with low information loss," *International Journal of Information Security*, Oct 2017.
- [15] J. Xu, W. Wang, J. Pei, X. Wang, B. Shi, and A. W.-C. Fu, "Utility-based anonymization for privacy preservation with less information loss," *SIGKDD Explor. Newsl.*, vol. 8, no. 2, pp. 21–30, Dec. 2006.
- [16] M. Terrovitis, N. Mamoulis, and P. Kalnis, "Local and global recoding methods for anonymizing set-valued data," *The VLDB Journal*, vol. 20, no. 1, pp. 83–106, Feb 2011.
- [17] M. E. Nergiz, M. Z. Gök, and U. Özkanlı, "Preservation of utility through hybrid k -anonymization," in *Proc. of the International Conference on Trust, Privacy, and Security in Digital Business - Volume 8058*, ser. TrustBus 2013. New York, NY, USA: Springer-Verlag New York, Inc., 2013, pp. 97–111.
- [18] Z.-H. WANG, J. Xu, W. Wang, and B.-L. SHI, "Clustering-based approach for data anonymization," *Journal of Software*, vol. 4, p. 011, 2010.
- [19] J. Soria-Comas and J. Domingo-Ferrer, *Self-enforcing Collaborative Anonymization via Co-utility*. Cham: Springer International Publishing, 2018, pp. 139–151.
- [20] R. C.-W. Wong, A. W.-C. Fu, K. Wang, P. S. Yu, and J. Pei, "Can the utility of anonymized data be used for privacy breaches?" *ACM Trans. Knowl. Discov. Data*, vol. 5, no. 3, pp. 16:1–16:24, Aug. 2011.
- [21] M. Templ, *Data Utility and Information Loss*. Cham: Springer International Publishing, 2017, pp. 133–156.
- [22] F. Prasser and F. Kohlmayer, *Putting Statistical Disclosure Control into Practice: The ARX Data Anonymization Tool*. Cham: Springer International Publishing, 2015, pp. 111–148.
- [23] J. Gardner and L. Xiong, "An integrated framework for de-identifying unstructured medical data," *Data and Knowledge Engineering*, vol. 68, no. 12, pp. 1441 – 1451, 2009.
- [24] C. Dwork, "Differential privacy," in *Proc. of the International Conference on Automata, Languages and Programming*, ser. ICALP'06, vol. Part II. Berlin, Heidelberg: Springer-Verlag, 2006, pp. 1–12.