

Dissipation-enabled fractional Josephson effect

Doru Sticlet,^{1,2} Jay D. Sau,³ and Anton Akhmerov¹

¹*Kavli Institute of Nanoscience, Delft University of Technology,
P. O. Box 4056, 2600 GA Delft, The Netherlands*

²*National Institute for Research and Development of Isotopic and
Molecular Technologies, 67-103 Donat, 400293 Cluj-Napoca, Romania*

³*Department of Physics, Condensed Matter theory center and the Joint Quantum Institute,
University of Maryland, College Park, MD 20742*

The anomalous 4π -periodic ac Josephson effect, a hallmark of topological Josephson junctions, was experimentally observed in a quantum spin Hall insulator. This finding is unexpected due to time-reversal symmetry preventing the backscattering of the helical edge states and therefore suppressing the 4π -periodic component of the Josephson current. Here we analyze the two-particle inelastic scattering as a possible explanation for this experimental finding. We show that a sufficiently strong inelastic scattering restores the 4π -periodic component of the current beyond the short Josephson junction regime. Its signature is an observable peak in the power spectrum of the junction at half the Josephson frequency. We propose to use the exponential dependence of the peak width on the applied bias and the magnitude of the dc current as means of verifying that the inelastic scattering is indeed the mechanism responsible for the 4π -periodic signal.

I. INTRODUCTION

Quantum spin Hall (QSH) insulators¹⁻³ are a promising platform for creation and manipulation of Majorana bound states. The Majorana bound states arise in the topological edge states of QSH insulators, at the interface between the regions proximitized by a conventional s -wave superconductor and the regions with a magnetic gap.⁴ Since a pair of Majorana states in a Josephson junction gives rise to an anomalous 4π -periodic Josephson effect,^{5,6} a magnetic Josephson junction in a QSH insulator should exhibit this phenomenon (see Fig. 1). Recent experimental progress^{7,8} has shown signatures of 4π -periodicity in topological SNS (superconductor-normal metal-superconductor) junctions based on the QSH HgTe/CdTe quantum wells proximitized with Al superconducting leads.

Unexpectedly, the experimental observation of the anomalous Josephson effect did not require magnetic insulators, or any other source of time-reversal symmetry breaking. This is unexpected since, as explained in Ref. 4 and in later works, the time-reversal symmetry protects the finite energy Andreev level crossings and results in a perfect pumping of quasiparticles to the energies above the superconducting gap, ultimately giving rise to a 2π -periodic occupation of Andreev states and the conventional ac Josephson effect. Extending this single-particle picture with elastic scattering due to interactions^{9,10} or to interaction with spinful impurities^{11,12} removes the protection of the higher level crossings by allowing simultaneous elastic backscattering of two Andreev states. Nevertheless, this leads to an 8π -periodic, and not a 4π -periodic Josephson effect.

The inconsistency between the experimental observations and the theoretical predictions is the starting point of our investigation. We propose and analyze the generation of a 4π -periodic Josephson current due to the inelastic two-particle relaxation (a similar idea was men-

tioned in Ref. 11). We show that if the dissipation is sufficiently strong and the Josephson junction contains several levels to enable the pairwise annihilation of the co-propagating quasiparticles (see Fig. 1), the fractional Josephson effect develops. In the limit of large relaxation rate the two-particle relaxation forces the Josephson junction to always stay in the lowest energy state of a given fermion parity, and therefore results in a deterministic 4π -periodic current-phase relationship. Going beyond the limit of strong relaxation, we show that the fractional peak survives as long as the rate of losing quasiparticles into the continuum spectrum is much lower than the Josephson frequency. In this regime, despite relaxation events taking place at arbitrary times, the correlation time of the fermion parity stays long, and guarantees the sharpness of the fractional peak.

The 4π -periodic Josephson peak may appear also in a topologically trivial junction due to several reasons.¹³⁻¹⁵ In order to distinguish the relaxation-enabled fractional Josephson effect from the one appearing due to alternative origins, we analyze the $I(V)$ -characteristic of the Josephson junction as well as the shape of the fractional emission peak. Firstly, we find that there should be a critical Josephson frequency above which the fractional Josephson peak disappears. This happens when the relaxation rate is not strong enough to ensure isolation of Andreev states from continuum states. Because of the protected crossings in the spectrum, the inelastic processes become available already in the adiabatic limit, resulting in a linear (and square-root) voltage dependent dc current already at low Josephson frequency, in contrast to the Landau-Zener tunneling processes that produce an exponentially vanishing dc current. The low-frequency saturation of the amount of dissipated energy is a unique characteristic of this topological junction. Finally, we predict that the width of the fractional peak should decrease exponentially with the Josephson frequency, and therefore with the applied bias voltage in the regime where the dc

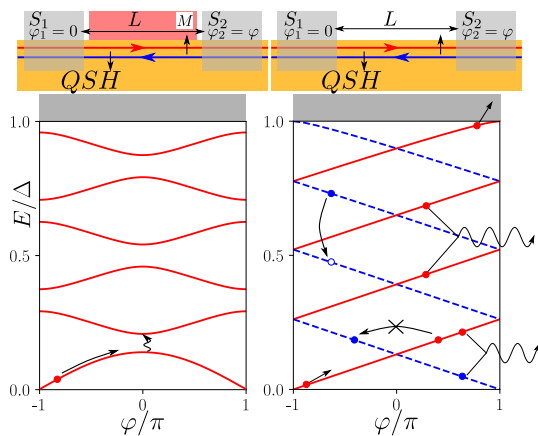


FIG. 1. (Color online) Josephson junctions created at the edge of a QSH insulator and the corresponding Andreev bound state spectrum. Two superconducting leads $S_{1,2}$ with a phase difference φ connect the helical edge states of a QSH insulator. (Left) Conventional setup for a topological junction. A magnetic material M couples the counter-propagating edge states. For example, a quasiparticle inhabits the lowest Andreev state. At fixed parity the ground state is 4π -periodic, but Landau-Zener transitions (wavy line), which excite higher states, may destroy the 4π -periodic effect. (Right) The model studied in this article, where two-particle dissipation generates a 4π -periodic effect. Time-reversal symmetry prohibits elastic scattering of single quasiparticles between counter-propagating edge states. Several dissipative processes are allowed: (i) excitation of a particle at Fermi level and loss of quasiparticle into the continuum states, (ii) single-particle relaxation, and (iii) two-particle relaxation with pairwise annihilation of co- and anti-propagating quasiparticles and emission of a photon.

current is linearly or square-root varying with voltage.

The organization of the paper is the following. In Sec. II we present the model for the QSH Josephson junction. The section also describes the rate equation approach used to characterize the system dynamics and the basic tools used to extract the power spectrum of the junction. Section III treats the limit case of short junctions where two-particle relaxation takes place only at odd φ/π . Section IV extends the study to long junctions with many levels. Here we investigate two models for two-particle dissipation; one in which the relaxation rates are energy and time independent and one in which rates have a cubic dependence on excited quasiparticle energies. In the latter, two-particle relaxation is facilitated by the junction coupling to an electromagnetic bath (see App. A). Finally, Sec. V holds the concluding remarks of the study.

II. MODEL

A. Spectrum of Andreev bound states

The Josephson current in the QSH junction depends on the Andreev bound states in the junction and their occupation. For this reason, we start by reviewing the

Andreev bound state spectra of such junctions. Specifically, we consider ideal QSH edges connected by two superconducting leads placed at $\pm L/2$. The setup is that of a symmetric SNS junction where the two leads have a relative superconducting phase difference φ . The helical states of the QSH insulator carry a current between the leads over a distance L . Therefore the Thouless energy associated to the quasiparticle dwell time in the junction is $E_T = \hbar v/L$, with v the Fermi velocity of the helical states.

The effective Hamiltonian for the Josephson junction at one edge of the QSH insulator reads

$$H = (-i\hbar v \sigma_3 \partial_x - \mu) \tau_3 + \Delta(x) e^{i\varphi(x)\tau_3} \tau_1, \quad (1)$$

with σ and τ the Pauli matrices in spin and, respectively, particle-hole space. The Fermi velocity v and chemical potential μ depend on material parameters. The superconducting gap Δ is real, homogeneous, and present only in the superconducting leads $\Delta(x) = \Delta \Theta(L/2 + x) \Theta(L/2 - x)$, with Θ the Heaviside step function. Since the physics depends only on the relative phase difference φ between the superconducting leads, we choose $\varphi(x) = \varphi \Theta(x - L/2)$.

The Andreev bound state spectrum is determined by solving the Schrödinger equation with Hamiltonian (1) at fixed φ using appropriate boundary conditions at the interface between the QSH insulator and the superconducting leads:

$$\arccos\left(\frac{\varepsilon_n^\pm}{\Delta}\right) \pm \frac{\varphi}{2} - \frac{\varepsilon_n^\pm}{E_T} = n\pi, \quad (2)$$

with \pm standing for the right- (say spin up) and left-moving (spin down) eigenstates (see Fig. 1). The above formula reproduces the short-junction spectrum by taking the limit $E_T \gg \Delta$:

$$\varepsilon_n^\pm = \mp (-1)^k \Delta \cos(\varphi/2), \quad \varphi \in 2\pi[k, k+1), \quad (3)$$

with k an integer. In the opposite (long-junction) limit $E_T \ll \Delta$, the spectrum is linearized:

$$\frac{\varepsilon_n^\pm}{\pi E_T} = \left(n + \frac{1}{2}\right) \pm \frac{\varphi}{2\pi}. \quad (4)$$

Here we neglect corrections to the current of the order eE_T/\hbar in the low-dissipation/high-voltage regime, where Andreev levels with $E \approx \Delta$ become occupied. In the long junction there are approximately $2N$ positive levels, $N = \lfloor \Delta/\pi E_T \rfloor$, which may be filled by quasiparticles (here and later $\lfloor x \rfloor$ is the floor function).

The electric current carried by an Andreev level is $2e\partial_\varphi \varepsilon_n^\pm/\hbar = \pm ev/L$. The ground-state energy of the junction is obtained by summing over all negative levels $E_{gs} = \frac{1}{2} \sum_{\sigma=\pm, n} \varepsilon_n^\sigma \Theta(-\varepsilon_n^\sigma)$.^{16–18} The supercurrent contribution from the ground state $I_{gs} = 2e\hbar^{-1} \partial_\varphi E_{gs}$ follows readily, yielding a piecewise linear dependence of the current on the superconducting phase difference:¹⁹

$$\frac{I_{gs}}{i_0} = \frac{\varphi}{2\pi} - \left\lfloor \frac{\varphi + \pi}{2\pi} \right\rfloor, \quad i_0 = \frac{ev}{L}. \quad (5)$$

The ground-state current is 2π -periodic and odd in phase. The sawtooth shape of the current exhibits jumps of height i_0 associated to the relaxation of a quasiparticle at odd φ/π , with i_0 the current carried by a single Andreev state.

B. Quasiparticle distribution

The non-equilibrium current and the correlation of its fluctuations depends on the statistical distribution of the quasiparticle occupation. We study classical dynamics of the occupation numbers of quasiparticle states, neglecting any coherent phenomena. In other words, we only consider the evolution of the diagonal part of the density matrix. Therefore the dynamics is determined by a rate equation which models possible relaxation processes. In this section, we derive the quasiparticle distribution in long junctions with $2N$ levels and the rate equation governing its time evolution.

Due to the particle-hole symmetry of the BdG Hamiltonians, every positive energy eigenstate has a partner at opposite energy. Nevertheless, a level and its opposite-energy partner [shown in Fig. 2 (a)] describe the same physical excitation. Hence a filled positive level is the same as an empty level at the opposite energy, and vice versa. Therefore the system has $4N$ eigenstates (4) between $-\Delta$ and Δ , but only $2N$ distinguishable quasiparticle excitations. This leads to a total of 2^{2N} possible states describing the occupation of the Andreev levels in the junction at a certain time. Since elastic back-scattering is not allowed, the level crossings in Fig. 2 are protected. This allows us to identify ε^+ levels as carrying positive current (right-moving) because $\partial_\varphi \varepsilon_i^+ > 0$ and ε^- levels as carrying negative current (left-moving).

A common way of counting the many-body states is to consider quasiparticle occupation only at positive energy, with both right and left-moving eigenstates. We use a different convention where only right-moving eigenstates are considered, but at both positive and negative energy. The levels are labeled in the order of increasing energy from the first level near $-\Delta$ to $2N$ -th level near Δ , half of the levels with positive energy and half with negative. Since in every period, a new eigenstate enters at $-\Delta$ and one leaves at Δ , we relabel the levels in each period to always start from one. To simplify the notation, we omit the superscript for the right-moving level energies, such that from now on $\varepsilon_i \equiv \varepsilon_i^+$. Therefore a system state s is represented by a set of right-moving level occupation numbers:

$$s = \{s_1, s_2, \dots, s_{2N}\}, \quad (6)$$

with s_j being the fermionic occupation number of Andreev level j , $s_j = 0$ or 1 . The ground state has all negative energy levels filled and all the positive energy levels empty.

We consider a constant voltage V between the superconducting leads turned on abruptly at $t = 0$ such that

$\varphi(t) = 2eVt/\hbar + \varphi_0$ and the junction starts in equilibrium with no quasiparticle excitations. Without loss of generality, we set the arbitrary initial phase difference between superconductors $\varphi_0 = -\pi$, such that energy levels ε (4) cross the Fermi level $E = 0$ at times t_n multiples of the driving period: $t_n = nT$ or $t_n = 2\pi n/\omega_J$, with the Josephson angular frequency $\omega_J = 2eV/\hbar$. Since the spectrum is 2π -periodic with the phase φ and $\partial_\varphi \varepsilon_i > 0$, one quasiparticle is added in the beginning of every period T . In the absence of additional inelastic scattering, all $2N$ levels in the junction become filled after a time NT . After all the levels are occupied, one new quasiparticle is excited at the Fermi level in every period, while the quasiparticle in the highest level escapes to the continuum spectrum at $E > \Delta$. Since the pattern of quasiparticle occupation repeats when the phase varies by 2π , the resulting current is 2π -periodic and the usual integer Josephson effect ensues.

In contrast, inelastic scattering processes allow quasiparticles to annihilate, leading to partially occupied levels. We classify them into spin-conserving and spin-flip dissipative processes (see Fig. 2), which we expect to be fast and slow, respectively. The spin-conserving processes include (a) single-particle relaxation of a quasiparticle into an energetically lower empty co-propagating state and (b) two-particle relaxation of a pair of two counter-propagating quasiparticles into the condensate. In contrast, the spin-flip processes include (a) single-particle relaxation of a quasiparticle into an empty anti-propagating eigenstate of lower energy and (b) pairwise annihilation of co-propagating quasiparticles into the condensate. We note here that even in the presence of relatively large Rashba spin-orbit coupling, the association of a pseudo-spin with the variable s allows the nearly spin-conserving limit to be applicable.

The spin-conserving relaxation preserves the 2π -periodicity of the Josephson current. In absence of the spin-flip scattering, the bulk of the system has a quantized spin Hall conductance, and therefore injects a single spin $1/2$ into the junction every time the flux is increased by a flux quantum. This excites a right-moving Andreev bound state in the junction. Eventually all the $2N$ levels of the junction fill up, following which the spin accumulated in each cycle is ejected from the junction into the bulk of the superconductor. The Andreev bound state occupation is then 2π -periodic in φ , leading to a 2π -periodic current.

In contrast, spin-flip processes may empty any two right-moving levels, prevent the population of all the junction states, and consequently, the ejection of quasiparticles into the continuum. In this case, the fermionic parity is not constant in every period, since the periodic injection of a particle in the lowest level is not offset by the periodic ejection of the quasiparticle from the highest level into the continuum. This leads to a non- 2π -periodic Josephson current, whose signatures will be investigated in the following sections.

The quasiparticle occupation is described by the probabilities $p_s(t)$ for the occurrence of any state s at time t .

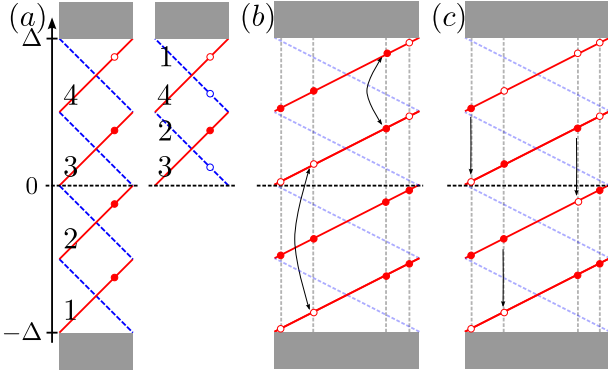


FIG. 2. (Color online) Schematic representation of energy eigenstates and their occupation in an ideal model of a four-level junction with a linear spectrum. On the x axis the superconducting phase difference φ varies always in the first Brillouin zone with $\varphi \in (-\pi, \pi]$. Solid dots represent a particle occupying a level, while an empty circle, an unfilled level. Panel (a) shows a comparison between two equivalent ways to count the states. Left side shows the convention used in this paper, where only right-moving states are counted in order from $-\Delta$ to Δ . The right side shows the usual representation considering only positive energy excitations, where it is necessary to consider both left and right-moving states. Note that a negative filled (empty) right-moving state corresponds in the usual picture to a empty (filled) left-moving state. Panel (b) represents energetically favorable *spin-flip* two-particle dissipation events where the system relaxes to the ground state from an initial excited state. Note that the first process is equivalent in the alternative picture to a relaxation from a left mover to a right mover. Panel (c) represents energetically favorable *spin-conserving* relaxation events where, starting from the same initial quasiparticle distribution as in (b), the system relaxes to the ground state. Note that the last process depicts a two-particle relaxation where a pair of counter-propagating quasiparticles are lost to the condensate. Since (c) are faster processes which relax the system before (b), this initial distribution of quasiparticles is equivalent to the ground state for the rate Eq. (12). In contrast, the quasiparticle distribution in (a) is immune to spin-conserving relaxation processes.

The rate equations model relaxation events in the junction, described by a time, energy, and state-dependent transition rate $\Gamma_{s \rightarrow s'}(t)$ from a state s to s' . The time evolution of the quasiparticle distribution is given by the rate equation:

$$\frac{dp_s(t)}{dt} = \sum_{s'} \Gamma_{s' \rightarrow s}(t) p_{s'}(t) - \sum_{s'} \Gamma_{s \rightarrow s'}(t) p_s(t), \quad (7a)$$

$$\begin{aligned} \Gamma_{s \rightarrow s'} = & \sum_{1 \leq j < i}^{2N} \left\{ \gamma_{ij}(t) \left[s_i s_j (1 - s'_i) (1 - s'_j) \Theta(\varepsilon_i + \varepsilon_j) \right. \right. \\ & \left. \left. + (1 - s_i) (1 - s_j) s'_i s'_j \Theta(-\varepsilon_i - \varepsilon_j) \right] \right. \\ & \left. + \chi_{ij} s_i (1 - s_j) s'_j (1 - s'_i) \Theta(\varepsilon_i - \varepsilon_j) \right\} \prod_{k \neq i, j} \delta_{s_k, s'_k}, \end{aligned} \quad (7b)$$

with δ_{ij} the Kronecker delta. The microscopic rates χ govern the fast spin-conserving dissipative processes: the relaxation of a quasiparticle on a lower empty co-propagating level, when $\text{sgn}(\varepsilon_i) = \text{sgn}(\varepsilon_j)$, and annihilation of counter-propagating quasiparticles when $\text{sgn}(\varepsilon_i) \neq \text{sgn}(\varepsilon_j)$.

The spin-flip relaxation rates γ_{ij} depend on the microscopic origins of dissipation. We consider either phenomenological constant rates $\gamma_{ij} = \gamma$, or $\gamma_{ij}(t) = \alpha |\varepsilon_i(t) + \varepsilon_j(t)|^3$ appropriate for coupling to a photon bath (see App. A), with α the dissipation strength. When $\text{sgn}(\varepsilon_i) = \text{sgn}(\varepsilon_j)$, they denote (a) the annihilation of two co-propagating quasiparticles and (b), when $\text{sgn}(\varepsilon_i) \neq \text{sgn}(\varepsilon_j)$, relaxation of a quasiparticle into a lower empty counter-propagating level.

In addition to the relaxation processes, at every nT a new quasiparticle is excited in the junction, the lowest state becomes filled and the quasiparticle occupations shift by one. If the highest level ε_{2N} near $E = \Delta$ is filled, the respective quasiparticle is lost to the continuum. Therefore state probability $p_s(t)$ in Eq. (7a), satisfies boundary conditions:

$$p_s(nT + 0^+) = \sum_{s'} W_{s' \rightarrow s} p_{s'}(nT - 0^+), \quad (8)$$

$$W_{s' \rightarrow s} = s_1 \prod_{j=1}^{2N-1} \delta_{s'_j, s_{j+1}}.$$

Here W is a shift operator of the level occupation numbers.

For brevity we rewrite the Eq. (7a) in vector form:

$$\frac{d\mathbf{p}(t)}{dt} = \mathbf{\Gamma}(t) \cdot \mathbf{p}(t), \quad (9)$$

with \mathbf{p} the 2^{2N} -dimensional vector of state probabilities and $t \in (n, n+1)T$. The corresponding evolution of the probability over one period is $\mathbf{p}(t+T) = U(t+T, t)\mathbf{p}(t)$ with time-evolution operator:

$$U(t+T, t) = \mathcal{T} e^{\int_0^{T-t} \mathbf{\Gamma}(t') dt'} W \mathcal{T} e^{\int_t^T \mathbf{\Gamma}(t') dt'}, \quad (10)$$

and \mathcal{T} denoting time-ordered product of operators. The periodicity of the dissipation matrix $\mathbf{\Gamma}(t+T) = \mathbf{\Gamma}(t)$ allowed us to bring all integrals in the first period $(0, T]$.

The periodic steady state probability $\mathbf{p}_\infty(t+T) = \mathbf{p}_\infty(t)$ follows as a normalized solution to

$$[\mathbf{1} - U(t+T, t)] \cdot \mathbf{p}_\infty(t) = \mathbf{0}, \quad (11)$$

with $\mathbf{0}$ and $\mathbf{1}$ the zero and the identity matrices, respectively. Since $U(t+T, t)$ is a Markov matrix, it has always at least one steady state solution. Moreover, all states are either part of a single closed set of communicating states, or transient states towards this set.²⁰ The steady state is unique, since the closed set has a unique steady state under Perron-Frobenius theorem.²¹

C. The fast relaxation approximation

The rate equation (7) together with the boundary condition (8) describes the evolution of the quasiparticle distribution in a $2N$ -level junction in a space of 2^{2N} states. The accessible state space and the rate equation simplifies in the limit when the spin-conserving relaxation is much faster than the spin-flip scattering i.e. $\chi \gg \gamma$. In this regime the system relaxes over the time scale $1/\chi$ to the lowest energy state with a given total spin (i.e. the difference between the number of occupied positive levels and empty negative levels): when all the levels below a certain energy are occupied and the levels above are empty. The slower spin-flip relaxation processes then reduce the total spin by removing a pair of quasiparticles, by annihilating a pair of positive levels or by creating a pair of occupied negative levels, followed by the quick relaxation to the lowest energy state. Therefore except for the time fraction $O(\gamma/\chi)$ the system occupies one of the $2N + 1$ lowest energy states with a fixed total spin and total number of particles n : $n \in \{0, 1, \dots, 2N\}$. Consequently, the time evolution on the long-time scale is obtained by solving the rate equation for $p_n(t)$ in this reduced space. Finally note that while spin-conserving relaxation cannot generate non- 2π -current signatures, it enhances the fractional Josephson signatures by keeping the system in the lowest energy state with a given particle number, and therefore preventing excited quasiparticles from reaching continuum before $n = 2N$ (see App. B).

The transition rate from state n to n' is the sum of all the transition rates to intermediate states that are accessible through a spin non-conserving relaxation process:

$$\begin{aligned} \Gamma_{n \rightarrow n'}(t) = & \sum_{N + \Pi(\frac{t}{T}) \leq i < j}^n \gamma_{ij}(t) \delta_{n-2, n'} \\ & + \sum_{n < i < j}^{N+1 - \Pi(\frac{t}{T})} \gamma_{ij}(t) \delta_{n+2, n'}. \end{aligned} \quad (12)$$

Here if the lower bound of the sum is higher than its upper bound, the sum equals to zero and $\Pi(x) \equiv \Theta(\text{frac}(x) - 1/2)$, with $\text{frac}(x)$ the fractional part of x . The first term in Eq. (12) is the loss of two occupied levels, energetically favorable when $n > N + 1$ in the first half of a period and $n > N$ in its second half. The second term models the gain of two occupied levels, favorable when $n < N$ in the first half of the period and $n < N - 1$ in the second half of the period. Note that the junction ground state $n = N$ remains always an absorbing state (immune to spin-flip relaxation processes), while additionally the excited state $n = N + 1$ is an absorbing state in the first half of the period, and $n = N - 1$ is an absorbing state in the second half of the period. Finally, the shift operator W in Eq. (8) becomes in the reduced basis $W_{n \rightarrow n'} = \delta_{n+1, \min\{n', 2N\}}$. For a positive bias voltage the state space could be further reduced by eliminating the transient states $0 \leq n < N - 1$. The remaining $N + 2$ states are all communicating and form an irreducible Markov chain.

D. Current and power spectrum

The Josephson current I carried by the junction consists of the ground state contribution I_{gs} , and the non-equilibrium part I_{ne} , due to excited quasiparticle states:

$$I = I_{gs} + I_{ne}. \quad (13)$$

In the following we consider a long Josephson junction with $2N$ levels. Because each Andreev level carries current i_0 and there are N levels filled in equilibrium, the non-equilibrium current equals

$$I_{ne}(t) = i_0(n_s - N), \quad (14)$$

with the total number of particles $n_s = \sum_{j=1}^{2N} s_j$.

In the steady state $\langle I_{ne}^\infty(t) \rangle$ is 2π -periodic (here and later $\langle x \rangle$ is the statistical average), and the approximate 4π -periodicity manifests as a peak in the noise power spectrum at half-integer multiples of the Josephson frequency.^{4,14} The finite-frequency power spectrum of the Josephson current reads:

$$P(\omega) = \lim_{C \rightarrow \infty} \frac{1}{C} \int_0^C dt \int_0^C dt' \langle I(t)I(t') \rangle e^{i\omega(t-t')}. \quad (15)$$

Using the 2π -periodicity of $p_s(t)$ in the steady state, the power spectrum simplifies to

$$P(\omega) = \frac{1}{T} \int_0^T dt \int_0^\infty dt' \langle I(t)I(t') \rangle e^{i\omega(t-t')}. \quad (16)$$

When expanding the current operator using Eq. (13), the power spectrum splits into three contributions involving the correlators $\langle I_{ne}I_{ne} \rangle$, $\langle I_{gs}I_{gs} \rangle$ and $\langle I_{ne}I_{gs} \rangle$. Accordingly, the power spectrum decomposes into contributions from the respective correlators:

$$P(\omega) = P_{ne-ne}(\omega) + P_{gs-gs}(\omega) + P_{ne-gs}(\omega), \quad (17)$$

with the contribution from both $ne-gs$ and $gs-ne$ correlators included in the last term.

The terms in the power spectrum decomposition containing the contribution from the 2π -periodic ground state current do not exhibit signatures of a fractional Josephson effect. For example, $P_{gs-gs}(\omega)$ consists of a series of delta peaks at integer multiples of the Josephson frequency. By substituting I_{gs} from Eq. (5) in $P_{gs-gs}(\omega)$ it follows that the power spectrum at positive frequency reads:

$$P_{gs-gs}(\omega) = \frac{i_0^2}{2\pi} \sum_{k=1}^{\infty} \frac{1}{k^2} \delta(\omega - k\omega_J). \quad (18)$$

The same holds for the cross-term contribution to the power spectrum since in the long-time limit the steady state non-equilibrium current is independent of the ground state current:

$$\begin{aligned} P_{ne-gs}(\omega) &= \frac{2}{C} \text{Re} \int_0^C dt \int_0^C dt' \langle I_{ne}^\infty(t) \rangle I_{gs}(t') e^{i\omega(t-t')}, \\ &= 2\text{Re}[\langle I_{ne}^\infty(\omega) \rangle I_{gs}^*(\omega)]. \end{aligned} \quad (19)$$

Since both $\langle I_{ne}^\infty(\omega) \rangle$ and $I_{gs}(t)$ are 2π -periodic, $P_{ne-gs}(\omega)$ is also a series of Dirac delta functions at integer multiples of the Josephson frequency.

The non- 2π -periodic contributions to the Josephson effect are due entirely to the non-equilibrium correlator $\langle I_{ne}I_{ne} \rangle$. Using the definition (14) it reads:

$$\langle I_{ne}(t+\tau)I_{ne}(t) \rangle = i_0^2 \sum_{s,s'} (n_{s'} - N)(n_s - N) p(s', t+\tau; s, t), \quad (20)$$

where the joint probability $p(s', t+\tau; s, t)$ denotes the probability that the system is in state s' at time $t+\tau$ ($\tau > 0$) and in state s at time t . The joint probability is further expanded using the conditional probability $p(s', t+\tau; s, t) = p(s', t+\tau|s, t)p(s, t)$. Since the quasiparticle occupation dynamics is Markovian, we compute the conditional probability $p(s', t+\tau|s, t)$ by solving Eqs. (7) or (12) with the initial condition $p_s(t) = 1$. Furthermore, in the long-time limit, t is far from an initial time t_0 , such that the system has already reached its steady state and $p_s(t)$ may be replaced by $p_{s,\infty}(t)$. Consequently, the power spectrum (16) reads:

$$P_{ne-ne}(\omega) = 2i_0^2 \int_0^\infty d\tau \cos(\omega\tau) \frac{1}{T} \int_0^T dt \sum_{s,s'} (n_{s'} - N) \times (n_s - N) p(s', t+\tau|s, t) p_{s,\infty}(t). \quad (21)$$

The expression (21) allows us to compute the noise power spectrum by numerically determining the steady state $p_{s,\infty}(t)$, solving the rate equation with different initial conditions and numerical integration.

III. SHORT JUNCTIONS

In order to illustrate the role of two-particle relaxation in the appearance of the 4π -periodic Josephson effect we consider first a minimal setup for the case of short junctions where there are at most two levels in the junction. In the short junction limit $E_T \gg \Delta$, any terms on the order of Δ/E_T are neglected. Consequently, the dispersion has a cosine shape (3) with a single level in the junction, and therefore no two-particle relaxation for most values of φ . Nevertheless, for any finite ratio Δ/E_T , there are always two levels in the junctions near $\varphi = 2n\pi$ allowing for two-particle relaxation. The small phase interval over which the two levels coexist reads from Eq. (2), $\Delta\varphi \approx 4\Delta/E_T$.

Since the spectrum is 2π -periodic, it is sufficient in the following to focus on a single period $\varphi \in (-\pi, \pi]$. The two right-moving states coexisting at $\varphi \simeq 0$ are determined from Eq. (2): $\varepsilon_0 = \Delta \cos(\varepsilon_0/E_T - \varphi/2) > 0$ and $\varepsilon_1 = -\Delta \cos(\varepsilon_1/E_T - \varphi/2) < 0$. At $\varphi = 0$ the negative energy state ε_1 is empty, which is equivalent to having an excited left-moving quasiparticle in eigenstate ε_0^- . Relaxation of the right-moving quasiparticle into an empty left-moving quasiparticle or equivalently emptying

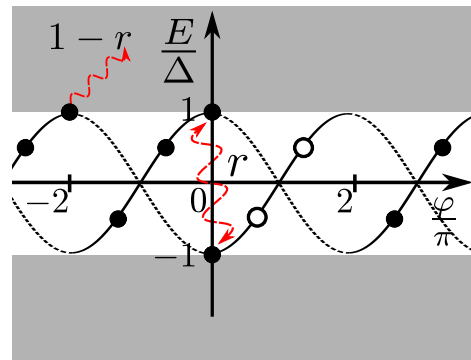


FIG. 3. Model for short junctions $E_T \gg \Delta$. The figure shows two-particle relaxation generating a 4π -periodic occupation of single right-moving state. The sine-shaped curves are the Andreev state energies as a function of φ . The overlap of two energy levels near $\varphi = 2\pi n$ is not shown. By convention we only consider right-moving states (black solid lines) and their occupation marked with solid dots for filled and open circles for empty states. At $\varphi = -2\pi$ the excited quasiparticle escapes into the continuum (grey area) with probability $1-r$. Therefore the right-moving state remains filled for $-2\pi < \varphi < 0$. In contrast, at $\varphi = 0$ a two-particle relaxation process takes place (with probability r). Then the Andreev state becomes empty for $0 < \varphi < 2\pi$. Consequently, the occupation of the state in $(-2\pi, 0)$ is recovered only after two periods for $2\pi < \varphi < 4\pi$.

levels ε_0 and ε_1 leads to an energy change:

$$-(\varepsilon_0 + \varepsilon_1) \approx -\frac{2\Delta^2}{E_T} \sin(\varphi/2). \quad (22)$$

Therefore two-particle relaxation is energetically favorable when $\varepsilon_0 > -\varepsilon_1$ for $0 < \varphi < 2\Delta/E_T$. This conclusion holds in general due to spectrum periodicity, such that two-particle relaxation is allowed whenever $2n\pi < \varphi < 2n\pi + 2\Delta/E_T$.

When an excited quasiparticle is close to the continuum at any $\varphi \in [2\pi n, 2\pi n + 2\Delta/E_T)$, it can either go through a two-particle relaxation process with a probability r , or escape into the continuum with probability $1-r$. Since for short junctions $\Delta/E_T \ll 1$, we model both relaxation processes as occurring at discrete times when $\varphi = 2\pi n$ (see Fig. 3). After this simplification, the effect of two-particle relaxation becomes formally equivalent to the opening of the spectral gap by an applied in-plane magnetic field.^{14,22} In that case, $1-r$ is the probability that the fermion parity of the junction changes due to Landau-Zener tunneling across a magnetically induced gap at $\varphi = 2\pi n$. Because the models are identical, we naturally reproduce the results of Refs. 14 and 22 in the short-junction limit.

We choose $\varphi_0 = 0$, so that $\varphi = 2eVt/\hbar$, and the occupation probability of the single Andreev level is constant within each period $p(t) \equiv p(n)$ with $n = [t/T]$. The master equation now assumes the form:

$$p(n) = 1 - rp(n-1). \quad (23)$$

In the limit of infinitely strong two-particle dissipation $r = 1$, the occupation probability has period $2T$ and the level occupation alternates indefinitely. Without two-particle dissipation $r = 0$, a steady state where the Andreev level is always filled $p(n) = 1$ is reached already after a single period.

The conditional probability of the level to be filled after any k periods reads as:

$$p(n+k) = \frac{1}{1+r} + (-r)^k \left[p(n) - \frac{1}{1+r} \right], \quad (24)$$

and accordingly the steady-state occupation probability follows in the limit $k \rightarrow \infty$:

$$p_\infty = \frac{1}{1+r}. \quad (25)$$

The current associated with left or right-moving eigenstates in an arbitrary period k follows from the dispersion Eq. (3):

$$I_k^\pm(\varphi) \approx \pm I_c |\sin(\varphi/2)|, \quad I_c = \frac{e\Delta}{2\hbar}, \quad (26)$$

with I_c the critical current in the short-junction limit and $\varphi \in 2\pi(k, k+1]$. We have neglected small corrections to the dispersion on the order of Δ^2/E_T near the continuum at $\pm\Delta$.

The mean current in the k -th period reads:

$$\langle I_k(\varphi) \rangle = I_c (2p_k - 1) |\sin(\varphi/2)|, \quad (27)$$

leading to a 2π -periodic average steady-state current:

$$\langle I_\infty(\varphi) \rangle = I_c \frac{1-r}{1+r} |\sin(\varphi/2)|. \quad (28)$$

Therefore the dc current obtained by averaging $\langle I_\infty(\varphi) \rangle$ over φ reads

$$I_{dc} = \frac{2I_c}{\pi} \frac{1-r}{1+r}. \quad (29)$$

As expected, the dc current decreases to zero in the limit of strong dissipation $r \rightarrow 1$.

The power spectrum from Eq. (16) is determined using the autocorrelation function for $t > t'$:

$$\begin{aligned} \langle I(t)I(t') \rangle &= I_c^2 \left[\frac{(1-r)^2}{(1+r)^2} + \frac{4r(-r)^{\lfloor \frac{t}{T} \rfloor - \lfloor \frac{t'}{T} \rfloor}}{(1+r)^2} \right] \\ &\times \left| \sin\left(\frac{\pi t}{T}\right) \sin\left(\frac{\pi t'}{T}\right) \right|. \end{aligned} \quad (30)$$

Here the first term is the product of mean currents in the long-time limit $\langle I_\infty(t) \rangle \langle I_\infty(t') \rangle$. Since these mean currents are 2π -periodic, they yield delta peaks in the power spectrum at integer frequencies. In the following, we focus on the non-trivial part of the spectrum and

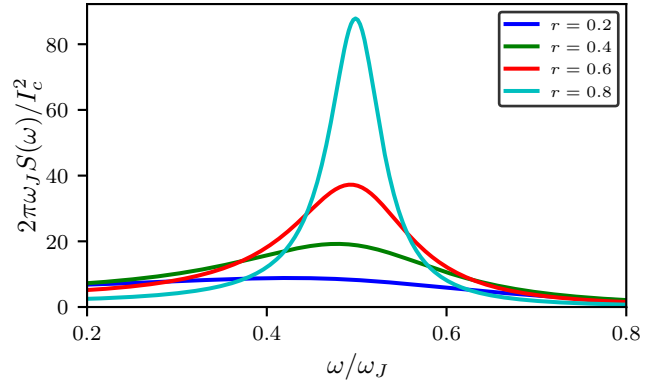


FIG. 4. (Color online) Peak at half the Josephson frequency in the noise spectrum of the supercurrent in short-junctions Eq. (31) for different two-particle dissipation probabilities r .

investigate the noise spectrum, $S(\omega) = P(\omega) - |\langle I_\infty(\omega) \rangle|^2$. Integration over the autocorrelator in Eq. (16) yields

$$S(\omega) = \frac{1-r}{1+r} \frac{I_c^2}{2\pi\omega_J} \frac{1}{\left(\frac{1}{4} - \frac{\omega^2}{\omega_J^2}\right)^2} \frac{4r \cos^2\left(\frac{\pi\omega}{\omega_J}\right)}{(1-r)^2 + 4r \cos^2\left(\frac{\pi\omega}{\omega_J}\right)}. \quad (31)$$

As expected, Eq. (31) recovers the functional form of the noise spectrum from Ref. 14. A peak in $S(\omega)$ at $\omega_J/2$ appears for strong two-particle relaxation $1-r \ll 1$ (see Fig. 4). In this limit the peak has a Lorentzian shape with the height $\pi I_c^2 / (1-r)\omega_J$. The width at half maximum gives the inverse lifetime of the 4π -periodic mean current: $(1-r)\omega_J/\pi = (1-r)/T$, and it matches the parity lifetime $\tau_{4\pi}$ predicted by Eq. (24)

$$\tau_{4\pi} = \frac{T}{1-r} \approx -\frac{T}{\ln r}. \quad (32)$$

We have therefore shown that also in time-reversal symmetric short Josephson junctions, two-particle relaxation can create a 4π -periodic ac Josephson effect. Nevertheless, we expect this effect to be suppressed with the junction size because the probability of two-particle relaxation $r \propto \Delta/E_T \ll 1$. Instead, we will focus in the following on long Josephson junctions, where the case for two-particle relaxation as a source for observable 4π -periodicity becomes stronger. This is due to the existence of many subgap levels, such that there are more channels for relaxation, and spin-flip dissipation processes may occur in general at arbitrary phase values.

IV. LONG JUNCTIONS

A. Introduction and asymptotic behavior

We now turn to analyze long Josephson junctions with multiple Andreev levels $2N \simeq 2\Delta/\pi E_T$ and a linear dispersion relation (4). The subsequent rate equation describing the dynamics of the 2^{2N} vector of state probabilities

can no longer be solved analytically. Using the methods described in Sec. II, we identify signatures of the fractional Josephson effect mainly through numerical simulations and asymptotic analysis. We focus on the fast relaxation approximation II C where the system evolves in a reduced $2N + 1$ set of states. The power spectrum governed by the full rate equation (7) provides qualitatively similar results as we show in App. B.

Simulations start with zero excited quasiparticles in the junctions and an initial phase difference between superconductors $\varphi_0 = -\pi$. Therefore at initial time $t = 0$, the ground state current is at its minimum $I_{gs} = -i_0/2$. The first Andreev level crosses the Fermi level after a period T and it carries an excited quasiparticle, thus contributing to the non-equilibrium current I_{ne} . The time-evolution of the system is solved through numerically propagating the vector of probabilities from the initial state.

Before eventually reaching a periodic steady state, i.e. when the mean current becomes 2π -periodic, the system goes through a transient regime. Two time scales define the evolution in the transient regime. The first one is set by the time required to fill the N energy levels of the junction in the absence of dissipation. Due to injection of a particle every period, this time scale is $\tau_{\text{fill}} = NT$. Simulations are required to exceed τ_{fill} . The second time scale $\tau_{4\pi}$ is characteristic for the decay of the 4π -periodic mean current. This may be extremely long in our ideal setup, growing exponentially (as we will establish later) with the number of levels and dissipation strength. Nevertheless, Eq. (11) determines the steady state even when $\tau_{4\pi}$ exceeds feasible simulation times. In fact, the long correlation time $\tau_{4\pi} \gg T$ will be shown to be the regime where a sharp fractional peak develops in the power spectrum. Asymptotic analysis uncovers in the following the scaling behavior for $\tau_{4\pi}$, confirmed by simulations in the next subsection.

As explained in Sec. I, the condition to have a clear signature for the 4π -periodic effect is that two-particle dissipation is effective enough such that quasiparticles have a small probability to reach the continuum. Since the 4π -periodic signal is due to spin-flip relaxation processes, we consider in the following the evolution of the system in the reduced space of $2N + 1$ steady states of spin-conserving relaxation processes (see Sec. II C). Let $n \geq N$ be the average steady state occupation of a $2N$ -level junction, or in other words that there are $\approx n - N$ right-moving excited quasiparticles. In this 2π -periodic state, the generation of a quasiparticle at the lowest level is compensated by the loss due to two-particle dissipation. Since there are on average $(n - N)(n - N + 1)/2$ pairs of quasiparticles which may annihilate within a period T with rate γ , the total loss of quasiparticles in the case of time-independent dissipation reads:

$$\gamma(n - N)^2 T \sim 1. \quad (33)$$

This condition translates to an average number of filled

levels

$$n \sim N + (\gamma T)^{-1/2}. \quad (34)$$

The above expression assumes a long junction with many levels and excited quasiparticles $2N > n - N \gg 1$.

If there are many levels, it is necessary to have a large number of excited quasiparticles before one quasiparticle is ejected into the continuum. In the absence of such a process, the fermion parity is only changed by the injection of quasiparticles from negative energies with every 2π variation in φ . In the case of fermion parity preserving spin-flip relaxations the 4π -periodic oscillations of fermion parity leads to a 4π -periodic current. However, the above argument misses rare events where a string of relaxation events do not occur. Including such processes can lead to the ejection of a quasiparticle into the continuum. Such events flip the 4π -periodic current reducing the periodicity of the current to 2π beyond a potentially long but finite correlation time. In order to estimate this correlation time, we compute the probability that the system evolves from the steady state n to the state with all levels occupied, such that the highest quasiparticle subsequently escapes into the continuum. The shortest path to the state $2N$ requires the system to advance in increasing order over states $n, n + 1, \dots, 2N$. A further simplification to the rate Eq. (12) involves neglecting the coupling between the differential equations for different states j . We see that this approximation is equivalent to assuming $p_{j+2} \ll p_j$, which is the case for larger dissipation rates, leading to lifetimes $\tau_{4\pi}$ longer than a period T . Since this approximation underestimates p_j (by ignoring decay of states into j), the scaling analysis gives a lower bound for the probability to eject a particle into continuum, and correspondingly an upper bound for the lifetime $\tau_{4\pi}$. Keeping in mind that within each period the state j evolves into the state $j + 1$, the approximations discussed above yield that the solution to Eq. (7a) can be approximated as:

$$p_j \sim p_{j-1} \exp \left[-\gamma \binom{j-N}{2} T \right], \quad (35)$$

with the binomial coefficient being a result of counting the number of possible ways in which two particles may be lost due to dissipation in Eq. (12).

If the system reaches the state $j = 2N$, then it ejects a quasiparticle at the end of a period. Therefore, the average time over which a quasiparticle is emitted, $\tau_{4\pi}$, relates to the inverse of the probability that the system is in state $j = 2N$ (excited here from the steady state n):

$$\frac{T}{\tau_{4\pi}} \sim p_{j=2N} \sim \exp \left[-\gamma \sum_{j=n}^{2N} \binom{j-N}{2} T \right]. \quad (36)$$

This leads to an estimate for the correlation time:

$$\tau_{4\pi} \sim T \exp[(\gamma(n - N)^2(2N - n)T)]. \quad (37)$$

When $\tau_{4\pi} \leq T$ a quasiparticle is ejected almost every period, which means that the 4π -periodic component of

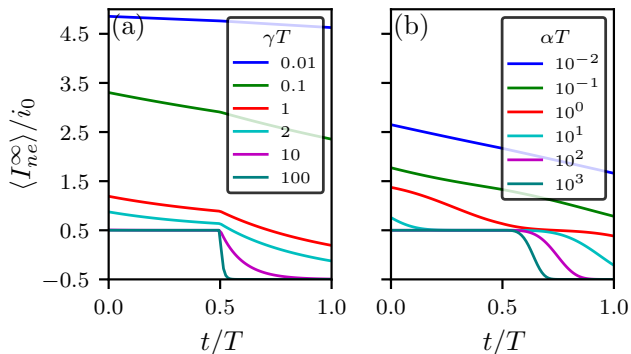


FIG. 5. (Color online) Mean periodic non-equilibrium steady state current for an $2N = 10$ level junction at different dissipation rates. The rates in the legend are in units of Josephson frequency $1/T$ either for (a) time and energy-independent relaxation (γT) or (b) time and energy-dependent relaxation (αT , with dissipation strength α in units of $(\pi E_T)^3$). At small dissipation rates $\alpha T \ll 1$ or $\gamma T \ll 1$ all positive energy levels in the junction are occupied and contribute to a current $\approx Ni_0$.

the current flips almost every period and is therefore ill-defined. Thus $\tau_{4\pi} \sim T$ represents a critical value of dissipation below which the 4π -periodic current disappears. Therefore Eqs. (33) and (37) with $\tau_{4\pi} \sim T$ allow us to estimate the critical dissipation rate γ_c and number of occupied levels n_c :

$$\gamma_c \sim N^{-2}, \quad n_c \sim 2N, \quad (38)$$

that demarcates the appearance of a 4π -periodic component of the current with a long correlation time for weak dissipation and large N . In the regime of strong dissipation rates $\gamma \gg \omega_J$, any quasiparticle pair is annihilated within a period, so the system is in a steady state close to ground-state $n \simeq N$ (see also Fig. 5). This means that $n \simeq N$ and the estimate for $\tau_{4\pi}$ using Eq. (36) is revised to:

$$\frac{\tau_{4\pi}}{T} \sim \prod_{j=0}^N e^{\gamma \binom{j}{2} T} \sim e^{\gamma N^3 T}, \quad (39)$$

which clearly shows how the correlation-time $\tau_{4\pi}$ for the 4π -periodic component of the current diverges exponentially as the number of levels N and Josephson period T increases.

Similar arguments apply for the case of energy-dependent dissipation, but lead to different scaling behaviors for critical dissipation. In the steady state the excitation of one quasiparticle due to driving is compensated by the quasiparticle relaxation:

$$\alpha T \sum_{N < i < j}^n (i+j)^3 \sim \alpha T (n-N)^5 \sim 1. \quad (40)$$

Moreover, the probability that a quasiparticle escapes from the steady state by advancing to the $2N$ state follows

using the same reasoning leading to Eqs. (36) and (37):

$$\frac{\tau_{4\pi}}{T} \sim \exp \left[\alpha \sum_{k=n}^{2N} \sum_{N < i < j}^k (i+j)^3 T \right] \sim e^{\alpha (n-N)^5 (2N-n) T}. \quad (41)$$

Therefore the scaling of the critical dissipation strength α_c and the average number of quasiparticles n_c follow from the estimate of Eq. (40) and the criticality condition $\tau_{4\pi} \sim T$ in Eq. (41):

$$\alpha_c \sim N^{-5}, \quad n_c \sim 2N. \quad (42)$$

As in the case of time and energy-independent relaxation rates, the scaling arguments which assumed $n - N \gg 1$ are consistent with the results for long junctions with many Andreev levels $N \gg 1$, since $n_c \sim 2N$.

In the limit of strong dissipation, the average number of quasiparticles tends to $n \simeq N$ in the steady state, which is close to the ground-state distribution. Therefore the scaling law for the lifetime in the strong-dissipation regime reads:

$$\tau_{4\pi} \sim T e^{\alpha N^6 T}. \quad (43)$$

Note that the above relations hold for α in units of $(\pi E_T)^3$, used in simulations, while the physical dissipation strength $\alpha_{\text{phys}} = \alpha / (\pi E_T)^3 \sim \alpha N^3$. Therefore, the scaling of the critical strength reads $\alpha_{c,\text{phys}} \sim N^{-2}$ and, for strong dissipation, $\tau_{4\pi} \sim T \exp(\alpha_{\text{phys}} N^3 T)$.

In the strong-dissipation limit, the 4π -periodic part of the current develops an exponentially long correlation time (Eqs. (39) and (43)) making the width of the peak in the power spectrum difficult to resolve within our simulation time. Nevertheless, we observe in our simulations the expected asymptotic behavior even for relatively small dissipation strength ranges and number of levels.

The mean current in the steady state follows readily in the limit of strong dissipation. Since energy levels in the long junction are linear in phase with a fixed slope, the mean current is related to the mean number of excited quasiparticles in the junction $i_0(\langle n \rangle - N)$. Simulations in Fig. 5 show that in the limit of strong dissipation the mean current tends to a step function shape. This result is readily understood from the rate Eq. (12) by identifying the absorbing states of the Markov chain in each half of a period. In the first part of the period there are two absorbing states, the ground state N which carries zero current $I_{ne} = 0$ and the state with one excited right-moving quasiparticle $N + 1$, $I_{ne} = i_0$. Since each state comes with a probability 1/2 to be realized, the mean non-equilibrium current in the steady state, in the limit of strong dissipation is $0.5i_0$. Similarly, in the second half of the period, the absorbing states are the ground state N and $N - 1$ (physically the state with a left-moving quasiparticle), due to relaxation of a right-moving particle becoming energetically favorable. Consequently, the mean non-equilibrium current is $-i_0/2$. Indeed, the limiting behavior of the mean non-equilibrium current in Fig. 5

reads:

$$\lim_{\gamma, \alpha \rightarrow \infty} \frac{\langle I_{ne}^\infty(t) \rangle}{i_0} = \left[\frac{1}{2} - \Pi\left(\frac{t}{T}\right) \right]. \quad (44)$$

The dc current contribution of the Andreev levels in the junction is obtained by averaging the 2π -periodic steady-state current over a period. The resulting current-voltage characteristic is shown in Fig. 6 for both (a) time-independent and (b) time-dependent dissipation. In the low-bias or strong-dissipation limit, the occupation essentially follows the ground state of the appropriate fermion parity, leading to an almost vanishing average current due to perfect compensation of mean currents inside a period Eq. (44). However, due to excitation of a particle in every period, it is equally likely that a single positive level becomes occupied (i.e. the state $N+1$, with different fermion parity from the ground state). In this case, according to the rate Eq. (12), when the quasiparticle is excited beyond the first (positive energy) crossing in the Andreev spectrum it is favorable for the state to decay into the state $N-1$ on a time-scale γ^{-1} for time-independent dissipation. Therefore a straightforward calculation gives the average current over the period:

$$I_{dc} \simeq \frac{i_0}{\gamma T} = \frac{2eVi_0}{h\gamma}, \quad (45)$$

which linearly goes to zero at small bias voltages as seen from Fig. 6(a). In the limit of a very long junction $N \gg 1$, the average occupancy is given by Eq. (34). This leads to a dc current at intermediate voltages where $\gamma T \ll N^2$ that is given by

$$I_{dc} \sim i_0(\gamma T)^{-1/2} \propto \sqrt{V}, \quad (46)$$

which is non-linear in a rather N -independent way as seen from Fig. 6(a). Therefore, the observation of a linear voltage dependence (Eq. 45) or the square-root voltage dependence (Eq. 46) of the dc current indicates a low filling of the junction.

In the small dissipation limit or large voltage limit (but $eV < \Delta$) relaxation becomes ineffective and all $2N$ levels in the junction are eventually occupied (physically only the N right-moving excited quasiparticles survive). This leads to a total dc current which saturates at Ni_0 . For a large number of level junction the saturation is difficult to observe since it requires exponentially small dissipation rates (see Fig. 6).

At very strong dissipation rates, the simulations are unable to faithfully reproduce the exponentially narrow fractional peak in the power spectrum due to a limited frequency resolution. Nevertheless, we determine analytically the qualitative features of the power spectrum in the asymptotic limit of strong dissipation, $\tau_{4\pi} \gg T$ or rates $\gamma \gg \omega_J$. In the following we prove that indeed the fractional Josephson peak in this parameter regime has a Lorentzian shape with height proportional to the lifetime $\tau_{4\pi}$.

The fermion parity $\sigma(t) = \pm 1$ in an ideal long QSH Josephson junction without two-particle dissipation is constant since the excitation of a quasiparticle at the Fermi level is offset by loss of a quasiparticle to continuum. In contrast, strong two-particle relaxation may prevent quasiparticles to reach the continuum through recombination and loss of quasiparticles as soon as they are excited in the lower Andreev levels. Hence the fermion parity flips every 2π change of phase due only to the 2π -periodic excitation of a quasiparticle at the Fermi level. Since the fermion parity is recovered only after a 4π phase change, the Josephson current is 4π -periodic. In this limit, the fermion parity autocorrelator reads:

$$\langle \sigma(t)\sigma(t') \rangle \approx \text{sgn}[\cos(\pi t/T) \cos(\pi t'/T)] e^{-|t-t'|/\tau_{4\pi}}. \quad (47)$$

Defects to the 4π -periodic order occur on the scale of time intervals $|t-t'|$ longer than $\tau_{4\pi}$ due to a finite probability to promote quasiparticles to the last level and to eject them into the continuum. Therefore in the long-time limit, rare events ultimately decorrelate the current yielding $\langle \sigma(t) \rangle = 0$ and a 2π -periodic mean current ensues.

Signatures of 4π -periodicity are still captured in the power spectrum of the junction. We focus here only on the non-equilibrium current autocorrelator which yields the nontrivial signal. The autocorrelator with explicit dependence on the fermion parity reads:

$$\begin{aligned} \langle I_{ne}(t)I_{ne}(t') \rangle &= \sum_{\sigma\sigma'} E[I_{ne}(t)I_{ne}(t')|\sigma(t)=\sigma, \sigma(t')=\sigma'] \\ &\quad \times p(\sigma(t)=\sigma; \sigma(t')=\sigma'), \end{aligned} \quad (48)$$

with $E[\dots|\dots]$, the conditional expected value. Any topological character of the power spectrum must be related to the cases where the 4π -periodic fermion parity lifetime $\tau_{4\pi}$ is long compared to fluctuations of the quasiparticle occupation τ_{qp} and the inverse Josephson frequency. In the strong two-particle relaxation limit, we assume that the conditional expectation value of the current factorizes as:

$$E[I_{ne}(t)I_{ne}(t')|\sigma(t)\sigma(t')] \approx E[I_{ne}(t)|\sigma(t)]E[I_{ne}(t')|\sigma(t')], \quad (49)$$

for $|t-t'| \gg t_{qp}$. This is because at times much longer than τ_{qp} , aspects of the quasiparticle occupation apart from the fermion parity should become completely uncorrelated.

From the autocorrelator definition

$$\langle \sigma(t)\sigma(t') \rangle = \sum_{\sigma\sigma'} \sigma\sigma' p(\sigma(t)=\sigma; \sigma(t')=\sigma'), \quad (50)$$

we obtain the joint probability distribution for the fermion parity in Eq. (48):

$$p(\sigma(t); \sigma(t')) = \frac{1 + \sigma(t)\sigma(t')\langle \sigma(t)\sigma(t') \rangle}{4}. \quad (51)$$

Therefore the current autocorrelator reduces to:

$$\langle I_{ne}(t)I_{ne}(t') \rangle = \langle I_{ne}(t) \rangle \langle I_{ne}(t') \rangle + I_F(t)I_F(t')\langle \sigma(t)\sigma(t') \rangle, \quad (52)$$

with the parity dependent average current:

$$I_F(t) = \frac{1}{2} \sum_{\sigma} \sigma E [I_{ne}(t) | \sigma(t) = \sigma]. \quad (53)$$

In the limit of a large $\tau_{4\pi}$, the leading contribution of the non-equilibrium current to the power spectrum reads:

$$P_{ne-ne}(\omega) \approx |\langle I_{ne}(\omega) \rangle|^2 + \int_0^{2T} dt dt' I_F(t) I_F(t') \times \sum_n e^{i\omega(t-t'+2nT)} \langle \sigma(t) \sigma(t') \rangle. \quad (54)$$

The first term depends on the product of 2π -periodic mean currents and it only contributes to integer peaks in the power spectrum. The second contribution to the power spectrum reads after performing a Poisson resummation over the correlator:

$$P_{ne-ne}(\omega) - |\langle I_{ne}(\omega) \rangle|^2 = \frac{\omega_J}{2\pi\tau_{4\pi}} \int_0^{2T} dt dt' \sum_k I_F(t) I_F(t') \times \frac{e^{ik\omega_J(t-t')/2}}{(\omega - k\omega_J/2)^2 + 1/\tau_{4\pi}^2} \text{sgn}[\cos(\omega_J t/2) \cos(\omega_J t'/2)], \quad (55)$$

$$= \sum_k |\bar{I}_k|^2 \frac{\omega_J/2\pi\tau_{4\pi}}{(\omega - k\omega_J/2)^2 + 1/\tau_{4\pi}^2},$$

with $\bar{I}_k = \int_0^{2T} dt I_F(t) \text{sgn}[\cos(\omega_J t/2)] e^{ik\omega_J t/2}$. The strong dissipation result Eq. (55) shows that the lifetime $\tau_{4\pi}$ is proportional to the peak height, which is displayed in Figs. 10, 11, and 12, and it is inversely proportional to the peak width.

B. Numerical results

Following the qualitative analysis of the 4π -periodic current behavior, we now discuss the results of our numerical simulations in $2N$ -level junctions for both models of dissipation.

The mean current in the steady state is 2π -periodic, as determined by the state probability vector in the long-time limit Eq. (11). The computation of the steady state vector additionally simplifies for the energy-independent dissipation rate model since the dissipation matrix Γ is time-independent in each half of a period for the evaluation of Eq. (10). For time and energy-dependent dissipation the state probability vector in the long-time limit Eq. (11) is obtained through finite time-difference evaluation of Eq. (10) and the resulting mean non-equilibrium current is shown in Fig. 5(b). As expected from Eq. (44), for both models, in the limit of strong dissipation $\gamma T \gg 1$ or $\alpha T \gg 1$, the mean number of quasiparticles in the junction relaxes towards the same distribution and yields the same mean current. Integrating the steady state current over a period yields the dc current shown in Fig. (6). Both low and strong-dissipation limits discussed in the previous section are confirmed in the numerical simulations. At low dissipation the dc current saturates at Ni_0

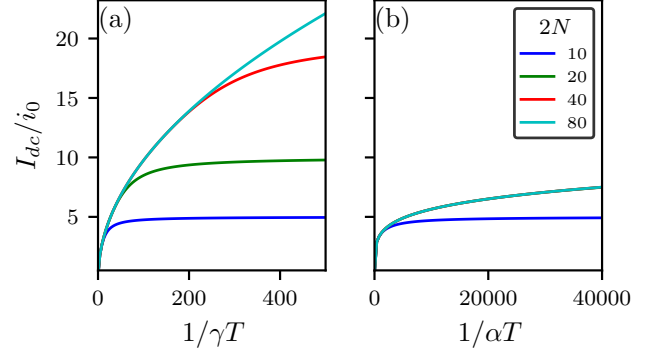


FIG. 6. (Color online) Current-voltage characteristic with increasing number of $2N$ levels in the junction. Dissipation rates are (a) time-independent γ or (b) time and energy-dependent, with dissipation strength α in units $(\pi E_T)^3$. For strong dissipation or small voltage $V = h/2eT$ the dc current tends to 0, while at large voltage (but $eV < \Delta$) or low dissipation rates the dc current must saturate at Ni_0 . The panels share the legend showing the number of $2N$ levels in the junctions.

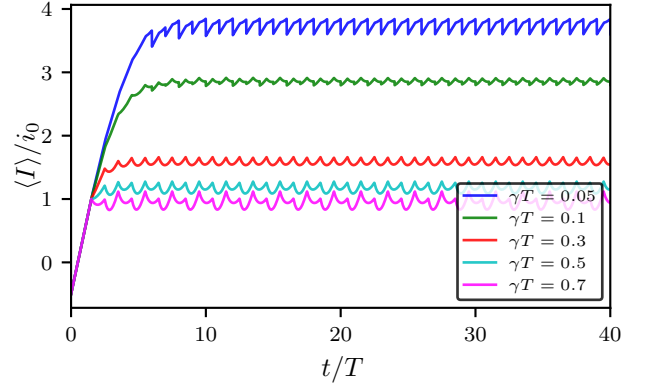


FIG. 7. (Color online) Mean current as a function of time shows loss of 4π -periodicity at small time-independent dissipation rates in a $2N = 10$ level junction.

and at strong dissipation it goes to linearly in voltage and inverse dissipation rate to zero.

To gain intuition about the power spectrum, we also investigate the mean currents in the transient regime. The total mean current $\langle I \rangle$ ($I = I_{gs} + I_{ne}$) of the system follows by solving the rate equation and using Eqs. (5) and (14). The 4π -pattern of the Josephson current remains visible in the mean current when the system evolves for time scales below $\tau_{4\pi}$. We exemplify in a $2N = 10$ -level junction the loss of 4π -periodicity in the current occurring either for time-independent dissipation (Fig. 7) or for time-dependent dissipation (Fig. 8). The current evolution over the first periods is dictated by the time scale required to fill the levels $\tau_{fill} \approx NT$. We see that $\tau_{4\pi}$ becomes larger when increasing dissipation rates (more than 40 cycles in Fig. 8), while at lower dissipation rates it quickly decays into a 2π -periodic current. The amplitude

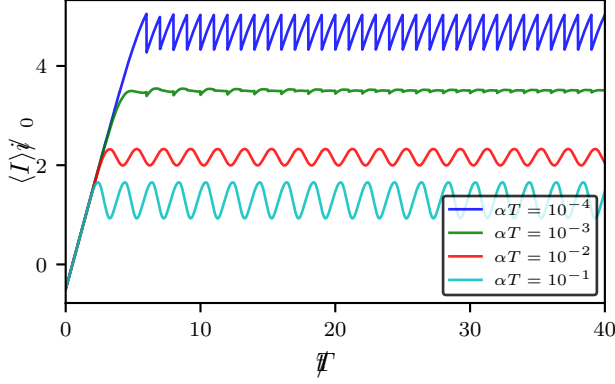


FIG. 8. (Color online) Mean current as a function of time shows loss of 4π -periodicity in an $2N = 10$ level junction at small time-dependent dissipation rates α in units of $(\pi E_T)^3$.

of the mean current may become very small in some cases. This is due to compensation between the linear increase of the ground-state current within a period and the almost linear decrease of the non-equilibrium current inside a period [see Fig. 5(a) and (b)].

The lifetime of the 4π -periodic current is separately determined from the knowledge of the evolution operator (10) over a period $U(t+T, t)$. The evolution operator for the rate equation is a Markov matrix with eigenvalues $|\lambda_1| > |\lambda_2| \geq \dots \geq |\lambda_{2N+1}|$. The unique steady state corresponds to the largest eigenvalue $|\lambda_1| = 1$. The other states are transient and over n periods they decay to the steady state as $|\lambda_{i>1}|^n$. Therefore an upper bound estimate of $\tau_{4\pi}$ is given by second largest eigenvalue λ_2 , which controls the decay of the last, most long-lived transient state:

$$|\lambda_2|^n \simeq e^{-nT/\tau_{4\pi}}, \quad \tau_{4\pi} \simeq -\frac{T}{\ln |\lambda_2|}. \quad (56)$$

Note that this equation reproduces the short-junction result (32), where $\lambda_2 = -r$. The scaling relations, drawn in the previous subsection, predicting exponential growth of $\tau_{4\pi}$ with dissipation strength and number of levels are now verified directly using Eq. (56). Since the transient state approaches exponentially fast the steady state ($|\lambda_2| \rightarrow 1$), the difference between them surpasses quickly the machine precision as either dissipation strength or number of levels increases. The results are presented in Fig. 9 for both dissipation models. At strong dissipation, the results confirm the exponential dependence of $\tau_{4\pi}$ lifetime on dissipation strength and on the number of levels [$\exp(N^3)$ for time-independent dissipation or $\exp(N^6)$ for time-dependent dissipation] from Eqs. (39) and (43).

Finally, we compute the power spectrum in both models and show the presence of the fractional peak at strong two-particle dissipation rates. For time and energy-independent dissipation rates γ , the expression for the non-equilibrium power spectrum (21) further simplifies by analytically integrating over the long measurement

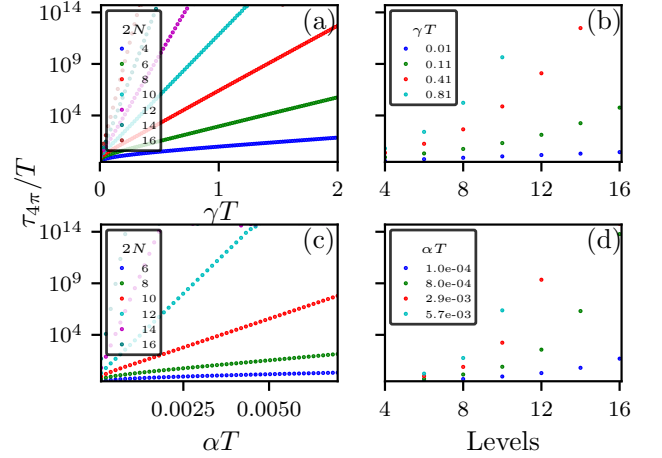


FIG. 9. (Color online) Lifetime of the 4π -periodic current evaluated from the largest subunitary eigenvalue of the evolution operator. Panels (a) and (b) stand for energy independent dissipation and panels (c) and (d) time-dependent relaxation. The common y axis uses logarithmic scale. Exponential growth with dissipation strength in (a) and (c). Panels (b) and (d) show exponential growth with the number of levels for time-independent and, respectively, time-dependent relaxation αT in accordance with the scaling relations in Eq. (39), respectively (43).

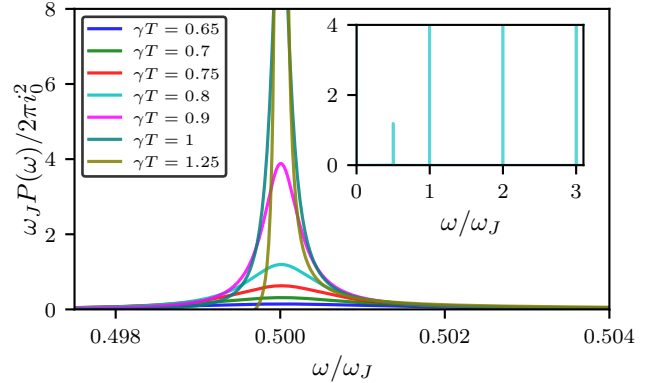


FIG. 10. (Color online) Fractional peak in the finite-frequency power spectrum for an 6-level junction with time and energy-independent relaxation rates γ . The inset shows also the usual delta peaks at integer frequencies ω/ω_J due to trivial 2π components of the Josephson current at a given dissipation strength. The system was evolved over 10^5 cycles.

time τ [see Appendix (C)]. For time-dependent dissipation rates, the time evolution operator for the state probabilities becomes time-dependent. Consequently, the time integrals in the power spectrum require time-ordered products and the simple expression (C2) for the power spectrum may no longer be used. Instead the power spectrum is determined by numerically propagating the vector of probabilities according to Eqs. (11) and (21).

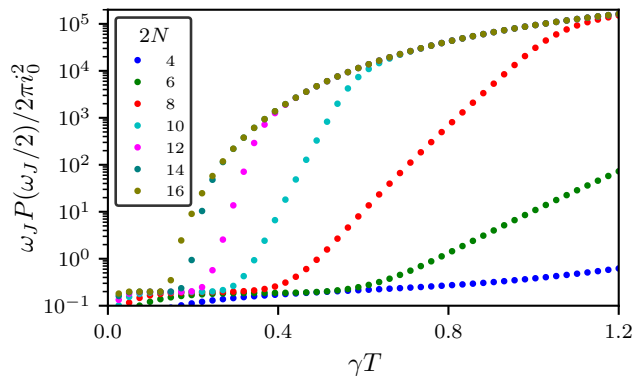


FIG. 11. (Color online) Height of the fractional peak in the power spectrum for the time and energy-independent dissipation rates γ for increasing number $2N$ of levels in the junction. The peak height is proportional to the lifetime $\tau_{4\pi}$ and shows the predicted exponential growth with dissipation strength. The peak for any junction deviates at large values from the correct result and saturates due to finite simulation length (here 10^7 cycles).

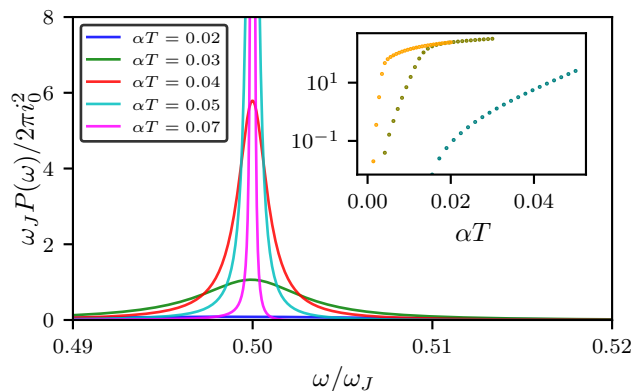


FIG. 12. (Color online) Fractional peak in the finite frequency power spectrum for a 6-level junction in the time and energy-dependent relaxation model at different dissipation strengths α (simulation time span is 10^5 cycles). The inset presents the evolution of the fractional peak height (proportional to the lifetime $\tau_{4\pi}$) for 6, 8, and 10-level junctions (simulation time span is 10^4 cycles). The dissipation strength α is measured in units of $(\pi E_T)^3$.

The power spectrum for time-independent dissipation (Fig. 10 and 11) and for time and energy-dependent dissipation (Fig. 12) both show the signature of 4π -periodic Josephson effect in peaks at half-Josephson frequency $\omega/\omega_J = 1/2$. The integer peaks in the power spectrum are also present, as Dirac delta peaks, or diverging with the length of the simulation. In contrast, the fractional peaks develop at some critical dissipation strength and have a finite width, associated with the lifetime of the 4π -periodic mean current. For time-independent dissipation we run simulations of 10^5 Josephson cycles, for increasing

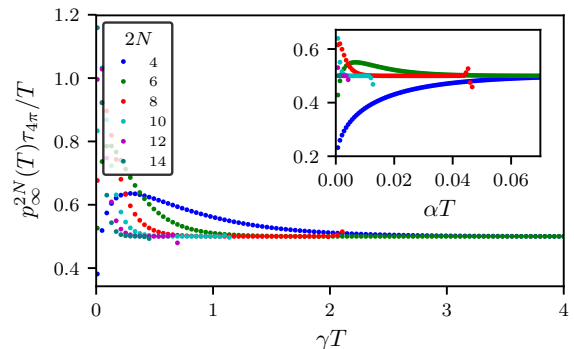


FIG. 13. (Color online) The fermion parity lifetime $\tau_{4\pi}$ is inverse proportional to the average population of the last level at its entrance into the continuum $p_{\infty}^{2N}(T)$. Data where $\tau_{4\pi}/T$ exceeds 10^{14} is excluded. The main panel shows the results for the time-independent relaxation model, with the inset, for the time-dependent dissipation model. The shared legend shows the number of levels in the junctions.

number of levels in the junction. Using Eq. (C2), we extract the behavior of the peak corresponding to even longer simulation times (see Fig. (11)). At relative high dissipation rates or number of levels, the lifetime surpasses the simulation time, leading to an unphysical saturation of the peak height. The observed exponential dependence on dissipation strength, before saturation, reinforces the previous results from Fig. 9. Moreover the exponential peak develops at some critical dissipation which is indeed lowered with the number of levels increase as suggested by Eq. (38). The same conclusions are supported in the case of time and energy-dependent dissipation rates in Fig. 12. The fractional peak diverges even faster with dissipation strength and number of levels, as suggested by Eq. (43), and the critical dissipation strength is lowered with the number of levels.

Our hypothesis, that the lifetime $\tau_{4\pi}$ is inversely proportional with the probability that the particles reach the continuum, is checked once more in the strong dissipation regime. The particle loss to the continuum due to ejection from the last level is given by the average population of quasiparticles in the steady state, in the highest Andreev level at its entrance into the continuum of states above the gap $p_{\infty}^{2N}(T)$. Therefore the product $\tau_{4\pi} \times p_{\infty}^{2N}$ must tend to a constant, independent on the number of levels. Fig. 13 shows that at strong dissipation, where $\tau_{4\pi}$ is well estimated by the second eigenvalue of the evolution operator over a period, the fermion parity lifetime $\tau_{4\pi}$ is indeed inverse proportional to the population of the last level for both our models for relaxation.

V. CONCLUDING REMARKS

In this article we have proved that two-particle relaxation in long QSH junctions generates a long-lived

4π -periodic Josephson current for two different models of dissipation. The 4π -periodicity is due to a 4π -periodicity in the fermion parity of the junction. We have shown how effective two-particle relaxation protects such periodicity as it counteracts the single-particle dissipation events into the continuum of states above the superconducting gap.

The signatures of 4π -periodicity manifest in the junction power spectrum as a peak at half of the Josephson frequency $\omega/\omega_J = 1/2$ similar to the one expected in topological junctions supporting Majorana fermions. These findings offer a possible explanation to the observed signatures of 4π -periodicity in Josephson junctions made of HgTe/CdTe quantum wells.⁸ This hinges however on the effectiveness of two-particle dissipation rates in the experiments. Nevertheless, our proposed mechanism to generate a 4π -periodicity is generic. The two-particle dissipation leads to a dc current in addition to the 4π -periodic current, which has universal (i.e. N -independent) voltage dependences (Eq. 45 and Eq. 46). At low voltages corresponding to the limit of small but universal dc current, we find that the lifetime of the 4π -periodic diverges exponentially, limited only by quasiparticle poisoning and voltage noise for both our relaxation models with the number of levels, two-particle dissipation strength, and inverse Josephson frequency or bias. This leads to an exponentially higher and sharper fractional Josephson peak in the power-spectrum of the current. The observation of such correlation between voltage dependence of the dc current as well as the spectral peak height in the long junction limit would be a validation of the fractional Josephson effect.

ACKNOWLEDGMENTS

D.S. thanks O. Yudilevich for valuable discussions. This research was supported by the Foundation for Fundamental Research on Matter (FOM), the Netherlands Organization for Scientific Research (NWO/OCW) as part of the Frontiers of Nanoscience program, and an ERC Starting Grant. J.D.S. acknowledges the funding from Sloan Research Fellowship and NSF-DMR-1555135 (CAREER).

Appendix A: Circuit damping

The present Appendix derives the cubic energy dependence of two-particle relaxation rates due to coupling of the Josephson junction to its electromagnetic environment.

The QSH junction and its environment are modeled following Ref. 23 which treats dephasing of a superconducting qubit. The Josephson junction (S) plus bath (B) are described by the Hamiltonian:

$$H = H_S + H_B + H_{SB}, \quad (\text{A1})$$

where the last term is the Josephson junction coupling to the bath. The Josephson junction Hamiltonian is

expanded near φ_0 ,

$$\begin{aligned} H_S &= \frac{E_C}{2} n^2 + H_J(\varphi) \\ &\approx \frac{E_C}{2} n^2 + H_J(\varphi_0) + \frac{\hbar}{2e} J(\varphi_0) \delta\varphi + \frac{1}{2} E_J \delta\varphi^2, \end{aligned} \quad (\text{A2})$$

where J is the current in the junction and E_J , the Josephson energy. Without loss of generality φ_0 is set to 0, and $\delta\varphi$ is denoted simply by φ .

A large set of harmonic oscillators indexed by α models the electromagnetic bath:

$$H_B = \frac{1}{2} \sum_{\alpha} \left(\frac{p_{\alpha}^2}{m} + m\omega_{\alpha}^2 x_{\alpha}^2 \right). \quad (\text{A3})$$

The system-bath Hamiltonian models the coupling between the environment voltage fluctuation δV and the charge n on the superconducting leads:

$$H_{SB} = en\delta V = en \sum_{\alpha} \lambda_{\alpha} x_{\alpha}, \quad (\text{A4})$$

with x_{α} the oscillator displacements. The coupling constant λ_{α} are effective impedances determined by the bath spectral density,

$$\mathcal{J} = \frac{\pi}{2m} \sum_{\alpha} \frac{\lambda_{\alpha}^2}{\omega_{\alpha}} \delta(\omega - \omega_{\alpha}) = \omega \text{Re}[Z_t(\omega)], \quad (\text{A5})$$

where $Z_t(\omega) = [i\omega C + Z^{-1}(\omega)]^{-1}$, with $Z(\omega)$, the impedance of the environment seen by the junction.

Since the level spacing δ for bath energy levels is very small, the dispersion of the coupling constants is approximated

$$\lambda_{\alpha}^2 \approx 2m\omega^2 \text{Re}Z_t(\omega) \delta / \pi \hbar. \quad (\text{A6})$$

The total Hamiltonian, after neglecting the irrelevant shift $H_J(0)$, reads:

$$\begin{aligned} H &= \frac{1}{2m} \left(mE_J \varphi^2 + \sum_{\alpha} p_{\alpha}^2 \right) + \frac{m}{2} \left(\frac{E_C}{m} n^2 + \sum_{\alpha} \omega_{\alpha}^2 x_{\alpha}^2 \right) \\ &\quad + \frac{2en}{m} \sum_{\alpha} \lambda_{\alpha} x_{\alpha} + \frac{\hbar}{2e} J \varphi. \end{aligned} \quad (\text{A7})$$

The total Hamiltonian H is more transparently written in vector-matrix notation in a basis of canonically conjugate variables, momentum-like $\eta = (\sqrt{mE_J} \varphi, p_{\alpha})^T$ and position-like $\zeta = (\hbar n / \sqrt{mE_J}, x_{\alpha})^T$:

$$[\zeta_j, \eta_k] = i\hbar \delta_{jk}, \quad (\text{A8})$$

as

$$H = \frac{1}{2m} \eta^T \eta + \frac{m}{2} \zeta^T M \zeta + \frac{\hbar}{2e} \frac{\eta_1 J}{\sqrt{mE_J}}. \quad (\text{A9})$$

The position-mixing matrix M reads

$$M = \begin{pmatrix} \Omega^2 & \boldsymbol{\lambda}^T \\ \boldsymbol{\lambda} & \text{diag}(\{\omega_{\alpha}^2\}) \end{pmatrix}, \quad (\text{A10})$$

where $\hbar\Omega = \sqrt{E_C E_J}$, λ is the vector of couplings $e\lambda_\alpha \sqrt{E_J/m/\hbar}$, and $\text{diag}(\{\omega_\alpha^2\})$ is a large diagonal matrix of environment oscillator frequencies.

The matrix M is diagonalized $M = UDU^T$, with $D = \text{diag}(\Omega^2, \{\omega_\alpha^2\})$. In new canonically conjugate variables $\eta' = U\eta$ and $\zeta' = U\zeta$, the total Hamiltonian becomes diagonal, except for the ‘‘interaction’’ term in J :

$$H = \frac{1}{2m}\eta'^T \eta' + \frac{m}{2}\zeta'^T D \zeta' + \frac{\hbar}{2e} \frac{(U^T \eta')_1 J}{\sqrt{mE_J}}. \quad (\text{A11})$$

The last term explicitly reads:

$$\frac{(U^T \eta')_1 J}{\sqrt{mE_J}} = U_{11} \varphi' J + \sum_\alpha \frac{U_{\alpha 1}}{\sqrt{mE_J}} p'_\alpha J, \quad (\text{A12})$$

where $U_1 = (U_{11}, U_{\alpha 1}, U_{\alpha 2}, \dots)^T$ is the first eigenvector of M with corresponding eigenvalue close to Ω^2 . First order perturbation theory in small coupling constants λ_α determines

$$U_{\alpha 1} = U_{11} \sqrt{\frac{E_J}{m}} \frac{e\lambda_\alpha/\hbar}{\Omega^2 - \omega_\alpha^2}, \quad (\text{A13})$$

where U_{11} is fixed by requiring that U_1 is normalized. Remark that to first order $\Omega' = \Omega$ and $\omega'_\alpha = \omega_\alpha$.

Therefore the interaction term reads:

$$H_{\text{int}} = \frac{U_{11} J}{2} \left[\frac{\hbar \varphi'}{e} + \sum_\alpha \frac{\lambda_\alpha}{m(\Omega^2 - \omega_\alpha^2)} p'_\alpha \right]. \quad (\text{A14})$$

To compute the two-particle relaxation rates in the junction, we expand the current operator in the basis of Bogoliubov operators:

$$\hat{J} = \sum_{ij} \Lambda_{ij} c_i^\dagger c_j^\dagger + \text{h.c.} + \dots, \quad (\text{A15})$$

where only the terms responsible for spin-flip relaxation processes are written explicitly. We remind again that a term like $c_i c_j$, when e.g. $\text{sgn}(\varepsilon_i) > 0$ and $\text{sgn}(\varepsilon_j) < 0$, signifies that a right-moving quasiparticle on level i is destroyed and becomes a left-moving quasiparticle in j .

The Fermi golden rule determines the two-particle relaxation rate with the Hamiltonian from Eq. (A14):

$$\gamma_{ij} \approx \frac{2\pi}{\delta} \int d\omega_\alpha \frac{(|\Lambda_{ij}| \lambda_\alpha U_{11} |\langle \alpha' | p'_\alpha | 0 \rangle|)^2}{4m^2 (\Omega^2 - \omega_\alpha^2)^2} \delta(\hbar\omega_\alpha - \varepsilon_{ij}), \quad (\text{A16})$$

where $\varepsilon_{ij} = \varepsilon_i + \varepsilon_j$ is the sum of level i and j energies. If $\varepsilon_i + \varepsilon_j > 0$, then γ_{ij} is the rate to annihilate two particles in levels i and j and, if $\varepsilon_i + \varepsilon_j < 0$, it is the rate to fill two holes. Note again that in our convention a particle in a negative energy level is physically equivalent to an empty positive energy left-moving state, and a hole at negative energy is physically an excited left-moving quasiparticle.

Substituting Eq. (A6) for λ_α and the matrix element for momentum p'_α yields

$$\gamma_{ij} \approx \frac{|\Lambda_{ij}|^2 U_{11}^2 \text{Re}[Z_t(\varepsilon_{ij}/\hbar)] |\varepsilon_{ij}|^3}{2(\hbar^2 \Omega^2 - \varepsilon_{ij}^2)^2}. \quad (\text{A17})$$

The normalization factor U_{11} is on the order 1 in a perturbation theory for small coupling constants. Further simplifications are available by assuming a resistive inductance $Z(\omega) \approx R$ and $\Omega \gg |\varepsilon_{ij}|/\hbar$. Therefore to first order, the rates read

$$\gamma_{ij} \approx \frac{R |\Lambda_{ij}|^2 |\varepsilon_{ij}|^3}{2\hbar^4 \Omega^4 (1 + R^2 C^2 \varepsilon_{ij}^2 / \hbar^2)}. \quad (\text{A18})$$

To get the leading behavior for the rates, we approximate the plasma frequency by the superconducting gap $\hbar\Omega \approx \Delta$ and assume that the constant frequency $1/RC$ is longer than the other frequencies in the problem, as for an overdamped junction.

Under this assumptions, we find:

$$\gamma_{ij}(t) \approx \frac{R |\Lambda_{ij}|^2}{2\Delta^4} |\varepsilon_i(t) + \varepsilon_j(t)|^3, \quad (\text{A19})$$

where levels i and j are filled in a state s and empty in its descendant state s' .

The matrix element Λ_{ij} is suppressed by the spin part of matrix elements of the quasiparticle modes and cannot be determined without a microscopic theory. The matrix element becomes zero in a pristine junction. Non-idealities allow for a non-zero value of Λ .

We have thus showed that a good approximation for the two-particle relaxation rates assumes a cubic dependence on the energies of excited quasiparticle levels.

Appendix B: The complete rate equation

This section gathers a few results concerning the full rate equation (7), which comprises both spin-conserving and spin-flip relaxation processes. We show here that the previous results are recovered when spin-conserving processes are much faster than the spin-flip ones, $\chi \gg \gamma$. While the spin-conserving relaxation processes cannot generate a 4π -periodic current, they help to enhance the visibility of the fractional peak by reducing the probability that quasiparticles escape into the continuum. To simplify the analysis, we choose here a model with time and energy-independent relaxation rates χ (fast spin-conserving) and γ (slow spin-flip).

The steady states depend very little on spin-conserving relaxation processes, with differences seen only at small dissipation strengths. Once the spin-flip particle relaxation becomes relevant $\gamma > \gamma_c$, the effects of spin-conserving relaxation processes become negligible (see Fig. (14)). In the strong-dissipation limit the mean steady state current evolves towards the same step distribution as in Eq. (44). Since the periodic steady states are unchanged, the same conclusions also hold for dc currents as in Sec. IV.

The lifetime $\tau_{4\pi}$ corresponding to the decay of most long-lived transient state Eq. (56) is presented in Fig. 15 for a 6-level junction (with similar behavior observed for 8- and 10-level junctions). When χ processes are faster

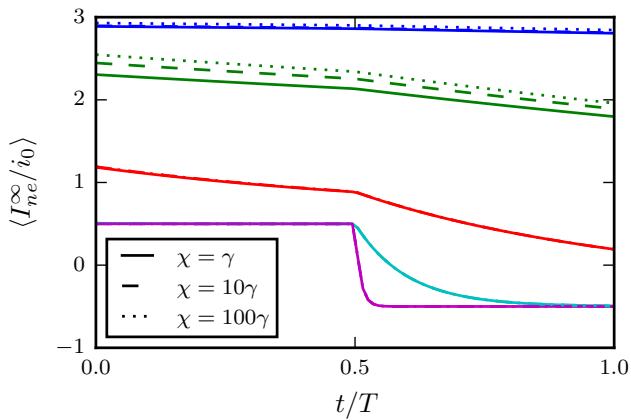


FIG. 14. (Color online) Steady state for different values of spin-conserving dissipation processes χ in a 6-level junction, when γT varies in the set $\{0.01, 0.1, 1, 10, 100\}$. At strong spin-flip dissipation, the effect of spin-conserving dissipation processes is negligible.

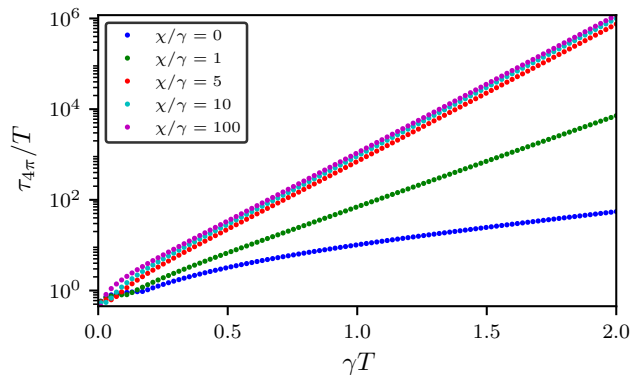


FIG. 15. (Color online) Lifetime for the 4π -mean current for different ratios of rates χ and γ in a 6-level junction. When spin-conserving processes are fast $\chi/\gamma > 1$ the lifetime behavior tends to the result in the fast relaxation approximation.

than γ (which is physically the case) $\chi/\gamma > 1$, the dependence of the lifetime on dissipation strength γ becomes exponential as in the fast relaxation approximation and approaches the known results displayed in Fig. 9(a).

Finally, we compute the power spectrum at some known dissipation γ in a 6-level junction, but now including the effects of spin-flip dissipation processes. At low spin-flip rates χ , the fractional peak in the spectrum is small and

broad. As χ becomes larger than γ , spin-conserving processes help preventing quasiparticles escape into continuum and spin-flip processes become effective in generating the 4π -currents. The fractional peak shown in Fig. 16 recovers the results from Fig. 11 when spin-conserving processes become much faster on the scale of spin-flip processes $\chi \gg \gamma$.

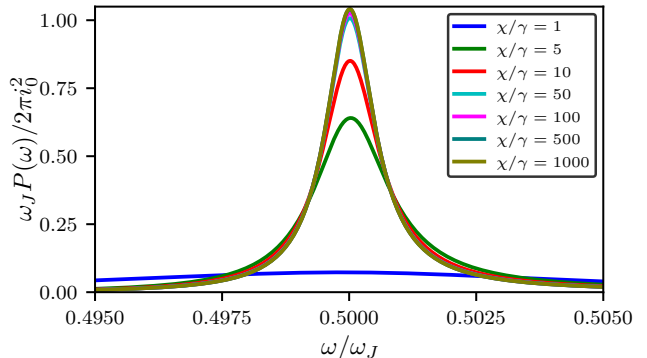


FIG. 16. (Color online) Typical peak at half the Josephson frequency in the spectrum of a 6-level junction. The strength of spin-conserving relaxation processes χ varies for a given magnitude of spin-flip relaxation strength $\gamma T = 0.8$. Simulation length is 10^5 cycles.

Appendix C: Power spectrum for time-independent dissipation

The general expression for the non-equilibrium power spectrum (21) further simplifies when considering time and energy-independent dissipation rates, by first assuming that the long-time interval over which measurement is carried contains a large integer number of M periods, $\tau = MT$. The rate matrix is different in each half of a period due to the possibility of having a positive hole involved in two-hole annihilation processes in the first period, and a negative energy particle involved in two-particle annihilation processes (Eqs. (7) or (12)). Nevertheless the dissipation matrix is constant in time in each half of a period:

$$\mathbf{\Gamma}(t) = \begin{cases} \Gamma_1 & \text{frac}(t/T) < 1/2 \\ \Gamma_2 & \text{frac}(t/T) \geq 1/2 \end{cases}, \quad (\text{C1})$$

with Γ_i not commuting with each other. The evolution operator within any period is denoted by $U(T) = e^{\Gamma_2 \frac{T}{2}} e^{\Gamma_1 \frac{T}{2}}$. Integrating over the measurement time τ yields the non-equilibrium power spectrum:

$$\begin{aligned}
P_{ne-ne}(\omega) = & \frac{2}{T} \text{Re} \left\{ \int_0^{\frac{T}{2}} dt \mathbf{I}_{ne}^T \cdot \left[\frac{e^{\Gamma_1 \frac{T}{2} + i\omega(\frac{T}{2}-t)} - e^{\Gamma_1 t}}{i\omega + \Gamma_1} + \frac{e^{i\omega(T-t)} - e^{-\Gamma_2 \frac{T}{2} + i\omega(\frac{T}{2}-t)}}{i\omega + \Gamma_2} U + \frac{e^{\Gamma_1 t + i\omega T} - e^{i\omega(T-t)}}{i\omega + \Gamma_1} WU \right] \right. \\
& \cdot \sum_{k=0}^{M-1} (WU e^{i\omega T})^k \cdot e^{-\Gamma_1 t} \cdot [\mathbf{I}_{ne} \circ \mathbf{p}_\infty(t)] \\
& + \int_{\frac{T}{2}}^T dt \mathbf{I}_{ne}^T \cdot \left[\frac{e^{i\omega(T-t)} - e^{\Gamma_2(t-T)}}{i\omega + \Gamma_2} + \frac{e^{\Gamma_1 \frac{T}{2} + i\omega(\frac{3T}{2}-t)} - e^{i\omega(T-t)}}{i\omega + \Gamma_1} W + \frac{e^{\Gamma_2(t-T) + i\omega T} - e^{-\Gamma_2 \frac{T}{2} + i\omega(\frac{3T}{2}-t)}}{i\omega + \Gamma_2} UW \right] \\
& \left. \cdot \sum_{k=0}^{M-1} (UW e^{i\omega T})^k \cdot e^{\Gamma_2(T-t)} \cdot [\mathbf{I}_{ne} \circ \mathbf{p}_\infty(t)] \right\} \tag{C2}
\end{aligned}$$

with \circ denoting the Hadamard (element-wise) product and the non-equilibrium current vector $\mathbf{I}_{ne} = i_0(\mathbf{n} - N\mathbf{1})$, with \mathbf{n} the state occupation vector and $\mathbf{1}^T = (1, 1, \dots, 1)$. The geometric sum diverges at integer frequencies $\omega = n\omega_J$, $n \in \mathbb{Z}$, because the evolution operators WU and UW have one as an eigenvalue. At large dissipation or for large number of levels, $\tau_{4\pi}$ diverges, which leads

to additional divergences at fractions of the Josephson frequencies $\omega = (2n+1)\omega_J/2$. At any other frequencies it is safe to perform the summation over k and take the limit $M \rightarrow \infty$ to obtain $(1 - UW e^{i\omega T})^{-1}$ or $(1 - WU e^{i\omega T})^{-1}$.

Compared to Eq. (21), the expression (C2) allows to evolve the system over longer times, thus improving the power spectrum resolution in frequency.

-
- ¹ C. L. Kane and E. J. Mele, *Phys. Rev. Lett.* **95**, 146802 (2005).
 - ² B. A. Bernevig, T. L. Hughes, and S.-C. Zhang, *Science* **314**, 1757 (2006).
 - ³ M. König, S. Wiedmann, C. Brüne, A. Roth, H. Buhmann, L. W. Molenkamp, X.-L. Qi, and S.-C. Zhang, *Science* **318**, 766 (2007).
 - ⁴ L. Fu and C. L. Kane, *Phys. Rev. B* **79**, 161408 (2009).
 - ⁵ A. Y. Kitaev, *Physics-Uspekhi* **44**, 131 (2001).
 - ⁶ H.-J. Kwon, K. Sengupta, and V. M. Yakovenko, *Eur. Phys. J. B* **37**, 349 (2004).
 - ⁷ E. Bocquillon, R. S. Deacon, J. Wiedenmann, P. Leubner, T. M. Klapwijk, C. Brüne, K. Ishibashi, H. Buhmann, and L. W. Molenkamp, *Nat. Nanotechnol.* (2016).
 - ⁸ R. S. Deacon, J. Wiedenmann, E. Bocquillon, F. Domínguez, T. M. Klapwijk, P. Leubner, C. Brüne, E. M. Hankiewicz, S. Tarucha, K. Ishibashi, H. Buhmann, and L. W. Molenkamp, *Phys. Rev. X* **7**, 021011 (2017).
 - ⁹ F. Zhang and C. L. Kane, *Phys. Rev. Lett.* **113**, 036401 (2014).
 - ¹⁰ C. P. Orth, R. P. Tiwari, T. Meng, and T. L. Schmidt, *Phys. Rev. B* **91**, 081406 (2015).
 - ¹¹ Y. Peng, Y. Vinkler-Aviv, P. W. Brouwer, L. I. Glazman,

-
- and F. von Oppen, *Phys. Rev. Lett.* **117**, 267001 (2016).
 - ¹² H.-Y. Hui and J. D. Sau, *Phys. Rev. B* **95**, 014505 (2017).
 - ¹³ J. D. Sau, E. Berg, and B. I. Halperin, ArXiv e-prints (2012), arXiv:1206.4596 [cond-mat.mes-hall].
 - ¹⁴ M. Houzet, J. S. Meyer, D. M. Badiane, and L. I. Glazman, *Phys. Rev. Lett.* **111** (2013).
 - ¹⁵ J. D. Sau and F. Setiawan, *Phys. Rev. B* **95**, 060501 (2017).
 - ¹⁶ J. Bardeen, R. Kümmel, A. E. Jacobs, and L. Tewordt, *Phys. Rev.* **187**, 556 (1969).
 - ¹⁷ C. W. J. Beenakker, *Phys. Rev. Lett.* **67**, 3836 (1991).
 - ¹⁸ N. M. Chtchelkatchev and Y. V. Nazarov, *Phys. Rev. Lett.* **90**, 226806 (2003).
 - ¹⁹ C. Ishii, *Prog. Theor. Phys.* **44**, 1525 (1970).
 - ²⁰ When spin-flip processes are neglected $\gamma = 0$, the closed set contains a single state—the one with all levels filled.
 - ²¹ F. R. Gantmacher, *The theory of matrices*, Vol. 2 (AMS Chelsea Publ., Providence, RI, 2000).
 - ²² D. M. Badiane, L. I. Glazman, M. Houzet, and J. S. Meyer, *C. R. Phys.* **14**, 840 (2013).
 - ²³ Y. Makhlin, G. Schön, and A. Shnirman, *Rev. Mod. Phys.* **73**, 357 (2001).