

# Photoionization of Xe and Rn from the relativistic random-phase theory

Chenkai Qiao,<sup>1,2,\*</sup> Hsin-Chang Chi,<sup>3,\*</sup> Ming-Chien Hsu,<sup>4,\*</sup> Xu-Gen Zheng,<sup>2</sup>  
Gang Jiang,<sup>2</sup> Shin-Ted Lin,<sup>1</sup> Chang-jian Tang,<sup>1</sup> and Keh-Ning Huang<sup>2,4,†</sup>

<sup>1</sup>*College of Physical Science and Technology, Sichuan University, Chengdu, Sichuan, 610064*

<sup>2</sup>*Institute of Atomic and Molecular Physics, Sichuan University, Chengdu, Sichuan, 610064*

<sup>3</sup>*Department of Physics, National Dong Hwa University, Shoufeng, Hualien, 97401*

<sup>4</sup>*Department of Physics, National Taiwan University, Taipei, 10617*

(Dated: January 13, 2019)

Photoionization cross section  $\sigma_{n\kappa}$ , asymmetry parameter  $\beta_{n\kappa}$ , and polarization parameters  $\xi_{n\kappa}$ ,  $\eta_{n\kappa}$ ,  $\zeta_{n\kappa}$  of Xe and Rn are calculated in the fully relativistic formalism. To deal with the relativistic and correlation effects, we adopt the relativistic random-phase theory with channel couplings among different subshells. Energy ranges for giant  $d$ -resonance regions are especially considered.

PACS numbers: 31.15.aj, 31.15.xr, 31.15.vj, 31.30.jc, 32.80.Fb

## I. INTRODUCTION

Photoionization is of crucial importance in understanding atomic structures as well as in astrophysical modeling. Electron correlations and relativistic effects may be analyzed through the study of photoionization processes. It is of particular interest to study high- $Z$  atoms for relativistic effects [1–6]. Direct results arising from relativistic effects are its influences on subshell cross sections, branching ratios, photoelectron angular distributions, and spin polarizations. Previous studies using the relativistic random-phase theory (RRPT) [1–8] also shows that electron-electron correlations play a crucial role in understanding photoionization processes of atomic systems.

Previous studies mainly focus on the cross sections and angular distributions, and less attention was paid to the spin polarizations. The cross sections and angular distributions of Xe and Rn have been carefully studied for both dipole and quadrupole cases. Theoretical works have been done in the Hatree-Fock-Slater theory, nonrelativistic and relativistic random-phase theory, and time-dependent density functional theory [7–12]. These are also investigated experimentally in the previous studies [13–17]. However, a complete analysis of photoionization requires spin polarizations of photoelectrons. The observations of spin polarizations of photoelectrons shall provide us sensitive investigations of relativistic effects as well as interchannel couplings [18].

In recent years, Cherepkov and coauthors have studied spin polarizations of photoelectrons [19–22] and compared with experiment [23]. Cherepkov's work are performed in the nonrelativistic random-phase theory. In this work, we have carried out an analyze on spin polarizations of photoelectrons in the fully relativistic RRPT formalism.

Recently, there are great interests in producing spin-polarized electrons, which are essential for ingredients of spin current in the spintronics field [24] that is efficient in controlling device, with low power consumption and thus promising to act as an effective alternative to conventional electronics. The spin polarizations of the photoelectrons may be affected by phase-shift effects during the optical transition and during the transport through the solid [25]. It is thus important to cross-compare results of spin-resolved photoelectrons from the gas phase of free atoms with spin- and angle-resolved photoemission of condensed matter system. Therefore, due to the promising field of spintronics that may become an alternative to electronics by using spin current for several advantages, the understanding of spin polarization is important and has potential in applications nowadays. This work can fill in this gap and give us guidance to the production of spin polarization through circularly polarized, linearly polarized, or even unpolarized light. These can all be parameterized by three dynamical parameters  $\xi_{n\kappa}$ ,  $\eta_{n\kappa}$  and  $\zeta_{n\kappa}$ .

Moreover, liquid detectors based on noble gas elements have been widely applied to detect energetic particles in nuclear and elementary-particle physics. Among them, liquid Xe detectors are predominantly used in recent renewed dark-matter detection and neutrinoless double-beta decay experiments [26–30]. These liquid detectors, which collect signals through ionization processes, are closely related to the photoionization of Xe. Therefore, to better understand the detector response, the interplay between atomic, nuclear, and elementary-particle physics are indispensable. We wish our study on photoionization of Xe and Rn can shed new lights in this area.

## II. THEORETICAL TREATMENT

### A. Cross Section

The basic transition matrix of photoionization process has the form [18],

\*The first three authors are equally contributed in this work.

†Electronic address: knhuang1206@gmail.com

$$T_{fi} = \frac{4\pi^2 k_\alpha E_\alpha}{\omega c} \langle \psi_f | \boldsymbol{\alpha} \cdot \hat{\boldsymbol{\epsilon}} e^{i\mathbf{k} \cdot \mathbf{r}} | \psi_i \rangle \quad (1)$$

where  $\psi_i$  and  $\psi_f$  are the initial and final state, respectively. The incident photon has the momentum  $\mathbf{k}$  and polarization  $\hat{\boldsymbol{\epsilon}}$ ; the outgoing photoelectron has the momentum  $\mathbf{k}_\alpha$  and energy  $E_\alpha$ , where the subscript  $\alpha$  is the channel index introduced for later convenient. The final state  $\psi_f$  of the photoelectron and residual ion is normalized such that the differential cross section is given by

$$\frac{d\sigma_{fi}}{d\Omega} = |T_{fi}|^2 \quad (2)$$

The perturbing field can be expanded in a sum of electric and magnetic multipole terms  $v_{Jm}^\lambda$

$$\boldsymbol{\alpha} \cdot \hat{\boldsymbol{\epsilon}} e^{i\mathbf{k} \cdot \mathbf{r}} = \sum_{\lambda J m} v_{Jm}^\lambda \quad (3)$$

where the number  $J$  corresponds to the  $2^J$ -pole transitions, and  $\lambda$  represent the type of transition ( $\lambda = E, M$  stands for the electric transition and magnetic transition respectively). Using the Wigner-Eckart theorem, we can decompose the irreducible tensor operator  $v_{Jm}^\lambda$  into reduced matrix elements

$$\langle u_{\varepsilon_\alpha \kappa_\alpha} | v_{Jm}^\lambda | u_{n\kappa} \rangle = \begin{pmatrix} J_\alpha & m & m_0 \\ m_\alpha & J & J_0 \end{pmatrix} D_\alpha(\lambda J) \quad (4)$$

Here we have use the index  $\alpha$  to label the ionization channel  $\alpha = (n\kappa) \rightarrow (\varepsilon_\alpha \kappa_\alpha)$ . The angular momentum of bound state ( $n\kappa$ ) and continuum state ( $\varepsilon_\alpha \kappa_\alpha$ ) electron are denote as  $J_0, m_0$  and  $J_\alpha, m_\alpha$ . The symbol  $D_\alpha(\lambda J)$  denote the reduced matrix elements for electric and magnetic  $2^J$ -pole transitions.

When summing over contributions of transition type as well as all multipole terms  $v_{Jm}^\lambda$ , the total photoionization cross section for state ( $n\kappa$ ) can be expressed as[18]:

$$\sigma_{n\kappa} = \frac{4\pi^4 c}{\omega(2J_0 + 1)} \bar{\sigma}_{n\kappa} \quad (5)$$

where

$$\begin{aligned} \bar{\sigma}_{n\kappa} &= \sum_{\lambda J J_\alpha \kappa_\alpha} D_\alpha^2(\lambda J) \\ &= \sum_{J J_\alpha \kappa_\alpha} [D_\alpha^2(EJ) + D_\alpha^2(MJ)] \end{aligned} \quad (6)$$

The reduced matrix elements  $D_\alpha(EJ)$  and  $D_\alpha(MJ)$  for electric  $2^J$ -pole transitions and magnetic  $2^J$ -pole transitions are defined in reference [18]. In the electric-dipole approximation, only  $D_\alpha(E1)$  terms contribute; therefore to represent the reduced dipole amplitudes, we can use a shorthand notation

$$D_{J_\alpha} \equiv D_\alpha(E1) \quad (7)$$

where  $J_\alpha$  is the total angular momentum of continuum state electron in channel  $\alpha$ .

## B. Angular Distribution and Spin Polarization

Under the electric-dipole approximation, the differential cross section and spin polarization of photoelectrons ejected by arbitrarily polarized light are given by [18]. We present here only the special cases of circular, linear, and unpolarized light:

(i) circular polarized light

$$\frac{d\sigma_{n\kappa}}{d\Omega} = \frac{\sigma_{n\kappa}}{4\pi} [1 - \frac{1}{2}\beta_{n\kappa} P_2(\cos\theta)] \quad (8)$$

$$P_x(\theta, \phi) = \frac{\pm \xi_{n\kappa} \sin\theta}{1 - \frac{1}{2}\beta_{n\kappa} P_2(\cos\theta)} \quad (9)$$

$$P_y(\theta, \phi) = \frac{\eta_{n\kappa} \sin\theta \cos\theta}{1 - \frac{1}{2}\beta_{n\kappa} P_2(\cos\theta)} \quad (10)$$

$$P_z(\theta, \phi) = \frac{\pm \zeta_{n\kappa} \cos\theta}{1 - \frac{1}{2}\beta_{n\kappa} P_2(\cos\theta)} \quad (11)$$

(ii) linear polarized light

$$\frac{d\sigma_{n\kappa}}{d\Omega} = \frac{\sigma_{n\kappa}}{4\pi} F(\theta, \phi) \quad (12)$$

$$P_x(\theta, \phi) = \frac{\eta_{n\kappa} \sin 2\bar{\phi} \sin\theta}{F(\theta, \phi)} \quad (13)$$

$$P_y(\theta, \phi) = \frac{\eta_{n\kappa} \sin\theta \cos\theta (1 + \cos 2\bar{\phi})}{F(\theta, \phi)} \quad (14)$$

$$P_z(\theta, \phi) = 0 \quad (15)$$

$$F(\theta, \phi) = 1 - \frac{1}{2}\beta_{n\kappa} [P_2(\cos\theta) - \frac{3}{2} \cos 2\bar{\phi} \sin^2\theta] \quad (16)$$

(iii) unpolarized light

$$\frac{d\sigma_{n\kappa}}{d\Omega} = \frac{\sigma_{n\kappa}}{4\pi} [1 - \frac{1}{2}\beta_{n\kappa} P_2(\cos\theta)] \quad (17)$$

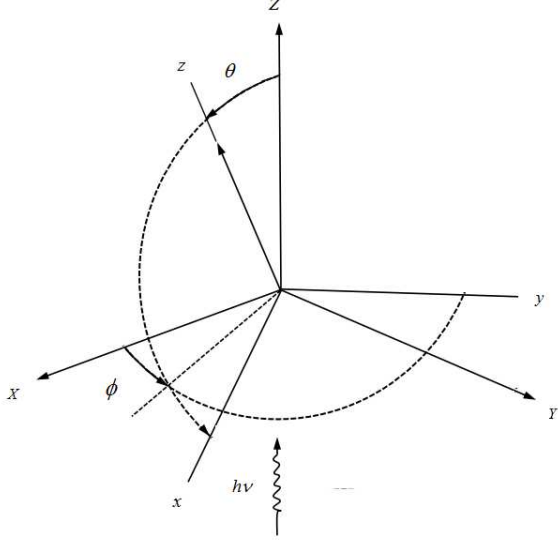
$$P_x(\theta, \phi) = P_z(\theta, \phi) = 0 \quad (18)$$

$$P_y(\theta, \phi) = \frac{\eta_{n\kappa} \sin\theta \cos\theta}{1 - \frac{1}{2}\beta_{n\kappa} P_2(\cos\theta)} \quad (19)$$

The coordinate systems adopted are as follows. The  $Z$  axis of the fixed system at the target is chosen along the direction of incoming photon, and the  $X$  axis in any convenient direction. The rotated coordinate system  $xyz$  is obtained from  $XYZ$  through Euler angles  $(\phi, \theta, 0)$  as shown in Fig. 1. The angle  $\bar{\phi}$  in formulas (12-16) denote the relative azimuthal angle of photoelectron direction with respect to the linear polarization vector. More general formulas on angular distributions and spin-polarizations of photoelectrons including electric and magnetic multipole transitions are shown in Appendix.

The spin-polarization formulas presented above allow us to use dynamical parameters to describe a complete spin-polarization distribution. The spin polarization of the total photoelectron flux is given by  $P_X = P_Y = 0$  and  $P_Z = \delta_{n\kappa} S_3$ , where  $\delta_{n\kappa}$  is the polarization parameter defined as

$$\delta_{n\kappa} \equiv \frac{1}{3}(\zeta_{n\kappa} - 2\xi_{n\kappa}) \quad (20)$$

FIG. 1: Coordinate systems  $XYZ$  and  $xyz$ .

The target electron with initial angular momentum  $J_0 = j$  to be excited to continuum states with angular momenta  $J_\alpha = j - 1, j$ , and  $j + 1$  can be designated by three reduced dipole amplitudes  $D_{j-1}$ ,  $D_j$ , and  $D_{j+1}$ , respectively. Then the subshell cross section can be expressed as

$$\sigma = \frac{4\pi^4 c}{(2J_0 + 1)\omega} \bar{\sigma}_{n\kappa} \quad (21)$$

where

$$\bar{\sigma}_{n\kappa} = |D_{j-1}|^2 + |D_j|^2 + |D_{j+1}|^2 \quad (22)$$

The dynamical parameters for a closed-shell are given by

$$\begin{aligned} \beta_{n\kappa} = & \left\{ \frac{2j-3}{2(2j)} |D_{j-1}|^2 - \frac{(2j-1)(2j+3)}{2j(2j+2)} |D_j|^2 \right. \\ & + \frac{2j+5}{2(2j+2)} |D_{j+1}|^2 \\ & - \frac{3}{2j} \left[ \frac{2j-1}{2(2j+2)} \right]^{1/2} (D_{j-1} D_j^* + C.C.) \\ & - \frac{3}{2} \left[ \frac{(2j-1)(2j+3)}{2j(2j+2)} \right]^{1/2} (D_{j-1} D_{j+1}^* + C.C.) \\ & \left. + \frac{3}{2j+2} \left[ \frac{2j+3}{2(2j)} \right]^{1/2} (D_j D_{j+1}^* + C.C.) \right\} / \bar{\sigma} \end{aligned} \quad (23)$$

$$\begin{aligned} \xi_{n\kappa} = & (-)^{l+j+1/2} \left\{ -\frac{3(2j-1)}{4(2j)} |D_{j-1}|^2 \right. \\ & - \frac{3(2j+1)}{2(2j)(2j+2)} |D_j|^2 + \frac{3(2j+3)}{4(2j+2)} |D_{j+1}|^2 \\ & + \frac{3}{4(2j)} \left[ \frac{(2j-1)(2j+2)}{2} \right]^{1/2} (D_{j-1} D_j^* + C.C.) \\ & \left. - \frac{3}{4(2j+2)} \left[ \frac{2j(2j+3)}{2} \right]^{1/2} (D_j D_{j+1}^* + C.C.) \right\} / \bar{\sigma} \end{aligned} \quad (24)$$

$$\begin{aligned} \eta_{n\kappa} = & i(-)^{l+j+1/2} \\ & \left\{ -\frac{3}{4} \left[ \frac{2j-1}{2(2j+2)} \right]^{1/2} (D_{j-1} D_j^* - C.C.) \right. \\ & + \frac{3}{4} \left[ \frac{(2j-1)(2j+3)}{2j(2j+2)} \right]^{1/2} (D_{j-1} D_{j+1}^* - C.C.) \\ & \left. - \frac{3}{4} \left[ \frac{2j+3}{2(2j)} \right]^{1/2} (D_j D_{j+1}^* - C.C.) \right\} / \bar{\sigma} \end{aligned} \quad (25)$$

$$\begin{aligned} \zeta_{n\kappa} = & \left\{ -\frac{3}{2(2j)} |D_{j-1}|^2 + \frac{3}{(2j)(2j+2)} |D_j|^2 \right. \\ & + \frac{3}{2(2j+2)} |D_{j+1}|^2 \\ & - \frac{3}{2(2j)} \left[ \frac{(2j-1)(2j+2)}{2} \right]^{1/2} (D_{j-1} D_j^* + C.C.) \\ & \left. - \frac{3}{2(2j+2)} \left[ \frac{2j(2j+3)}{2} \right]^{1/2} (D_j D_{j+1}^* + C.C.) \right\} / \bar{\sigma} \end{aligned} \quad (26)$$

The parameter  $\delta_{n\kappa}$  for the total spin polarization is given by

(i)  $l = j + 1/2$

$$\begin{aligned} \delta_{n\kappa} = & \left\{ -\frac{2j-2}{2(2j)} |D_{j-1}|^2 + \frac{1}{2j} |D_j|^2 - \frac{1}{2} |D_{j+1}|^2 \right. \\ & \left. - \frac{1}{2j} \left[ \frac{(2j-1)(2j+2)}{2} \right]^{1/2} (D_{j-1} D_j^* + C.C.) \right\} / \bar{\sigma} \end{aligned} \quad (27)$$

(ii)  $l = j - 1/2$

$$\begin{aligned} \delta_{n\kappa} = & \left\{ -\frac{1}{2} |D_{j-1}|^2 - \frac{1}{2j+2} |D_j|^2 + \frac{2j+4}{2(2j+2)} |D_{j+1}|^2 \right. \\ & \left. - \frac{1}{2j+2} \left[ \frac{2j(2j+3)}{2} \right]^{1/2} (D_j D_{j+1}^* + C.C.) \right\} / \bar{\sigma} \end{aligned} \quad (28)$$

In addition to subshell cross sections  $\sigma_{n\kappa}$  discussed in the previous subsection, the angular distribution and spin

polarization can provide rigorous tests for electron correlations. From equations (23)-(28), it is obvious that the relative phase shifts are taken into account in dynamical parameters  $\beta_{n\kappa}$ ,  $\xi_{n\kappa}$ ,  $\eta_{n\kappa}$ ,  $\zeta_{n\kappa}$ , and  $\delta_{n\kappa}$  and therefore can be observed experimentally in angular-distribution and spin-polarization tests.

### C. Channels Included

To analyse channel couplings among different subshells, we have employed a 18-channel calculation in this work, not only consider the allowed open channels in the giant  $d$ -resonance region, but also include several closed inner-shell channels.

The basic 13 channels allowed in the giant  $d$ -resonance region we consider are

$$\begin{aligned} ns_{1/2} &\rightarrow p_{1/2}, p_{3/2} \\ np_{1/2} &\rightarrow s_{1/2}, d_{3/2} \\ np_{3/2} &\rightarrow s_{1/2}, d_{3/2}, d_{5/2} \\ (n-1)d_{3/2} &\rightarrow p_{1/2}, p_{3/2}, f_{5/2} \\ (n-1)d_{5/2} &\rightarrow p_{3/2}, f_{5/2}, f_{7/2} \end{aligned}$$

where  $n = 5$  for Xe and  $n = 6$  for Rn. We also include the following inner-channel contributions:

$$\begin{aligned} (n-1)p_{1/2} &\rightarrow s_{1/2}, d_{3/2} \\ (n-1)p_{3/2} &\rightarrow s_{1/2}, d_{3/2}, d_{5/2} \end{aligned}$$

These 5 channels, together with the above 13 channels, form the 18 relativistic channels in the context.

## III. RESULTS AND DISCUSSIONS

In this section, we list our results on photoionization processes of Xe and Rn, carefully analyzing the total cross sections, subsection cross sections, subshell angular distributions and spin polarizations in the giant  $d$ -resonance region.

The total photoionization cross sections of the Xe and Rn atoms are shown in Fig. 2. Results calculated through the RRPT formalism with 18-channel couplings and those from NIST FFAST database [32, 33], which are calculated in a Dirac-Hatree-Fock method by Chantler *et al.*, are displayed in the figure respectively as solid and dashed lines, along with experimental results synthesised by Henke *et al.* [31]. In the case of Xe, experimental results from Samson and Stolte [16], Suzuki and Saito are also listed [17] in the figure. From this figure, it is obvious that RRPT results fit better with experiment than those of NIST FFAST database, indicating that random-phase correlations play a dominant role in the giant  $d$ -resonance region. In the energy region between the  $(n-1)d_{3/2}$  and  $(n-1)d_{5/2}$  thresholds, 71-74 eV for Xe and 52-59 eV for Rn, there exist many resonance states which should be treated with the quantum-defect

theory, therefore the cross sections in this region are not given in the figure.

To analyze the channel coupling effects in the giant  $d$ -resonance region, we plot the subshell cross sections  $\sigma_{n\kappa}$  for  $(n-1)d_{3/2}$  and  $(n-1)d_{5/2}$  in Fig. 3, where  $n = 5$  for Xe and  $n = 6$  for Rn, and vertical arrows have been used to label the corresponding photoionization thresholds. We compare our results from RRPT calculated with 18-channel couplings and experimental data from Becker *et al.* [15], and there are some discrepancies. The branch ratios for Xe and Rn are also depicted in the figure. An interesting phenomenon from the picture is that, for subshell cross section  $\sigma_{n\kappa}$  for  $(n-1)d_{5/2}$  orbital, in addition to the giant  $d$ -resonance, exhibits a small interference peak at lower energy, while  $\sigma_{n\kappa}$  for  $(n-1)d_{3/2}$  orbital does not show this small resonance, making a large variation in the branch ratio in this region. This is mainly due to interchannel couplings mentioned earlier:

$$\begin{aligned} (n-1)d_{3/2} &\rightarrow p_{1/2}, p_{3/2}, f_{5/2} \\ (n-1)d_{5/2} &\rightarrow p_{3/2}, f_{5/2}, f_{7/2} \end{aligned}$$

which was first studied by Amusia *et al.* [34] and later discussed by Kumar *et al.* and Govil *et al.* for Xe and Rn [12, 35]. These interchannel couplings makes cross sections of  $(n-1)d_{5/2}$  appear to have a kink near the photoionization threshold, while cross sections of  $(n-1)d_{3/2}$  are not influenced much by these interchannel couplings. Moreover, the interchannel couplings influence the  $(n-1)d_{5/2}$  cross section more for Rn than that of Xe. Previous results from Kumar *et al.* and Govil *et al.* only include several channels in the electric-dipole approximation. Our results, which are calculated in RRPT with 18-channel couplings, demonstrate that these resonant kinks still visible when we include more interchannel couplings

The subshell asymmetry parameters  $\beta_{n\kappa}$  calculated in RRPT with 18-channel couplings are given in Fig. 4. The vertical arrows are used to label the photoionization thresholds of  $(n-1)d_{3/2}$  and  $(n-1)d_{5/2}$  as in Fig. 3. We find that, in contrast to cross sections, interchannel couplings do not affect much angular distributions of  $(n-1)d_{3/2}$  and  $(n-1)d_{5/2}$  orbitals near the photoionization thresholds, both in cases of Xe and Rn. However, interchannel couplings affect angular distributions of  $np_{1/2}$  greatly, giving rise to some structures near photoionization thresholds of  $(n-1)d_{3/2}$  and  $(n-1)d_{5/2}$ .

The subshell polarization parameters  $\xi_{n\kappa}$ ,  $\eta_{n\kappa}$ ,  $\zeta_{n\kappa}$  and subshell total polarization parameters  $\delta_{n\kappa}$  calculated in RRPT with 18-channel couplings have been displayed in Figs. 5-8. In these cases, we find that for parameters  $\xi_{n\kappa}$ ,  $\zeta_{n\kappa}$  and  $\delta_{n\kappa}$ , the interchannel couplings affect spin polarizations of  $(n-1)d_{5/2}$ , causing the appearance of a kink structure near the photoionization thresholds of  $(n-1)d_{3/2}$  and  $(n-1)d_{5/2}$ , especially in the cases of Xe. In addition, polarization parameters  $\eta_{n\kappa}$  and  $\zeta_{n\kappa}$  for  $np_{1/2}$  also exhibit similar structures near photoionization thresholds, especially in the cases of Rn.

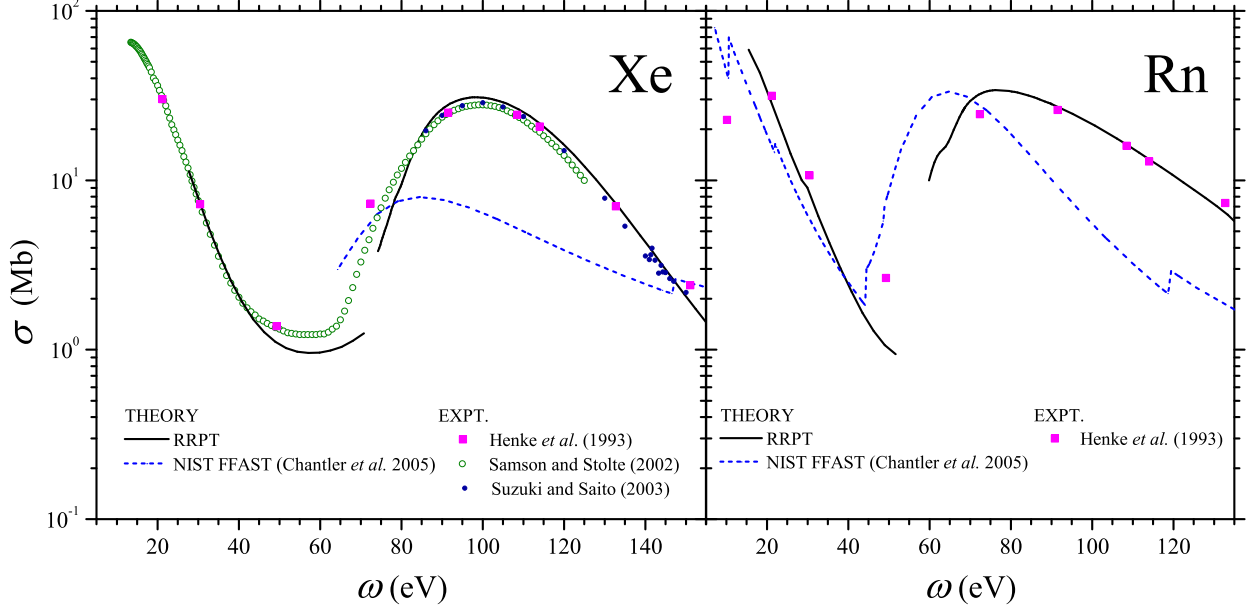


FIG. 2: Photoionization cross sections of Xe and Rn. The solid lines and dashed lines correspond respectively to our results calculated in RRPT and theoretical results of NIST FFAST database calculated in the Dirac-Hatree-Fock method by Chantler *et al.*. Various experimental results are also plotted in this figure.

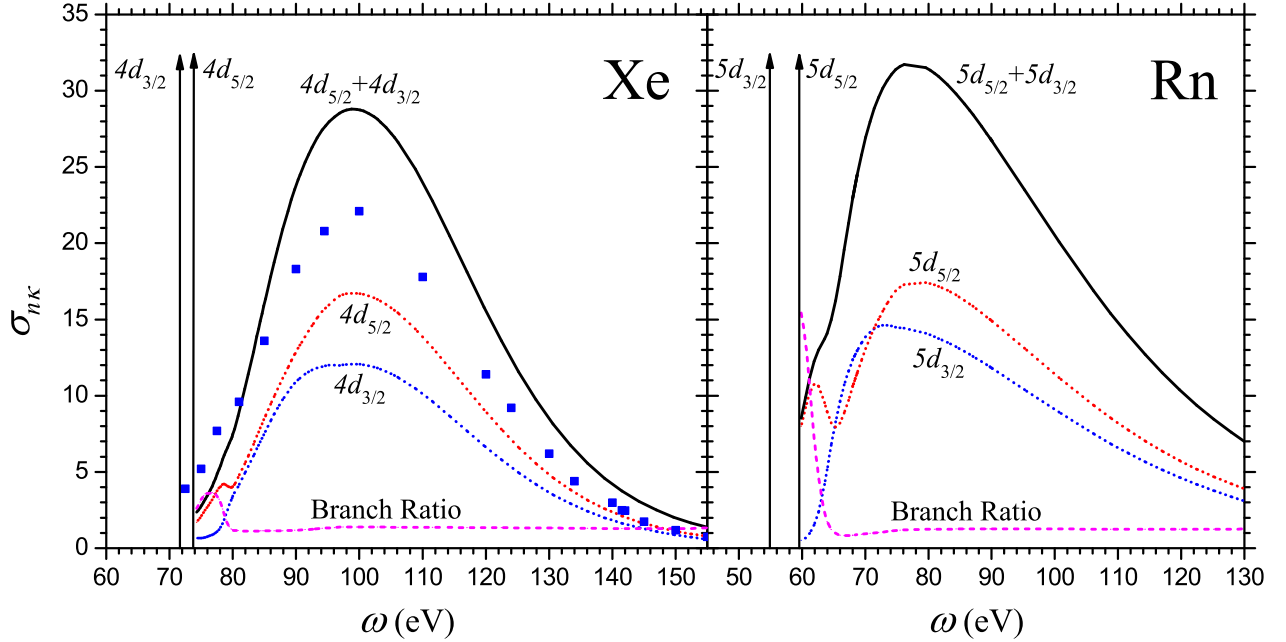


FIG. 3: Comparison of photoionization cross sections for subshells  $(n-1)d_{3/2}$  and  $(n-1)d_{5/2}$  of Xe and Rn in the giant  $d$ -resonance region. The dotted lines correspond to  $(n-1)d_{3/2}$  and  $(n-1)d_{5/2}$  cross sections from RRPT, where  $n = 5$  for Xe and  $n = 6$  for Rn. The squares represent the experimental results for  $4d$  subshell of Xe measured by Becker *et al.* [15]. Branch ratios for subshell cross sections are marked as dashed lines in the figure. The vertical arrows label the photoionization thresholds of  $4d$  for Xe and  $5d$  for Rn.

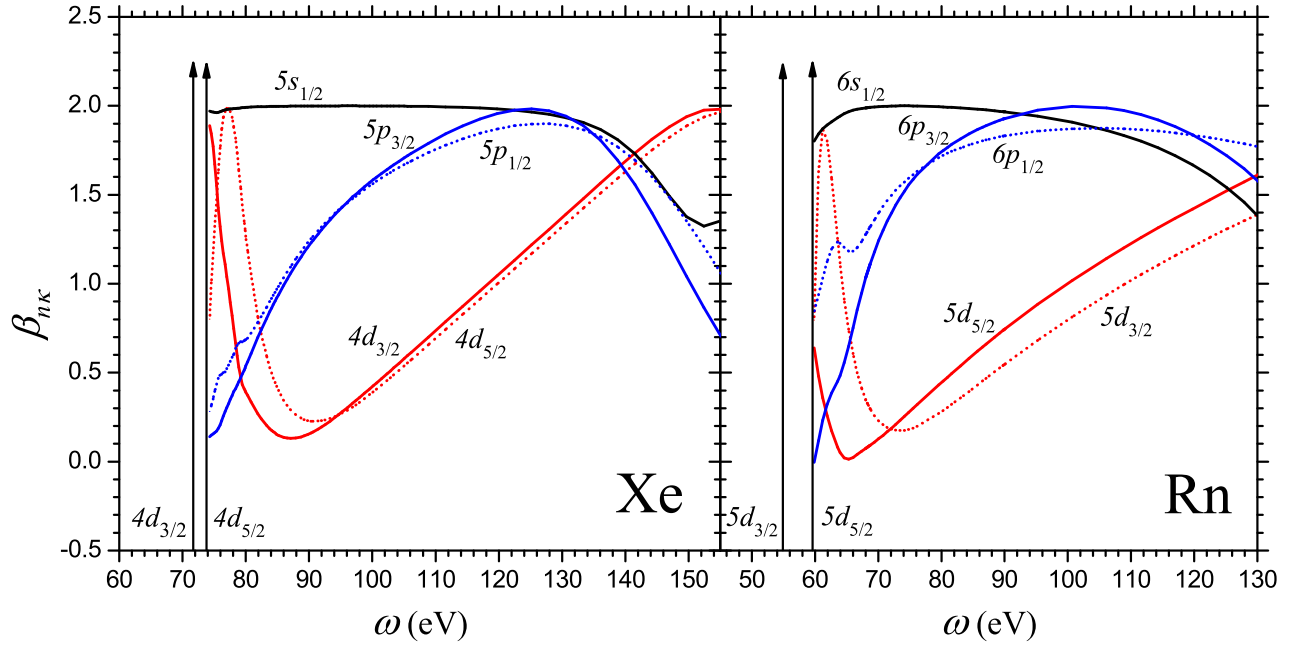


FIG. 4: Subshell asymmetry parameters  $\beta_{n\kappa}$  for Xe and Rn in the giant  $d$ -resonance region from our RRPT. The vertical arrows label the photoionization thresholds of  $4d$  for Xe and  $5d$  for Rn.

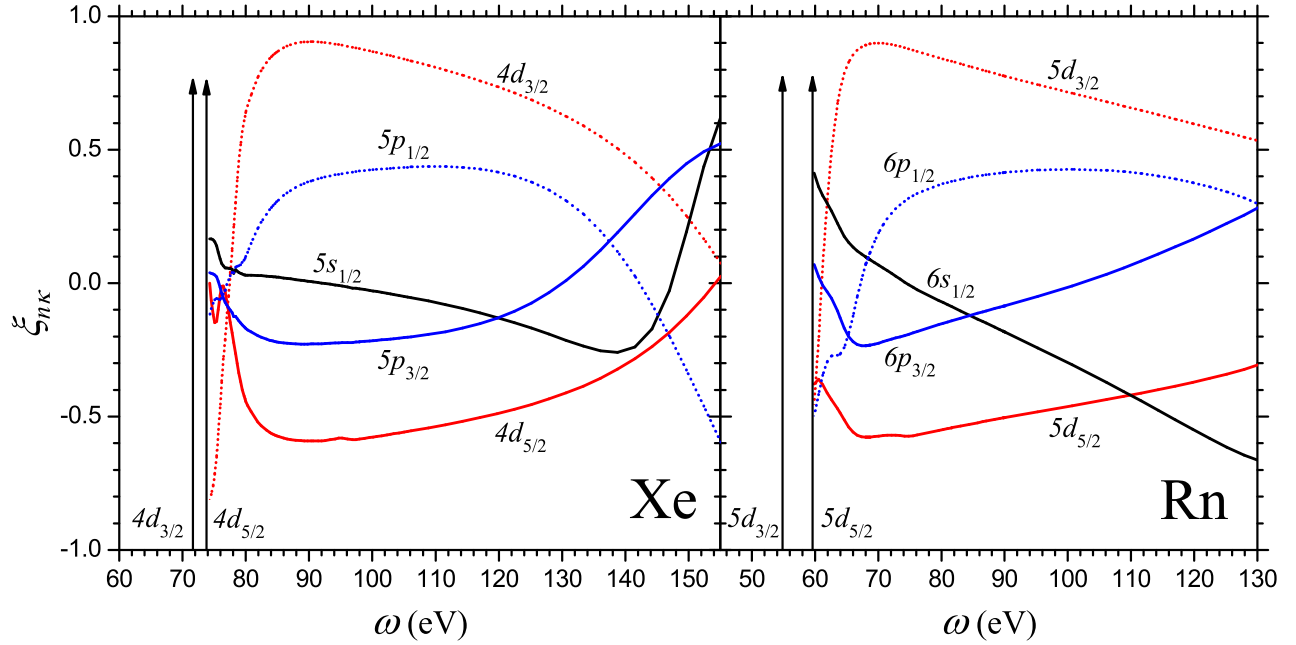


FIG. 5: Subshell polarization parameters  $\xi_{n\kappa}$  for Xe and Rn in the giant  $d$ -resonance region from our RRPT. The vertical arrows label the photoionization thresholds of  $4d$  for Xe and  $5d$  for Rn.

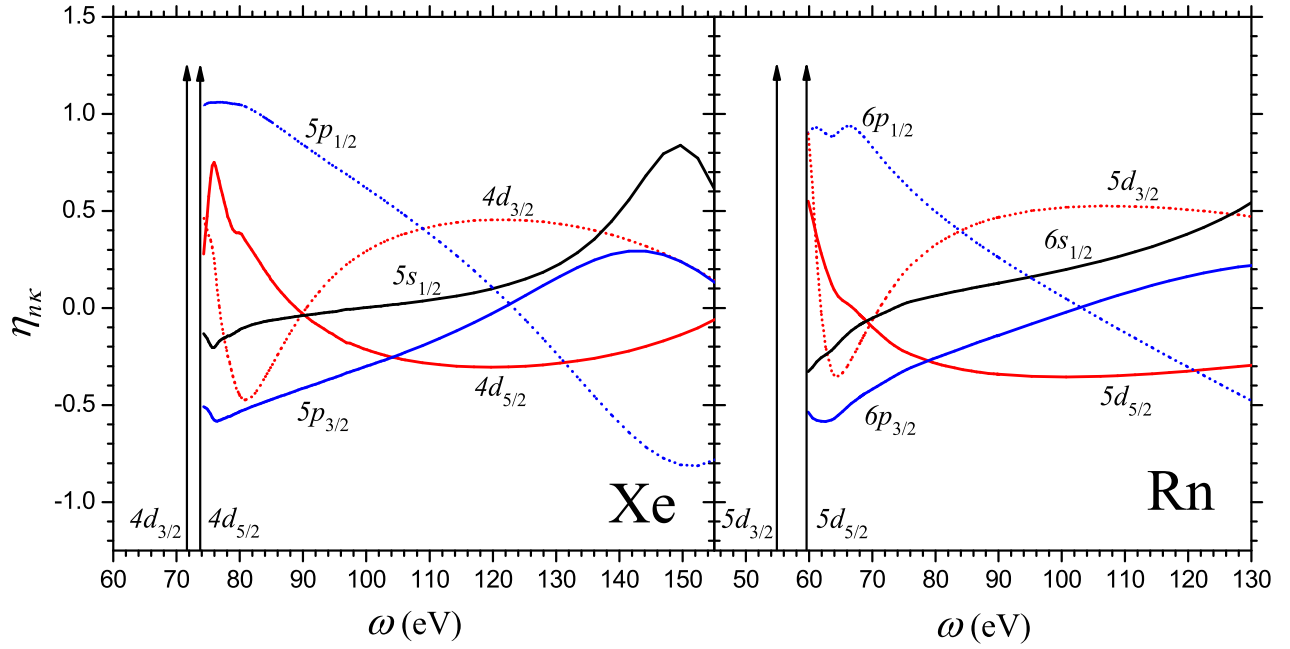


FIG. 6: Subshell polarization parameters  $\eta_{n\kappa}$  for Xe and Rn in the giant  $d$ -resonance region from our RRPT. The vertical arrows label the photoionization thresholds of  $4d$  for Xe and  $5d$  for Rn.

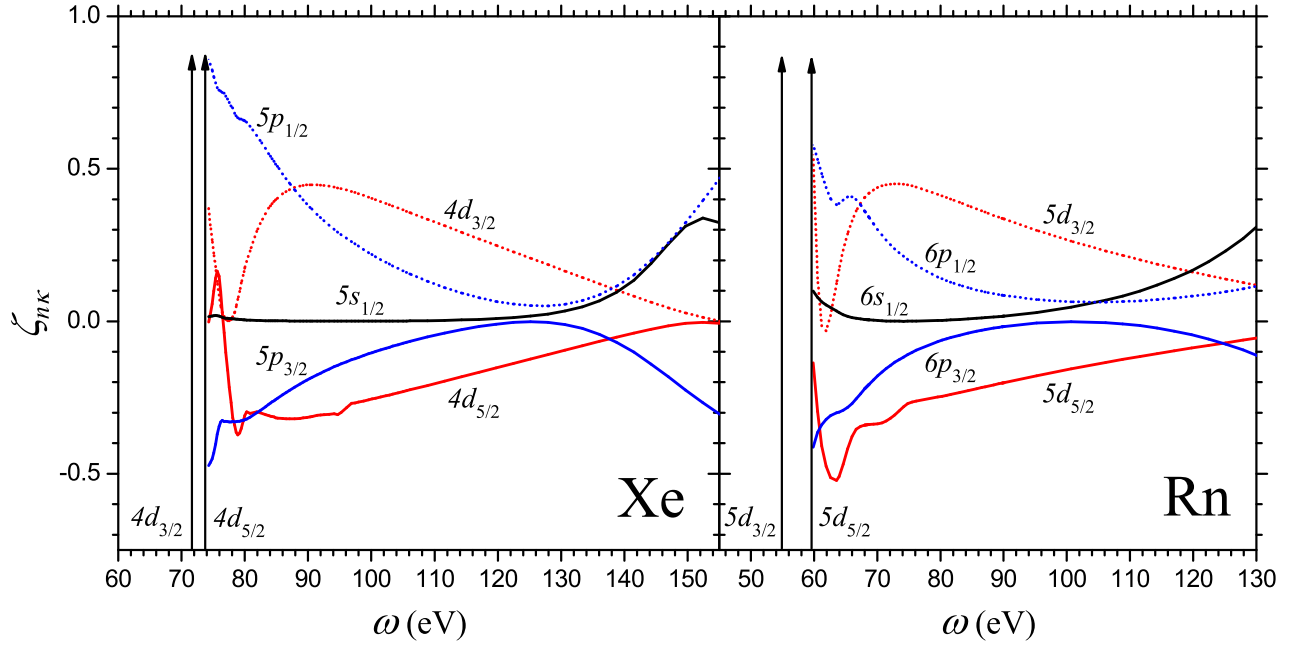


FIG. 7: Subshell polarization parameters  $\zeta_{n\kappa}$  for Xe and Rn in the giant  $d$ -resonance region from our RRPT. The vertical arrows label the photoionization thresholds of  $4d$  for Xe and  $5d$  for Rn.



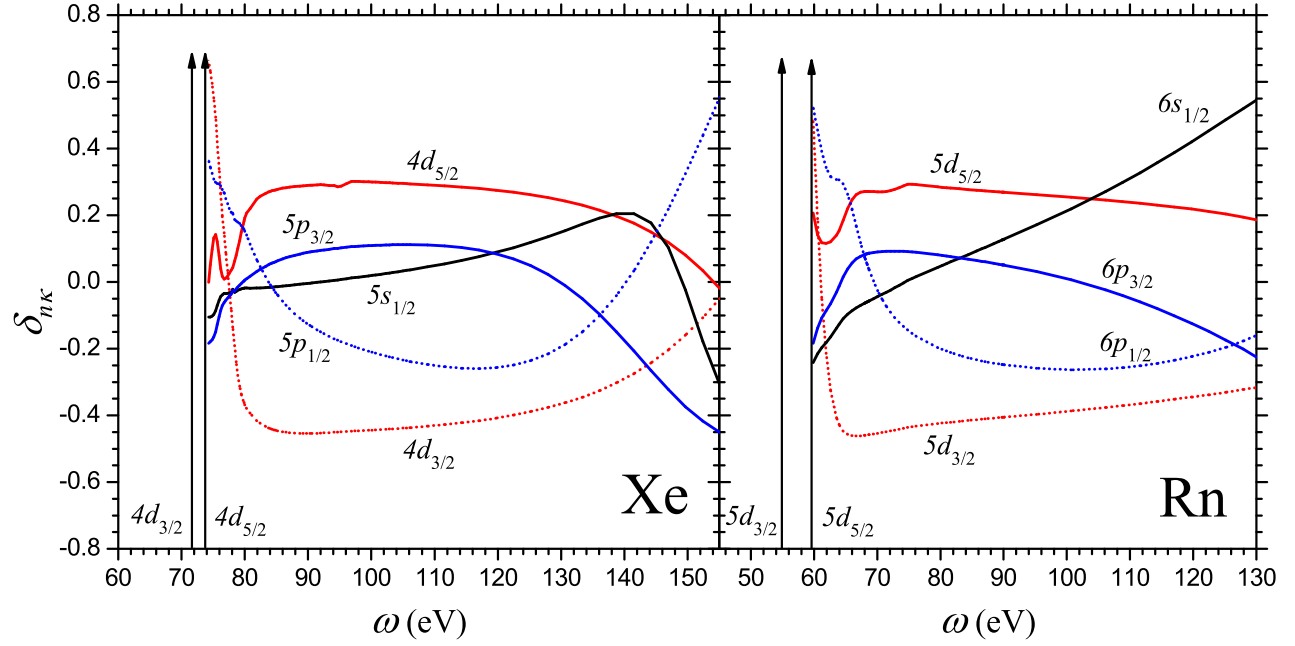


FIG. 8: Subshell total polarization parameters  $\delta_{n\kappa}$  for Xe and Rn in the giant  $d$ -resonance region from our RRPT. The vertical arrows label the photoionization thresholds of  $4d$  for Xe and  $5d$  for Rn.

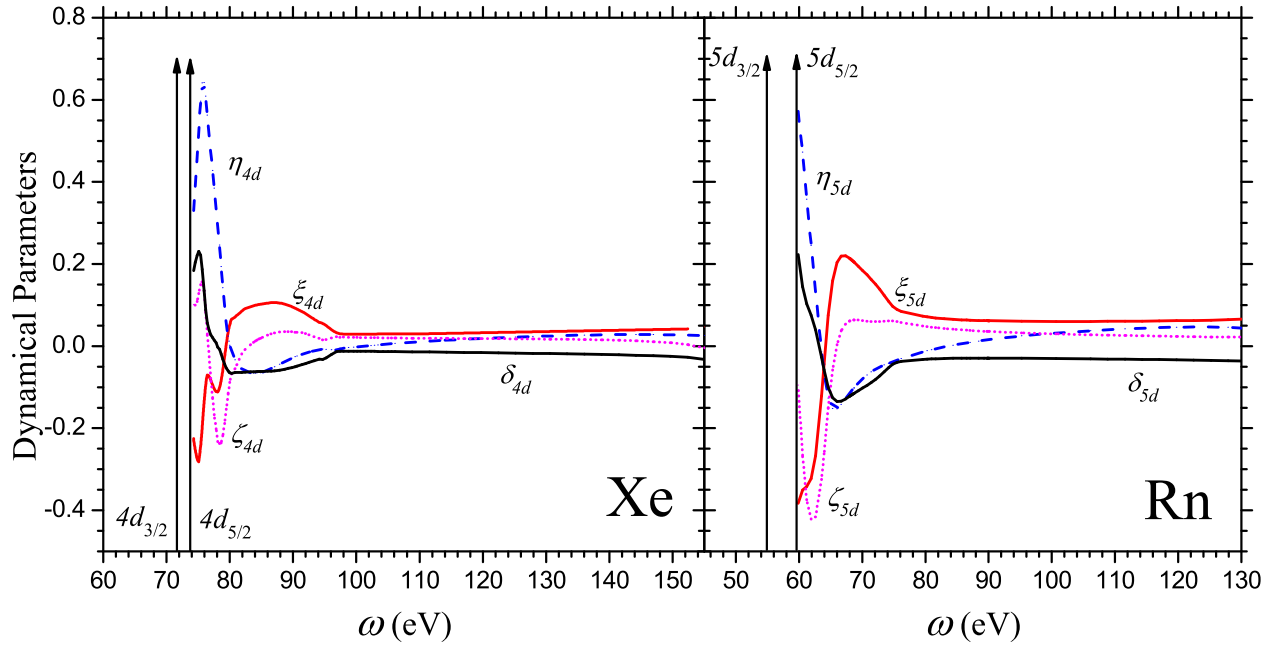


FIG. 9: Average polarization parameters  $\xi_{nl}$ ,  $\eta_{nl}$ ,  $\zeta_{nl}$  and average total polarization parameters  $\delta_{nl}$  for closed  $(n-1)d$  shell of Xe and Rn in the giant  $d$ -resonance region calculated in RRPT. The vertical arrows label the photoionization thresholds of  $4d$  for Xe and  $5d$  for Rn.



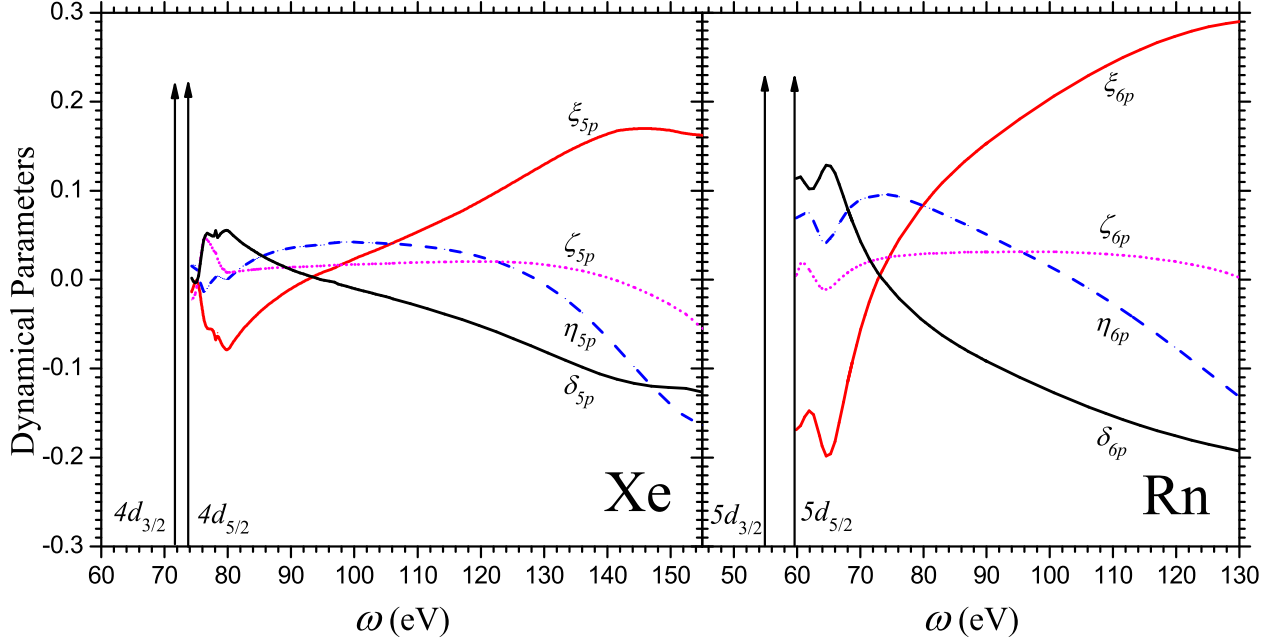


FIG. 10: Average polarization parameters  $\xi_{nl}$ ,  $\eta_{nl}$ ,  $\zeta_{nl}$  and average total polarization parameters  $\delta_{nl}$  for closed  $np$  shell of Xe and Rn in the giant  $d$ -resonance region calculated in RRPT. The vertical arrows label the photoionization thresholds of  $4d$  for Xe and  $5d$  for Rn.

In the nonrelativistic limit, all the polarization parameters are zero for these orbitals, while in the relativistic cases, spin-orbit couplings generally make the splitting between orbitals with parallel and antiparallel spin, and these are exactly what we have seen in Figs. 5-8. Another interesting phenomenon is that, in most of the energy region of giant  $d$ -resonance, polarization parameters  $\xi_{n\kappa}$  and  $\zeta_{n\kappa}$  for orbitals with parallel spin, namely  $np_{3/2}$  and  $(n-1)d_{5/2}$ , are less than those with antiparallel spin,  $np_{1/2}$  and  $(n-1)d_{3/2}$ , while polarization parameters  $\delta_{n\kappa}$  for orbitals with parallel spin are larger than those with antiparallel spin.

Moreover, one can average over orbitals with parallel and antiparallel spin to get the average polarization parameters  $\xi_{nl}$ ,  $\eta_{nl}$ ,  $\zeta_{nl}$  and average total polarization parameter  $\delta_{nl}$ . For example, we have

$$\begin{aligned} \delta_{nl} &= \frac{\sum_j \delta_{nlj} \sigma_{nlj}}{\sum_j \sigma_{nlj}} \\ &= \frac{\delta_{nl,l+1/2} \sigma_{nl,l+1/2} + \delta_{nl,l-1/2} \sigma_{nl,l-1/2}}{\sigma_{nl,l+1/2} + \sigma_{nl,l-1/2}} \end{aligned} \quad (29)$$

In Figs. 9 and 10, we give average polarization parameters  $\xi_{nl}$ ,  $\eta_{nl}$ ,  $\zeta_{nl}$  and  $\delta_{nl}$  for  $(n-1)d$  and  $np$  shell of Xe and Rn. In the nonrelativistic limit, the polarization parameters  $\xi_{nl}$ ,  $\eta_{nl}$ ,  $\zeta_{nl}$  and  $\delta_{nl}$  for closed shells all vanish to zero in the electric-dipole approximation. While in the relativistic case, we get nonzero value of average for all kinds of polarization parameters, as shown in Figs. 9

and 10. For  $(n-1)d$  shells, all polarization parameters deviate largely from zero near the ionization threshold, while for  $np$  shells, polarization parameters  $\xi_{nl}$ ,  $\eta_{nl}$ , and  $\delta_{nl}$  deviate obviously from zero when photon energy is larger. It is worth noting that, similar to the cases of subshell orbitals, there are also some resonant kink and peak structure for average polarization parameters near the ionization threshold, due to interchannel couplings.

#### IV. CONCLUSION

We have carried out a systematic analysis of photoionization processes for Xe and Rn in the fully relativistic RRPT formalism in this paper. The total cross sections  $\sigma$ , subshell cross sections  $\sigma_{n\kappa}$ , asymmetry parameters  $\beta_{n\kappa}$  and polarization parameters  $\xi_{n\kappa}$ ,  $\eta_{n\kappa}$ ,  $\zeta_{n\kappa}$ ,  $\delta_{n\kappa}$  have been analyzed carefully, especially in the giant  $d$ -resonance region. Our results of total cross sections  $\sigma$  perfectly match with the experimental results from X-ray and synchrotron radiation source. For subshell cross sections  $\sigma_{n\kappa}$ , the interchannel couplings makes  $(n-1)d_{5/2}$  exhibits a resonance kink near the photoionization thresholds, especially in the cases of Rn. For angular distributions, asymmetry parameters of  $np_{1/2}$  were affected by channel couplings and exhibit similar structures, especially for Rn. For spin polarizations, interchannels couplings influence  $4d_{5/2}$  of Xe and  $6s_{1/2}$  of Rn greatly, making the appearance of some structures in polarization pa-

parameters near photoionization thresholds. For average polarization parameters  $\xi_{n\kappa}$ ,  $\eta_{n\kappa}$ ,  $\zeta_{n\kappa}$  and average total polarization parameters  $\delta_{n\kappa}$  of  $(n-1)d$  and  $np$  shells of Xe and Rn, we get non-zero value even in the electric-dipole approximation.

Of all the aspects discussed above, the total cross sections  $\sigma$  and subshell cross sections  $\sigma_{n\kappa}$  have been widely studied, both theoretically and experimentally. For asymmetry parameters  $\beta_{n\kappa}$ , only a small group of researches focus on this issue, most of them are studied theoretically. For polarization parameters  $\xi_{n\kappa}$ ,  $\eta_{n\kappa}$ ,  $\zeta_{n\kappa}$ , and  $\delta_{n\kappa}$ , our knowledge are extremely insufficient. However, because of the rapid development of spintronics, the spin polarizations will play an increasingly significant role in the near future. We wish that the next-generation experiments will measure the angular distribution as well as spin polarization of photoelectrons and therefore provide a more complete analysis for the photoionization processes.

## V. ACKNOWLEDGMENTS

The authors acknowledge useful discussions with Professor Hsiang-Shun Chou. Chenkai Qiao is thankful for the accompany of Xiaopang, who is a smart and lively dog. This work was supported by the National Natural Science Foundation of China under Grants No. 11474209, No. 11474208, and No. 11475117.

### Appendix A: General Formulas on Angular Distributions and Spin Polarizations

The angular distribution and spin polarization of photoelectrons including all multipole transitions are given in references [18]:

$$\frac{d\sigma}{d\Omega}(\theta, \phi) = \frac{\sigma}{4\pi} F(\theta, \phi) \quad (\text{A1})$$

where the angular distribution function is

$$F(\theta, \phi) = 1 + \sum_{l \geq 1} \beta_{0l} d_{00}^l + (S_X \cos 2\phi + S_Y \sin 2\phi) \sum_{l \geq 2} \beta_{1l} d_{20}^l \quad (\text{A2})$$

and

$$P_x(\theta, \phi) = \left\{ S_Z \sum_{l \geq 1} \xi_{3l} d_{01}^l + (S_X \sin 2\phi - S_Y \cos 2\phi) \sum_{l \geq 2} (\xi_{2l} d_{21}^l + \eta_{2l} d_{2,-1}^l) \right\} / F(\theta, \phi) \quad (\text{A3})$$

$$P_y(\theta, \phi) = \left\{ \sum_{l \geq 1} \eta_{0l} d_{01}^l + (S_X \cos 2\phi + S_Y \sin 2\phi) \sum_{l \geq 2} (\xi_{2l} d_{21}^l - \eta_{2l} d_{2,-1}^l) \right\} / F(\theta, \phi) \quad (\text{A4})$$

$$P_z(\theta, \phi) = \left\{ S_Z \sum_{l \geq 0} \zeta_{3l} d_{00}^l + (S_X \sin 2\phi - S_Y \cos 2\phi) \sum_{l \geq 2} \zeta_{2l} d_{20}^l \right\} / F(\theta, \phi) \quad (\text{A5})$$

Here  $d_{mn}^l(\theta)$  are the standard  $d$  function of the rotation matrices and  $d_{00}^l(\theta) = P_l(\cos \theta)$  is the Legendre polynomial,  $S_X$ ,  $S_Y$ ,  $S_Z$  are Stokes parameters. We can see from the expressions (A1)-(A5) that, besides the total cross section  $\sigma$  there are eight kinds of dynamical parameters:  $\beta_{0l}$ ,  $\beta_{1l}$ ,  $\xi_{2l}$ ,  $\xi_{3l}$ ,  $\eta_{0l}$ ,  $\eta_{2l}$ ,  $\zeta_{2l}$ ,  $\zeta_{3l}$ . Among them,  $\beta_{0l}$  and  $\beta_{1l}$  are asymmetry parameters related to angular distributions of photoelectrons, while  $\xi_{2l}$ ,  $\xi_{3l}$ ,  $\eta_{0l}$ ,  $\eta_{2l}$ ,  $\zeta_{2l}$ , and  $\zeta_{3l}$  are polarization parameters related to the spin polarizations of photoelectrons in  $xyz$  axis.

Moreover, the spin polarization of total photoelectron flux in the coordinate system  $XYZ$  are given by

$$P_X = P_Y = 0 \quad (\text{A6})$$

$$P_Z = \delta_{31} S_Z \quad (\text{A7})$$

where the total polarization parameter is defined as

$$\delta_{31} \equiv \frac{1}{3}(\zeta_{31} - \sqrt{2}\xi_{31}) \quad (\text{A8})$$

Under the electric dipole approximation, only eight dynamical parameters survive, i.e.,  $\sigma$ ,  $\beta_{02}$ ,  $\beta_{12}$ ,  $\xi_{22}$ ,  $\xi_{31}$ ,  $\eta_{02}$ ,  $\eta_{22}$ , and  $\zeta_{31}$ . They reduce to the dynamical parameters  $\sigma$ ,  $\beta$ ,  $\xi$ ,  $\eta$ , and  $\zeta$  in (21)-(26) via

$$\sigma \rightarrow \sigma \quad (\text{A9})$$

$$\beta_{02} \rightarrow -\frac{1}{2}\beta \quad (\text{A10})$$

$$\beta_{12} \rightarrow -\sqrt{\frac{2}{3}}\beta \quad (\text{A11})$$

$$\xi_{22} \rightarrow \eta \quad (\text{A12})$$

$$\xi_{31} \rightarrow \sqrt{2}\xi \quad (\text{A13})$$

$$\eta_{02} \rightarrow \sqrt{\frac{2}{3}}\eta \quad (\text{A14})$$

$$\eta_{22} \rightarrow \eta \quad (\text{A15})$$

$$\zeta_{31} \rightarrow \zeta \quad (\text{A16})$$

Similarly, the total polarization parameter  $\delta_{31}$  and  $\delta$  are related as

$$\delta_{31} \rightarrow \frac{1}{3}(\zeta - 2\xi) = \delta \quad (\text{A17})$$

Moreover, under electric-dipole approximation, the angular distributions and spin polarizations (A1)-(A5) reduce to the formulas in pervious subsection II B.

- 
- [1] K. -N. Huang and W. R. Johnson, *Phys. Rev. A* **25**(2), 634 (1982).
- [2] W. R. Johnson and K. -N. Huang, *Phys. Rev. Lett.* **48**, 1245 (1982).
- [3] K. -N. Huang, H. -C. Chi and H. -S. Chou, *Chin. J. Phys.* **33**, 565 (1995).
- [4] C. E. Theodosiou, A. F. Starace, B. R. Tumble, and S. T. Manson, *Phys. Rev. A* **24**, 301 (1981).
- [5] W. R. Johnson, V. Radojević, P. C. Deshmukh, and K. T. Cheng, *Phys. Rev. A* **25**, 337 (1982).
- [6] P. C. Deshmukh, V. Radojević, and S. T. Manson, *Phys. Rev. A* **45**, 6339 (1992).
- [7] M. Kutzner, P. Pelley, L. Banks, R. Robertson, and L. Caesar *Phys. Rev. A* **61**, 062703 (2000).
- [8] K.-N. Huang, W. R. Johnson, and K. T. Cheng, *At. Data and Nucl. Data Tables* **26**, 33 (1981).
- [9] J. J. Yeh and I. Lindau, *At. Data and Nucl. Data Tables* **32**, 1 (1985).
- [10] D. Toffoli, M. Stener, and P. Decleva, *J. Phys. B: At. Mol. Opt. Phys.* **35**, 1275 (2002).
- [11] M. Kutzner, V. Radojevic, and H. P. Kelly, *Phys. Rev. A* **40**, 5052 (1989).
- [12] S. S. Kumar, T. Banerjee, P. C. Deshmukh, and S. T. Manson, *Phys. Rev. A* **79**, 043401 (2009).
- [13] J. B. West and J. Morton, *At. Data and Nucl. Data Tables* **22**, 103 (1978).
- [14] T. J. McIlrath, P. H. Bucksbaum, R. R. Freeman, and M. Bashkansky, *Phys. Rev. A* **35**, 4611 (1986).
- [15] U. Becker, D. Szostak, H. G. Kerkhoff; M. Kupsch, B. Langer, R. Wehlitz, A. Yagishita, and T. Hayaishi, *Phys. Rev. A* **39**, 3902 (1989).
- [16] J. A. R. Samson and W. C. Stolte, *J. Electron. Spectrosc. Relat. Phenom.* **123**, 265 (2002).
- [17] I. H. Suzuki and N. Saito, *J. Electron. Spectrosc. Relat. Phenom.* **129**, 71 (2003).
- [18] K.-N. Huang, *Phys. Rev. A* **22**, 223 (1980); *Phys. Rev. A* **26**, 3676 (1982).
- [19] N. A. Cherepkov, *J. Phys. B*, **8**, 1279 (1979).
- [20] N. A. Cherepkov, *Adv. At. Mol. Phys.*, **19**, 395 (1983).
- [21] N. A. Cherepkov and S. K. Semenov, *J. Phys. B*, **34**, L211 (2001); *J. Phys. B*, **34**, L495 (2001).
- [22] N. A. Cherepkov, S. K. Semenov, M. Drescher and U. Heinzmann, *J. Phys. B*, **36**, 3063 (2003).
- [23] T. Khalil, B. Schmidtke, M. Drescher, N. Müller, and U. Heinzmann, *Phys. Rev. Lett.* **89**, 053001 (2002).
- [24] C.-H. Park and S. G. Louie, *Phys. Rev. Lett.* **109**, 097601 (2012).
- [25] U. Heinzmann, and J. H. Dil, *J. Phys.: Condens. Matter* **24**, 173001 (2012).
- [26] A. Tan *et al.* (PandaX-II Collaboration), *Phys. Rev. Lett.* **117**, 121303 (2016); X. Cui *et al.* (PandaX-II Collaboration), *Phys. Rev. Lett.* **119**, 181302 (2017).
- [27] D. S. Akerib *et al.* (LUX Collaboration), *Phys. Rev. Lett.* **118**, 021303 (2017).
- [28] E. Aprile *et al.* (XENON Collaboration), *Phys. Rev. Lett.* **119**, 181301 (2017); arXiv: 1805.12562 [astro-ph] (2018).
- [29] M. Auger *et al.* (EXO Collaboration), *Phys. Rev. Lett.* **109**, 032505 (2012); J. B. Albert *et al.* (EXO-200 Collaboration), *Nature* **510**, 229 (2014); *Phys. Rev. Lett.* **120**, 072701 (2018).
- [30] A. Gando *et al.* (KamLAND-Zen Collaboration), *Phys. Rev. Lett.* **110**, 062502 (2013); *Phys. Rev. Lett.* **117**, 082503 (2016), Erratum *Phys. Rev. Lett.* **117**, 109903 (2016).
- [31] B. L. Henke, E. M. Gullikson, and J. C. Davis, *At. Data and Nucl. Data Tables* **54**, 181 (1993).
- [32] C. T. Chantler, *J. Phys. Chem. Ref. Data* **24**, 71 (1995); *J. Phys. Chem. Ref. Data* **29**, 597 (2000).
- [33] C. T. Chantler *et al.*, <https://www.nist.gov/pml/x-ray-form-factor-attenuation-and-scattering-tables>, NIST (2005).
- [34] M. Y. Amusia, L. V. Chernysheva, S. T. Manson, A. M. Msezane, and V. Radojević, *Phys. Rev. Lett.* **88**, 093002 (2002).
- [35] K. Govil, A. J. Siji, and P. C. Deshmukh, *J. Phys. B: At. Mol. Opt. Phys.* **42**, 065004 (2009).