

# Accurate Computation of Single-particle Relaxation Time in Doped Semiconductors

Gionni Marchetti\*

National Institute of Chemical Physics and Biophysics,  
Rävala 10, 15042, Tallinn, Estonia

(Dated: December 3, 2024)

The relative magnitudes of the single-particle relaxation time in first Born approximation and the corresponding quantity but computed exactly by the variable phase approach are given for doped semiconductors such as Si and GaAs, assuming that the Coulomb impurities are randomly distributed centers. We find that for typical dopant concentrations, the single-particle relaxation time in Si can be underestimated by roughly by 30% and overestimated by roughly by 40%. It is shown that in the case of GaAs the discrepancies can be lesser severe. Our analysis shows that in general these large discrepancies in Si arise from strong violations of the Friedel sum rule. This breakdown happens in a range of doping densities for which the random phase approximation should not be overlooked.

In normal metals and degenerate doped semiconductors, the scattering by static impurities is characterized by two different (electronic) momentum relaxation times: the scattering time  $\tau_t$  and the single-particle relaxation time  $\tau_s$  [1]. The latter is also commonly known as the quantum lifetime and in semiconductor physics is denoted by  $\tau_{nk}$  where  $n$  and  $\mathbf{k}$  are the band index and the Bloch electron wave vector in the Brillouin zone (BZ) respectively. This quantity is inversely proportional to the imaginary part of the self-energy  $\text{Im}\Sigma$ , i.e.,  $1/\tau_s = (2/\hbar)\text{Im}\Sigma$  [1].

Assuming that in the bulk of solids the impurities are Coulomb randomly distributed centers,  $\tau_s$  can be computed by the perturbation theoretic approach using the one-electron Green's function for the coupled electron-impurity system. By this approach, however, the single-particle relaxation time  $\tau_s^1$  is commonly obtained in the first Born approximation (B1) and reads [2] [1]

$$\frac{1}{\tau_s^1} = \frac{2\pi m^* n_i}{\hbar^3} \int \frac{d^3 k'}{(2\pi)^3} |V_{ei}(q)|^2 \frac{\delta(k' - k_F)}{k'}, \quad (1)$$

where  $n_i$  and  $m^*$  are the dopant concentration and the electron effective mass respectively. The Fourier component of the electron-impurity interaction potential  $V_{ei}(q)$  is computed at the wave vector transfer  $q = 2k_F \sin(\theta/2)$  where  $k_F$  and  $\theta$  are the Fermi wave vector and the scattering angle respectively, and according to this physical transport model, the carriers with the Fermi energy  $E_F$  scatter off impurities elastically. We note that the matrix element  $V_{ei}(q)$  clearly implies that the related scattering amplitude is computed in the first Born approximation which means that the interaction must be so weak that the incident electron wave function is slightly distorted. This approximation is confirmed by working out the integral given by Eq. 1 from which one finds that  $1/\tau_s$  is proportional to the electron-impurity total cross-section  $\sigma^1$

in B1, i.e.  $1/\tau_s^1 \propto \sigma^1$ . In general, nothing can be stated *a priori* about the accuracy of the first Born approximation in the low energy limit, but it can be certainly assumed good enough for high-energy collisions. Thus, for scattering in solid-state systems, in principle one should calculate several terms of the Born series to make sure it converges, thereby showing that its first term which defines the B1 is sufficiently accurate for the problem at hand. However this task may be very tedious and prone to errors such as the computation of phase shifts in the scattering theory [3].

In this work, we show that in some cases we can depart from B1, replacing  $\sigma^1$  by the total cross-section  $\sigma$  by computing the phase shifts  $\delta_l$  of a given orbital angular number  $l$ , from first-principles using the variable phase method (VPM) [4] [5] [6]. Due to the cylindrical symmetry of the scattering problem, one can expand the electron wave function  $\psi(r)$  by the functions  $u_l(r)$  which are the solutions of the radial Schrödinger equation. The latter, setting  $2m^*$  and to  $\hbar$  unity, reads

$$u_l''(r) + [k^2 - l(l+1)/r^2 - V_{ei}(r)] u_l(r) = 0. \quad (2)$$

The scattering potential  $V_{ei}$  is responsible for the presence of  $\delta_l$  in the asymptotic behavior of  $u_l(r)$ , i.e.  $u_l(r) \sim \sin(kr - l\pi/2 - \delta_l)$  for  $r \rightarrow \infty$ . Thus, solving the radial Schrödinger equation for a scattering problem is equivalent to compute the  $\delta_l$ , thereby one can obtain the scattering total cross-section  $\sigma$  [7], and hence the exact single-particle relaxation time  $\tau_s$ .

The variable phase approach is an alternative method to the integration of Eq. 2 which directly yields the exact phase shifts except for very small numerical errors. In VPM one obtains  $\delta_l$  by integrating the phase equation, a first order nonlinear equation which is a generalized Riccati equation. The phase equation reads [5]

$$\delta_l'(r) = -k^{-1} V_{ei}(r) \left[ \cos \delta_l(r) \hat{j}_l(kr) - \sin \delta_l(r) \hat{n}_l(kr) \right]^2, \quad (3)$$

where  $\hat{j}_l$ ,  $\hat{n}_l$  are the Riccati-Bessel functions and the boundary condition at the origin is given by  $\delta_l(0) = 0$

\* gionni.marchetti@kbfi.ee

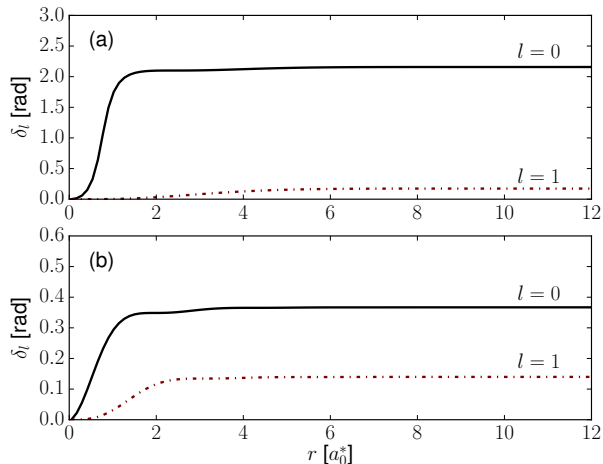


FIG. 1. (a) Phase shifts  $\delta_l$  curves ( $l = 0, 1$ ) versus inter-particle distance  $r$  in units of the effective Bohr radius  $a_0^*$  from an impurity center for  $n$ -type Si. The scattering phase shifts (in radians) are obtained at the large distance limit, i.e., from  $\delta_l$  curve's asymptotes. Here  $n_i = 10^{17} \text{ cm}^{-3}$  and hence  $E_F \approx 3 \text{ meV}$ . (b) The same as the top panel (a) but for  $n_i = 10^{20} \text{ cm}^{-3}$ , and hence  $E_F \approx 305 \text{ meV}$ .

[5]. The  $\delta_l$  numerical values are then defined by the limit

$$\lim_{r \rightarrow \infty} \delta_l(r) = \delta_l, \quad (4)$$

where  $r$  is the inter-particle distance, that is, taking the asymptotic  $\delta_l$  values far away from the impurity center.

In order to compute the  $\delta_l$  by Eq. 3, one needs to provide the electron-impurity interaction potential to the radial Schrödinger equation. This scattering potential should be short-range and regular enough as typically required in scattering theory, see Refs. [5][6]. In normal metals and doped semiconductors, when the linear screening is accounted for by the Thomas-Fermi wave vector  $q_{TF}$  and the screened electron-impurity interaction is computed in the random phase approximation (RPA),  $V_{ei}$  takes a Yukawa form, see Refs. [8] [9][1]. Throughout this work we shall assume that this is the case, referring the reader to Refs. [10] [11] for a detailed discussion of its validity.

It is fortunate that the Yukawa interaction potential belongs to a class of regular potentials for which one can compute the  $\delta_l$  exactly by VPM. In the following along with Ref. [9] we shall consider  $n$ -type Si with  $n_i = 10^{17} - 2.5 \times 10^{20} \text{ cm}^{-3}$  taking the longitudinal effective mass  $m_{\parallel}^* = 0.89m_e$  and the transverse effective mass  $m_{\perp}^* = 0.19m_e$  [9] [12],  $m_e$  being the bare electron mass, and  $\varepsilon = 12.0\varepsilon_0$  the dielectric constant where  $\varepsilon_0$  is the vacuum permittivity. Moreover, we shall consider single-ionized impurities ( $Z = 1$ ) and the electron density  $n$  will be set to  $n = n_i$  [9].

In Fig 1 it is shown how the  $\delta_l$  for  $l = 1, 2$  are computed in the variable phase approach for a doped Si semiconductor with  $n_i = 10^{17} \text{ cm}^{-3}$  (top panel (a)) and

$n_i = 10^{20} \text{ cm}^{-3}$  (bottom panel (b)). First, we note that the all phase shifts are positive due to the attractive interaction potential  $V_{ei}$ . Second, the  $\delta_l$  correctly decrease with increasing scattering energy  $E_F = \hbar^2 k_F^2 / 2m^*$  where  $k_F \sim n^{1/3}$ . Thus the phase shifts  $\delta_l$  ( $l = 0, 1$ ) on the bottom panel (b) whose values are  $\delta_0 = 0.36$  and  $\delta_1 = 0.14$  in radians are smaller compared to those shown on the top panel (a) where  $\delta_0 = 2.15$  and  $\delta_1 = 0.17$ . Indeed the carriers scatter off the impurities with higher energy increasing the dopant concentration. We also note that for a given scattering energy,  $\delta_1 \ll \delta_0$  due to the repulsive effect of the centrifugal potential  $l(l+1)\hbar^2/2m^*r^2$  which becomes stronger for higher  $l$  values. The phase variable method provides the numerical values of the  $\delta_l$ , as shown in Fig 1, from the asymptotes of the  $\delta_l(r)$  curves and at the same time removes their  $\text{mod}(\pi)$  issue thus allowing the computation of scattering phase shifts in a unique and unambiguous way [5].

Now, along with Ref. [1] we define the dimensionless quantity  $y = k_F/q_{TF}$  as we wish to compare the ratio  $\tau_s^1/\tau_s$  against  $y$ . To this end, we note that  $\tau_s^1/\tau_s = \sigma/\sigma^1$  where the exact total cross-section  $\sigma$  is given by [6]

$$\sigma(k_F) = \frac{4\pi}{k_F^2} \sum_{l=0}^{l_{max}} (2l+1) \sin^2 \delta_l, \quad (5)$$

$l_{max}$  being the maximum of set  $\{0, 1 \dots l-1, l\}$  for a given  $l$ , which is expected to be a small integer. In fact, even on the basis of a semi-classical analysis of scattering it can be shown that only a few partial waves will actually contribute to the total cross-section in low energy collisions [13]. We also note  $\sigma^1$  has a nice analytical expression for a potential of Yukawa form, however if the phase shifts  $\delta_l \equiv \delta_l^1$  were computed in B1, then Eq. 5 would give the very same scattering differential and total cross-section values for a given collisional energy [3].

In Fig. 2 (top panel (a)) we plotted the ratio  $\tau_s^1/\tau_s$  against  $y$  for many different  $l_{max}$  values for a doped Si semiconductor [14]. Not surprisingly the major contributions come from  $l_{max} = 0$  (s-wave,  $l = 0$ ) and  $l_{max} = 1$  which accounts for s-wave and p-wave ( $l = 1$ ) together. Their contributions are substantial for  $y \ll 1$ , the interval which defines the low-energy limit of scattering theory for short-range potentials. The maxima of the curves happen roughly at the cross-over region between low-energy and high-energy carrier-impurity collisions, the latter region being defined for  $y \gg 1$ . The curves clearly show that in B1 the single-particle relaxation can be underestimated by roughly by 30% and overestimated by roughly 40 % for  $y \lesssim 1$ . Such large discrepancies for the single-particle relaxation times can be understood looking at the relative exact phase shifts computed in the phase variable approach. In Fig. 2 (bottom panel (b)) the relative phase shifts  $\delta_0, \delta_1, \delta_2$  are plotted against  $y$ . Clearly,  $\delta_0$  is too large for the Born approximation to hold, in fact its validity would require that  $\delta_l$  be small compared to  $\pi/2$  [15]. However, a better agreement between  $\tau_s^1$  and  $\tau_s$  is found in the limit  $y \rightarrow 2$  where  $\tau_s^1 \approx \tau_s$ . This is consistent

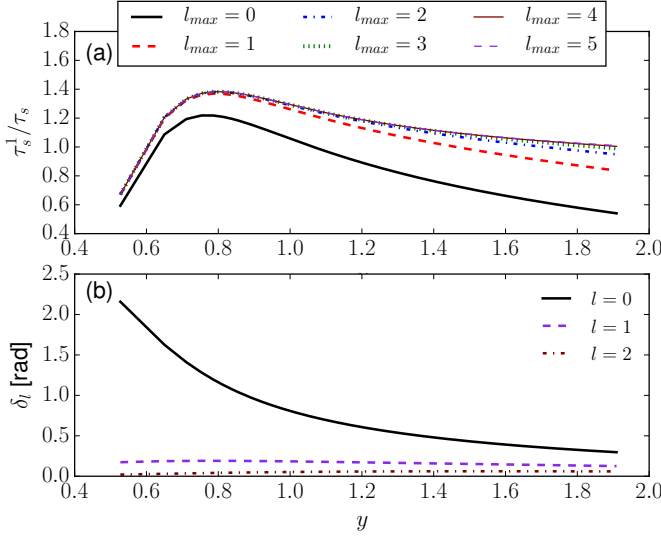


FIG. 2. (a) The curves  $\tau_s^1/\tau_s$  versus  $y$  for  $l_{max} = 0, \dots, 5$  for Si. (b) The relative phase shifts  $\delta_0, \delta_1$  and  $\delta_2$  computed in phase variable approach versus  $y$ .

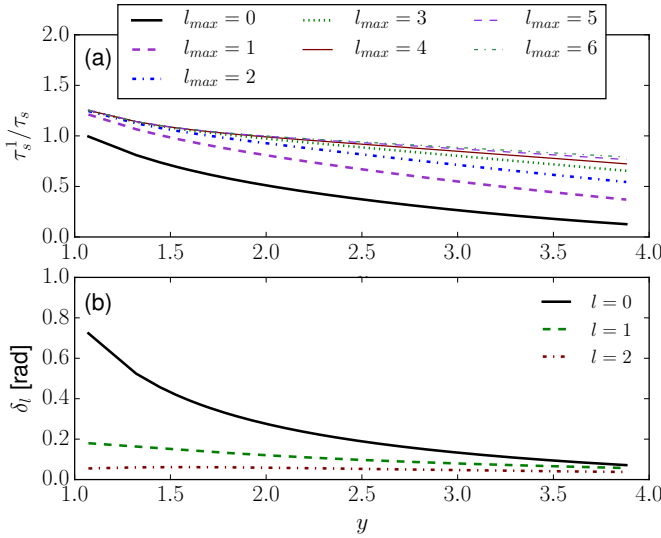


FIG. 3. (a) The curves  $\tau_s^1/\tau_s$  versus  $y$  for  $l_{max} = 0, \dots, 6$  in the case of GaAs. (b) The relative phase shifts  $\delta_0, \delta_1$  and  $\delta_2$  computed in the phase variable approach versus  $y$ .

with the fact that  $\delta_0$ , and the other phase shifts as well, decrease monotonically as the carriers' energy increases, thus improving the Born approximation.

In order to understand the semiconductor many-body effects on  $\tau_s$  we performed similar computations for a  $n$ -type GaAs semiconductor in the same range of doping concentrations taking the following material parameters:  $m^* = 0.067m_e$  and  $\varepsilon = 12.9\varepsilon_0$  [13].

In Fig. 3 (top panel (a)) we show our results for  $\tau_s^1/\tau_s$  computed via the VPM. The ratio curves now show a good agreement for a large interval of  $y$  values, see top

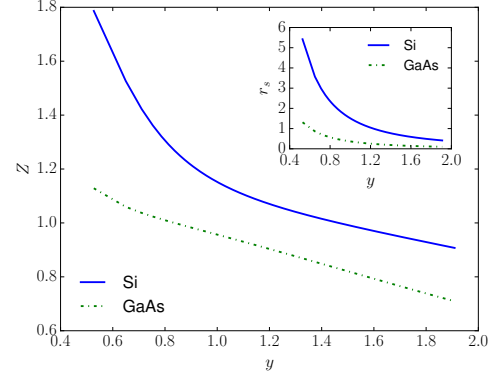


FIG. 4. The curves (solid line, Si and dashed line, GaAs) versus  $y$  obtained by computing  $\delta_l$  from VPM and using Eq. 6 and assuming  $Z = 1$ . In the inset the relative curves of the dimensionless Wigner-Seitz parameter  $r_s$  versus  $y$  are shown.

panel (a). We found that  $\tau_s^1$  can be overestimated by roughly 30% for  $y \approx 1$  and underestimated by roughly 20% in the limit  $y \rightarrow 4$ . For  $1.8 \lesssim y \lesssim 2.2$  the ratio discrepancy is less than about 3%. However, here we need to make an important observation about our results for large  $y$  values. It can be shown that for  $y \gg 1$  the Born approximation would produce the same results as a bare Coulomb potential (Rutherford scattering) for scattering angles  $\theta \gg 1/y$ , see Ref.[16] for an extensive analysis, thus disregarding the screening effects altogether. This confirms that the Born approximation can give rise to some unrealistic physical results for certain material parameters. In particular, this should certainly affect GaAs with the dopant concentrations under scrutiny.

Nevertheless, the nicer behavior of  $\tau_s^1$  observed in GaAs can be clearly understood from the bottom panel (b) of Fig. 3 which shows that all phase shifts are now much smaller than  $\pi/2$ , thus improving the accuracy of the Born approximation. Note that carriers in GaAs have much more energy available in the center of mass, hence making  $\delta_l$  smaller in comparison to those computed for Si. This is a direct consequence of a much smaller effective mass of the carriers in GaAs.

Until now, our findings rely on the validity of the screened Coulomb potential for modeling the electron-impurity interaction in the bulk of doped semiconductors. Within the present formalism, we can address its relationship with the random phase approximation linking the  $\delta_l$  to the Fermi sphere through the Friedel sum rule (FSR) [17]. The FSR states that the impurity charge must be completely neutralized by the carriers, and at the same time the extra electrons required to this end should fill the levels up to the Fermi energy of an ideal crystal. In mathematical terms the FSR reads

$$Z = \frac{2}{\pi} \sum_{l=0}^{\infty} (2l+1) \delta_l(E_F). \quad (6)$$

By the variable phase approach we computed the scat-

tering phase shifts with the following cut-offs:  $l_{max} = 5$  and  $l_{max} = 6$  for Si and GaAs respectively. In Fig. 4 we plot the curves (solid line, Si) and (dashed line, GaAs) relative using Eq. 6 against  $y$  in the range  $0.4 < y < 2$ . They monotonically decrease with  $y$ , as the Fermi energy increases with it as well. It is also evident that for Si a strong violation of the Friedel sum rule happens for  $y \lesssim 0.9$ . This is indeed a region of low-density electron gas, suggesting that there may be some problems relative to random phase approximation. Whether or not RPA is applicable it depends on the smallness of the Wigner-Seitz parameter  $r_s$  [11]. It is expected that RPA works well for  $r_s < 1$  [11]. In the inset of Fig. 4 the  $r_s$  curves (solid line, Si) and (dashed line, GaAs) in the same range of  $y$  values are shown. Remarkably, the strong violation of Friedel sum rule observed in Si can be linked to the non-applicability of RPA ( $r_s \gg 1$ ) for roughly the same  $y$  values. Hence, in that region, it may be necessary to account for the short-range exchange and correlation effects in carriers' dynamics in Si, which are not present in the RPA. Furthermore we observe that for large  $y \rightarrow 2$ , see Fig. 4, some large violations of the FSR for Si and GaAs as well would start to happen again. Indeed, according to the present physical model, there is no way to prevent  $\delta_l$  from decreasing for increasing  $y$  values. Thus, if we wish to continue working in the RPA due to the corresponding smallness of  $r_s$ , we would need to include some multi-ion corrections to the electron-impurity interaction potential. This seems reasonable considering the reduction of the average distance between the Coulomb

impurity centers in that region.

We conclude by noting that in the present work we limited ourselves to the Thomas-Fermi screening for the homogeneous electron gas [8]. However, a different screened electron-impurity interaction is provided by the more general, at RPA level, Lindhard screening. In the latter case, the scattering potential, whose analytical form is not given, shows a tail with an oscillatory behavior far away from the impurity center [8]. Indeed, these differences in the screened Coulomb potential can give very different results for  $\tau_s$  for  $y \gtrsim 1$ .

In summary, we have shown that it is indeed feasible to accurately compute  $\tau_s$  beyond the first Born approximation by the phase variable approach. The first Born approximation in the low-energy limit is unsatisfying from both practical or theoretical points of views. In general it cannot provide the correct numerical values as input to other condensed matter models and/or to applications of the density functional theory (DFT) [18], [19], [20]. It can even ignore some realistic physical effects, such as an impurity charge screening, altogether. Finally, from a theoretical point of view, the Born approximation does not conserve probability as it violates the optical theorem.

## ACKNOWLEDGMENTS

We are grateful to Fabio Caruso and Giustino Feliciano for some useful comments. We are indebted with Marco Patriarca and Sean Fraser for reading a preliminary version of the manuscript.

- 
- [1] S. Das Sarma and F. Stern, Phys. Rev. B **32**, 8442 (1985).
  - [2] A. A. Abrikosov, L. P. Gorkov, and I. E. Dzyaloshinski, *Methods of Quantum Field Theory in Statistical Physics* (Prentice-Hall, Englewood Cliffs, NJ, 1963).
  - [3] L. I. Schiff, *Quantum Mechanics* (McGraw-Hill, Singapore, 1968).
  - [4] F. Calogero, Nuovo Cimento **27**, 745 (1963).
  - [5] F. Calogero, *Variable Phase Approach to Potential Scattering* (Academic Press, 1967).
  - [6] J. R. Taylor, *Scattering Theory: The Quantum Theory of Nonrelativistic Collisions* (John Wiley & Sons, Inc., New York, 1972).
  - [7] The total cross-section  $\sigma$  is given by the standard formula  $\sigma(k) = \frac{4\pi}{k^2} \sum_l (2l+1) \sin^2 \delta_l$  [6].
  - [8] N. W. Ashcroft and M. D. Mermin, *Solid State Physics* (Saunders College, Philadelphia, 1976).
  - [9] F. Caruso and F. Giustino, Phys. Rev. B **94**, 115208 (2016).
  - [10] G. Marchetti, (2018), arXiv:1801.02210.
  - [11] G. Giuliani and V. G., *Quantum Theory of Electron Liquid* (Cambridge University Press, Cambridge, UK, 2005).
  - [12] The overall effective mass is  $m^* = \frac{3}{2/m_{\perp}^* + 1/m_{\parallel}^*}$ . i.e.  $m^* \approx 0.25m_e$ . Note that in Ref. [21]  $m_{\parallel}^* = 0.91m_e$ , however this would make a negligible difference.
  - [13] G. Marchetti and I. D'Amico, physica status solidi (b) **254**, 1600806 (2017).
  - [14] The number of computed waves is chosen to allow the convergence of  $\tau_s$  curves in the range of doping densities under scrutiny.
  - [15] H. A. Bethe and E. E. Salpeter, *Quantum Mechanics of One- and Two-Electron Atoms* (Springer-Verlag, Berlin Göttingen Heidelberg, 1957).
  - [16] D. ter Haar, *Problems in Quantum Mechanics*, 3rd ed. (Dover Publications, Inc., New York, U. S. A, 2014).
  - [17] G. D. Mahan, *Many-Particle Physics* (Kluwer Academic, New York, U. S. A, 2000).
  - [18] P. Hohenberg and W. Kohn, Phys. Rev. **136**, B864 (1964).
  - [19] W. Kohn and L. J. Sham, Phys. Rev. **140**, A1133 (1965).
  - [20] K. Capelle, Brazilian Journal of Physics **36**, 1318 (2006).
  - [21] O. Madelung, *Semiconductors Data Handbook*, 3rd ed. (Springer-Verlag, Berlin Heidelberg, 2004).