

Three Hypervelocity White Dwarfs in *Gaia* DR2: Evidence for Dynamically Driven Double-Degenerate Double-Detonation Type Ia Supernovae

KEN J. SHEN,¹ DOUGLAS BOUBERT,² BORIS T. GÄNSICKE,³ SAURABH W. JHA,⁴ JENNIFER E. ANDREWS,⁵
LAURA CHOMIUK,⁶ RYAN J. FOLEY,⁷ MORGAN FRASER,⁸ MARIUSZ GROMADZKI,⁹ JAMES GUILLOCHON,¹⁰
MARISSA M. KOTZE,^{11,12} KATE MAGUIRE,¹³ MATTHEW R. SIEBERT,⁷ NATHAN SMITH,⁵ JAY STRADER,⁶
CARLES BADENES,^{14,15} WOLFGANG E. KERZENDORF,¹⁶ DETLEV KOESTER,¹⁷ MARKUS KROMER,^{18,19} BROXTON MILES,²⁰
RÜDIGER PAKMOR,¹⁹ JOSIAH SCHWAB,^{7,*} ODETTE TOLOZA,³ SILVIA TOONEN,²¹ DEAN M. TOWNSLEY,²² AND
BRIAN J. WILLIAMS²³

¹*Department of Astronomy and Theoretical Astrophysics Center, University of California, Berkeley, CA 94720, USA*

²*Institute of Astronomy, University of Cambridge, Madingley Rise, Cambridge, CB3 0HA, United Kingdom*

³*Department of Physics, University of Warwick, Coventry CV4 7AL, UK*

⁴*Department of Physics and Astronomy, Rutgers, the State University of New Jersey, 136 Frelinghuysen Road, Piscataway, NJ 08854, USA*

⁵*Steward Observatory, University of Arizona, 933 N. Cherry Ave., Tucson, AZ 85721, USA*

⁶*Department of Physics and Astronomy, Michigan State University, East Lansing, MI 48824, USA*

⁷*Department of Astronomy and Astrophysics, University of California, Santa Cruz, CA 95064, USA*

⁸*School of Physics, O'Brien Centre for Science North, University College Dublin, Belfield, Dublin 4, Ireland*

⁹*Warsaw University Astronomical Observatory, Al. Ujazdowskie 4, PL-00-478 Warszawa, Poland*

¹⁰*Harvard-Smithsonian Center for Astrophysics, 60 Garden Street, Cambridge, MA 02138, USA*

¹¹*South African Astronomical Observatory, PO Box 9, Observatory, 7935, South Africa*

¹²*Southern African Large Telescope, PO Box 9, Observatory, 7935, South Africa*

¹³*Astrophysics Research Centre, School of Mathematics and Physics, Queen's University Belfast, Belfast BT7 1NN, UK*

¹⁴*Department of Physics and Astronomy and Pittsburgh Particle Physics, Astrophysics and Cosmology Center (PITT PACC), University of Pittsburgh, 3941 O'Hara Street, Pittsburgh, PA 15260, USA*

¹⁵*Institut de Ciències del Cosmos (ICCUB), Universitat de Barcelona (IEEC-UB), Martí Franqués 1, E08028 Barcelona, Spain*

¹⁶*European Southern Observatory, Karl-Schwarzschild-Strasse 2, 85748 Garching bei München, Germany*

¹⁷*Institut für Theoretische Physik und Astrophysik, Universität Kiel, 24098 Kiel, Germany*

¹⁸*Zentrum für Astronomie der Universität Heidelberg, Institut für Theoretische Astrophysik, Philosophenweg 12, D-69120 Heidelberg, Germany*

¹⁹*Heidelberger Institut für Theoretische Studien, Schloss-Wolfsbrunnengasse 35, D-69118 Heidelberg, Germany*

²⁰*Department of Physics, North Carolina State University, Raleigh NC 27695, USA*

²¹*Anton Pannekoek Institute for Astronomy, University of Amsterdam, 1090 GE Amsterdam, The Netherlands*

²²*Department of Physics and Astronomy, University of Alabama, Tuscaloosa, AL, USA*

²³*Space Telescope Science Institute, Baltimore, MD 21218, USA*

ABSTRACT

Double detonations in double white dwarf (WD) binaries undergoing unstable mass transfer have emerged in recent years as one of the most promising Type Ia supernova (SN Ia) progenitor scenarios. One potential outcome of this “dynamically driven double-degenerate double-detonation” (D⁶) scenario is that the companion WD survives the explosion and is flung away with a velocity equal to its $> 1000 \text{ km s}^{-1}$ pre-SN orbital velocity. We perform a search for these hypervelocity runaway WDs using *Gaia*'s second data release. In this paper, we discuss seven candidates followed up with ground-based instruments. Three sources are likely to be some of the fastest known stars in the Milky Way, with total Galactocentric velocities between 1000 and 3000 km s^{-1} , and are consistent with having previously been companion WDs in pre-SN Ia systems. However, although the radial velocity of one of the stars is $> 1000 \text{ km s}^{-1}$, the radial velocities of the other two stars are puzzlingly consistent with

0. The combined five-parameter astrometric solutions from *Gaia* and radial velocities from follow-up spectra yield tentative 6D confirmation of the D⁶ scenario. The past position of one of these stars places it within a faint, old SN remnant, further strengthening the interpretation of these candidates as hypervelocity runaways from binary systems that underwent SNe Ia.

Keywords: binaries: close— supernovae: general— white dwarfs

1. INTRODUCTION

Type Ia supernovae (SNe Ia) are one of the most common types of SNe in the local Universe. They are best known for their utility as cosmological standardizable candles (Riess et al. 1998; Perlmutter et al. 1999) and also play a crucial role in galactic chemical evolution (Timmes et al. 1995). There is general agreement that the exploding star is a carbon/oxygen white dwarf (C/O WD) and that a companion star triggers runaway nuclear fusion in the WD, leading to a SN Ia powered by the decay of radioactive ⁵⁶Ni (Pankey 1962; Colgate & McKee 1969; Maoz et al. 2014). However, despite decades of focused effort, there is no consensus regarding the nature of the companion or the mechanism by which the WD explodes, or even more fundamentally, whether one or multiple progenitor scenarios are responsible.

In “single-degenerate” scenarios, the companion is a non-degenerate hydrogen- or helium-burning star, while in “double-degenerate” scenarios, the companion is another WD. These companions may trigger an explosion in the primary WD in a variety of ways that, in some cases, can be shared among different companion types. For example, models in which the growth of the primary WD leads to the ignition of convective carbon burning, causing a deflagration, detonation, and subsequent SN Ia, have been proposed for hydrogen-rich single-degenerate donors (Whelan & Iben 1973; Nomoto 1982a), helium-rich single degenerates (Yoon & Langer 2003), and double-degenerate merger remnants (Iben & Tutukov 1984; Webbink 1984). The double-detonation mechanism, in which a helium shell detonation sets off a carbon core detonation (Taam 1980; Livne 1990; Shen & Bildsten 2014), has been proposed for helium single degenerates (Nomoto 1982b; Woosley et al. 1986) and for double degenerates that undergo either stable (Bildsten et al. 2007; Fink et al. 2007, 2010; Shen & Bildsten 2009) or unstable mass transfer (Guillochon et al. 2010; Dan et al. 2011; Raskin et al. 2012; Pakmor et al. 2013; Dan et al. 2015). Note that the secondary WDs in these double-degenerate double-detonation systems do not have to be helium core WDs, because C/O WDs are born with significant surface helium layers.

In all progenitor scenarios except for the subclasses of double-degenerate scenarios in which the companion WD is completely destroyed (Iben & Tutukov 1984; Webbink 1984; Pakmor et al. 2012; Papish et al. 2015), the companion star will survive the explosion of the primary WD. This surviving companion will fly away from the site of the explosion with the orbital velocity it had prior to the explosion. The impact of the SN ejecta will also strip material from the companion, deposit shock energy, and possibly pollute the remaining surface layers. These effects lead to observable peculiarities of varying degree, depending on the nature of the companion (Marietta et al. 2000; Pakmor et al. 2008; Pan et al. 2013; Shappee et al. 2013; Shen & Schwab 2017).

Searches for surviving companions within the remnants of historical SNe have predominantly focused on the relatively slow ejection velocities and small search radii implied by single-degenerate scenarios (e.g., Ruiz-Lapuente et al. 2004; Schaefer & Pagnotta 2012; Kerzendorf et al. 2014). These studies have failed to conclusively discover any surviving companions, which may not be surprising given other mounting evidence that single-degenerate scenarios cannot be responsible for the bulk of SNe Ia (e.g., Leonard 2007; Kasen 2010; Gilfanov & Bogdán 2010; Li et al. 2011b; Bloom et al. 2012; Olling et al. 2015; Maguire et al. 2016; Woods et al. 2017).

Only one study by Kerzendorf et al. (2018) has covered a large enough search region to probe the 1000 – 2500 km s⁻¹ runaway velocities expected for surviving WD companions. In their examination of the remnant of SN 1006, no bright, blue sources resembling those predicted by Shen & Schwab (2017) were found within 8.5' of the remnant's center. However, if the companion WD has cooled significantly since the SN, it may appear as a more typical-looking WD, which would be difficult to distinguish among the other normal stars within SN 1006's remnant. Furthermore, if significant iron-line blanketing occurs, or if the SN otherwise dramatically alters the companion's appearance, the surviving WD would not be as blue as predicted by Shen & Schwab (2017); such redder sources do exist within the remnant but have yet to be systematically followed up.

In this work, we use *Gaia*'s second data release (DR2; Gaia Collaboration et al. 2016, 2018) to perform an all-sky search for hypervelocity surviving companion WDs.

* Hubble Fellow.

In Section 2, we make predictions for the expected state and number of surviving WDs that may be detected by *Gaia*. In Section 3, we describe our search for hypervelocity WDs in DR2. We detail our findings and our follow-up efforts in Section 4, and we conclude in Section 5.

2. MOTIVATION FOR AND PROPERTIES OF A SURVIVING COMPANION WD

In this section, we motivate the possibility that a companion WD might survive the SN Ia and describe its expected properties following the explosion. We also calculate the expected number of such sources in *Gaia* DR2 under the assumption that all SNe Ia yield a surviving companion WD. We note here that we distinguish between companion WDs that survive normal SNe Ia and the kicked bound WD remnants of explosions that may lead to the peculiar class of SNe Iax (Jordan et al. 2012; Foley et al. 2013; Long et al. 2014; Fink et al. 2014). While extremely interesting, the surviving WD primaries of SN Iax explosions are not expected to reach velocities higher than 1000 km s^{-1} and are not the subject of discussion in this section. We also draw a distinction here between the hypervelocity ($> 1000 \text{ km s}^{-1}$) WDs we discuss in this work and the $\ll 1000 \text{ km s}^{-1}$ WDs predicted in previous studies that result from the evolution of non-degenerate survivors of single-degenerate SN Ia progenitor scenarios (Hansen 2003; Justham et al. 2009).

2.1. Motivation

Mass transfer between two WDs can be dynamically stable or unstable, depending on the donor’s response to mass loss, whether or not the mass transfer is conservative, and the degree to which the angular momentum of the transferred mass can be converted back into orbital angular momentum (Marsh et al. 2004). For large enough mass ratios $\gtrsim 0.2$, the accretion stream directly impacts the more massive WD, and no accretion disk is formed, which implies inefficient angular momentum transfer to the orbit. Furthermore, the mass transfer can be super-Eddington and thus non-conservative. Both of these effects destabilize the binary, and thus most double WD binaries are expected to undergo dynamically unstable mass transfer.

Double WD binaries with extreme mass ratios $\lesssim 0.2$ can have sub-Eddington accretion rates and form accretion disks, both of which help to stabilize mass transfer. However, Shen (2015) points out that even these systems can be driven to unstable mass transfer. The accumulation of the donor’s hydrogen- and helium-rich layers on the accretor lead to classical-nova-like events

in which the accreted shell expands relatively slowly due to thermonuclear burning. Dynamical friction between the donor and the expanding envelope causes the binary separation to decrease, which increases the mass transfer rate into the super-Eddington regime and destabilizes even these extreme mass ratio binaries. This theoretical possibility is borne out by the relatively low birth rate of AM CVn systems (Brown et al. 2016), providing evidence that all double WD systems eventually undergo runaway mass transfer.

In the original double-degenerate scenario (Iben & Tutukov 1984; Webbink 1984), such double WD systems undergoing dynamically unstable mass transfer coalesce to form a single merger remnant that explodes as a SN Ia after $\sim 10^4$ yr. However, recent studies have suggested that the SN Ia can be triggered during the coalescence itself due to the presence of helium in the surface layers of the companion WD, which initiates the SN Ia explosion via the double-detonation mechanism (Guillichon et al. 2010; Dan et al. 2011; Raskin et al. 2012; Pakmor et al. 2013; Dan et al. 2015). We term this combination of explosion mechanism, companion star, and mode of mass transfer the “dynamically driven double-degenerate double-detonation” (D^6) scenario. In fact, when all appropriate nuclear reactions are accounted for (Shen & Moore 2014), helium shell detonations, and subsequent carbon core detonations, may even occur during the relatively quiescent initial phases of dynamical mass transfer, before the complete tidal disruption of the companion WD (Pakmor et al. 2013; Shen & Schwab 2017). Thus, there is the exciting possibility that the D^6 scenario yields a smoking gun in the form of a surviving companion WD.

While theoretical confirmation of the existence of a surviving companion WD awaits future detailed simulations, several observables suggest it is a necessary outcome if double WD binaries make up the bulk of SN Ia progenitors. If fully disrupted, the companion WD would form a thick torus surrounding the primary WD (Guerrero et al. 2004; Dan et al. 2014), which would impart significant asymmetry to the ejecta when the explosion occurred (Raskin et al. 2014). However, such asymmetry is at odds with the low levels of polarization measured in SNe Ia (Wang & Wheeler 2008; Bulla et al. 2016). Furthermore, much of the disrupted WD material would remain at low velocities throughout the evolution of the SN (Pakmor et al. 2012). In the late-time nebular phase, when the SN ejecta becomes optically thin, oxygen in the disrupted WD material may become visible as strong, narrow emission features, but these are almost never detected (although see Kromer et al. 2013 and Taubenberger et al. 2013 for the case of SN

2010p). Given these observational constraints and theoretical motivation, we proceed under the presumption that most, if not all, SNe Ia leave an intact companion WD.

2.2. Luminosity

An estimate of the number of runaway WDs that *Gaia* will detect requires knowledge of their brightness following the SN Ia explosion. As a lower limit, we can assume that the evolution up to the explosion and its aftermath have no effect on the companion, so that its luminosity is the same as that of a WD that has cooled in isolation since its birth. Using publicly available DB WD cooling tables¹ (Holberg & Bergeron 2006; Kowalski & Saumon 2006; Tremblay et al. 2011; Bergeron et al. 2011), we find that a 0.6 (1.0) M_{\odot} WD that has cooled for 1 Gyr since its birth has an absolute visual magnitude of 12.9 (12.8). However, this declines to 14.3 (14.0) by 3 Gyr. Given *Gaia*'s magnitude limit of 21, this lower limit to the luminosity implies a 3 Gyr-old 0.6 M_{\odot} WD can only be seen out to 200 pc, while a 1 Gyr-old 1.0 M_{\odot} WD will be detected out to 400 pc.

However, there are several processes that will increase the luminosity of the companion above this lower limit prior to and just after the SN Ia explosion. The most important of these is likely tidal heating. As the orbit of the two WDs decays due to gravitational wave emission, the binary separation shrinks and the less massive companion begins to feel the tidal field of the primary. If the companion becomes and remains tidally locked to the primary, viscous dissipation yields a luminosity at the onset of mass transfer ranging from 0.15 – 1000 L_{\odot} , depending on the component masses (Iben et al. 1998), far higher than that of an old, isolated WD.

These values represent upper limits to the effects of tidal heating, as the companion will not be able to maintain complete synchronicity with the orbit. Recent work has found that tidal effects are dominated by the excitation of gravity waves within the companion, which deposit their energy and angular momentum near the surface of the WD (Fuller & Lai 2011; Burkart et al. 2013). These surface layers can be kept near synchronous rotation all the way to the onset of mass transfer, but since the energy is not deposited deep within the core, the timescale for this excess heat to be radiated away is shorter than the typical $> 10^6$ yr between the explosion and the present day for nearby runaway WDs (Section 2.5), and thus the WD would cool and approach the luminosity of a dim, isolated WD.

However, as argued by Burkart et al. (2013), the strength of the WD's fossil magnetic field should be more than adequate to maintain solid body rotation between the outer layers, where angular momentum is deposited, and the core, especially if the field is wound up during the evolution towards solid body rotation. As the interior of the WD is spun up, it will also be heated by small scale turbulence at a comparable level to the dissipation necessary to maintain complete synchronicity with the orbit. In this case, the physical picture approaches that assumed by Iben et al. (1998), and the luminosities at the point of Roche lobe overflow (RLOF) will approach their values. Such luminosities $\geq 0.1 L_{\odot}$ will be visible to 1 kpc, a distance at which *Gaia*'s faint end parallax errors become the primary limitation (Section 3). Thus, when calculating the expected number of runaway WDs *Gaia* will find in Section 2.5, we limit our search volume to a sphere around the Sun with a radius of 1 kpc.

In addition to tidal heating, there are several other possible mechanisms that may change the appearance of a surviving companion WD, all of which occur after the explosion of the primary. The first is due to the impact of the SN ejecta on the companion, which will deposit shock energy and may also ablate some material from the surface. While similar processes have been modeled for single-degenerate companions (e.g., Marietta et al. 2000; Pakmor et al. 2008; Liu et al. 2012; Pan et al. 2014), detailed calculations of the post-impact state of a surviving WD have not yet been performed, so quantitative predictions cannot be made (but see Pappish et al. 2015 for a preliminary investigation of some of these effects). However, given the $> 10^6$ yr average delay between the SN and the present day for local runaway WDs (Section 2.5) and the much shorter thermal time at the relatively shallow depths where this shock energy should be deposited, it seems unlikely that these effects will still be observable for all but the youngest WDs within historical SN remnants.

A second mechanism that may heat the surviving WD is due to the rapid expansion of the exploding primary, which causes the tidal field felt by the companion WD to change abruptly. Dissipation during the subsequent relaxation to a new hydrostatic equilibrium will deposit heat throughout the WD. However, as in the first case, most of the tidal deformation occurs near the surface of the WD, so that most of the dissipation will also be preferentially located at shallow depths where the thermal timescale is relatively short. As above, given the large average age of the local surviving WDs, we expect this excess heat to be negligible except for ex-companions to historical SNe.

¹ <http://www.astro.umontreal.ca/~bergeron/CoolingModels>

A final mechanism to increase the surviving companion’s post-SN luminosity concerns the capture and accretion of ^{56}Ni from the SN ejecta by the surviving companion. As discussed in Shen & Schwab (2017), much of the high-entropy ^{56}Ni remains fully ionized as it settles onto the WD’s surface and cannot decay via standard bound electron captures until it cools. Thus, the radioactive decay of this accreted ^{56}Ni can keep the companion WD relatively bright centuries after the SN has faded.

As mentioned above, detailed calculations of the SN ejecta’s interaction with the surviving WD have not yet been performed. This means that stellar evolution calculations, like those in Shen & Schwab (2017), are forced to rely on simple estimates for the amount of radioactive material captured and its initial thermal state. As such, accurate quantitative predictions cannot yet be made. However, similarly to shock heating by the SN ejecta and tidal relaxation, it is likely that the delayed radioactive decays only affect the outer layers of the companion WD, limiting the time when they can contribute to the luminosity and alter the colors of the WD to centuries. These effects are important for runaway WDs from historical SNe, such as Tycho, Kepler, SN 185, and SN 1006 (Kerzendorf et al. 2018), but may be negligible for the much older runaway WDs that should form the bulk of our candidates. For most of the hypervelocity WDs *Gaia* is likely to detect, we expect that the energy deposited much deeper in the WD’s interior from tidal heating prior to the SN Ia will likely determine its present-day luminosity.

2.3. Surface abundances

As discussed in Shen & Schwab (2017), the surviving WD will capture some of the lowest velocity SN ejecta, primarily composed of ^{56}Ni . The energy released by the slowly decaying ^{56}Ni blows a wind from the WD’s surface, ejecting much of the accreted SN ejecta, but some of the material should remain bound and might be detectable with follow-up high resolution spectra. Unfortunately, as before, the lack of relevant hydrodynamic simulations makes accurate predictions of the surface abundances of a surviving WD difficult.

A surviving WD companion should be hydrogen-free, because the hydrogen layer that most WDs are born with will have been transferred to the primary and ejected from the system in the ~ 1000 yr prior to the SN (Kaplan et al. 2012; Shen et al. 2013; Shen 2015). Given the long cooling timescales of the expected *Gaia* WDs within 1 kpc, sedimentation may cause heavy metals to sink (Paquette et al. 1986; Dupuis et al. 1992), leaving only helium or carbon and oxygen in the atmosphere, depending on the initial composition of the companion,

but anomalous abundances could potentially still be observable for the young runaway WDs from Tycho, Kepler, SN 185, and SN 1006. However, this statement depends on the existence and depth of a surface convection zone, the thermal profile, and, if the surface layers remain $\gtrsim 2 \times 10^4$ K, the competing effect of radiative levitation (Chayer et al. 1995a,b). We regard the expected surface abundances to be uncertain and thus one of the motivations for follow-up spectroscopy.

2.4. Velocity

Given the uncertainties in the observational characteristics discussed in the previous sections, the clearest and most obvious distinguishing feature of a surviving companion WD is its hypervelocity. The orbital velocity of a companion star during Roche lobe overflow (RLOF), which will be its runaway velocity once the primary WD explodes,² is a function of its mass, M_2 , radius, R_2 , and the mass of the exploding WD, M_1 :

$$v_{\text{runaway}} = \sqrt{\frac{GM_1^2}{(M_1 + M_2)a}}, \quad (1)$$

where the binary separation during RLOF, a , is approximated by Eggleton (1983) as

$$a = \frac{R_2}{0.49} \left\{ 0.6 + \left(\frac{M_1}{M_2}\right)^{2/3} \ln \left[1 + \left(\frac{M_2}{M_1}\right)^{1/3} \right] \right\}. \quad (2)$$

We calculate simple mass-radius relationships for isolated helium and C/O WDs, as well as for hydrogen- and helium-burning non-degenerate companions with the stellar evolution code MESA (Paxton et al. 2011, 2013, 2015, 2018). The resulting runaway velocities vs. companion masses are shown in Figure 1. We assume the mass of the exploding WD ranges from $0.85 M_\odot$ (lower boundary of each region) to $1.1 M_\odot$ (upper boundary), as motivated by WD detonation calculations (Sim et al. 2010; Blondin et al. 2017; Shen et al. 2018).

Both non-degenerate and degenerate SN Ia companions undergo processes that increase their radii as compared to isolated stars. As discussed in Section 2.2, tidal effects in the D⁶ scenario lead to dissipation throughout the companion WD, including near its surface where it may cause radial expansion. In single-degenerate scenarios, the long pre-explosion phase of mass transfer pushes the donor out of thermal equilibrium and leads

² In principle, the runaway velocity is somewhat smaller than the pre-SN orbital velocity due to the portion of the exploding WD that remains at velocities $\lesssim v_{\text{runaway}}$. However, in practice, this mass is always $< 0.05 M_\odot$ (Shen et al. 2018) and will have a negligible effect on the runaway velocity.

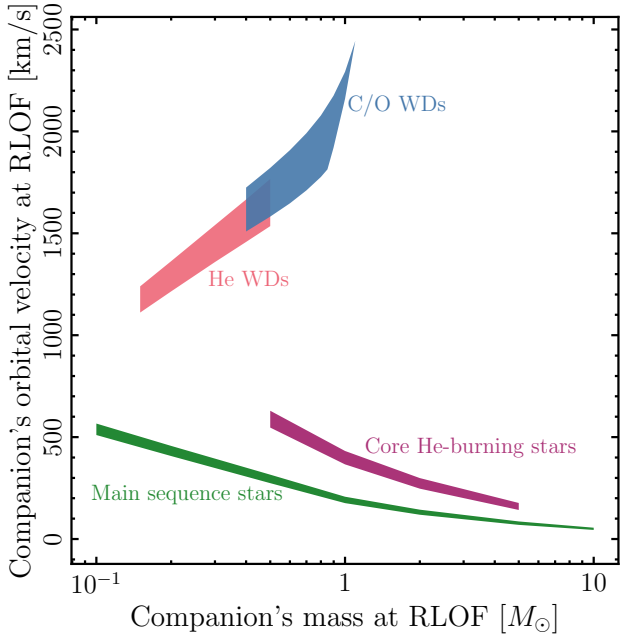


Figure 1. The companion’s orbital velocity vs. mass at RLOF. The upper boundary of each region corresponds to a $1.1 M_{\odot}$ primary WD; the lower corresponds to a $0.85 M_{\odot}$ primary.

to “thermal bloating” (Knigge et al. 2011). Thus, the actual companion radii when the SN Ia explosion occurs may be slightly larger than the radii of isolated stars we find with MESA. However, since the companion’s orbital velocity scales as the square root of its radius, a 10% increase in the radius, e.g., only corresponds to a 5% decrease in the velocities shown in Figure 1.

It is clear that the runaway velocities of surviving companion WDs will be markedly different from those of any other possible companions. A fiducial $0.6 M_{\odot}$ companion to a $1.0 M_{\odot}$ primary WD will have a runaway velocity of 1800 km s^{-1} , while the companion of a near-equal mass ratio $1.0 + 1.0 M_{\odot}$ binary will have a velocity of 2200 km s^{-1} . At a distance of 1 kpc, these velocities translate to proper motions of $0.4 - 0.5'' \text{ yr}^{-1}$ if the velocities are in the plane of the sky, easily detectable by *Gaia* and below the very high proper motions $\geq 0.6'' \text{ yr}^{-1}$ where completeness becomes an issue (Gaia Collaboration et al. 2016, 2018).

2.5. Estimated number of runaway WDs

As discussed in the previous sections, *Gaia* will only be able to detect surviving companion WDs that are relatively nearby ($\leq 1 \text{ kpc}$) or that were reheated by historical SNe and have not yet dimmed significantly. The SN remnant most likely to host a surviving WD observable with *Gaia* is SN 1006, due to its proximity ($\simeq 2.2 \text{ kpc}$), low extinction, and lack of crowding (Winkler

et al. 2003). Although Kerzendorf et al. (2018) did not detect any young WDs on the WD cooling track within this remnant, it is possible that the accreted iron-group elements have shifted the spectral energy distribution redward so that the surviving WD no longer sits on the WD cooling track. Indeed, some sources $\lesssim 1 \text{ mag}$ redder than the cooling track do exist within the remnant; we will specifically target these and other sources within SN 1006’s remnant in Section 3, as well as performing searches within the remnants of SN 185 (RCW 86) and Tycho’s and Kepler’s SNe.

In order to estimate the number of runaway WDs unassociated with historical SNe within 1 kpc of the Sun, we require a model for the stellar density as a function of position within the Milky Way. We assume all the stars reside in the thin disk, with an exponential scale length of 2.6 kpc, an exponential scale height of 300 pc, and a normalization that yields a total stellar mass of $5 \times 10^{10} M_{\odot}$ (Bland-Hawthorn & Gerhard 2016). We take the Sun’s Galactocentric distance to be 8.2 kpc, its height from the midplane to be 25 pc, and the Milky Way’s specific SN Ia rate to be $10^{-13} \text{ SNe yr}^{-1} M_{\odot}^{-1}$ (Li et al. 2011a).

With these values and additional assumptions that the Galactic potential is negligible and that the runaway WDs all have the same velocity of $1800 (2200) \text{ km s}^{-1}$, we find the expected number of nearby runaway WDs to have a Poissonian distribution centered at 28 (23), with a 95% confidence interval of $17 - 39 (14 - 33)$. Of these, 22 (18) will be more than 10° off the plane of the Milky Way and thus will not be subject to significant extinction or crowding. These numbers are significantly higher than the $\lesssim 1$ expected hypervelocity stars ejected from the Galactic center currently passing within 1 kpc (Hills 1988; Brown 2015), so we do not expect contamination to be a concern. Even if the rate of hypervelocity ejections from the Galactic center is much higher than previously thought, luminosities, colors, spectra, and whether or not their orbits intersect the Galactic center should allow us to easily differentiate between runaway WDs and hypervelocity stars.

The cumulative distribution function (CDF) of delay times, t_{delay} , between the SN explosion and the present for these local runaway WDs is shown in Figure 2. The average elapsed time for runaway WDs moving at $1800 (2200) \text{ km s}^{-1}$ is $2.3 \times 10^6 (1.5 \times 10^6) \text{ yr}$. As discussed in Section 2.2, this value is longer than the thermal timescale at the depth where gravity waves dissipate tidal energy, but it is shorter than the thermal timescale from the center of the WD to the surface. Thus, as long as significant tidal heating is deposited deep within the

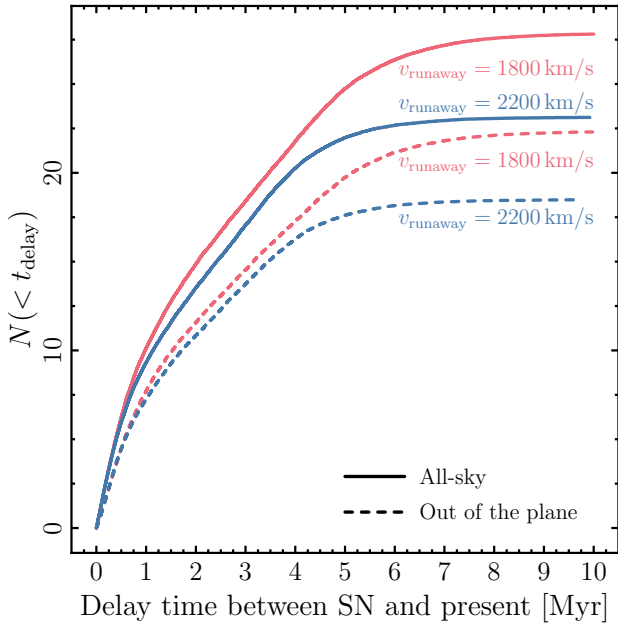


Figure 2. Cumulative distribution functions of the time between the SN Ia event that ejected the runaway WD and the present day. Solid lines represent CDFs for the whole volume within 1 kpc; dashed lines represent runaway WDs $> 10^\circ$ off the Galactic plane.

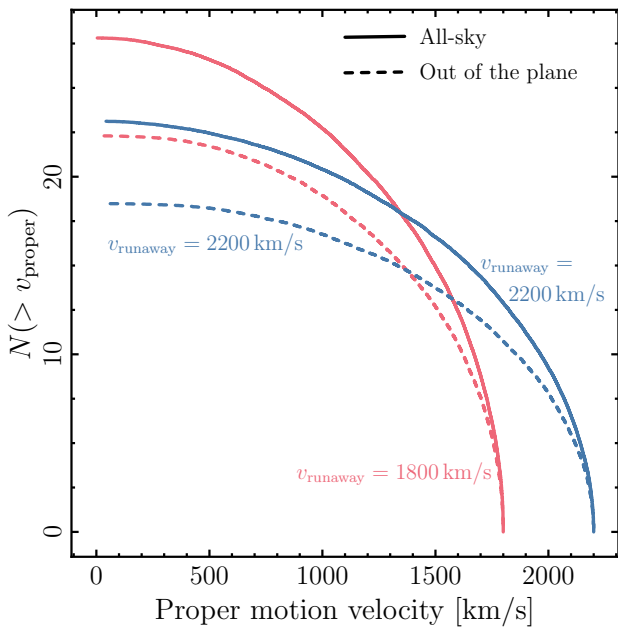


Figure 3. Cumulative distribution functions of the runaway WD velocity in the plane of the sky. Solid lines represent CDFs for the whole volume within 1 kpc; dashed lines represent runaway WDs $> 10^\circ$ off the Galactic plane.

companion, these runaways should be visible to at least 1 kpc for *Gaia*'s limiting magnitude of 21.

A similar CDF of proper motion velocities, v_{proper} , is shown in Figure 3. Geometric effects imply that the velocity of the WDs in the plane of the sky will be smaller than their total velocities, but over 80% of the nearby runaway WDs will still have $v_{\text{proper}} > 1000 \text{ km s}^{-1}$. At a distance of 1 kpc, 1000 km s^{-1} translates to a proper motion of $0.2'' \text{ yr}^{-1}$, which is much larger than the expected proper motion errors at *Gaia*'s magnitude limit. Furthermore, while $\sim 20\%$ of stars with proper motions $\geq 0.6'' \text{ yr}^{-1}$ may be missing from DR2 (Gaia Collaboration et al. 2016), only the ~ 1 runaway WD expected to be closer than 300 pc will be affected.

3. CANDIDATE SELECTION IN *Gaia* DR2

Gaia was launched in December 2013 and has been recording the precise astrometry of billions of stars since July 2014 (Gaia Collaboration et al. 2016). When its nominal five-year science mission is complete, it will have measured parallaxes, ϖ , and proper motions, μ , of most of the stars brighter than $G \simeq 21$. In this section, we outline our search strategy and describe the hypervelocity WD candidates found in *Gaia*'s second data release (DR2), which occurred on 25 April 2018 and provided astrometric parameters of $\simeq 1.3 \times 10^9$ stars.

3.1. Search strategy

The relatively small number (~ 30) of expected local hypervelocity runaway WDs within 1 kpc is equivalent to the number of $6\text{-}\sigma$ outliers in a normally distributed set of samples as large as *Gaia*'s dataset. We must therefore exercise caution in our search strategy in order to avoid being overwhelmed by false positives.

We begin by restricting the 1.3×10^9 sources to those with proper motions above a conservative limit equivalent to 1000 km s^{-1} at 1 kpc. For such proper motions $\mu \geq 211 \text{ mas yr}^{-1}$, the fractional errors are < 0.01 , so we neglect them for simplicity. A $\varpi > 3\sigma_\varpi$ cut is also applied, although two sources with $\varpi < 3\sigma_\varpi$ (O1 and O3 in Table 1) were followed up prior to the implementation of this cut. The sources are then rank-ordered by $v_{3\sigma} \equiv \mu / (\varpi + 3\sigma_\varpi)$, where σ_ϖ is the parallax error. By including the $3\sigma_\varpi$ term, we are effectively calculating the proper motion velocity using the $3\sigma_\varpi$ upper bound for the parallax.

Since the fractional parallax errors can be ~ 1 , we apply a Bayesian framework to the top 500 entries to better quantify the posterior probability that the candidates are actually hypervelocity WDs. We use an exponentially decreasing space density distance prior (Astraat-

madja & Bailer-Jones 2016),³ assume the likelihoods of the parallaxes are normally distributed, and calculate posteriors

$$P(r|\varpi, \sigma_\varpi) = \frac{P(\varpi|r, \sigma_\varpi)P(r)}{\int P(\varpi|r, \sigma_\varpi)P(r)}. \quad (3)$$

Finally, we integrate the posterior with appropriate limits to find the probability, P_{1000} , that the proper motion velocity is larger than 1000 km s^{-1} , and the probability, $P_{1000-3000}$, that it is bounded between 1000 and 3000 km s^{-1} .

Note that the calculated probabilities, P_{1000} and $P_{1000-3000}$, should not be taken literally, as they may be strongly influenced by the non-Gaussianity of the parallax distribution’s tails above $\sim 4\sigma_\varpi$ (Luri et al. 2018). We merely use these probabilities as a guide for ranking our sources for follow-up.

We slightly alter our strategy to additionally search for surviving WDs within the four Galactic remnants of suspected SNe Ia: the remnant of SN 185 (RCW 86), at a distance of $2.0 - 3.0 \text{ kpc}$ (Helder et al. 2013), the remnant of SN 1006 ($2.1 - 2.3 \text{ kpc}$; Winkler et al. 2003), Tycho’s SN remnant ($3 - 5 \text{ kpc}$; Hayato et al. 2010), and Kepler’s SN remnant ($3 - 6 \text{ kpc}$; Sankrit et al. 2005; Chiotellis et al. 2012). We apply the same search strategy as above, but we relax our proper motion cuts to the equivalents of 1000 km s^{-1} at the upper limits for the remnants’ distances. We also restrict our search regions to circles around the geometric centers of the remnants with radii corresponding to proper motion velocities of 4000 km s^{-1} at the lower limits for the distances. This high proper motion velocity accounts for the combination of the surviving companion WD’s velocity and the initial velocity of the exploding WD and its remnant.

3.2. List of hypervelocity candidates

The *Gaia* source IDs of seven of the candidates that we were able to follow up with ground-based instruments are shown in Table 1, along with their nicknames, which we will use hereafter, astrometric parameters, values for $v_{3\sigma}$, and probabilities, P_{1000} and $P_{1000-3000}$. The associated photometry from *Gaia*, PS1 (Chambers et al. 2016), and Skymapper (Wolf et al. 2018) and the telescopes used to follow up the sources are shown in Table 2, along with comments about the individual stars. None of the searches within the Galactic SN Ia remnants revealed any obvious hypervelocity candidates.

³ Other priors, such as a uniform distance prior, were also tried, but they do not significantly affect the ordering of the candidate list.

4. ANALYSIS OF THE HYPERVELOCITY CANDIDATES

The seven candidates listed in Tables 1 and 2 were followed up at the Bok telescope (2.3-m), the Nordic Optical Telescope (NOT, 2.5-m), the Shane telescope at the Lick Observatory (3.0-m), and the Southern African Large Telescope (SALT, 9.8-m). Of these seven candidates, the spectra show that four (nicknamed O1-O4) are ordinary-looking hydrogen-rich stars whose true parallaxes are likely much larger than measured, implying they are nearby stars with more pedestrian proper motion velocities. We do not discuss these stars here further. We now turn to the three remaining candidates.

4.1. Spectroscopic follow-up

The SALT data for D6-1 were obtained through Director’s Discretionary Time (proposal 2017-2-DDT-005, PI: Jha) and made use of the Robert Stobie Spectrograph (RSS), with a $1.5''$ wide longslit and the PG0900 grating, resulting in a spectral resolution $\lambda/\Delta\lambda \approx 900$ over the wavelength range $392 - 713 \text{ nm}$. The data were reduced with a custom pipeline that incorporates routines from PyRAF and PySALT (Crawford et al. 2010).

D6-2 and D6-3 were observed using the ALFOSC spectrograph on the Nordic Optical Telescope, located at Roque de Los Muchachos on La Palma. All observations were taken using Gr4, which covers the region from $3400 - 9000 \text{ \AA}$ at low resolution, and a $1''$ slit oriented at the parallactic angle. Weather conditions were excellent, with seeing below $1''$. Spectra were reduced using the dedicated pipeline ALFOSCGUI. Overscan and bias subtraction and flat fielding were performed before 1D spectra were optimally extracted. The dispersion solution for the spectra was obtained from arc lamps taken with the same configuration as the science spectra at the start of the night. In addition, a linear wavelength shift was applied to each spectrum based on sky emission lines. Telluric absorptions have been corrected for using observations of a spectrophotometric standard. The resolution of the spectra (as measured from narrow sky lines in the spectra) was $\sim 15 \text{ \AA}$, while the S/N ratio for D6-2 and D6-3 was ~ 25 .

Radial velocities (RVs) were measured via cross-correlation against the MILES library, comprising nearly 1000 stellar templates (Sánchez-Blázquez et al. 2006; Falcón-Barroso et al. 2011). We used the *rvsao* (Kurtz & Mink 1998) implementation of the Tonry & Davis (1979) algorithm. We find over one hundred good matches in the template library for each of D6-1, D6-2, and D6-3, based on the reported r statistic (ranging from $r = 4$ to 8). We average the resulting RVs and take the scatter across templates to be indicative of the scale

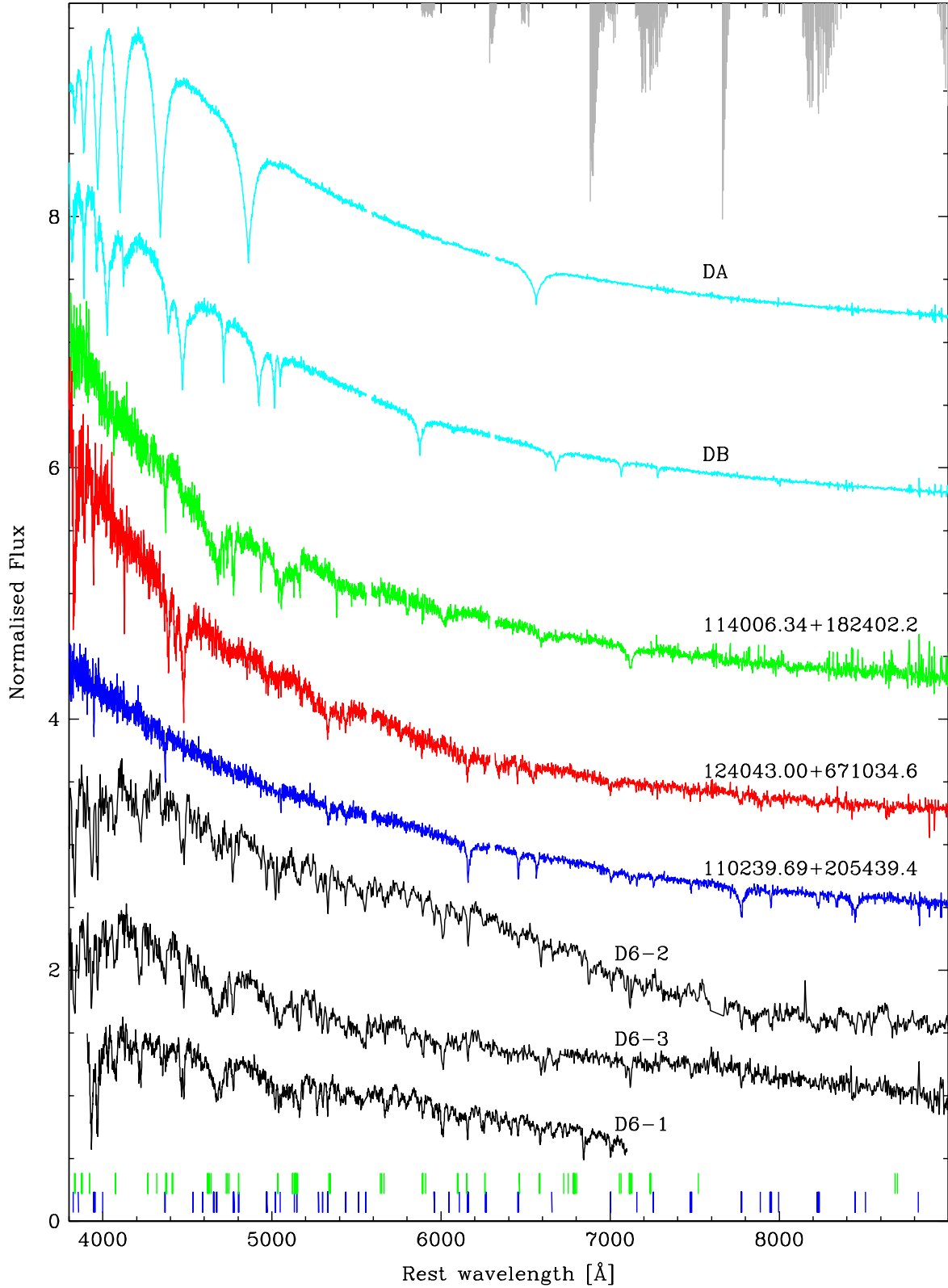


Figure 4. Identification spectra of the three runaway WD candidates (black) compared to SDSS spectra of WDs with large photospheric abundances of oxygen (blue), oxygen/magnesium/silicon (red) and carbon (green). The major lines of oxygen and carbon are indicated by blue and green tickmarks, respectively, near the bottom. Hydrogen and helium WD atmospheres (cyan) are clearly ruled out. Regions of the spectrum affected by telluric absorption are indicated in gray at the top of the figure. The spectra of the three D⁶ candidates are available as data behind the figure.

Table 1. List of candidate hypervelocity WDs followed up in this work

<i>Gaia</i> DR2 ID	Nickname	R.A.	Dec.	Parallax	μ_{α^*} ^a	μ_{δ} ^b	$v_{3\sigma}$ ^c	P_{1000} ^d	$P_{1000-3000}$ ^e
		(degrees)	(degrees)	(mas)	(mas yr ⁻¹)	(mas yr ⁻¹)	km s ⁻¹		
5805243926609660032	D6-1	249.3819752	-74.3434986	0.471 ± 0.102	-80.3 ± 0.1	-195.9 ± 0.2	1293	1.00	0.79
1798008584396457088	D6-2	324.6124885	25.3737115	1.052 ± 0.109	98.4 ± 0.2	240.4 ± 0.2	894	0.98	0.98
2156908318076164224	D6-3	283.0078540	62.0361675	0.427 ± 0.126	9.0 ± 0.2	211.5 ± 0.3	1247	1.00	0.57
2050179518946705152	O1	291.3306894	36.4500600	0.237 ± 0.317	-137.6 ± 0.6	-214.7 ± 0.6	1018	1.00	0.17
4396109004117478656	O2	237.5476987	-7.8881665	2.186 ± 0.225	-359.7 ± 0.5	-228.4 ± 0.3	706	0.37	0.37
5884527618445501056	O3	238.9823874	-55.4937974	0.360 ± 0.571	90.0 ± 0.8	-268.9 ± 0.8	649	1.00	0.20
1820931585123817728	O4	296.3894478	17.2130727	0.574 ± 0.076	-82.4 ± 0.1	-149.5 ± 0.1	1010	1.00	1.00

^aHeliocentric proper motion in right ascension.

^bHeliocentric proper motion in declination.

^cHeliocentric proper motion velocity calculated using the $3\text{-}\sigma_{\varpi}$ upper bound of the parallax.

^dProbability that the proper motion velocity is larger than 1000 km s⁻¹.

^eProbability that the proper motion velocity is bounded by 1000 and 3000 km s⁻¹.

NOTE—This is not a complete list of the most highly ranked hypervelocity WD candidates. It only shows the stars that were followed up in this work.

Table 2. Photometry and follow-up of hypervelocity WD candidates

Nickname	<i>Gaia</i>			PS1				Skymapper				Telescope	Comments		
	<i>G</i>	<i>G_{BP}</i>	<i>G_{RP}</i>	<i>g</i>	<i>r</i>	<i>i</i>	<i>z</i>	<i>y</i>	<i>u</i>	<i>g</i>	<i>r</i>			<i>i</i>	<i>z</i>
D6-1	17.4	17.6	17.1	—	—	—	—	—	18.4	17.6	17.4	17.4	—	SALT	D ⁶ WD candidate
D6-2	17.0	17.1	16.7	17.1	17.0	17.1	17.2	17.2	—	—	—	—	—	NOT	D ⁶ WD candidate
D6-3	18.3	18.4	18.0	18.6	18.3	18.3	18.4	18.5	—	—	—	—	—	NOT	D ⁶ WD candidate
O1	17.0	17.6	16.0	18.0	17.0	16.5	16.2	16.1	—	—	—	—	—	NOT	Ordinary star
O2	18.0	18.8	17.1	19.1	19.1	18.1	17.5	17.2	—	—	—	—	—	Bok	Ordinary star
O3	17.8	—	—	—	—	—	—	—	—	16.7	16.0	—	—	SALT	Ordinary star
O4	16.0	16.5	15.2	—	—	—	—	—	—	—	—	—	—	Shane	Ordinary star

of potential systematic uncertainties. We note that cross-correlation among D6-1, D6-2, and D6-3 themselves results in a much higher $r \simeq 15$, showing that these spectra are much more similar to each other than they are to entries in the template library. The resulting RV shifts are shown in Table 3.

Figure 4 shows the spectra of D6-1, D6-2, and D6-3. An RV shift of 1200 km s^{-1} is applied to D6-1, while the spectra of D6-2 and D6-3 are unshifted. The spectra contain a multitude of absorption features. No transitions of hydrogen or helium are detected, ruling out canonical atmosphere compositions (Kleinman et al. 2013). Comparison with unusual WDs identified by SDSS (Gänsicke et al. 2010; Gentile Fusillo et al. 2015; Kepler et al. 2016) clearly reveals strong features of carbon, oxygen, magnesium, and calcium in the three candidates. Based on their $G_{\text{BP}} - G_{\text{RP}}$ colors, which are slightly redder than those of GD 492, SDSS 1102+2054, and SDSS 1140+1824 (see Section 4.3), we estimate effective temperatures of $\simeq 8000 \text{ K}$. Determining accurate atmospheric parameters for stars with such unusual compositions will require higher-quality spectroscopy.

As discussed in Section 2.3, the absence of hydrogen is expected for a surviving D^6 WD, as it would have been transferred stably to the primary WD and ejected from the system prior to the explosion. The non-detection of helium is unconstraining due to the relatively low surface temperatures. In fact, in their modeling of GD 492, a hypervelocity star spectroscopically similar to our three candidates, Raddi et al. (2018b) find significant helium is required even though it is not directly observable.

Figure 5 shows a zoomed-in portion of the D6-1, D6-2, and D6-3 observed wavelength spectra, highlighting the region near the Ca II H&K lines. It is clear that D6-1 has a radial velocity shift of 1200 km s^{-1} , as shown by the red lines. However, D6-2 and D6-3 have RVs consistent with being $< 100 \text{ km s}^{-1}$. These very low RVs cast doubt on the interpretation of these stars as hypervelocity stars: it seems unlikely that these stars would have a combination of very high proper motion velocities but very low RVs. As a check, all the *Gaia* proper motions were confirmed through examination of the fields of these candidates in epochs 1 and 2 of the Digitized Sky Survey, and also the Sloan Digital Sky Survey (Alam et al. 2015) for D6-2. In all cases the long baseline proper motions are consistent with *Gaia*'s values. If we assume that the measured parallaxes of D6-2 and D6-3 are instead systematically incorrect and that the transverse velocities of D6-2 and D6-3 are a more typical 100 km s^{-1} , then the implied distances are $\sim 100 \text{ pc}$. This would suggest absolute magnitudes of $G = 12-13$. Thus, a possible interpretation is that these

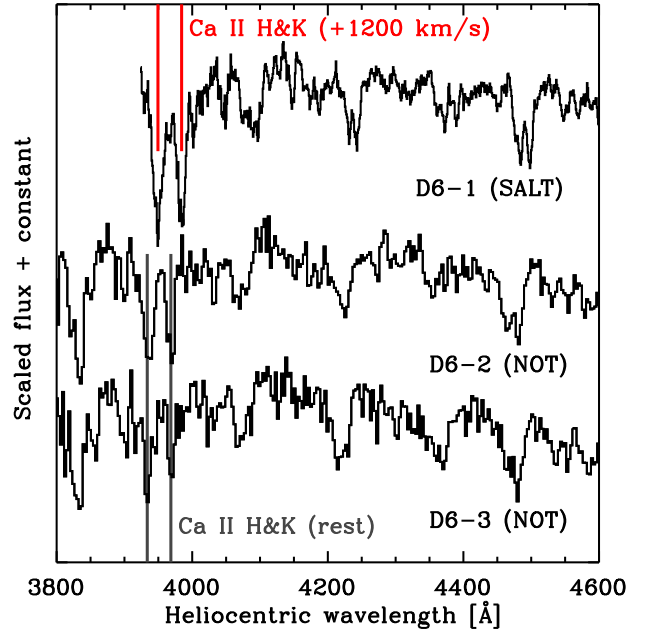


Figure 5. Zoom-in of the spectra for D6-1, D6-2, and D6-3. Observed wavelengths have been transformed to the heliocentric frame but are otherwise uncorrected for RV shifts. The Ca II H&K lines for D6-1 are clearly shifted by 1200 km s^{-1} , as shown by the red lines, while the same features are consistent with their rest wavelength values for D6-2 and D6-3.

two objects are faint, nearby white dwarfs and that the parallax measurements have extremely large systematic uncertainties.

On the other hand, the *Gaia* noise values for D6-2 and D6-3 imply clean measurements. Moreover, D6-1's extremely high RV makes its proper motion velocity credible.⁴ Finally, the fact that all three candidates, selected for their extreme proper motion velocities, are similar to each other and to GD 492, another hypervelocity star (Vennes et al. 2017; Raddi et al. 2018b,a), suggests that the proper motion velocities of D6-1, D6-2, and D6-3 are indeed very high.

4.2. Posterior velocity distributions and orbital solutions

To emphasize the extreme nature of D6-1, D6-2, and D6-3, Figure 6 shows the posterior distributions of their total Galactocentric velocities. These posteriors were derived by sampling the distance posteriors (equation 3), as well as sampling the RVs and proper motions within their assumed Gaussian uncertainties, and applying a

⁴ D6-1's RV was confirmed on a subsequent night, ruling out the possibility that the high RV is due to orbital motion in a tight binary system.

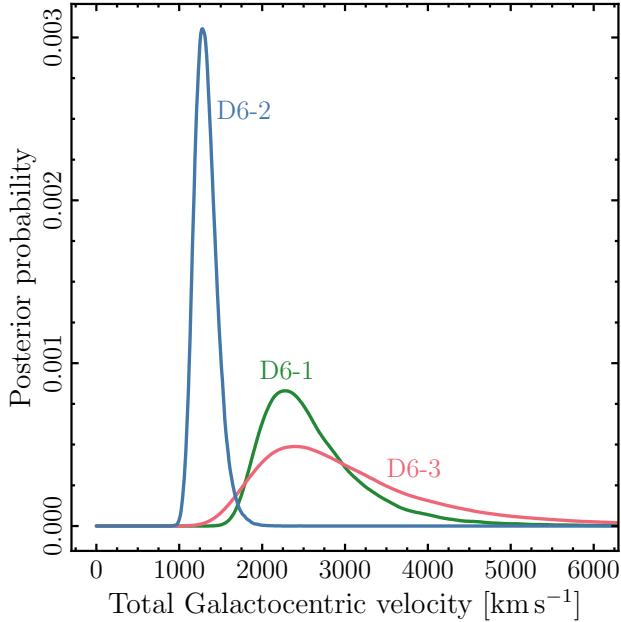


Figure 6. Posterior probabilities of total Galactocentric velocities for D6-1, D6-2, and D6-3. An exponentially decreasing space density distance prior is used, and the parallax, proper motion, and RV errors are assumed to be normally distributed.

Table 3. Velocity information of the hypervelocity candidates

Nickname	RV_{helio}^a (km s^{-1})	$v_{\text{proper, helio}}^b$ (km s^{-1})	v_{Galacto}^c (km s^{-1})
D6-1	1200 ± 40	2200 [1400 – 6800]	2300 [1600 – 6600]
D6-2	20 ± 60	1200 [700 – 1500]	1300 [1000 – 1900]
D6-3	-20 ± 80	2400 [1700 – 11100]	2400 [1400 – 9000]

^aHeliocentric radial velocity, with 68.3% uncertainties.

^bHeliocentric proper motion velocity, posterior maximum with 99.7% credible intervals.

^cTotal Galactocentric velocity, posterior maximum with 99.7% credible intervals.

heliocentric to Galactocentric coordinate transformation with `astropy` (The Astropy Collaboration et al. 2018).

Further velocity information is listed in Table 3. D6-1, D6-2, and D6-3 have high probabilities of being three of the fastest known stars in the Milky Way, possibly only surpassed by pulsars kicked from core collapse SNe and the stars in close orbit around the Galactic center.

Samples of the orbital solutions for the candidate hypervelocity stars are shown in Figures 7, 8, and 9, calculated with `galpy` (Bovy 2015) and assuming an MWPo-

tential2014 gravitational potential and an exponentially decreasing space density distance prior as before. It is clear that all three candidates are unbound from the Milky Way and that almost none of the orbital solutions passes near the Galactic center. Taken as a group, it is highly unlikely that the hypervelocity nature of these stars is due to Galactic center ejection.

4.3. Color-magnitude diagram and possible interpretation

In Figure 10, we show a color-magnitude diagram using *Gaia*’s $G_{\text{BP}} - G_{\text{RP}}$ color and the absolute *Gaia* G -band magnitude, assuming the measured values of the parallax. Black points and colored regions show a random sub-sample of 5.7×10^6 stars from *Gaia* DR2 with accurate parallaxes ($\varpi/\sigma_\varpi > 30$), clean astrometry (`astrometric_excess_noise` < 1) and low reddening ($|b| > 30^\circ$). Our three hypervelocity candidates, GD 492 (Vennes et al. 2017), US 708 (Hirsch et al. 2005; Justham et al. 2009; Geier et al. 2015), and the three peculiar SDSS WDs from Figure 4 are shown as colored symbols.

D6-1, D6-2, and D6-3 form a relatively tight grouping in color-magnitude space that includes GD 492. These four stars currently have radii between typical WDs and main sequence stars, similar to subdwarf stars; GD 492’s radius is estimated to be $0.2 R_\odot$ (Raddi et al. 2018a). However, if they had previously been helium-rich subdwarf companions of exploding WDs in SN Ia systems, Figure 1 shows that their velocities would be well below 1000 km s^{-1} . There have been some suggestions that GD 492 is instead the bound WD remnant of a SN Iax explosion that has received a large kick due to asymmetric mass ejection or due to the disruption of the binary system upon instantaneous mass loss (Vennes et al. 2017; Raddi et al. 2018b,a). However, the predicted kicks in these systems due to asymmetric mass ejection range from only ten to several hundred km s^{-1} (Fink et al. 2014; Long et al. 2014), far below the observed velocities of the D⁶ stars. The orbital velocity of a Chandrasekhar-mass WD in a tight binary with a helium star can approach GD 492’s velocity, but it cannot explain the even higher velocities of D6-1, D6-2, and D6-3.

These three stars, and possibly also GD 492, may instead be the surviving companion WDs of D⁶ SNe Ia. While they are clearly not typical WDs now, mechanisms discussed in Section 2.2 that were active during the phase of dynamical mass transfer prior to the SN Ia and the post-explosion evolution may have deposited enough energy to lift the degeneracy of the outer layers

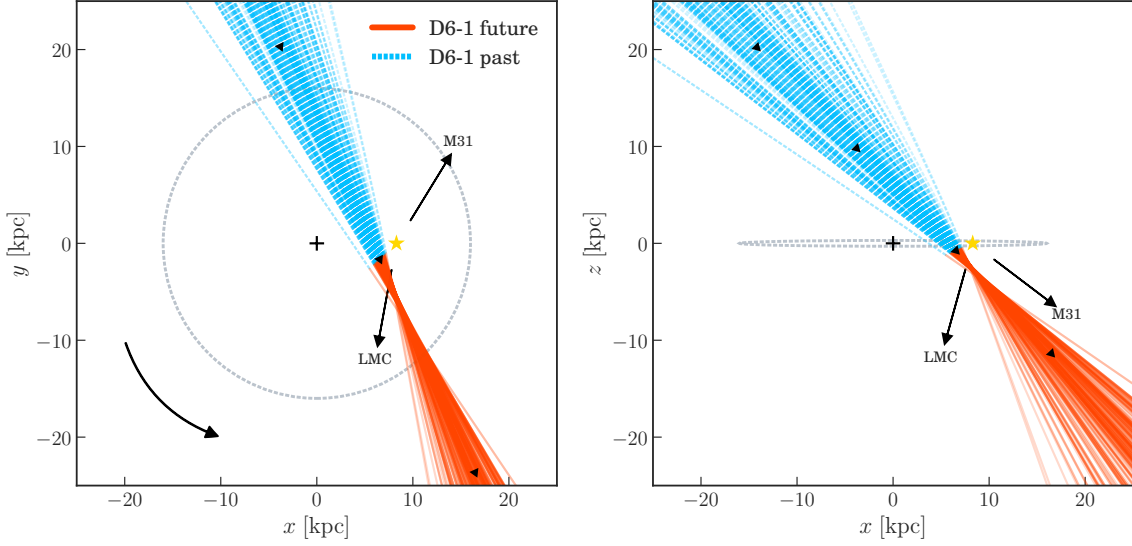


Figure 7. Sample realizations of D6-1’s orbital solutions (past trajectories in blue; future trajectories in red). The Milky Way’s thin disk is overlaid in gray contours. A face-on view is shown in the left panel; the right panel shows an edge-on perspective. The Sun’s location is marked with a star, and the Galaxy’s rotation and the directions to the LMC and M31 are denoted with arrows.

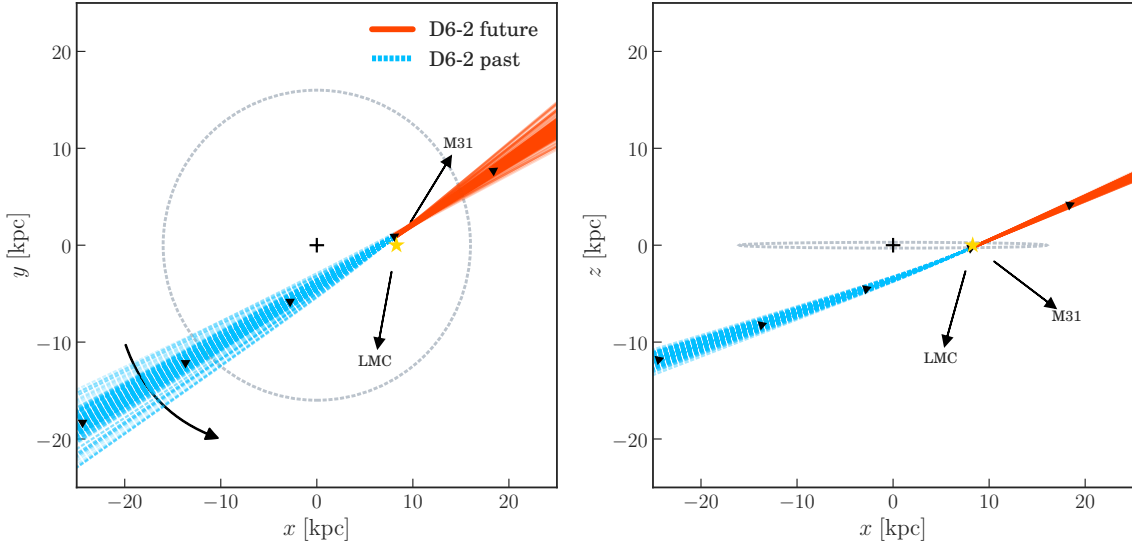


Figure 8. Same as Figure 7, but for D6-2’s orbital solutions.

and cause the WDs to temporarily appear as subdwarf stars just after the explosion.

Our expectation was that most of the excess energy would be deposited near the surface of the WD, where it would be radiated away on relatively short timescales, so that the stars would quickly return to being dim, typical-looking WDs. This could indeed be true, mak-

ing it difficult to observe the majority of the runaway WDs in the Solar neighborhood. However, a small fraction of these stars will have experienced SNe Ia much more recently than the average runaway WD, possibly rendering them still bright enough to observe.

A similar calculation to the one described in Section 2.5 yields 300 – 400 runaway WDs within the $\sim 65 \text{ kpc}^3$

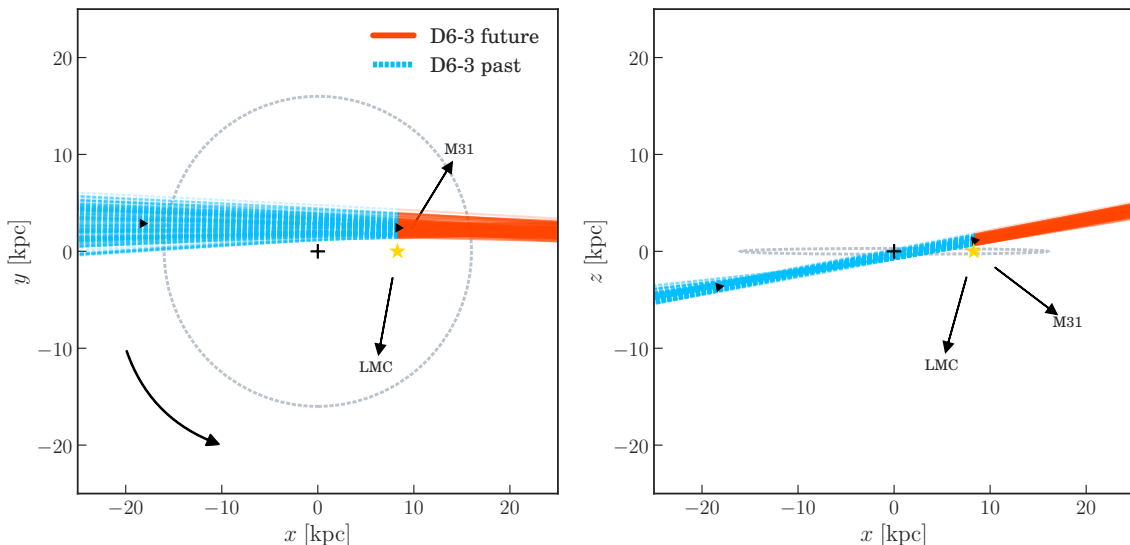


Figure 9. Same as Figure 7, but for D6-3’s orbital solutions.

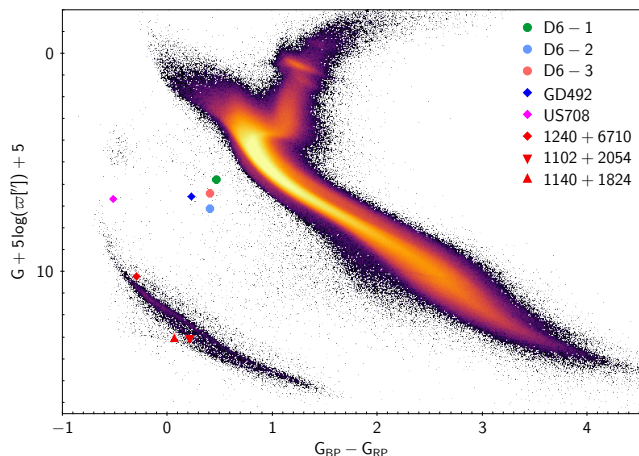


Figure 10. Color-magnitude diagram of the three hypervelocity candidates, GD 492, US 708, and three chemically peculiar WDs (colored symbols). Black circles and colored regions show reliably measured stars from *Gaia*.

volume in which we observed D6-1, D6-2, and D6-3. If we include GD 492, we have observed 1% of the potential nearby runaway WDs, which corresponds to stars ejected more recently than $\sim 4 \times 10^4$ yr (Fig. 2). Thus, D6-1, D6-2, D6-3, and possibly GD 492 may just represent the small portion of runaway WDs that have been violently altered by SNe Ia so recently they have yet to evolve back into typical-looking WDs.

US 708, a hypervelocity helium-rich subdwarf, sits blueward of this group. It is possible that, as stars like D6-1, D6-2, D6-3, and GD 492 radiate the deposited energy and contract, the unseen helium that Raddi et al.

(2018b) require in their best-fit models of GD 492’s spectrum becomes directly observable as the photosphere becomes hotter. Thus, these stars could evolve to appear like US 708 on their way back to the WD cooling track. Future observations and detailed stellar evolution calculations and spectral modeling will help to test all of these intriguing possibilities.

4.4. D6-2’s association with SN remnant G70.0-21.5

Motivated by the possibility that these four stars may have been ejected from the sites of SNe Ia $\sim 4 \times 10^4$ yr ago, we search for existing SN remnants along their past orbital solutions up to their positions $\sim 10^5$ yr ago. We use the online catalogs of D.A. Green⁵ and G. Ferrand⁶, as well as the Open Supernova Catalog⁷ (Guillochon et al. 2017). Additionally, we searched data from the *ROSAT* All-Sky Survey for SN remnant sources that emit soft X-rays.

For stars D6-1, D6-3, and GD 492 we find no SN remnant candidate sources along the past velocity vectors. We note that this does not rule out their association with a SN, because SN remnants can dissipate into the interstellar medium on timescales ranging from a few thousand years up to a few hundred thousand years, depending on the remnant. Furthermore, the regions around these three stars lack high-quality $H\alpha$ imaging,

⁵ <https://www.mrao.cam.ac.uk/surveys/snrs>

⁶ <http://www.physics.umanitoba.ca/snr/SNRcat>

⁷ <https://sne.space>

so limits on the non-existence of remnants are not constraining.

However, as shown in Figure 11, D6-2’s position 9×10^4 yr in the past places it 0.9 deg from the approximate geometric center of the faint, old SN remnant G70.0-21.5. This remnant, first identified by Fesen et al. (2015), consists of a shell of H α filaments, along with several other spectral lines only associated with slowly moving, radiative shocks from an old SN remnant. Additionally, Fesen et al. (2015) report faint *ROSAT* X-ray emission from near the center, another indication of a SN remnant.

Of the known remnants, G70.0-21.5 lies furthest from the Galactic plane, suggesting it was produced by a SN Ia. The distance to G70.0-21.5 inferred from its shock velocities is 1 – 2 kpc, consistent with D6-2’s parallax-measured distance of 1.0 ± 0.1 kpc. Fesen et al. (2015) also conclude that the remnant is quite old, perhaps between several 10^4 and 10^5 yr. The probability of a chance alignment between D6-2’s past position and the projected center of an unassociated SN remnant that is at a consistent distance and has a consistent age is likely very small, especially given the lack of any other obvious SN remnants in the VTSS images of this region. However, this probability should be quantified in future work.

At a distance of 1 kpc, G70.0-21.5’s height below the Galactic plane is 400 pc, matching D6-2’s height 10^5 yr ago. D6-1 and D6-3 were farther from the plane at that time: 700 and 1200 pc, respectively. Such offsets are reasonable since SNe Ia can occur in old stellar populations and the thick disk’s scale height is 900 pc (Bland-Hawthorn & Gerhard 2016). Furthermore, D⁶ survivors that were recently ejected from closer to the Galactic plane would suffer higher extinction and could be unobservable. Thus, these three D⁶ candidates may represent more than just 1% of the 300 – 400 expected survivors within 2.5 kpc, after accounting for those that remain obscured at low Galactic latitudes.

While D6-2 did not pass exactly through G70.0-21.5’s center as reported by Fesen et al. (2015), the approximate determination of the center of this aspherical remnant makes such a comparison difficult. Moreover, G70.0-21.5’s advanced age means that its appearance is heavily influenced by the structure of the inhomogeneous surrounding interstellar medium, further complicating determination of the site of the explosion. We thus do not regard the 0.9 deg offset between D6-2’s past position and Fesen et al. (2015)’s reported center as evidence against the association.

It is not possible to rule out other SN remnants present in this field that are even older, fainter, and more diffuse

than G70.0-21.5. At some point, as SN remnants age, they simply dissolve away into the interstellar medium, below any possible threshold of detection. Nonetheless, the close association between D6-2 and a known SN remnant, G70.0-21.5, is quite tantalizing. Though the remnant is at a very advanced evolutionary stage, it may be possible to follow up the X-ray emission with deeper observations to determine the ejecta abundances, and thus, the SN type. We note that while none of the other hypervelocity runaway candidates are associated with known SN remnants, they also all lack high-quality H α imaging, which is how G70.0-21.5 was discovered. Future observations will ascertain if any of the remaining candidates’ remnants are observable but are so faint they have been missed by previous lower-quality searches.

5. CONCLUSIONS

We have searched *Gaia*’s second data release for hypervelocity runaway WDs that survived dynamically driven double-degenerate double-detonation (D⁶) SNe Ia. We followed up seven candidates with ground-based telescopes. Of these, three are consistent with being hypervelocity runaway stars that were previously the WD companions to primary WDs that exploded as SNe Ia. One candidate is also closely associated with a faint, old SN remnant at a distance consistent with the candidate’s measured parallax.

One lingering puzzle is the very low RV measured for two of the hypervelocity stars. However, given these two stars’ close photometric and spectroscopic match to the third star, which does have a large RV, and the association of one of the low RV stars with a SN remnant, the peculiar RVs may just be a statistical fluctuation due to small numbers. Future detection and characterization of more D⁶ survivors will hopefully ease this tension.

While the candidates are much brighter and have larger radii than expected, plausible mechanisms exist that may have changed the appearance of these hypervelocity runaway stars for a short time following the SN Ia explosion. If validated by future high-resolution spectroscopy and detailed stellar evolution calculations and atmospheric modeling, these stars would confirm the success of the D⁶ scenario in producing SNe Ia. Future study of these candidate D⁶ survivors would also shed important insight on the physics of double WD binaries and the aftermath of SN Ia explosions, including tidal heating, stellar ablation, and ejecta deposition.

The increased luminosity of the three D⁶ candidates raises the possibility that such survivors could be observable within relatively close and young SN remnants such as Tycho, Kepler, and SN 1006. However, previ-

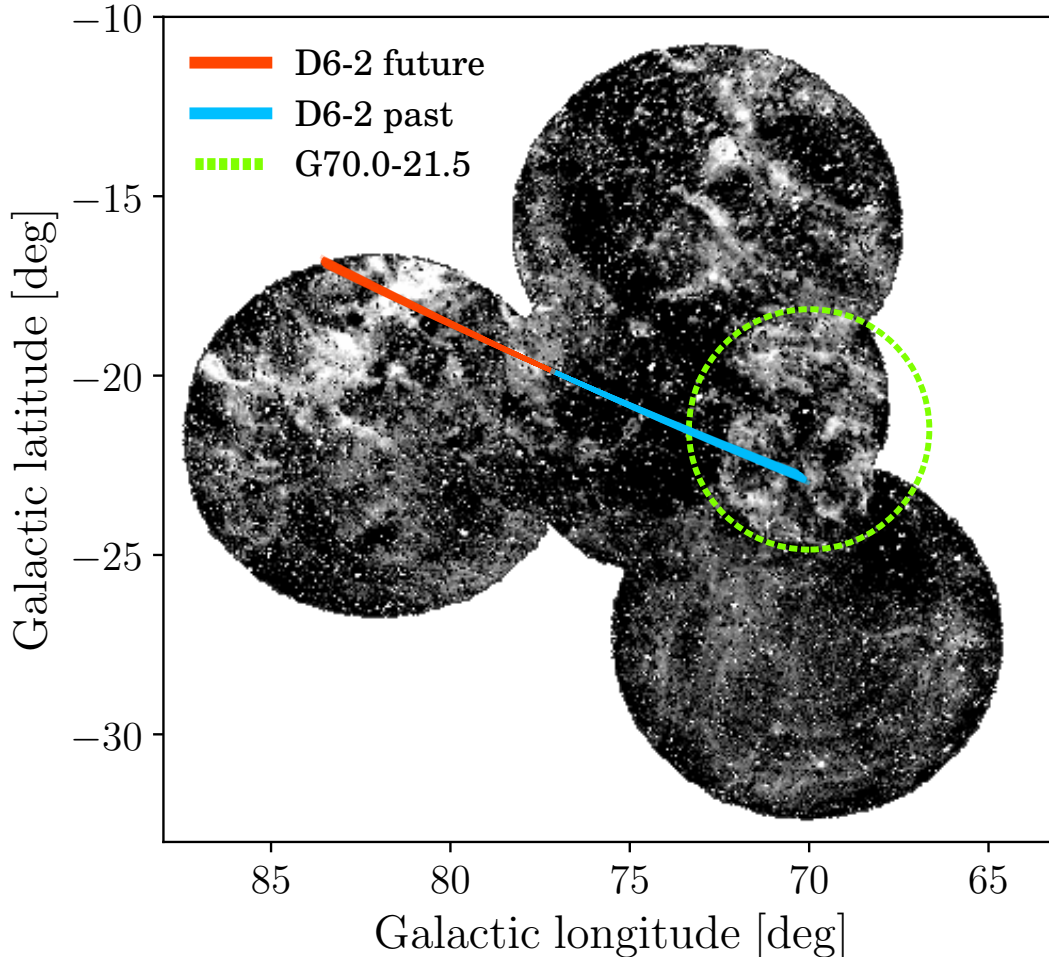


Figure 11. The orbital solution of D6-2 overlaid on $H\alpha$ images from Virginia Tech Spectral Line Survey (VTSS; [Dennison et al. 1998](#)). The blue and red trajectories extend 9×10^4 yr into D6-2’s past and future, respectively. The green circle encompasses the remnant of G70.0-21.5.

ous searches within these remnants, including one designed to look for hot surviving WD companions, and our search using *Gaia* DR2 have failed to find any convincing candidates. It is possible that D^6 survivors do exist within these remnants but are presently too faint or too red or blue to be easily disentangled from the other stars. Future analysis and modeling will help to discover or constrain the existence of surviving WDs within these remnants.

Several candidates, undiscussed here, remain to be followed up. Furthermore, given the large parallax uncertainties near the magnitude limit of DR2, it is likely that more such stars exist but are hiding in the data. Dedicated work and future *Gaia* data releases may be able to tease out more candidates in the coming years.

We thank Josh Bloom, Brian Metzger, Alison Miller, Peter Nugent, and Eliot Quataert for discussions, and

the referee for helpful comments. K.J.S. is supported by NASA through the Astrophysics Theory Program (NNX17AG28G). D.B. thanks the UK Science and Technology Facilities Council for supporting his PhD. We thank Encarni Romero Colmenero and Petri Vaisanen for the Director’s Discretionary Time award on SALT. S.W.J. is supported in part by NSF award AST-1615455. The UCSC group is supported in part by NASA grant NNG17PX03C, NSF grant AST-1518052, the Gordon & Betty Moore Foundation, the Heising-Simons Foundation, and by fellowships from the Alfred P. Sloan Foundation and the David and Lucile Packard Foundation to R.J.F. M.F. is supported by a Royal Society - Science Foundation Ireland University Research Fellowship. K.M. is supported by STFC through an Ernest Rutherford fellowship. W.E.K. is supported by an ESO Fellowship and the Excellence Cluster Universe, Technische Universität München, Boltzmannstrasse 2, D-

85748 Garching, Germany. Support for J.S. is provided by NASA through Hubble Fellowship grant #HST-HF2-51382.001-A awarded by the Space Telescope Science Institute, which is operated by the Association of Universities for Research in Astronomy, Inc., for NASA, under contract NAS5-26555. We acknowledge the “Observational Signatures of Type Ia Supernova Progenitors III” workshop at the Lorentz Center, where some of the preparatory work for this study was performed.

This work has made use of data from the European Space Agency (ESA) mission *Gaia* (<https://www.cosmos.esa.int/gaia>), processed by the *Gaia* Data Processing and Analysis Consortium (DPAC, <https://www.cosmos.esa.int/web/gaia/dpac/consortium>). Funding for the DPAC has been provided by national institutions, in particular the institutions participating in the *Gaia* Multilateral Agreement.

The NOT data was obtained through NUTS, which is supported in part by the Instrument Center for Danish Astrophysics (IDA). Support also comes from the European Research Council under the European Union’s Seventh Framework Programme (FP/2007-2013) / ERC Grant Agreement n. 320964 (WDTracer). Some of the observations reported in this paper were obtained with the Southern African Large Telescope (SALT). PyRAF is a product of the Space Telescope Science Institute, which is operated by AURA for NASA.

The Pan-STARRS1 Surveys (PS1) and the PS1 public science archive have been made possible through contributions by the Institute for Astronomy, the University of Hawaii, the Pan-STARRS Project Office, the Max-Planck Society and its participating institutes, the Max Planck Institute for Astronomy, Heidelberg and the Max Planck Institute for Extraterrestrial Physics, Garching, The Johns Hopkins University, Durham University, the University of Edinburgh, the Queen’s University Belfast, the Harvard-Smithsonian Center for Astrophysics, the Las Cumbres Observatory Global Telescope Network

Incorporated, the National Central University of Taiwan, the Space Telescope Science Institute, the National Aeronautics and Space Administration under Grant No. NNX08AR22G issued through the Planetary Science Division of the NASA Science Mission Directorate, the National Science Foundation Grant No. AST-1238877, the University of Maryland, Eotvos Lorand University (ELTE), the Los Alamos National Laboratory, and the Gordon and Betty Moore Foundation.

The national facility capability for SkyMapper has been funded through ARC LIEF grant LE130100104 from the Australian Research Council, awarded to the University of Sydney, the Australian National University, Swinburne University of Technology, the University of Queensland, the University of Western Australia, the University of Melbourne, Curtin University of Technology, Monash University and the Australian Astronomical Observatory. SkyMapper is owned and operated by The Australian National University’s Research School of Astronomy and Astrophysics. The survey data were processed and provided by the SkyMapper Team at ANU. The SkyMapper node of the All-Sky Virtual Observatory (ASVO) is hosted at the National Computational Infrastructure (NCI). Development and support the SkyMapper node of the ASVO has been funded in part by Astronomy Australia Limited (AAL) and the Australian Government through the Commonwealth’s Education Investment Fund (EIF) and National Collaborative Research Infrastructure Strategy (NCRIS), particularly the National eResearch Collaboration Tools and Resources (NeCTAR) and the Australian National Data Service Projects (ANDS).

Software: *rvsao* (Kurtz & Mink 1998), *astropy* (The Astropy Collaboration et al. 2018), *galpy* (Bovy 2015), *MESA* (v10108; Paxton et al. 2011, 2013, 2015, 2018), *PySALT* (<http://pysalt.salt.ac.za>; Crawford et al. 2010), *PyRAF* (http://www.stsci.edu/institute/software_hardware/pyraf), *ALFOSCGUI* (<http://sngroup.oapd.inaf.it/foscgui.html>)

REFERENCES

- Alam, S., Albareti, F. D., Allende Prieto, C., et al. 2015, *ApJS*, 219, 12, doi: [10.1088/0067-0049/219/1/12](https://doi.org/10.1088/0067-0049/219/1/12)
- Astraatmadja, T. L., & Bailer-Jones, C. A. L. 2016, *ApJ*, 832, 137, doi: [10.3847/0004-637X/832/2/137](https://doi.org/10.3847/0004-637X/832/2/137)
- Bergeron, P., Wesemael, F., Dufour, P., et al. 2011, *ApJ*, 737, 28, doi: [10.1088/0004-637X/737/1/28](https://doi.org/10.1088/0004-637X/737/1/28)
- Bildsten, L., Shen, K. J., Weinberg, N. N., & Nelemans, G. 2007, *ApJL*, 662, L95, doi: [10.1086/519489](https://doi.org/10.1086/519489)
- Bland-Hawthorn, J., & Gerhard, O. 2016, *ARA&A*, 54, 529, doi: [10.1146/annurev-astro-081915-023441](https://doi.org/10.1146/annurev-astro-081915-023441)
- Blondin, S., Dessart, L., Hillier, D. J., & Khokhlov, A. M. 2017, *MNRAS*, 470, 157, doi: [10.1093/mnras/stw2492](https://doi.org/10.1093/mnras/stw2492)
- Bloom, J. S., Kasen, D., Shen, K. J., et al. 2012, *ApJL*, 744, L17, doi: [10.1088/2041-8205/744/2/L17](https://doi.org/10.1088/2041-8205/744/2/L17)
- Bovy, J. 2015, *ApJS*, 216, 29, doi: [10.1088/0067-0049/216/2/29](https://doi.org/10.1088/0067-0049/216/2/29)

- Brown, W. R. 2015, *ARA&A*, 53, 15, doi: [10.1146/annurev-astro-082214-122230](https://doi.org/10.1146/annurev-astro-082214-122230)
- Brown, W. R., Kilic, M., Kenyon, S. J., & Gianninas, A. 2016, *ApJ*, 824, 46, doi: [10.3847/0004-637X/824/1/46](https://doi.org/10.3847/0004-637X/824/1/46)
- Bulla, M., Sim, S. A., Pakmor, R., et al. 2016, *MNRAS*, 455, 1060, doi: [10.1093/mnras/stv2402](https://doi.org/10.1093/mnras/stv2402)
- Burkart, J., Quataert, E., Arras, P., & Weinberg, N. N. 2013, *MNRAS*, 433, 332, doi: [10.1093/mnras/stt726](https://doi.org/10.1093/mnras/stt726)
- Chambers, K. C., Magnier, E. A., Metcalfe, N., et al. 2016, arXiv:1612.05560. <https://arxiv.org/abs/1612.05560>
- Chayer, P., Fontaine, G., & Wesemael, F. 1995a, *ApJS*, 99, 189, doi: [10.1086/192184](https://doi.org/10.1086/192184)
- Chayer, P., Vennes, S., Pradhan, A. K., et al. 1995b, *ApJ*, 454, 429, doi: [10.1086/176494](https://doi.org/10.1086/176494)
- Chiotellis, A., Schure, K. M., & Vink, J. 2012, *A&A*, 537, A139, doi: [10.1051/0004-6361/201014754](https://doi.org/10.1051/0004-6361/201014754)
- Colgate, S. A., & McKee, C. 1969, *ApJ*, 157, 623, doi: [10.1086/150102](https://doi.org/10.1086/150102)
- Crawford, S. M., Still, M., Schellart, P., et al. 2010, in *Proc. SPIE*, Vol. 7737, *Observatory Operations: Strategies, Processes, and Systems III*, 773725
- Dan, M., Guillochon, J., Brügggen, M., Ramirez-Ruiz, E., & Rosswog, S. 2015, *MNRAS*, 454, 4411, doi: [10.1093/mnras/stv2289](https://doi.org/10.1093/mnras/stv2289)
- Dan, M., Rosswog, S., Brügggen, M., & Podsiadlowski, P. 2014, *MNRAS*, 438, 14, doi: [10.1093/mnras/stt1766](https://doi.org/10.1093/mnras/stt1766)
- Dan, M., Rosswog, S., Guillochon, J., & Ramirez-Ruiz, E. 2011, *ApJ*, 737, 89, doi: [10.1088/0004-637X/737/2/89](https://doi.org/10.1088/0004-637X/737/2/89)
- Dennison, B., Simonetti, J. H., & Topasna, G. A. 1998, *PASA*, 15, 147, doi: [10.1071/AS98147](https://doi.org/10.1071/AS98147)
- Dupuis, J., Fontaine, G., Pelletier, C., & Wesemael, F. 1992, *ApJS*, 82, 505, doi: [10.1086/191728](https://doi.org/10.1086/191728)
- Eggleton, P. P. 1983, *ApJ*, 268, 368, doi: [10.1086/160960](https://doi.org/10.1086/160960)
- Falcón-Barroso, J., Sánchez-Blázquez, P., Vazdekis, A., et al. 2011, *A&A*, 532, A95, doi: [10.1051/0004-6361/201116842](https://doi.org/10.1051/0004-6361/201116842)
- Fesen, R. A., Neustadt, J. M. M., Black, C. S., & Koepfel, A. H. D. 2015, *ApJ*, 812, 37, doi: [10.1088/0004-637X/812/1/37](https://doi.org/10.1088/0004-637X/812/1/37)
- Fink, M., Hillebrandt, W., & Röpke, F. K. 2007, *A&A*, 476, 1133, doi: [10.1051/0004-6361:20078438](https://doi.org/10.1051/0004-6361:20078438)
- Fink, M., Röpke, F. K., Hillebrandt, W., et al. 2010, *A&A*, 514, A53, doi: [10.1051/0004-6361/200913892](https://doi.org/10.1051/0004-6361/200913892)
- Fink, M., Kromer, M., Seitzzahl, I. R., et al. 2014, *MNRAS*, 438, 1762, doi: [10.1093/mnras/stt2315](https://doi.org/10.1093/mnras/stt2315)
- Foley, R. J., Challis, P. J., Chornock, R., et al. 2013, *ApJ*, 767, 57, doi: [10.1088/0004-637X/767/1/57](https://doi.org/10.1088/0004-637X/767/1/57)
- Fuller, J., & Lai, D. 2011, *MNRAS*, 412, 1331, doi: [10.1111/j.1365-2966.2010.18017.x](https://doi.org/10.1111/j.1365-2966.2010.18017.x)
- Gaia Collaboration, Brown, A. G. A., Vallenari, A., et al. 2018, *A&A*, accepted (arXiv:1804.09365). <https://arxiv.org/abs/1804.09365>
- Gaia Collaboration, Prusti, T., de Bruijne, J. H. J., et al. 2016, *A&A*, 595, A1, doi: [10.1051/0004-6361/201629272](https://doi.org/10.1051/0004-6361/201629272)
- Gänsicke, B. T., Koester, D., Girven, J., Marsh, T. R., & Steeghs, D. 2010, *Science*, 327, 188, doi: [10.1126/science.1180228](https://doi.org/10.1126/science.1180228)
- Geier, S., Fürst, F., Ziegerer, E., et al. 2015, *Science*, 347, 1126, doi: [10.1126/science.1259063](https://doi.org/10.1126/science.1259063)
- Gentile Fusillo, N. P., Gänsicke, B. T., & Greiss, S. 2015, *MNRAS*, 448, 2260, doi: [10.1093/mnras/stv120](https://doi.org/10.1093/mnras/stv120)
- Gilfanov, M., & Bogdán, Á. 2010, *Nature*, 463, 924, doi: [10.1038/nature08685](https://doi.org/10.1038/nature08685)
- Guerrero, J., García-Berro, E., & Isern, J. 2004, *A&A*, 413, 257, doi: [10.1051/0004-6361:20031504](https://doi.org/10.1051/0004-6361:20031504)
- Guillochon, J., Dan, M., Ramirez-Ruiz, E., & Rosswog, S. 2010, *ApJL*, 709, L64, doi: [10.1088/2041-8205/709/1/L64](https://doi.org/10.1088/2041-8205/709/1/L64)
- Guillochon, J., Parrent, J., Kelley, L. Z., & Margutti, R. 2017, *ApJ*, 835, 64, doi: [10.3847/1538-4357/835/1/64](https://doi.org/10.3847/1538-4357/835/1/64)
- Hansen, B. M. S. 2003, *ApJ*, 582, 915, doi: [10.1086/344782](https://doi.org/10.1086/344782)
- Hayato, A., Yamaguchi, H., Tamagawa, T., et al. 2010, *ApJ*, 725, 894, doi: [10.1088/0004-637X/725/1/894](https://doi.org/10.1088/0004-637X/725/1/894)
- Helder, E. A., Vink, J., Bamba, A., et al. 2013, *MNRAS*, 435, 910, doi: [10.1093/mnras/stt993](https://doi.org/10.1093/mnras/stt993)
- Hills, J. G. 1988, *Nature*, 331, 687, doi: [10.1038/331687a0](https://doi.org/10.1038/331687a0)
- Hirsch, H. A., Heber, U., O'Toole, S. J., & Bresolin, F. 2005, *A&A*, 444, L61, doi: [10.1051/0004-6361:200500212](https://doi.org/10.1051/0004-6361:200500212)
- Holberg, J. B., & Bergeron, P. 2006, *AJ*, 132, 1221, doi: [10.1086/505938](https://doi.org/10.1086/505938)
- Iben, Jr., I., & Tutukov, A. V. 1984, *ApJS*, 54, 335, doi: [10.1086/190932](https://doi.org/10.1086/190932)
- Iben, Jr., I., Tutukov, A. V., & Fedorova, A. V. 1998, *ApJ*, 503, 344, doi: [10.1086/305972](https://doi.org/10.1086/305972)
- Jordan, IV, G. C., Perets, H. B., Fisher, R. T., & van Rossum, D. R. 2012, *ApJL*, 761, L23, doi: [10.1088/2041-8205/761/2/L23](https://doi.org/10.1088/2041-8205/761/2/L23)
- Justham, S., Wolf, C., Podsiadlowski, P., & Han, Z. 2009, *A&A*, 493, 1081, doi: [10.1051/0004-6361:200810106](https://doi.org/10.1051/0004-6361:200810106)
- Kaplan, D. L., Bildsten, L., & Steinfadt, J. D. R. 2012, *ApJ*, 758, 64, doi: [10.1088/0004-637X/758/1/64](https://doi.org/10.1088/0004-637X/758/1/64)
- Kasen, D. 2010, *ApJ*, 708, 1025, doi: [10.1088/0004-637X/708/2/1025](https://doi.org/10.1088/0004-637X/708/2/1025)
- Kepler, S. O., Koester, D., & Ourique, G. 2016, *Science*, 352, 67, doi: [10.1126/science.aad6705](https://doi.org/10.1126/science.aad6705)
- Kerzendorf, W. E., Childress, M., Scharwächter, J., Do, T., & Schmidt, B. P. 2014, *ApJ*, 782, 27, doi: [10.1088/0004-637X/782/1/27](https://doi.org/10.1088/0004-637X/782/1/27)
- Kerzendorf, W. E., Strampelli, G., Shen, K. J., et al. 2018, *MNRAS*, 479, 192, doi: [10.1093/mnras/sty1357](https://doi.org/10.1093/mnras/sty1357)

- Kleinman, S. J., Kepler, S. O., Koester, D., et al. 2013, *ApJS*, 204, 5, doi: [10.1088/0067-0049/204/1/5](https://doi.org/10.1088/0067-0049/204/1/5)
- Knigge, C., Baraffe, I., & Patterson, J. 2011, *ApJS*, 194, 28, doi: [10.1088/0067-0049/194/2/28](https://doi.org/10.1088/0067-0049/194/2/28)
- Kowalski, P. M., & Saumon, D. 2006, *ApJL*, 651, L137, doi: [10.1086/509723](https://doi.org/10.1086/509723)
- Kromer, M., Fink, M., Stanishev, V., et al. 2013, *MNRAS*, 429, 2287, doi: [10.1093/mnras/sts498](https://doi.org/10.1093/mnras/sts498)
- Kurtz, M. J., & Mink, D. J. 1998, *PASP*, 110, 934, doi: [10.1086/316207](https://doi.org/10.1086/316207)
- Leonard, D. C. 2007, *ApJ*, 670, 1275, doi: [10.1086/522367](https://doi.org/10.1086/522367)
- Li, W., Chornock, R., Leaman, J., et al. 2011a, *MNRAS*, 412, 1473, doi: [10.1111/j.1365-2966.2011.18162.x](https://doi.org/10.1111/j.1365-2966.2011.18162.x)
- Li, W., Bloom, J. S., Podsiadlowski, P., et al. 2011b, *Nature*, 480, 348, doi: [10.1038/nature10646](https://doi.org/10.1038/nature10646)
- Liu, Z. W., Pakmor, R., Röpke, F. K., et al. 2012, *A&A*, 548, A2, doi: [10.1051/0004-6361/201219357](https://doi.org/10.1051/0004-6361/201219357)
- Livne, E. 1990, *ApJL*, 354, L53, doi: [10.1086/185721](https://doi.org/10.1086/185721)
- Long, M., Jordan, IV, G. C., van Rossum, D. R., et al. 2014, *ApJ*, 789, 103, doi: [10.1088/0004-637X/789/2/103](https://doi.org/10.1088/0004-637X/789/2/103)
- Luri, X., Brown, A. G. A., Sarro, L. M., et al. 2018, *A&A*, accepted (arXiv:1804.09376).
<https://arxiv.org/abs/1804.09376>
- Maguire, K., Taubenberger, S., Sullivan, M., & Mazzali, P. A. 2016, *MNRAS*, 457, 3254, doi: [10.1093/mnras/stv2991](https://doi.org/10.1093/mnras/stv2991)
- Maoz, D., Mannucci, F., & Nelemans, G. 2014, *ARA&A*, 52, 107, doi: [10.1146/annurev-astro-082812-141031](https://doi.org/10.1146/annurev-astro-082812-141031)
- Marietta, E., Burrows, A., & Fryxell, B. 2000, *ApJS*, 128, 615, doi: [10.1086/313392](https://doi.org/10.1086/313392)
- Marsh, T. R., Nelemans, G., & Steeghs, D. 2004, *MNRAS*, 350, 113, doi: [10.1111/j.1365-2966.2004.07564.x](https://doi.org/10.1111/j.1365-2966.2004.07564.x)
- Nomoto, K. 1982a, *ApJ*, 253, 798, doi: [10.1086/159682](https://doi.org/10.1086/159682)
- . 1982b, *ApJ*, 257, 780, doi: [10.1086/160031](https://doi.org/10.1086/160031)
- Olling, R. P., Mushotzky, R., Shaya, E. J., et al. 2015, *Nature*, 521, 332, doi: [10.1038/nature14455](https://doi.org/10.1038/nature14455)
- Pakmor, R., Kromer, M., Taubenberger, S., et al. 2012, *ApJL*, 747, L10, doi: [10.1088/2041-8205/747/1/L10](https://doi.org/10.1088/2041-8205/747/1/L10)
- Pakmor, R., Kromer, M., Taubenberger, S., & Springel, V. 2013, *ApJL*, 770, L8, doi: [10.1088/2041-8205/770/1/L8](https://doi.org/10.1088/2041-8205/770/1/L8)
- Pakmor, R., Röpke, F. K., Weiss, A., & Hillebrandt, W. 2008, *A&A*, 489, 943, doi: [10.1051/0004-6361:200810456](https://doi.org/10.1051/0004-6361:200810456)
- Pan, K.-C., Ricker, P. M., & Taam, R. E. 2013, *ApJ*, 773, 49, doi: [10.1088/0004-637X/773/1/49](https://doi.org/10.1088/0004-637X/773/1/49)
- . 2014, *ApJ*, 792, 71, doi: [10.1088/0004-637X/792/1/71](https://doi.org/10.1088/0004-637X/792/1/71)
- Pankey, Jr., T. 1962, PhD thesis, Howard University
- Papish, O., Soker, N., García-Berro, E., & Aznar-Siguán, G. 2015, *MNRAS*, 449, 942, doi: [10.1093/mnras/stv337](https://doi.org/10.1093/mnras/stv337)
- Paquette, C., Pelletier, C., Fontaine, G., & Michaud, G. 1986, *ApJS*, 61, 197, doi: [10.1086/191112](https://doi.org/10.1086/191112)
- Paxton, B., Bildsten, L., Dotter, A., et al. 2011, *ApJS*, 192, 3, doi: [10.1088/0067-0049/192/1/3](https://doi.org/10.1088/0067-0049/192/1/3)
- Paxton, B., Cantiello, M., Arras, P., et al. 2013, *ApJS*, 208, 4, doi: [10.1088/0067-0049/208/1/4](https://doi.org/10.1088/0067-0049/208/1/4)
- Paxton, B., Marchant, P., Schwab, J., et al. 2015, *ApJS*, 220, 15, doi: [10.1088/0067-0049/220/1/15](https://doi.org/10.1088/0067-0049/220/1/15)
- Paxton, B., Schwab, J., Bauer, E. B., et al. 2018, *ApJS*, 234, 34, doi: [10.3847/1538-4365/aaa5a8](https://doi.org/10.3847/1538-4365/aaa5a8)
- Perlmutter, S., Aldering, G., Goldhaber, G., et al. 1999, *ApJ*, 517, 565, doi: [10.1086/307221](https://doi.org/10.1086/307221)
- Raddi, R., Hollands, M. A., Gaensicke, B. T., et al. 2018a, *MNRAS*, submitted (arXiv:1804.09677).
<https://arxiv.org/abs/1804.09677>
- Raddi, R., Hollands, M. A., Koester, D., et al. 2018b, *ApJ*, accepted (arXiv:1803.07564).
<https://arxiv.org/abs/1803.07564>
- Raskin, C., Kasen, D., Moll, R., Schwab, J., & Woosley, S. 2014, *ApJ*, 788, 75, doi: [10.1088/0004-637X/788/1/75](https://doi.org/10.1088/0004-637X/788/1/75)
- Raskin, C., Scannapieco, E., Fryer, C., Rockefeller, G., & Timmes, F. X. 2012, *ApJ*, 746, 62, doi: [10.1088/0004-637X/746/1/62](https://doi.org/10.1088/0004-637X/746/1/62)
- Riess, A. G., Filippenko, A. V., Challis, P., et al. 1998, *AJ*, 116, 1009, doi: [10.1086/300499](https://doi.org/10.1086/300499)
- Ruiz-Lapuente, P., Comeron, F., Méndez, J., et al. 2004, *Nature*, 431, 1069, doi: [10.1038/nature03006](https://doi.org/10.1038/nature03006)
- Sánchez-Blázquez, P., Peletier, R. F., Jiménez-Vicente, J., et al. 2006, *MNRAS*, 371, 703, doi: [10.1111/j.1365-2966.2006.10699.x](https://doi.org/10.1111/j.1365-2966.2006.10699.x)
- Sankrit, R., Blair, W. P., Delaney, T., et al. 2005, *Advances in Space Research*, 35, 1027, doi: [10.1016/j.asr.2004.11.018](https://doi.org/10.1016/j.asr.2004.11.018)
- Schaefer, B. E., & Pagnotta, A. 2012, *Nature*, 481, 164, doi: [10.1038/nature10692](https://doi.org/10.1038/nature10692)
- Shappee, B. J., Kochanek, C. S., & Stanek, K. Z. 2013, *ApJ*, 765, 150, doi: [10.1088/0004-637X/765/2/150](https://doi.org/10.1088/0004-637X/765/2/150)
- Shen, K. J. 2015, *ApJL*, 805, L6, doi: [10.1088/2041-8205/805/1/L6](https://doi.org/10.1088/2041-8205/805/1/L6)
- Shen, K. J., & Bildsten, L. 2009, *ApJ*, 699, 1365, doi: [10.1088/0004-637X/699/2/1365](https://doi.org/10.1088/0004-637X/699/2/1365)
- . 2014, *ApJ*, 785, 61, doi: [10.1088/0004-637X/785/1/61](https://doi.org/10.1088/0004-637X/785/1/61)
- Shen, K. J., Guillochon, J., & Foley, R. J. 2013, *ApJL*, 770, L35, doi: [10.1088/2041-8205/770/2/L35](https://doi.org/10.1088/2041-8205/770/2/L35)
- Shen, K. J., Kasen, D., Miles, B. J., & Townsley, D. M. 2018, *ApJ*, 854, 52, doi: [10.3847/1538-4357/aaa8de](https://doi.org/10.3847/1538-4357/aaa8de)
- Shen, K. J., & Moore, K. 2014, *ApJ*, 797, 46, doi: [10.1088/0004-637X/797/1/46](https://doi.org/10.1088/0004-637X/797/1/46)
- Shen, K. J., & Schwab, J. 2017, *ApJ*, 834, 180, doi: [10.3847/1538-4357/834/2/180](https://doi.org/10.3847/1538-4357/834/2/180)
- Sim, S. A., Röpke, F. K., Hillebrandt, W., et al. 2010, *ApJL*, 714, L52, doi: [10.1088/2041-8205/714/1/L52](https://doi.org/10.1088/2041-8205/714/1/L52)

- Taam, R. E. 1980, *ApJ*, 242, 749, doi: [10.1086/158509](https://doi.org/10.1086/158509)
- Taubenberger, S., Kromer, M., Pakmor, R., et al. 2013, *ApJL*, 775, L43, doi: [10.1088/2041-8205/775/2/L43](https://doi.org/10.1088/2041-8205/775/2/L43)
- The Astropy Collaboration, Price-Whelan, A. M., Sipőcz, B. M., et al. 2018, arXiv:1801.02634, <https://arxiv.org/abs/1801.02634>
- Timmes, F. X., Woosley, S. E., & Weaver, T. A. 1995, *ApJS*, 98, 617, doi: [10.1086/192172](https://doi.org/10.1086/192172)
- Tonry, J., & Davis, M. 1979, *AJ*, 84, 1511, doi: [10.1086/112569](https://doi.org/10.1086/112569)
- Tremblay, P.-E., Bergeron, P., & Gianninas, A. 2011, *ApJ*, 730, 128, doi: [10.1088/0004-637X/730/2/128](https://doi.org/10.1088/0004-637X/730/2/128)
- Vennes, S., Nemeth, P., Kawka, A., et al. 2017, *Science*, 357, 680, doi: [10.1126/science.aam8378](https://doi.org/10.1126/science.aam8378)
- Wang, L., & Wheeler, J. C. 2008, *ARA&A*, 46, 433, doi: [10.1146/annurev.astro.46.060407.145139](https://doi.org/10.1146/annurev.astro.46.060407.145139)
- Webbink, R. F. 1984, *ApJ*, 277, 355, doi: [10.1086/161701](https://doi.org/10.1086/161701)
- Whelan, J., & Iben, I. J. 1973, *ApJ*, 186, 1007, doi: [10.1086/152565](https://doi.org/10.1086/152565)
- Winkler, P. F., Gupta, G., & Long, K. S. 2003, *ApJ*, 585, 324, doi: [10.1086/345985](https://doi.org/10.1086/345985)
- Wolf, C., Onken, C. A., Luvaul, L. C., et al. 2018, *PASA*, 35, e010, doi: [10.1017/pasa.2018.5](https://doi.org/10.1017/pasa.2018.5)
- Woods, T. E., Ghavamian, P., Badenes, C., & Gilfanov, M. 2017, *Nature Astronomy*, 1, 800, doi: [10.1038/s41550-017-0263-5](https://doi.org/10.1038/s41550-017-0263-5)
- Woosley, S. E., Taam, R. E., & Weaver, T. A. 1986, *ApJ*, 301, 601, doi: [10.1086/163926](https://doi.org/10.1086/163926)
- Yoon, S.-C., & Langer, N. 2003, *A&A*, 412, L53, doi: [10.1051/0004-6361:20034607](https://doi.org/10.1051/0004-6361:20034607)