

Local Learning with Deep and Handcrafted Features for Facial Expression Recognition

Mariana-Iuliana Georgescu^{1,2}

Radu Tudor Ionescu^{1,3}

Marius Popescu^{1,3}

¹University of Bucharest, 14 Academiei, Bucharest, Romania

²Novustech Services, 12B Alea Iliea, Bucharest, Romania

³SecurifAI, 21D Mircea Vodă, Bucharest, Romania

georgescu.lily@yahoo.com, raducu.ionescu@gmail.com, popescunmarius@gmail.com

Abstract

We present an approach that combines automatic features learned by convolutional neural networks (CNN) and handcrafted features computed by the bag-of-visual-words (BOVW) model in order to achieve state-of-the-art results in facial expression recognition. To obtain automatic features, we experiment with multiple CNN architectures, pre-trained models and training procedures, e.g. Dense-Sparse-Dense. After fusing the two types of features, we employ a local learning framework to predict the class label for each test image. The local learning framework is based on three steps. First, a k -nearest neighbors model is applied for selecting the nearest training samples for an input test image. Second, a one-versus-all Support Vector Machines (SVM) classifier is trained on the selected training samples. Finally, the SVM classifier is used for predicting the class label only for the test image it was trained for. Although we used local learning in combination with handcrafted features in our previous work, to the best of our knowledge, local learning has never been employed in combination with deep features. The experiments on the 2013 Facial Expression Recognition (FER) Challenge data set and the FER+ data set demonstrate that our approach achieves state-of-the-art results. With a top accuracy of 75.42% on the FER 2013 data set and 87.76% on the FER+ data set, we surpass all competition by more than 2% on both data sets.

1. Introduction

Automatic facial expression recognition is an active research topic in computer vision, having many applications including human behavior understanding, detection of mental disorders, human-computer interaction, among others. In the past few years, most works [2, 9, 10, 13, 16, 20, 21, 22, 24, 25, 31, 35, 36] have focused on building and train-

ing deep neural networks in order to achieve state-of-the-art results. Engineered models based on handcrafted features [1, 14, 29, 30] have drawn very little attention, since such models usually yield less accurate results compared to deep learning models. In this paper, we show that we can surpass the current state-of-the-art systems by combining automatic features learned by convolutional neural networks (CNN) and handcrafted features computed by the bag-of-visual-words (BOVW) model, especially when we employ local learning in the training phase. In order to obtain automatic features, we experiment with multiple CNN architectures, such as VGG-face [26], VGG-f [5] and VGG-13 [2], some of which are pre-trained on other computer vision tasks such as object class recognition [28] or face recognition [26]. We also fine-tune these CNN models using standard training procedures as well as Dense-Sparse-Dense (DSD) [12]. To our knowledge, we are the first to successfully apply DSD to train CNN models for facial expression recognition. In order to obtain handcrafted features, we use a standard BOVW model, which is based on a variant of dense Scale-Invariant Feature Transform (SIFT) features [23] extracted at multiple scales, known as Pyramid Histogram of Visual Words (PHOW) [3]. We use automatic and handcrafted features both independently and together. For the independent models, we use either softmax (for the fine-tuned CNN models) or Support Vector Machines (SVM) based on the one-versus-all scheme. The one-versus-all SVM is used both as a global learning method (trained on all training samples) or as a local learning method (trained on a subset of training samples, selected specifically for each test sample using a nearest neighbors scheme). We combine the automatic and handcrafted features by concatenating the corresponding feature vectors, before the learning stage. For the combined models, we explore only global or local SVM alternatives. We perform a thorough experimental study on the 2013 Facial

Expression Recognition (FER) Challenge data set [11] and the FER+ data set [2], comparing various deep, engineered and combined models. Our best results are obtained when automatic and handcrafted features are combined, and local SVM is employed in the learning phase. With a top accuracy of 75.42% on the FER 2013 data set, we surpass the state-of-the-art accuracy [6] by 2.02%. We also surpass the best method [2] on the FER+ data set by 2.77%, reaching the best accuracy of 87.76%. Although automatic and handcrafted features have been combined before in the context of facial expression recognition [6, 15], we provide a more extensive evaluation that includes various CNN architectures and we employ a local learning strategy that leads to superior results. To the best of our knowledge, our previous work based on the BOVW model [14] is the only one to explore local learning for facial expression recognition. In this paper, we extend our previous work [14] and propose to combine local learning with automatic features learned by deep CNN models. Compared to the best accuracy reported in [14], which is 67.48%, we report an improvement of almost 8%. In summary, our contributions consist of (i) successfully training CNN models for facial expression recognition using Dense-Sparse-Dense [12], (ii) successfully combining automatic and handcrafted features with local learning, (iii) conducting an extensive empirical evaluation with various deep, engineered and combined facial expression recognition models, and (iv) reporting state-of-the-art results on two benchmark data sets.

The rest of the paper is organized as follows. We present recent related works in Section 2. We describe the automatic and handcrafted features, as well as the learning methods, in Section 3. We present the experiments on facial expression recognition in Section 4. Finally, we draw our conclusions in Section 5.

2. Related Work

The early works on facial expression recognition are mostly based on handcrafted features [32]. After the success of the AlexNet [17] deep neural network in the ImageNet Large Scale Visual Recognition Challenge (ILSVRC) [28], deep learning has been widely adopted in the computer vision community. Perhaps some of the first works to propose deep learning approaches for facial expression recognition were presented at the 2013 Facial Expression Recognition (FER) Challenge [11]. Interestingly, the top scoring system in the 2013 FER Challenge is a deep convolutional neural network [31], while the best handcrafted model ranked only in the fourth place [14]. With only a few exceptions [1, 29, 30], most of the recent works on facial expression recognition are based on deep learning [2, 9, 10, 13, 16, 20, 21, 22, 24, 25, 35, 36]. Some of these recent works [16, 20, 35, 36] propose to train an ensemble of convolutional neural networks for im-

proved performance, while others [6, 15] combine deep features with handcrafted features such as SIFT [23] or Histograms of Oriented Gradients (HOG) [8]. While most works study facial expression recognition from static images, some works approach facial expression recognition in video [13, 15]. Hasani et al. [13] propose a network architecture that consists of 3D convolutional layers followed by a Long-Short Term Memory (LSTM) unit that together extract the spatial relations within facial images and the temporal relations between different frames in the video. Different from other approaches, Meng et al. [24] and Liu et al. [22] present identity-aware facial expression recognition models. Meng et al. [24] propose to jointly estimate expression and identity features through a neural architecture composed of two identical CNN streams, in order to alleviate inter-subject variations introduced by personal attributes and to achieve better facial expression recognition performance. Liu et al. [22] employ deep metric learning and jointly optimize a deep metric loss and the softmax loss. They obtain an identity-invariant model by using an identity-aware hard-negative mining and online positive mining scheme. Li et al. [21] train a CNN model using a modified back-propagation algorithm which creates a locality preserving loss aiming to pull the locally neighboring faces of the same class together. Closer to our work are methods [6, 15] that combine deep and handcrafted features or that employ local learning [14] for facial expression recognition. While Ionescu et al. [14] use local learning to improve the performance of a handcrafted model, we show that local learning can also improve performance when deep features are used alone or in combination with handcrafted features. Remarkably, our top accuracy is almost 8% better than the accuracy reported in [14]. Works that combine deep and handcrafted features usually employ a single CNN model and various handcrafted features, e.g. Connie et al. [6] employ SIFT and dense SIFT, while Kaya et al. [15] employ SIFT, HOG and Local Gabor Binary Patterns (LGBP). On the other hand, we employ a single type of handcrafted features and we include various CNN architectures in the combination. Another important difference from works [6, 15] that combine deep and handcrafted features is that we employ local learning in the training stage. With these key changes, the empirical results indicate that our approach achieves better performance than the approach of Connie et al. [6]. We do not compare with Kaya et al. [15], since our approach is designed to work on static images and their approach is designed to work on video.

3. Approach

3.1. Deep Models

We employ three CNN models in this work, namely VGG-face [26], VGG-f [5] and VGG-13 [2]. Among these

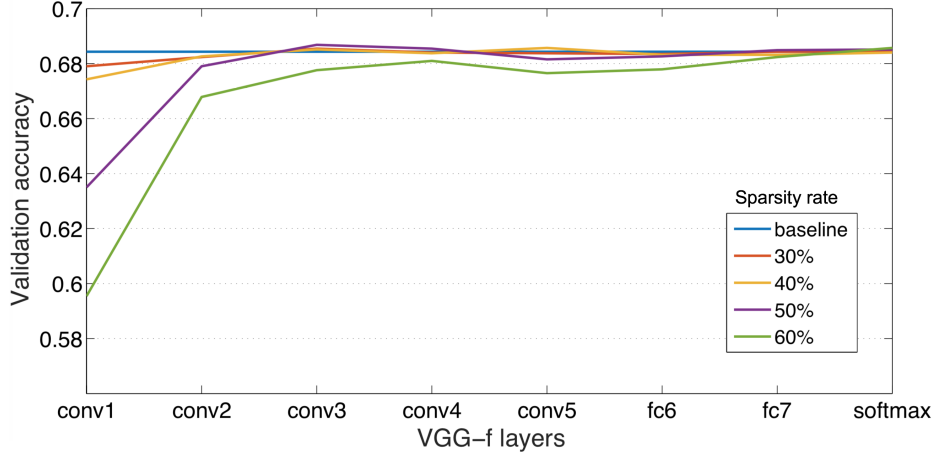


Figure 1: Validation accuracy rates of the VGG-f network, which is fine-tuned using training on FER 2013, after pruning the smaller weights on each individual layer using several sparsity rates between 30% and 60%. The baseline represents the accuracy of the fine-tuned model without pruning, i.e. a sparsity rate of 0%. The layers closer to the input are more sensitive to pruning. Best viewed in color.

three models, only VGG-13 is trained from scratch. For the other two CNN models, we use pre-trained as well as fine-tuned versions. In order to train or fine-tune the models, we use stochastic gradient descent using mini-batches of 512 images and the momentum rate set to 0.9. All models are trained using data augmentation, which is based on including horizontally flipped images.

VGG-face. With 16 layers, VGG-face [26] is the deepest network that we fine-tune. Since VGG-face is pre-trained on a closely related task (face recognition), we freeze the weights in the convolutional (conv) layers and we train only the fully-connected (fc) layers to adapt the network for our task (facial expression recognition). We replace the softmax layer of 1000 units with a softmax layer of 7 units, since the FER 2013 data set [11] contains 7 classes of emotion. We randomly initialize the weights in this layer, using a Gaussian distribution with zero mean and 0.1 standard deviation. We add a dropout layer after the first fc layer, with the dropout rate set to 0.7. We set the learning rate to 10^{-4} and we decrease it by a factor of 10 when the validation error stagnates for more than 10 epochs. We fine-tune VGG-face using DSD training [12]. On FER 2013, we train the network for 110 epochs in the first dense phase. In the sparse phase, we carry on training for another 40 epochs, with the sparsity rate set to 0.6 for all fc layers. In the second dense phase, we train the network for 40 epochs. Finally, we train the network for another 10 epochs during a second sparse phase, without changing the sparsity rate. In total, the network is trained for 200 epochs on FER 2013. We also train VGG-face on the FER+ data set [2], by fine-tuning only the fc layers. For this data set, we replace the softmax layer with a softmax layer of 8 units, since there are 8 classes of emotion in FER+ instead of 7, as in FER

2013. We train the network for 250 epochs in the dense phase, then, we switch to the sparse phase for another 60 epochs. We continue the training for another 30 epochs during a dense phase. Finally, we carry on training the VGG-face model for 60 epochs in a second sparse phase. In total, the network is trained for 400 epochs on FER+.

VGG-f. We also fine-tune the VGG-f [5] network with 8 layers, which is pre-trained on ILSVRC [28]. Since VGG-f is pre-trained on a distantly related task (object class recognition), we fine-tune all of its layers. We set the learning rate to 10^{-4} and we decrease it by a factor of 10 when the validation error stagnates for more than 10 epochs. In the end, the learning rate drops to 10^{-5} . After each fc layer, we add a dropout layer with the dropout rate set to 0.5. We also add dropout layers after the last two conv layers, setting their dropout rates to 0.35. In total, there are four dropout layers. As for VGG-face, we use the DSD training method to fine-tune the VGG-f model. However, we refrain from pruning the weights of the first two conv layers during the sparse phase, since these layers have a higher negative impact on the validation accuracy of the network, as illustrated in Figure 1. Based on the sensitivity analysis presented in Figure 1, we choose, for each layer, the highest sparsity rate in the set $\{0.3, 0.4, 0.5, 0.6\}$ that does not affect the validation accuracy by more than 0.5%. On FER 2013, we train this network for a total of 750 epochs using DSD with a dense phase of 300 epochs, a sparse phase of 50 epochs, another dense phase of 50 epochs, followed by a sparse phase of 50 epochs, a dense phase of 100 epochs, another sparse phase of 150 epochs, and, finally, a dense phase of 50 epochs. On FER+, we set the learning rate set to 10^{-3} and decrease it by a factor of 10 to a final rate of 10^{-4} . Once again, we use DSD training without applying weight pruning on the

first two conv layers. We keep the dropout rates for the two dropout layers added after the fc layers, but we decrease the dropout rates to 0.25 for the dropout layers that are added after last conv layers. We train the network for a total of 100 epochs, starting with a dense phase of 60 epochs, followed by a sparse phase of 20 epochs, and a final dense phase of 20 epochs.

VGG-13. The VGG-13 architecture was specifically designed by Barsoum *et al.* [2] for the FER+ data set. Since the images in FER 2013 are of the same size, we consider that VGG-13 is an excellent choice for a model that we train from scratch. The weights are randomly initialized, by drawing them from a Gaussian distribution with zero mean and 0.01 standard deviation. We use the same dropout rates as in the original paper [2]. We set the initial learning rate to $10^{-2.5}$ and we decrease it by a factor of $10^{0.5}$ whenever the validation error stops decreasing. The last learning rate that we use is 10^{-4} . On the FER 2013 data set, we train VGG-13 for 150 epochs. On the FER+ data set, we reach the best validation accuracy after the same number of epochs. For VGG-13, the DSD training strategy does not seem to improve the validation accuracy. Hence, we do not employ DSD for VGG-13. It is important to mention that, different from Barsoum *et al.* [2], we use the softmax loss instead of probabilistic label drawing.

3.2. Handcrafted Model

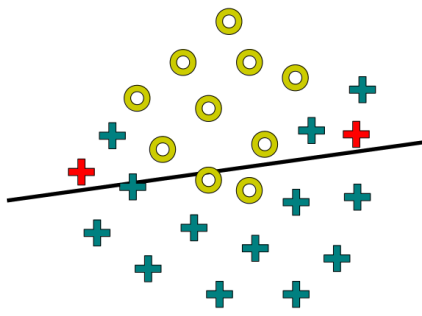
The BOVW model proposed for facial expression recognition is divided in two pipelines, one for training and one for testing. In the training pipeline, we build the feature representation by extracting dense SIFT descriptors [3, 23] from all training images, and by later quantizing the extracted descriptors into visual words using k-means clustering [19]. The visual words are then stored in a randomized forest of k-d trees [27] to reduce search cost. After building the vocabulary of visual words, the training and testing pipelines become equivalent. For each image in the training or testing sets, we record the presence or absence of each visual word in a binary feature vector. The standard BOVW model described so far ignores spatial relationships among visual words, but we can achieve better performance by including spatial information. Perhaps the most popular and straightforward approach to include spatial information is the spatial pyramid [18]. Our spatial pyramid representation is obtained by dividing the image into increasingly fine sub-regions (bins) and by computing the binary feature vector corresponding to each bin. The final representation is a concatenation of all binary feature vectors. It is reasonable to think that dividing an image representing a face into bins is a good choice, since most features, such as the contraction of the muscles at the corner of the eyes, are only visible in a certain region of the face.

3.3. Model Fusion and Learning

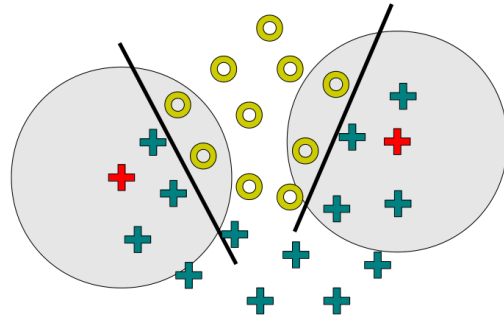
Model fusion. We combine the deep and handcrafted models before the learning stage, by concatenating the corresponding features. To extract deep features from the pre-trained or fine-tuned CNN models, we remove the softmax classification layer and we consider the activation map of last remaining fc layer as the deep feature vector corresponding to the image provided as input to the network. The deep feature vectors are normalized using the L_2 -norm. The bag-of-visual-words representation is the only kind of handcrafted features that we employ. The BOVW feature vectors are also normalized using the L_2 -norm.

Global learning. We employ the linear Support Vector Machines (SVM) [7] to learn a discriminative model based on all training examples. SVM is a binary classifier that tries to find the vector of weights and the bias term that defines the hyperplane which maximally separates the feature vectors of the training examples belonging to the two classes. To extend the linear SVM classifier to our multi-class facial expression recognition problem, we employ the one-versus-all scheme.

Local learning. Local learning methods attempt to locally adjust the performance of the training system to the properties of the training set, in each area of the input space. A local learning algorithm essentially works by (i) selecting a few training samples located in the vicinity of a given test sample, then by (ii) training a classifier with only these few examples and finally, by (iii) applying the classifier to predict the class label of the test sample. It is interesting to note that the k-nearest neighbors (k-NN) model can be included in the family of local learning algorithms. Actually, the k-NN model is the simplest formulation of local learning, since the discriminant function is constant (there is no learning involved). Moreover, almost any other classifier can be employed in the local learning paradigm. In our case, we employ the linear SVM classifier for the local classification problem. It is important to mention that besides the classifier, a similarity or distance measure is also required to determine the neighbors located in the vicinity of a test sample. In our case, we use the cosine similarity. An interesting remark is that a linear classifier such as SVM, put in the local learning framework, becomes non-linear. In the standard approach, a single linear classifier trained at the global level (on the entire train set) produces a linear discriminant function. On the other hand, the discriminant function for a set of test samples is no longer linear in the local learning framework, since each prediction is given by a different linear classifier which is specifically trained for a single test sample. Moreover, the discriminant function cannot be determined without having the test samples beforehand, yet the local learning paradigm is able to rectify some limitations of linear classifiers, as illustrated in Figure 2. Local learning has a few advantages over standard



a A global linear classifier misclassifies the test samples depicted in red.



b A local learning model based on an underlying linear classifier is able correctly classify the test samples depicted in red.

Figure 2: Two classification models are used to solve the same binary classification problem. The two test samples depicted in red are misclassified by a global linear classifier (left-hand side). The local learning framework produces a non-linear decision boundary that fixes this problem (right-hand side). Best viewed in color.

learning methods. First, it divides a hard classification problem into more simple sub-problems. Second, it reduces the variety of samples in the training set, by selecting samples that are most similar to the test one.

4. Experiments

4.1. Data Sets

We conduct experiments on the FER 2013 [11] and the FER+ data sets [2]. The FER 2013 data set contains 28709 training images, 3589 validation (public test) images and another 3589 (private) test images. The images belong to 7 classes of emotion: *anger*, *disgust*, *fear*, *happiness*, *neutral*, *sadness*, *surprise*. The FER+ data set is a curated version of FER 2013 in which some of original images are re-labeled, while other images, e.g. not containing faces, are completely removed. Interestingly, Barsoum *et al.* [2] add *contempt* as the eighth class of emotion. The FER+ data set contains 25045 training images, 3191 validation images and another 3137 test images. Images in both data sets are of 48×48 pixels in size.

4.2. Implementation Details

The input images of 48×48 pixels are upsampled to 224×224 pixels for VGG-face and VGG-f, and to 64×64 pixels for VGG-13. We use MatConvNet [34] to train the CNN models. To implement the BOVW model we use functions from VLFeat [33]. To generate the spatial pyramid representation, we divide the images into 1×1 , 2×2 , 3×3 and 4×4 bins. At each level of the pyramid, we use vocabularies of 17000, 14000, 11000 and 8000 words, respectively. In the training phase, we employ the SVM implementation from LibSVM [4]. We set regularization parameter of SVM to $C = 1$ for individual models and to $C = 100$ for combined models. In the local learning approach, we employ the cosine similarity to choose the neighbors. We use 1000

neighbors for individual models and only 200 neighbors for combined models. All parameters are tuned on the validation sets.

4.3. Results on FER 2013

Table 1 includes the results of our various models on the FER 2013 (private) test set, with and without data augmentation. Our models are compared with several state-of-the-art approaches [2, 6, 14, 16, 20, 31, 36].

Individual models. The accuracy rates of our BOVW model are about 3% better when we employ the SVM based on local learning. Using data augmentation, our BOVW model achieves an accuracy of 69.74%, outperforming the BOVW model of Ionescu *et al.* [14] by 2.26% and closing the gap between handcrafted and deep models. Although the pre-trained VGG-face [26] is trained on a rather complementary task, face recognition, it achieves a good accuracy (68.96%) when it is combined with the local SVM. Fine-tuning the VGG-face model on the FER 2013 data set using data augmentation improves its accuracy to 72.11%. Replacing the softmax layer with global or local SVM seems to alter the performance of the fine-tuned VGG-face, although the accuracy drops by at most 0.61%. Since VGG-f [5] is pre-trained on distantly-related task, object class recognition, its performance is much lower than the performance of the pre-trained VGG-face. When using data augmentation, the global SVM based on pre-trained VGG-f features reaches an accuracy of only 59.38%. Nevertheless, local learning seems to be able to recover the performance gap. Indeed, the local SVM based on pre-trained VGG-f features reaches an accuracy of 66.09%, which is 6.71% better than the accuracy of the global SVM. The fine-tuned VGG-f model reaches an accuracy of 70.30%. When the softmax layer is replaced by the local SVM without data augmentation, the accuracy of the fine-tuned VGG-f fur-

Table 1: Accuracy rates on the FER 2013 [11] and the FER+ [2] data sets. Our pre-trained (p.), fine-tuned (f.), handcrafted and combined models, with and without data augmentation (aug.), are compared with several state-of-the-art approaches [2, 6, 14, 16, 20, 31, 36], which are listed in temporal order. The best result on each data set is highlighted in bold.

Model	FER	FER (aug.)	FER+	FER+ (aug.)
Ionescu et al. [14]	67.48%	-	-	-
Tang [31]	-	71.16%	-	-
Yu et al. [36]	-	72.00%	-	-
Kim et al. [16]	-	72.72%	-	-
Barsoum et al. [2]	-	-	-	84.99%
Li et al. [20]	-	70.66%	-	-
Connie et al. [6]	-	73.40%	-	-
BOVW + global SVM	65.70%	66.23%	79.60%	80.65%
BOVW + local SVM	68.24%	69.74%	80.89%	81.29%
p. VGG-face + global SVM	65.65%	65.78%	81.54%	81.73%
p. VGG-face + local SVM	67.99%	68.96%	81.38%	82.24%
f. VGG-face + softmax	-	72.11%	-	84.79%
f. VGG-face + global SVM	71.50%	71.50%	84.35%	84.70%
f. VGG-face + local SVM	71.89%	71.72%	84.38%	84.70%
p. VGG-f + global SVM	58.29%	59.38%	76.54%	77.02%
p. VGG-f + local SVM	64.67%	66.09%	79.41%	79.25%
f. VGG-f + softmax	-	70.30%	-	86.01%
f. VGG-f + global SVM	69.38%	69.38%	85.72%	85.53%
f. VGG-f + local SVM	70.60%	70.30%	85.72%	85.88%
VGG-13 + softmax	-	66.87%	-	84.41%
VGG-13 + global SVM	66.31%	66.51%	84.38%	84.41%
VGG-13 + local SVM	66.23%	66.48%	84.44%	84.57%
BOVW + p. VGG-face + global SVM	69.18%	69.55%	83.26%	83.71%
BOVW + p. VGG-face + local SVM	71.66%	71.64%	83.69%	84.04%
BOVW + f. VGG-face + global SVM	71.69%	71.58%	84.76%	84.64%
BOVW + f. VGG-face + local SVM	72.97%	73.73%	84.92%	85.11%
f. VGG-face + VGG-13 + global SVM	72.39%	72.39%	86.77%	86.23%
f. VGG-face + VGG-13 + local SVM	70.83%	71.11%	86.97%	86.23%
f. VGG-face + f. VGG-f + global SVM	72.81%	72.97%	86.68%	86.58%
f. VGG-face + f. VGG-f + local SVM	72.14%	71.97%	86.46%	86.23%
BOVW + p. VGG-face + f. VGG-face + global SVM	71.64%	71.58%	84.51%	84.70%
BOVW + p. VGG-face + f. VGG-face + local SVM	72.28%	72.75%	85.02%	85.34%
BOVW + p. VGG-face + f. VGG-face + f. VGG-f + VGG-13 + global SVM	73.34%	73.25%	86.68%	86.96%
BOVW + p. VGG-face + f. VGG-face + f. VGG-f + VGG-13 + local SVM	74.92%	75.42%	87.76%	87.25%

ther improves to 70.60%. The VGG-13 [2] model, which is trained from scratch on the FER 2013 data set, achieves an accuracy of 66.87%. Since the input of the VGG-13 architecture is 64×64 pixels in size, it seems to be better suited to the FER 2013 data set, that contains images of 48×48 pixels, than the VGG-face or the VGG-f architectures, which take as input images of 224×224 pixels. However, its lower performance compared to VGG-face or VGG-f can be explained by the fact that the other CNN models have a better starting point, since they are pre-trained on related computer vision tasks.

Combined models. Most combined models provide better results than the individual counterparts. We obtain lower results when the combination includes only deep features

and the labels are predicted by the local SVM. On the other side, whenever we add handcrafted features in the combination, the local SVM approach provides better performance than the global SVM. Our best feature combination includes the BOVW representation and the deep features extracted with pre-trained VGG-face, fine-tuned VGG-face, fine-tuned VGG-f and VGG-13. With this combination, the local SVM classifier achieves an accuracy rate of 75.42% when the training set is augmented with flipped images, and the difference from the global SVM is 2.17%. We consider that the trade-off between accuracy and speed is acceptable, given that the local SVM finds the nearest neighbors and predicts the test labels in 40.28 seconds for all 3589 test images, while the global SVM predicts the labels in 23.93



Figure 3: FER 2013 test images that are incorrectly predicted by the global SVM based on our best combination of deep and handcrafted features, but are correctly predicted by the local SVM based on the same feature combination.

seconds. The running times are measured on a computer with Intel Xeon 2.20 GHz Processor and 256 GB of RAM, using a single thread.

Figure 3 provides a handful of test images that are incorrectly labeled by the global SVM, but correctly labeled by the local SVM. For our best combination of features, we also tried to determine if applying SVM locally (on the selected nearest neighbors) is indeed helpful in comparison with a k-NN model. The k-NN model yields an accuracy of 70.33% with the same number of neighbors (200). We thus conclude that the local SVM approach provides a considerable improvement over the k-NN model. Moreover, with a top accuracy of 75.42%, we surpass the accuracy of the state-of-the-art model [6] by 2.02%.

4.4. Results on FER+

Table 1 includes the results of our various models (with and without data augmentation) on the FER+ test set, as well as the results of a state-of-the-art approach [2], to facilitate a direct comparison between models.

Individual models. All models obtain much better results on FER+ than on FER 2013, indicating that the FER+ curation process conducted by Barsoum *et al.* [2] is indeed helpful. Although the fine-tuned VGG-face obtains better results than the other fine-tuned networks on FER 2013, it seems that the shallower VGG-f reaches the best performance (86.01%) among individual models, when it is fine-tuned on FER+. The fine-tuned VGG-f model is already 1.02% above the state-of-the-art approach of Barsoum *et al.* [2]. It is interesting to note that our own implementation of the CNN architecture proposed by Barsoum *et al.* [2], namely VGG-13, attains an accuracy of 84.41%, which is 0.58% less than the accuracy reported in [2]. We believe that this difference is a consequence of using the standard softmax loss function instead of probabilistic label drawing. Local learning seems to improve the accuracy by more than 1% only for the BOVW model and the pre-trained VGG-f. The highest improvement, from 76.54% to 79.41%, is obtained for the pre-trained VGG-f model, when we do not include data augmentation.

Combined models. The combined models usually obtain better results than each individual component. In all but one case, the local SVM approach yields better accuracy rates than the global SVM approach, but the differences are usu-

ally less than 1%. The only case in which the local SVM classifier attains lower results than the global SVM counterpart is when we combine the features of the fine-tuned VGG-face and the fine-tuned VGG-f. Consistent with the top results on FER 2013, we notice that the best accuracy rates on FER+ are obtained by the same combination that includes the BOVW model, the pre-trained VGG-face, the fine-tuned VGG-face, the fine-tuned VGG-f, and the VGG-13 network. This combination of features attains an accuracy of 86.68% when the global SVM is employed in the training phase, and an accuracy of 87.76% when the local SVM is used instead of the global SVM. For our best combination of features, the local SVM classifier attains an accuracy improvement of 1.08% over the global SVM. In the end, we surpass the state-of-the-art method [2] on the FER+ data set by 2.77%, reaching the best accuracy of 87.76%.

5. Conclusion

In this paper, we have presented a state-of-the-art approach for facial expression recognition, which is based on combining deep and handcrafted features and on applying local learning in the training phase. With a top accuracy of 75.42% on the FER 2013 data set and a top accuracy of 87.76% on the FER+ data set, our approach is able to surpass the best methods on these data sets [2, 6].

In future work, we aim to evaluate our approach on different data sets. We also consider training our approach to distinguish between voluntary (deceptive) and involuntary (natural) facial expressions.

Acknowledgments

This research is partially supported by Novustech Services through Project 115788 funded under the Competitiveness Operational Programme POC-46-2-2.

References

- [1] D. Al Chanti and A. Caplier. Improving Bag-of-Visual-Words Towards Effective Facial Expressive Image Classification. In *Proceedings of VISIGRAPP*, pages 145–152, 2018. 1, 2
- [2] E. Barsoum, C. Zhang, C. C. Ferrer, and Z. Zhang. Training deep networks for facial expression recognition with crowd-

- sourced label distribution. In *Proceedings of ICMI*, pages 279–283. ACM, 2016. 1, 2, 3, 4, 5, 6, 7
- [3] A. Bosch, A. Zisserman, and X. Munoz. Image Classification using Random Forests and Ferns. In *Proceedings of ICCV*, pages 1–8. IEEE Computer Society, 2007. 1, 4
- [4] C.-C. Chang and C.-J. Lin. LibSVM: A Library for Support Vector Machines. *ACM Transactions on Intelligent Systems and Technology*, 2:27:1–27:27, 2011. Software available at <http://www.csie.ntu.edu.tw/~cjlin/libsvm>. 5
- [5] K. Chatfield, K. Simonyan, A. Vedaldi, and A. Zisserman. Return of the Devil in the Details: Delving Deep into Convolutional Nets. In *Proceedings of BMVC*, 2014. 1, 2, 3, 5
- [6] T. Connie, M. Al-Shabi, W. P. Cheah, and M. Goh. Facial Expression Recognition Using a Hybrid CNN–SIFT Aggregator. In *Proceedings of MIWAI*, volume 10607, pages 139–149. Springer, 2017. 2, 5, 6, 7
- [7] C. Cortes and V. Vapnik. Support-Vector Networks. *Machine Learning*, 20(3):273–297, 1995. 4
- [8] N. Dalal and B. Triggs. Histograms of Oriented Gradients for Human Detection. In *Proceedings of CVPR*, volume 1, pages 886–893, Washington, DC, USA, 2005. IEEE Computer Society. 2
- [9] H. Ding, S. K. Zhou, and R. Chellappa. Facenet2expnet: Regularizing a deep face recognition net for expression recognition. In *Proceedings of FG*, pages 118–126. IEEE, 2017. 1, 2
- [10] P. Giannopoulos, I. Perikos, and I. Hatzilygeroudis. Deep learning approaches for facial emotion recognition: A case study on fer-2013. In *Advances in Hybridization of Intelligent Methods*, pages 1–16. Springer, 2018. 1, 2
- [11] I. J. Goodfellow, D. Erhan, P. L. Carrier, A. Courville, M. Mirza, B. Hamner, W. Cukierski, Y. Tang, D. Thaler, D.-H. Lee, Y. Zhou, C. Ramaiah, F. Feng, R. Li, X. Wang, D. Athanasakis, J. Shawe-Taylor, M. Milakov, J. Park, R. T. Ionescu, M. Popescu, C. Grozea, J. Bergstra, J. Xie, L. Romaszko, B. Xu, Z. Chuang, and Y. Bengio. Challenges in Representation Learning: A report on three machine learning contests. In *Proceedings of ICONIP*, volume 8228, pages 117–124. LNCS Springer-Verlag, 2013. 2, 3, 5, 6
- [12] S. Han, J. Pool, S. Narang, H. Mao, E. Gong, S. Tang, E. Elsen, P. Vajda, M. Paluri, J. Tran, B. Catanzaro, and W. J. Dally. DSD: Dense-Sparse-Dense Training for Deep Neural Networks. In *Proceedings of ICLR*, 2017. 1, 2, 3
- [13] B. Hasani and M. H. Mahoor. Facial expression recognition using enhanced deep 3d convolutional neural networks. In *Proceedings of CVPRW*, pages 2278–2288. IEEE, 2017. 1, 2
- [14] R. T. Ionescu, M. Popescu, and C. Grozea. Local Learning to Improve Bag of Visual Words Model for Facial Expression Recognition. In *Proceedings of ICML Workshop on Challenges in Representation Learning*, 2013. 1, 2, 5, 6
- [15] H. Kaya, F. Gürpınar, and A. A. Salah. Video-based emotion recognition in the wild using deep transfer learning and score fusion. *Image and Vision Computing*, 65:66–75, 2017. 2
- [16] B.-K. Kim, J. Roh, S.-Y. Dong, and S.-Y. Lee. Hierarchical committee of deep convolutional neural networks for robust facial expression recognition. *Journal on Multimodal User Interfaces*, 10(2):173–189, 2016. 1, 2, 5, 6
- [17] A. Krizhevsky, I. Sutskever, and G. E. Hinton. ImageNet Classification with Deep Convolutional Neural Networks. In P. Bartlett, F. Pereira, C. Burges, L. Bottou, and K. Weinberger, editors, *Proceedings of NIPS*, pages 1106–1114, 2012. 2
- [18] S. Lazebnik, C. Schmid, and J. Ponce. Beyond Bags of Features: Spatial Pyramid Matching for Recognizing Natural Scene Categories. In *Proceedings of CVPR*, volume 2, pages 2169–2178, Washington, DC, USA, 2006. IEEE Computer Society. 4
- [19] T. Leung and J. Malik. Representing and Recognizing the Visual Appearance of Materials using Three-dimensional Textons. *International Journal of Computer Vision*, 43(1):29–44, June 2001. 4
- [20] D. Li and G. Wen. MRMR-based ensemble pruning for facial expression recognition. *Multimedia Tools and Applications*, pages 1–22, 2017. 1, 2, 5, 6
- [21] S. Li, W. Deng, and J. Du. Reliable crowdsourcing and deep locality-preserving learning for expression recognition in the wild. In *Proceedings of CVPR*, pages 2584–2593. IEEE, 2017. 1, 2
- [22] X. Liu, B. Kumar, J. You, and P. Jia. Adaptive deep metric learning for identity-aware facial expression recognition. In *Proceedings of CVPRW*, pages 522–531, 2017. 1, 2
- [23] D. G. Lowe. Distinctive Image Features from Scale-Invariant Keypoints. *International Journal of Computer Vision*, 60(2):91–110, Nov. 2004. 1, 2, 4
- [24] Z. Meng, P. Liu, J. Cai, S. Han, and Y. Tong. Identity-aware convolutional neural network for facial expression recognition. In *Proceedings of FG*, pages 558–565. IEEE, 2017. 1, 2
- [25] A. Mollahosseini, B. Hassani, M. J. Salvador, H. Abdollahi, D. Chan, and M. H. Mahoor. Facial expression recognition from World Wild Web. In *Proceedings of CVPRW*, pages 1509–1516. IEEE, 2016. 1, 2
- [26] O. M. Parkhi, A. Vedaldi, A. Zisserman, et al. Deep Face Recognition. In *Proceedings of BMVC*, pages 6–17, 2015. 1, 2, 3, 5
- [27] J. Philbin, O. Chum, M. Isard, J. Sivic, and A. Zisserman. Object retrieval with large vocabularies and fast spatial matching. In *Proceedings of CVPR*, pages 1–8, 2007. 4
- [28] O. Russakovsky, J. Deng, H. Su, J. Krause, S. Satheesh, S. Ma, Z. Huang, K. A., A. Khosla, M. Bernstein, A. C. Berg, and L. Fei-Fei. ImageNet Large Scale Visual Recognition Challenge. *International Journal of Computer Vision*, 115(3):211–252, 2015. 1, 2, 3
- [29] J. H. Shah, M. Sharif, M. Yasmin, and S. L. Fernandes. Facial expressions classification and false label reduction using LDA and threefold SVM. *Pattern Recognition Letters*, 2017. 1, 2
- [30] J. Shao, I. Gori, S. Wan, and J. Aggarwal. 3D dynamic facial expression recognition using low-resolution videos. *Pattern Recognition Letters*, 65:157–162, 2015. 1, 2
- [31] Y. Tang. Deep Learning using Linear Support Vector Machines. In *Proceedings of ICML Workshop on Challenges in Representation Learning*, 2013. 1, 2, 5, 6

- [32] Y. Tian, T. Kanade, and J. F. Cohn. Facial expression recognition. In *Handbook of Face Recognition*, pages 487–519. Springer, 2011. 2
- [33] A. Vedaldi and B. Fulkerson. VLFeat: An Open and Portable Library of Computer Vision Algorithms. <http://www.vlfeat.org/>, 2008. 5
- [34] A. Vedaldi and K. Lenc. MatConvNet – Convolutional Neural Networks for MATLAB. In *Proceeding of ACMMM*, 2015. 5
- [35] G. Wen, Z. Hou, H. Li, D. Li, L. Jiang, and E. Xun. Ensemble of deep neural networks with probability-based fusion for facial expression recognition. *Cognitive Computation*, 9(5):597–610, 2017. 1, 2
- [36] Z. Yu and C. Zhang. Image based static facial expression recognition with multiple deep network learning. In *Proceedings of ICMI*, pages 435–442. ACM, 2015. 1, 2, 5, 6