

Complex dynamics, hidden attractors and continuous approximation of a fractional-order hyperchaotic PWC system

Marius-F. Danca · M. Fečkan · Nikolay V. Kuznetsov · Guanrong Chen

Received: date / Accepted: date

Abstract In this paper, a continuous approximation to studying a class of PWC systems of fractional-order is presented. Some known results of set-valued analysis and differential inclusions are utilized. The example of a hyperchaotic PWC system of fractional order is analyzed. It is found that without equilibria, the system has hidden attractors.

Keywords PWC system of fractional order; Continuous approximation; Hidden chaotic attractor; Hyperchaos; Periodicity of fractional-order system;

Marius-F. Danca · Corresponding author
Department of Mathematics and Computer Science
Avram Iancu University, 400380 Cluj-Napoca, Romania
and
Romanian Institute for Science and Technology
400487 Cluj-Napoca, Romania
E-mail: danca@rist.ro

M. Fečkan
Department of Mathematical Analysis and Numerical Mathematics,
Faculty of Mathematics, Physics and Informatics,
Comenius University in Bratislava, Mlynská dolina, 842 48 Bratislava, Slovak Republic,
and
Mathematical Institute, Slovak Academy of Sciences,
Štefánikova 49, 814 73 Bratislava, Slovak Republic
E-mail: Michal.Feckan@fmph.uniba.sk

Nikolay V. Kuznetsov
Department of Applied Cybernetics,
Saint-Petersburg State University, Russia
and
Department of Mathematical Information Technology,
University of Jyväskylä, Finland
E-mail: : nkuznetsov239@gmail.com

Guanrong Chen
Department of Electronic Engineering,
City University of Hong Kong, Hong Kong, China
E-mail: eegchen@cityu.edu.hk

1 Introduction

This paper studies a new class of Piece-Wise Continuous (PWC) Fractional-Order (FO) systems modeled by the following general Initial Value Problem (IVP):

$$D_*^q x(t) = f(x(t)), \quad x(0) = x_0, \quad t \in I = [0, \infty), \quad (1)$$

where the PWC function $f : \mathbb{R}^n \rightarrow \mathbb{R}^n$ has the form of

$$f(x(t)) = g(x(t)) + A(x(t))s(x(t)), \quad (2)$$

in which $q \in (0, 1)$, $g : \mathbb{R}^n \rightarrow \mathbb{R}^n$ a scalar vector-valued function, at least continuous, with $s : \mathbb{R}^n \rightarrow \mathbb{R}^n$, $s(x) = (s_1(x_1), s_2(x_2), \dots, s_n(x_n))^T$ a vector-valued piece-wise function, with $s_i : \mathbb{R} \rightarrow \mathbb{R}$, $i = 1, 2, \dots, n$, real piece-wise constant functions (e.g. sgn functions), and $A_{n \times n}$ a square matrix of real functions. Let \mathcal{M} be the discontinuity set. Moreover, let D_*^q denote the Caputo differential operator of order q with starting point 0 [1]:

$$D_*^q x(t) = \frac{1}{\Gamma(1-q)} \int_0^t (t-\tau)^{-q} x'(\tau) d\tau.$$

One of the reasons to use Caputo differential operator is that it has a physically meaningful interpretation for the initial conditions just like in the integer-order problems (a unique condition $x(0)$ in the case of $q \in (0, 1)$).

Remark 1 Fractional-order differential equations (FDEs) do not define dynamical systems in the usual sense: by denoting the solution of (1) as $\Phi(t, x_0)$, one does not have the flow property $\Phi_s \circ \Phi_t = \Phi_{t+s}$ [2]. However, in this paper, by numerical calculation of solutions, the definition of an integer-order dynamical system is adopted, which states that if the underlying IVP admits a solution, the problem defines a dynamical system ([46, Definition 2.1.2]).

Because the systems modeled by the IVP (1) are autonomous, hereafter, unless otherwise indicated, the time variable will be dropped in writing.

For numerical integration of discontinuous ordinary differential equations (ODEs) of integer order, there exist dedicated numerical methods (see e.g. the survey [3]) and, there are two main strategies to approach discontinuous systems: one strategy for treating discontinuities is simply to ignore them (*time stepping methods*) and to rely on a local error estimator such that the error remains acceptably small; the other strategy is to use a scalar *event function* $h : \mathbb{R}^n \rightarrow \mathbb{R}$, which defines the discontinuity $\Sigma = \{x \in \mathbb{R}^n | h(x) = 0\}$, to determine the intersection point as the new starting point for the numerical solution (*event-driven methods*).

The following aspects of discontinuous dynamical systems should be mentioned:

A numerical method for discontinuous systems may become either inaccurate or inefficient, or both, in a region where discontinuities of the solution or its derivatives occur and the local truncation error analysis, which forms the basis of most step-size control techniques, fails if there is not sufficient (local) smoothness.

Several known numerical methods assume that trajectories will cross the discontinuity surface as they reach it, or this will never happen. But there will always be errors in finding discontinuities.

Actually, systems of PWC systems are mostly ideal, since switch-like functions like sgn are used, where the hysteresis or delay of the real switching operation is not considered, or the regularization represents a good approach in these cases.

Although there are numerical methods for FDEs (see e.g. [4–6]) and also for DEs with discontinuous right-hand sides (see e.g. [7–9] or the survey [3]), to the best of our knowledge, there are no

numerical methods for FDEs with discontinuous right-hand sides. Consequently, modeling continuously or smoothly the underlying systems is of real important.

To approximate the PWC problem (1)-(2), one has to regularize the right-hand side first using e.g. the Filippov regularization, transforming the discontinuous problem to a set-valued IVP, i.e. an FO ordinary Differential Inclusion (DI) of FO. Then, Cellina's Theorem ensures the existence of continuous approximations¹.

In this way, the obtained continuous FO problem can be numerically integrated using e.g. the multi-step predictor-corrector Adams-Basforth-Moulton (ABM) scheme for FDEs.

Two kinds of continuous approximations are proposed and utilized in this paper: global approximation and local approximation.

As an example of the PWC system modeled by (1)-(2), consider a fractional variant of one PWC system, proposed in [10] for the integer case², as follows:

$$\begin{aligned} D_*^q x_1 &= -x_1 + x_2, \\ D_*^q x_2 &= -x_3 \operatorname{sgn}(x_1) + x_4, \\ D_*^q x_3 &= |x_1| - a, \\ D_*^q x_4 &= -bx_2, \end{aligned} \tag{3}$$

where $a, b > 0$ are real positive parameters. In this paper, let $a = 1$, b be the bifurcation parameter and, unless otherwise specified, $q = 0.98$.

Comparing (3) with (1), one has

$$g(x) = \begin{pmatrix} -x_1 + x_2 \\ x_4 \\ |x_1| \\ -bx_2 \end{pmatrix}, \quad A = \begin{pmatrix} 0 & 0 & 0 & 0 \\ -x_3 & 0 & 0 & 0 \\ 0 & 0 & 0 & 0 \\ 0 & 0 & 0 & 0 \end{pmatrix}, \quad s(x) = \begin{pmatrix} \operatorname{sgn}(x_1) \\ \operatorname{sgn}(x_2) \\ \operatorname{sgn}(x_3) \\ \operatorname{sgn}(x_4) \end{pmatrix},$$

and $\mathcal{M} = \{0, x_2, x_3, x_4\}$, with the graph of $z = x_3 \operatorname{sgn}(x_1)$ for $x_4 = 0$ shown in Fig. 1 (a). Thus, \mathbb{R}^4 is splitted by the discontinuity surface, $x_1 = 0$, to two open half spaces, $\Omega_{\pm} = \{x \in \mathbb{R}^4 : \pm x_1 > 0\}$.

Besides rich dynamics (similar to those presented in [10] for the integer-order case), it will be shown that the FO setting reveals some new behavior. It will be shown numerically that the local approximation to the PWC system by a continuous one is preferable instead of the classical global sigmoid approximation. Finite-time local Lyapunov exponents are determined, and chaotic as well as hidden hyperchaotic attractors are found. Sliding motion is numerically investigated. Moreover, using existing results on the periodicity of solution of FDEs, it will be shown that such a system cannot admit stable cycles.

The paper is organized as follows. Section 2 presents the continuous approximation of PWC systems (1). In Section 3, the PWC system (3) is approximated. In Section 4, the dynamics of the obtained continuous system are numerically investigated. In the Conclusion section the obtained results are enumerated, while the three appendices present some mathematical notions and known results utilized by the paper.

¹ Graphically, by *approximation* one understands that not all graphic points of the PWC function to be approximated need to be located on the created figure, compared with *interpolation* where all graphic points of the PWC function have to be located on the created figure.

² See also [11], where several PWC and nonsmooth jerk systems are proposed.

2 Approximation of the PWC problem

2.1 Regularization

The PWC IVP (1) will be transformed to the following FO DI:

$$D_*^q x \in F(x), \quad x(0) = x_0, \quad \text{for a.a. } t \in I. \quad (4)$$

The set-valued function $F : \mathbb{R}^n \rightrightarrows 2^{\mathbb{R}^n}$ can be defined in several ways. A simple (convex) expression of F , obtained by the Filippov regularization, is given by

$$F(x) = \bigcap_{\varepsilon > 0} \bigcap_{\mu(\mathcal{M})=0} \overline{\text{conv}}(f(z \in \mathbb{R}^n : |z - x| \leq \varepsilon \setminus \mathcal{M})), \quad (5)$$

where $F(x)$ is the convex hull of $f(x)$, μ the Lebesgue measure and ε the radius of the ball centered at x . At those points where f is continuous, $F(x)$ consists of one single point, which coincides with the value of f at this point (i.e. $F(x) = \{f(x)\}$). At the points belonging to \mathcal{M} , $F(x)$ is given by (5) ([12, p.85]; see also [13]).

Set-valued function F , given by (5), is upper semicontinuous (see Definition A.1 in Appendix), with compact and convex values (see also Remark A.1 in Appendix). Then, applying [2, Theorem 3.2] (see also [14]), one obtains the following result about the existence of *generalized (Filippov)* solutions (see Definition A.2 in Appendix) to the DI (4).

Theorem 1 *For every x_0 , the differential inclusion (4) with F defined by (5) has a generalized solution on $[0, \infty)$.*

Even after regularization, the DI (4) admits generalized solutions, because single-valued IVPs offer numerical opportunities. The interest in this paper is to transform the set-valued problem (4) to a single-valued continuous one.

In order to justify the use of the Filippov regularization to some physical systems, one must choose small values for ε , so that the motion of the physical system is arbitrarily close to a certain solution of the underlying DI (it tends to the solution, as $\varepsilon \rightarrow 0$). However, extremely small values of ε can lead to large values of derivatives and, consequently, to stiff systems. Therefore, as one can see in the following sections, special attention has to be focussed on ε .

If the piece-wise-constant functions s_i are sgn, their set-valued forms obtained with Filippov regularization and denoted by $\text{Sgn} : \mathbb{R} \rightrightarrows \mathbb{R}$ are defined as follows:

$$\text{Sgn}(x) = \begin{cases} \{-1\}, & x < 0, \\ [-1, 1], & x = 0, \\ \{+1\}, & x > 0. \end{cases}$$

Here, the conventional $\text{sgn}(0)$ is replaced with the whole interval $[-1, 1]$ connecting the points -1 and $+1$ (see Figs. 2 (a),(b)).

By applying the Filippov regularization to the function f defined by (2), one arrives at the following problem:

$$D_*^q x \in F(x), \quad x(0) = x_0, \quad \text{for a.a. } t \in I,$$

where

$$F(x) := g(x) + A(x)S(x), \quad (6)$$

in which

$$S(x) = (S_1(x_1), S_2(x_2), \dots, S_n(x_n))^T,$$

which $S_i : \mathbb{R} \rightarrow \mathbb{R}$ being the set-valued variant of s_i , $i = 1, 2, \dots, n$ ($\text{Sgn}(x_i)$ in the case of sgn function).

2.2 Continuous approximation

The continuous approximation of the function f defined by (2) is realized next, as described in [15]. For brevity, only the most important steps are presented.

Let $\mathcal{C}_\varepsilon^0(\mathbb{R})$ be the class of real continuous approximations (see Definition A.3 in Appendix) $\tilde{s} : \mathbb{R} \rightarrow \mathbb{R}$ of the set-valued function F , which satisfy

- (i) $\text{Graph}(\tilde{s}) \subset \text{Graph}(B(F, \varepsilon))$;
- (ii) For every $x \in \mathbb{R}$, $\tilde{s}(x)$ belongs to the convex hull of the image of F .

Here, $B(x, \varepsilon)$ is the disk of radius ε centered at x . Fig. 2 (c) presents the case of the set-valued function $F(x) = \text{Sgn}(x)$.

The approximation of the set-valued function S , with the single-valued function \tilde{s} , will be denoted as

$$\tilde{s}(x) \approx S(x).$$

The set-valued functions S_i , $i = 1, 2, \dots, n$, can be approximated due to the Approximate Theorem, called Cellina's Theorem (Theorem A.1 in Appendix), which states that a set-valued function F , with closed graph and convex values (Remark A.1 in Appendix), admits $\mathcal{C}_\varepsilon^0$ approximations.

By *global approximation* (GA) of the PWC functions S in (6), denoted \tilde{s} , one understands a function defined on the entire axis \mathbb{R} , while by *local approximation* (LA), denoted \tilde{S}_ε , a function defined on some ε -neighborhood $[-\varepsilon, \varepsilon]$ of discontinuity, with ε being a small positive number [15].

Theorem 2 [15] *The PWC system (1)-(2), with g continuous, can be locally or globally continuously approximated with the following problem:*

$$D_*^q x = \tilde{f}(x), \quad x(0) = x_0, \quad t \in I,$$

where \tilde{f} is either a local or a global approximation of f . If g is smooth, then the approximation is smooth.

Global approximation

Any single-valued function on \mathbb{R} , with the graph located in the ε -neighborhood, can be considered as a global approximation of S by Cellina's Theorem (see the sketch in Fig. 2 (c), or the Weierstrass Theorem A.2). However, some of the best candidates for \tilde{s} are the *sigmoid* functions, which provide the required flexibility and to which the abruptness of the discontinuity can be easily smoothened. If $S(x) = \text{Sgn}(x)$, one of the mostly utilized sigmoid approximations is the following function $\widetilde{\text{sgn}}$ ³:

$$\text{Sgn}(x) \approx \widetilde{\text{sgn}}(x) = \frac{2}{1 + e^{-\frac{x}{\varepsilon}}} - 1, \quad (7)$$

³ Sigmoid functions include the ordinary arctangent such as $\frac{2}{\pi} \arctan \frac{x}{\varepsilon}$, the hyperbolic tangent used especially in modelling neural networks (see e.g. [16]), the logistic function, some algebraic functions like $\frac{x}{\sqrt{\varepsilon + x^2}}$, and so on.

where δ is a positive parameter which controls the slope of the curve in the neighborhood of the discontinuity $x = 0$. In Fig. 3(a), $\widetilde{\text{sgn}}$ is plotted for three distinct values of δ .

The smallest ε values, necessarily to embed $\widetilde{\text{sgn}}$ within an ε -neighborhood of Sgn (as stated by Cellina's Theorem), depends proportionally on δ . Note that for $x \neq 0$, $\widetilde{\text{sgn}}$ is identical to the single-valued branches of Sgn (the horizontal lines ± 1) only asymptotically, as $x \rightarrow \pm\infty$. For example, for $\delta = 0.01$, at the point $x = 0.06$, the difference is of order 10^{-3} , even the two graphs look apparently identical at the underlying points A or B (Fig. 3(b)). To reduce the ε value, e.g., to 10^{-4} , δ should be of order 10^{-5} . On the other hand, as one can see in Section 3, lower values of δ does not necessary imply substantial reduced values of ε .

In order not to significantly affect the physical characteristics of the underlying system, it is desirable to approximate S only on some tight ε -neighborhoods of the discontinuity $x = 0$, not on the entire real axis, since the difference between S and \tilde{s} persists along the entire real axis \mathbb{R} .

Local approximation

A better approximation is LA, $\tilde{s}_\varepsilon : [-\varepsilon, \varepsilon] \rightarrow \mathbb{R}$, where \tilde{s}_ε is some continuous function satisfying the gluing conditions

$$\tilde{s}_\varepsilon(\pm\varepsilon) = s(\pm\varepsilon). \quad (8)$$

Obviously, \tilde{s}_ε and \tilde{s} are both C_e^0 functions.

If g is continuous, then for every $\varepsilon > 0$, there exists an LA of f , $\tilde{f}_\varepsilon : \mathbb{R}^n \rightarrow \mathbb{R}^n$, such that [15] (see Fig. 4 (a))

$$f(x) \approx \tilde{f}_\varepsilon(x) = g(x) + A(x)\tilde{s}_\varepsilon(x), \quad x \in [-\varepsilon, \varepsilon].$$

Approximation \tilde{s}_ε can also be continuously extended on \mathbb{R} , yielding a GA, \tilde{s} , as follows:

$$\tilde{s}(x) = \begin{cases} \tilde{s}_\varepsilon(x), & x \in [-\varepsilon, \varepsilon], \\ s(x), & x \notin [-\varepsilon, \varepsilon]. \end{cases} \quad (9)$$

Among the simplest functions \tilde{s}_ε which, compared to the exponential function in the GA (7), are the cubic polynomials (called *cubic splines*) $\tilde{s}_\varepsilon : \mathbb{R} \rightarrow \mathbb{R}$ defined by

$$\tilde{s}_\varepsilon(x) = ax^3 + bx^2 + cx + d, \quad a, b, c, d \in \mathbb{R}, \quad a \neq 0.$$

Remark 2 Polynomials have the advantage to be directly evaluated by computers with the four arithmetic operations of adding, subtracting, multiplication and division.

By imposing, near the gluing conditions (8), the supplementary differentiability conditions at the boundary of the discontinuity neighborhood⁴

$$\frac{d}{dx}\tilde{s}_\varepsilon(\pm\varepsilon) = \frac{d}{dx}s(\pm\varepsilon),$$

for the particular case of the Sgn function, the smooth LA function, denoted by $\widetilde{\text{sgn}}_\varepsilon$, is

$$\text{Sgn}(x) \approx \widetilde{\text{sgn}}_\varepsilon(x) = -\frac{1}{2\varepsilon^3}x^3 + \frac{3}{2\varepsilon}x, \quad x \in [-\varepsilon, \varepsilon]. \quad (10)$$

Using (9), Sgn can be continuously approximated on \mathbb{R} by the following piece-wise function (see Fig. 4 (b)):

$$\text{Sgn}(x) \approx \begin{cases} \widetilde{\text{sgn}}_\varepsilon(x), & x \in [-\varepsilon, \varepsilon], \\ \pm 1, \text{ (or } \text{sgn}(x)), & x \notin [-\varepsilon, \varepsilon]. \end{cases} \quad (11)$$

⁴ Since s_i are PW constant functions on $x \neq 0$, they are differentiable on $x \neq 0$.

Remark 3 Both GA (7) and LA (10) are also smooth approximations.

Concluding, in order to obtain numerical solutions to (4), the simplest way is to replace the discontinuous problem with the continuous (smooth) one, using one of the locally or globally approximations (see the sketch in Fig. 5).

3 Approximations and numerical integration

Following the way the problem was transformed to DI, the PWC problem (3) can be transformed to the following set-valued problem:

$$D_*^q x \in F(x) = \begin{pmatrix} -x_1 + x_2 \\ -x_3 \text{Sgn}(x_1) + x_4 \\ |x_1| - a \\ -bx_2 \end{pmatrix}, \quad x(0) = x_0, \quad \text{for a.a. } t \in I, \quad (12)$$

or

$$\begin{aligned} D_*^q x_1 &= -x_1 + x_2, \\ D_*^q x_2 &\in -x_3 \text{Sgn}(x_1) + x_4, \\ D_*^q x_3 &= |x_1| - a, \\ D_*^q x_4 &= -bx_2. \end{aligned}$$

Note that only the second equation is a DI. For $x_4 = 0$, the underlying set-valued function is presented in Fig. 1 (b).

By applying Theorem 2, via relation (7), GA leads to the following problem:

$$D_*^q x = \tilde{f}(x) = \begin{pmatrix} -x_1 + x_2 \\ -x_3 \left(\frac{2}{1 + e^{-\frac{x_1}{\delta}}} - 1 \right) + x_4 \\ |x_1| - a \\ -bx_2. \end{pmatrix}, \quad (13)$$

while with LA, (11), one has the following problem:

$$D_*^q x = \tilde{f}_\varepsilon(x) = \begin{pmatrix} -x_1 + x_2 \\ x_4 - x_3 \times \begin{cases} \widetilde{\text{sgn}}_\varepsilon(x_1), & x_1 \in [-\varepsilon, \varepsilon] \\ \pm 1 \text{ (or } \text{sgn}(x_1)), & x_1 \notin [-\varepsilon, \varepsilon] \end{cases} \\ |x_1| - a \\ -bx_2 \end{pmatrix}. \quad (14)$$

Remark 4 Although both GA and LA are smooth, the approximating function \tilde{f} is only continuous due to the modulus (third equation). However, the existence of solution to (12) is not affected by the non-smoothness (see e.g. [17] for FO DIs).

The graph of approximating surface of the second component on the right-hand side of the function F , with GA for a large value of δ , $\delta = 1$, is presented in Fig. 1 (c). As can be seen, no significant graphical differences are indicated between both approximations.

The numerical integration of the approximate system is obtained in this paper with the predictor-corrector multi-step ABM method [4], implemented using the Matlab subroutine FDE12.m [18] with

default tolerance $1E - 6$, for fixed $q = 0.98$ and, unless otherwise specified, integration step size $h = 0.002$.

The following numerical analysis is performed for $b = 1.25$ and $q = 0.98$ with default double precision (roughly 15-16 decimal digits), sufficient for the current purpose.

To compare the approximation results, Fig. 6 shows the time series from component x_1 for both GA and LA (with $\delta = 1E - 6$ and $\varepsilon = 1E - 6$, respectively), and also the time series obtained without approximation (WA) by using the ABM method on the non-approximated system, which are overplotted together.

The tests have been repeated with different initial conditions and time-step sizes.

Results are summarized as follows:

- All the results (for GA, LA and WA) are accurate for all $t \in [0, t_1^*)$, with $t_1^* \approx 74.95$. Thus, for $t \in [0, t_1^*)$, the underlying numerical solutions coincide, because the differences between them are 0;
- GA “escapes” early from this coincidence, near t_1^* (Fig. 6 (b)), while LA and WA remain further coinciding, till $t_2^* \approx 75.60$;
- For decreasing values of δ and ε , $1E - 10 < \delta < 1E - 6$ and $1E - 8 < \varepsilon < 1E - 6$, the time superior limit slightly increases for both approximations ($t_{max}^* \nearrow 76$);
- For LA, with step size 0.002 and $\varepsilon < 1E - 8$, the ε -neighborhood (necessary for the LA algorithm) can no longer be identified;
- For $\delta < 1E - 10$ in GA, numerically $\widetilde{\text{sgn}}$ is the same as sgn , therefore, there exists no more approximation, for which the code works further as FDE12 applied to the original WA system;
- With a smaller step-size of FDE12, no significant accuracy can increase. Therefore, up to $t \approx t_1^*$, both approximations are time-step independent (invariant) in the sense that the error between the two computed solutions, starting from the same initial conditions, remains zero, which are also close to WA;
- GA takes longer computational time, despite its simpler form, because it is calculated over the entire axis x_1 , compared to LA which is calculated only on $[-\varepsilon, \varepsilon]$ (see also Remark 2).

Note that, for a smaller step-size value (e.g. $h = 0.0002$), in the crossing and sliding surface (i.e. $x_1 = 0$; see Subsection 4.1), the two approximations are identical and also with the WA trajectory (Fig. 6 (c)).

Summarising, by comparing LA and GA and also with WA, it can be concluded that LA is better than GA in using with ABM for FDEs.

It is important to note that even FDE12.m can be applied directly to PWC problems, although the routine was not designed for this kind of problems.

Remark 5

The above results are in concordance with those obtained in [19–21]. Beyond numerical artifacts that might occur when numerically integrating a system of DEs, notions such as “shadowing time” and “maximally effective computational time” reveal that it is possible to have reliable numerical simulations only for some chaotic systems on a finite time interval (see e.g. [19–21]). For example, in the classical Lorenz system, obtaining a precise solution for e.g. $t \in [0, 100]$ represents a real challenge. Therefore, the case of FO systems is even more delicate.

On the other hand, larger intervals must be considered, so that possible phenomena like transient behaviours could be studied.

In this paper, after intensive numerical tests it is concluded that the obtained numerical results could be acceptable even on relatively larger intervals, as large as $[0, 800]$.

4 Dynamics of the investigated FO PWC system

Next, because of the above-mentioned advantages, the LA will be utilized.

4.1 Sliding motion

In order to check that there exist crossing, sliding and grazing phenomena in system (3), it is first considered without approximation.

Denote the open half spaces by $\Omega_{\pm} = \{x \in \mathbb{R}^4 : \pm x_1 > 0\}$. For $x_0 \in \Omega_{\pm}$, the switching time t_s is given by the following equation (see Appendix B):

$$\phi_{\pm}(t_s) = 0,$$

where

$$\phi_{\pm}(t) = e_1^T (E_q(t^q M_{\pm})x_0 - at^q E_{q,q+1}(t^q M_{\pm})e_3),$$

with

$$e_1 = \begin{pmatrix} 1 \\ 0 \\ 0 \\ 0 \end{pmatrix}, e_3 = \begin{pmatrix} 0 \\ 0 \\ 1 \\ 0 \end{pmatrix}.$$

Since $\phi_{\pm}(t)$ are analytic functions, they may only have isolated zeros. Consequently, crossing, sliding and grazing at $x(t_s)$ is possible, which are determined by the sign behaviour of functions $\phi_+(t)$ and $\phi_-(t)$ near t_s .

However, one cannot use the local behavior of the function f given by (2). Therefore, one does not know if the solution is really sliding on $x_1 = 0$, except the obtained numerical results. Moreover, one does not know how the solution is crossing the discontinuous surface. When a possible solution is crossing the discontinuous surface at some points, there is no theoretical proof for the existence of a solution. Therefore, the graphical approach is adopted to study the trajectories of the continuous approximated system, to see what happens near the discontinuity surface $x_1 = 0$.

As can be observed from Figs. 7 (a), (b) and (d), where the case of $b = 2.2$ is considered, the trajectory seems to slide along the plane $x_1 = 0$. However, the tubular representations shown in Fig. 7 (especially the detail in Fig. 7 (d)) would indicate that the trajectory actually crosses the plane $x_1 = 0$ for several (but finite number of) times. It is remarked that this phenomenon happens for other values of b too.

Note that, after approximation, the system still remains in class C^0 (see Remark 4). Therefore, beside the ‘‘smoothed’’ corners caused by the approximated discontinuity, which appear along the plane $x_1 = 0$ ⁵, the trajectories have some other corners due to the modulus $|x_1|$ (see the 3D phase projections in Figs. (7) (a), (c), (d)).

An interesting behavior has been found, especially when initial conditions are situated in a relatively larger distance from the origin of the phase space, where the trajectories scroll toward a direction parallel with the axis x_3 in the 3D phase projection (x_1, x_2, x_3) , or with some axis parallel to the axis x_1 in the plane $x_3 = 0$ in the 3D phase projection (x_1, x_3, x_4) (see Fig. 7 (b)). This also happens, on the plane projection (x_4, x_3) , for the hidden hyperchaotic attractor corresponding to $b = 0.5$ in Fig. 4 (d).

These scrolls differ, for example, from the scrolls generated by nonlinear modulating functions in jerk systems (see e.g. [22], or [11]).

⁵ As is well known, ODEs with C^k class right-hand side have C^{k+1} solutions.

4.2 Periodicity

The bifurcation diagram of the approximated system, with bifurcation parameter b (Fig. 8), shows that there are some ranges for b where the system would have stable periodic cycles (see also Fig. 9 for $b = 2$). In reality, the following result on the periodicity of solutions of FDEs should be noted.

Theorem 3 [23, 24] (see also [25])

The fractional-order system (1) cannot have any exact non-constant periodic solution.

In [26] and [27], it is proved that a long-time non-constant periodic solution may have a steady-state behavior, but with $-\infty$ as the lower limit in the Caputo operator. In these cases, the underlying FDEs may have asymptotically T -periodic solutions for which $\lim_{t \rightarrow \infty} x(t+T) - x(t) = 0$ (see also [29]), for a certain $T > 0$.

For example, consider the following simple scalar linear FDE using Caputo derivative with the lower limit at $-\infty$:

$$D_{-\infty}^q x(t) + \beta x(t) = \gamma \cos(\Omega t + \alpha), \quad (15)$$

where $\alpha, \beta, \gamma, \Omega \in \mathbb{R}$ and [2]

$$D_{-\infty}^q x(t) = \frac{1}{\Gamma(1-q)} \int_{-\infty}^t (t-s)^{-q} x'(s) ds, \quad t \in \mathbb{R}.$$

A periodic solution of (15) is (see the proof in Appendix C)

$$x(t) = \frac{\gamma (\beta \cos(\Omega t + \alpha) + \Omega^q \cos(\Omega t + \alpha - \frac{\pi q}{2}))}{\beta^2 + 2\beta\Omega^q \cos \frac{\pi q}{2} + \Omega^{2q}}.$$

On the other hand, the scalar linear FDE using Caputo derivative and the lower limit at 0 (D_*^q),

$$D_*^q x(t) + \beta x(t) = \gamma \cos(\Omega t + \alpha),$$

has not periodic solutions (Theorem 3).

However, continuous dynamical systems of FO, modeled by Caputo's derivative D_*^q , could have non-constant periodic trajectories, if the system variables are impulsed periodically (impulsive fractional-order systems) [28].

In consequence, these apparently periodic motions (see e.g. Fig. 9), which resemble *almost periodicity* (see e.g. [30]), should be called *numerically periodic oscillations*.

Also, the corresponding torus in the bifurcation diagram for $b > 2.1$ in Fig. 8 (b) could contain numerically periodic oscillations (see Fig. 10). As remarked in the previous section, tori also present scrolls before they are reached by system trajectories (Fig. 10 (d)).

4.3 Hidden Chaotic and hyperchaotic attractors

From a computational point of view, it is natural to suggest the following classification of attractors, based on the complexity in finding basins of attraction in the phase space [31–34]: an attractor is called a *self-excited attractor* if its basin of attraction intersects with any open neighborhood of a stationary state (equilibrium); otherwise, it is called a *hidden attractor*.

For a hidden attractor, chaotic or not, its basin of attraction is not connected with equilibria. Thus, the search and visualization of hidden attractors in the phase space could be a challenging task.

On the other hand, hidden attractors can be attractors in systems without equilibria [35] or in systems with only one stable equilibrium [36]. Hidden hyperchaotic attractors have been reported, e.g., in [37–39], and for a FO system, e.g., in [40].

In order to numerically find finite-time local Lyapunov exponents (LEs), one can locally approximate the non-smoothness, caused by the modulus function, by a quadratic polynomial $p(x) = \frac{1}{2\epsilon}x^2 + \frac{\epsilon}{2}$ within the neighborhood $[-\epsilon, \epsilon]$.

In general, *sustained chaos* is numerically indistinguishable from *transient chaos*, which can persist for a long time (see [16, 41]). For example, for $q = 0.9725$ and $b = 1.77$, because one of the LEs $\{0.0058, -0.0000, -0.0042, -0.0447\}$ (measured with a precision of $1E-5$ and from initial conditions $(1, 2, 0.0, 0.1)$) is 0, the system evolves first for a relatively long time ($t \in [0, t^*]$, with $t^* \approx 220$, with hidden transient chaos, after which the trajectory is attracted by a hidden torus which, as discussed in Subsection 4.2, is characterized by a numerical periodic trajectory (see phase projections (x_1, x_2, x_3) and time series in Figs. 11 (a), (b)). On the other hand, if one uses $q = 0.936$ and $b = 1.19$, the spectrum of the LEs (with the same initial value conditions and step size) is $\Lambda = \{0.0034, 0.0022, 0.0000, -0.0592\}$, which means that the existing transient is hidden hyperchaotic, since two LEs are positive (see phase projections (x_1, x_2, x_3) and the time series in Figs. 11 (c), (d)).

Because, as indicated by the bifurcation diagram (Fig. 8), the system presents multistability, so to obtain different hidden hyperchaotic attractors, one needs to choose the initial points in their respective basins of attraction (see, e.g. the case presented in Fig. 10 (c), where the initial conditions are $(1, 2, 0, 1)$ and $(11, -1, 0, .1)$).

For $b \in (0, b^*)$, $b^* \approx 1.25$, the system presents hidden hyperchaotic attractors. For example, in Fig. 4 a hidden hyperchaotic attractor corresponding to $b = 0.5$ is presented.

Also, interesting cases appear for $b \in (b_1, b_2)$, with $b_1 \approx 1.45$ and $b_2 \approx 1.85$. Moreover, for $b = 1.75$, the trajectory presents several co-axial scrolls (Fig. 12 (e)).

Conclusion

In this paper, it has been shown numerically that local approximations of the discontinuities in systems (1)-(2) are more useful than global approximations. Therefore, the considered system is locally continuously and smoothly approximated, for which its dynamics are numerically analyzed. Without equilibria, the system admits only hidden attractors. It has been found for what values of the fractional order q and parameter b , the system admits a single positive finite-time Lyapunov exponent, with which the system behaves chaotically. It has also been found when the system admits two positive time-finite local Lyapunov exponents, with which the system behaves hyperchaotically. Finally, it has been shown that the system cannot have exact periodic oscillations, therefore for correctness the seeming oscillations are referred to as numerically periodic oscillations.

Acknowledgments

M.-F. Danca, N. Kuznetsov and G. Chen are supported by the Russian Science Foundation (project 14-21-00041). M. Feckan is also supported in part by the Slovak Research and Development Agency under the Contract No. APVV-14-0378 and by the Slovak Grant Agency VEGA Nos. 2/0153/16 and 1/0078/17.

A Basic notions and results

Because the set-valued property of F in (6) is generated by S_i , which are real functions, the notions and results presented here are considered in \mathbb{R} , for the case of $n = 1$, but they are also valid in the general cases of $n > 1$.

The graph of a set-valued function F is defined as follows:

$$\text{Graph}(F) := \{(x, y) \in \mathbb{R} \times \mathbb{R}, y \in F(x)\}.$$

Remark A.1 Due to the symmetric interpretation of a set-valued function as a graph (see e.g. [42]), a set-valued function satisfies a property if and only if its graph satisfies it. For instance, a set-valued function is closed or convex if and only if its graph is closed or convex.

Definition A.1 A set-valued function F is upper semicontinuous (u.s.c.) at $x^0 \in \mathbb{R}$ if, for any open set B containing $F(x^0)$, there exists a neighborhood A of x^0 such that $F(A) \subseteq B$.

F is u.s.c. if it is so at every $x^0 \in \mathbb{R}$, which means that the graph of F is closed.

Definition A.2 A *generalized solution* to (4) is an absolutely continuous function $x : [0, T] \rightarrow \mathbb{R}$, satisfying (4) for a.a. $t \in [0, T]$.

Definition A.3 A single-valued function $h : \mathbb{R} \rightarrow \mathbb{R}$ is called an *approximation (selection)* of the set-valued function F , if

$$h(x) \in F(x), \quad \forall x \in \mathbb{R}.$$

Generally, a set-valued function admits (infinitely) many approximations.

Theorem A.1 Cellina's Theorem ([42] p. 84 and [43] p. 358) *Let $F : \mathbb{R} \rightrightarrows \mathbb{R}$ have convex values $F(x)$, $x \in X$. Then, for every $\varepsilon > 0$, there exists a single-valued continuous ε -approximation of F .*

See Fig. 4 (c) for the case of the Sgn function.

Theorem A.2 Weierstrass Approximation Theorem *Suppose f is a continuous real-valued function defined on the real interval $[a, b]$. Then, for every $\varepsilon > 0$, there exists a polynomial p such that for all $x \in [a, b]$, $|f(x) - p(x)| < \varepsilon$.*

B Explicit solutions of IVP

Because the considered system (3) is actually PWL in each of the open half spaces Ω_{\pm} , one can find explicit solutions (solutions existence is ensured by Theorem 1).

Indeed, (3) can be written as

$$D_*^q x = M_{\pm} x + m, \quad x \in \Omega_{\pm}, \tag{B.1}$$

where

$$M_{\pm} = \begin{pmatrix} -1 & 1 & 0 & 0 \\ 0 & 0 & \mp 1 & 1 \\ \pm 1 & 0 & 0 & 0 \\ 0 & -b & 0 & 0 \end{pmatrix}, \quad m = -ae_3, \quad e_3 = \begin{pmatrix} 0 \\ 0 \\ 1 \\ 0 \end{pmatrix},$$

in which (3) is piecewise affine, so $M_+x + m = g(x) + A(x)s(x)$ for $x \in \Omega_+$ and $M_-x + m = g(x) + A(x)s(x)$ for $x \in \Omega_-$. Then, it follows from [44] that the solution of (B.1) with $x(0) = x_0$ on each Ω_\pm is given by

$$x(t) = E_q(t^q M_\pm)x_0 - a \int_0^t (t-s)^{q-1} E_{q,q}((t-s)^q M_\pm) e_3 ds, \quad (\text{B.2})$$

where the Mittag-Leffler matrix functions $E_\alpha(M_\pm)$ and $E_{\alpha,\beta}(M_\pm)$ are defined as [45, p. 56]

$$E_{\alpha,\beta}(M_\pm) = \sum_{k=0}^{\infty} \frac{M_\pm^k}{\Gamma(\alpha k + \beta)}, \quad E_\alpha(M_\pm) = E_{\alpha,1}(M_\pm).$$

Next, using [45, formula (4.4.4)], it follows from (B.2) that

$$\begin{aligned} x(t) &= E_q(t^q M_\pm)x_0 - a \int_0^t (t-s)^{q-1} E_{q,q}((t-s)^q M_\pm) e_3 ds \\ &= E_q(t^q M_\pm)x_0 - a \int_0^t s^{q-1} E_{q,q}(s^q M_\pm) e_3 ds \\ &= E_q(t^q M_\pm)x_0 - at^q E_{q,q+1}(t^q M_\pm) e_3, \end{aligned} \quad (\text{B.3})$$

and

$$e_3 = \begin{pmatrix} 0 \\ 0 \\ 1 \\ 0 \end{pmatrix}.$$

The last formula of (B.3) gives explicit solutions of (12) on each Ω_\pm , respectively.

C Periodic solutions for Caputo derivative with lower limit at $-\infty$

Consider the following simple scalar linear FDE with Caputo derivative with the lower limit at $-\infty$ as

$$D_{-\infty}^q x(t) + \beta x(t) = \gamma \cos(\Omega t + \alpha), \quad (\text{C.1})$$

where $\alpha, \beta, \gamma, \Omega \in \mathbb{R}$. Note that [2]

$$D_{-\infty}^q x(t) = \frac{1}{\Gamma(1-q)} \int_{-\infty}^t (t-s)^{-q} x'(s) ds, \quad t \in \mathbb{R}.$$

To find a solution of (C.1) in the form of

$$x(t) = A \cos \Omega t + B \sin \Omega t. \quad (\text{C.2})$$

one can use formulas [27, (24), (26)] to derive

$$\begin{aligned} D_{-\infty}^q x(t) &= \\ & \left(A \Omega^q \cos \frac{\pi q}{2} + B \Omega^q \sin \frac{\pi q}{2} \right) \cos \Omega t + \left(B \Omega^q \cos \frac{\pi q}{2} - A \Omega^q \sin \frac{\pi q}{2} \right) \sin \Omega t. \end{aligned} \quad (\text{C.3})$$

Inserting (C.3) into (C.1) yields

$$\begin{aligned} A\Omega^q \cos \frac{\pi q}{2} + B\Omega^q \sin \frac{\pi q}{2} + \beta A &= \gamma \cos \alpha, \\ B\Omega^q \cos \frac{\pi q}{2} - A\Omega^q \sin \frac{\pi q}{2} + \beta B &= -\gamma \sin \alpha, \end{aligned}$$

which has a solution

$$\begin{aligned} A &= \frac{\gamma (\beta \cos \alpha + \Omega^q \cos (\alpha - \frac{\pi q}{2}))}{\beta^2 + 2\beta\Omega^q \cos \frac{\pi q}{2} + \Omega^{2q}}, \\ B &= -\frac{\gamma (\beta \sin \alpha + \Omega^q \sin (\alpha - \frac{\pi q}{2}))}{\beta^2 + 2\beta\Omega^q \cos \frac{\pi q}{2} + \Omega^{2q}}. \end{aligned} \tag{C.4}$$

Inserting (C.4) into (C.2), one obtains

$$x(t) = \frac{\gamma (\beta \cos(\Omega t + \alpha) + \Omega^q \cos (\Omega t + \alpha - \frac{\pi q}{2}))}{\beta^2 + 2\beta\Omega^q \cos \frac{\pi q}{2} + \Omega^{2q}}.$$

References

1. I. Podlubny: *Fractional Differential Equations*. Academic 521 Press, San Diego (1999)
2. Y. Zhou. *Fractional Evolution Equations and Inclusions: Analysis and Control*. Academic Press, 2016.
3. L. Dieci and L. Lopez. A survey of numerical methods for IVPs of ODEs with discontinuous right-hand side. *Journal of Computational and Applied Mathematics*, 236(16):3967–3991, 2012.
4. K. Diethelm, N.J. Ford, and A.D. Freed. A predictor-corrector approach for the numerical solution of fractional differential equations. *Nonlinear Dynamics*, 29(1):3–22, 2002.
5. K. Diethelm. Efficient solution of multi-term fractional differential equations using P(EC)^mE methods. *Computing*, 71(4):305–319, 2003.
6. L. Dorcak. Numerical models for the simulation of the fractional-order control systems. *arXiv:math/0204108 [math.OC]*, 2015; <https://arxiv.org/abs/math/0204108v1>.
7. A. Dontchev and F. Lempio. Difference methods for differential inclusions: survey. *SIAM Review*, 34(2):263–294, 1992.
8. V. Acary and B. Brogliato. *Numerical Methods for Nonsmooth Dynamical Systems: Applications in Mechanics and Electronics*. Lecture Notes in Applied and Computational Mechanics. Springer Verlag, New York, 2008.
9. F. Lempio and V.M. Veliov. Discrete approximations of differential inclusions. *Bayreuther Mathematische Schriften*, 54:149–232, 1998.
10. C. Li, J.C. Sprott, W. Thio, and H. Zhu. A new piecewise linear hyperchaotic circuit. *IEEE Transactions on Circuits and Systems II: Express Briefs*, 61(12):977–981, 2014.
11. C. Li, J.C. Sprott, and H. Xing. Hypogenetic chaotic jerk flows. *Physics Letters, Section A: General, Atomic and Solid State Physics*, 380(11-12):1172–1177, 2016.
12. A.F. Filippov. *Differential Equations with Discontinuous Right-Hand Sides*, (Kluwer Academic, Dordrecht) 1988.
13. T. Wazewski. On an optimal control problem. In *Differential Equations and Their Applications. Proceedings of the Conference, Prague, 1962*, 229–242. Publishing House of the Czechoslovak Academy of Sciences, 1963.
14. A.M.A. El-Sayed and A.G. Ibrahim. Multivalued fractional differential equations. *Applied Mathematics and Computation*, 68(1):15–25, 1995.

15. M.-F. Danca. Lyapunov exponents of a class of piecewise continuous systems of fractional order. *Nonlinear Dynamics*, 81(1):227–237, 2015.
16. M.-F. Danca and N.V. Kuznetsov. Hidden chaotic sets in a Hopfield neural system. *Chaos, Solitons & Fractals*, 103:144–150, 2017.
17. M. Benchohra and N. Hamidi. Fractional order differential inclusions on the half-line. *Surveys in Mathematics and its Applications*, 5:99–111, 2010.
18. R. Garrappa. Predictor-corrector PECE method for fractional differential equations. <https://www.mathworks.com/matlabcentral/fileexchange/32918-predictor-corrector-pece-method-for-fractional-differential-equations>
19. S.A. Sarra and C. Meador. On the numerical solution of chaotic dynamical systems using extend precision floating point arithmetic and very high order numerical methods. *Nonlinear Analysis: Modelling and Control*, 16(3):340–352, 2011.
20. P. Wang, J. Li, and Q. Li. Computational uncertainty and the application of a high-performance multiple precision scheme to obtaining the correct reference solution of Lorenz equations. *Numerical Algorithms*, 59(1):147–159, 2012.
21. S.J. Liao and P.F. Wang. On the mathematically reliable long-term simulation of chaotic solutions of Lorenz equation in the interval $[0,10000]$. *Science China: Physics, Mechanics and Astronomy*, 57(2):330–335, 2014.
22. S. Yu, J. Lu, H. Leung, and G. Chen. Design and implementation of n-scroll chaotic attractors from a general jerk circuit. *IEEE Transactions on Circuits and Systems I: Regular Papers*, 52(7):1459–1476, 2005.
23. E. Kaslik and S. Sivasundaram. Non-existence of periodic solutions in fractional-order dynamical systems and a remarkable difference between integer and fractional-order derivatives of periodic functions. *Nonlinear Analysis: Real World Applications*, 13(3):1489–1497, 2012.
24. M.S. Tavazoei and M. Haeri. A proof for non existence of periodic solutions in time invariant fractional order systems. *Automatica*, 45(8):1886–1890, 2009.
25. J. Shen and J. Lam. Non-existence of finite-time stable equilibria in fractional-order nonlinear systems. *Automatica*, 50(2):547–551, 2014.
26. M. Yazdani and H. Salarieh. On the existence of periodic solutions in time-invariant fractional order systems. *Automatica*, 47(8):1834–1837, 2011.
27. Y.-M. Kang, Y. Xie, J.-C. Lu, and J. Jiang. On the nonexistence of non-constant exact periodic solutions in a class of the Caputo fractional-order dynamical systems. *Nonlinear Dynamics*, 82(3):1259–1267, 2015.
28. M.-F. Danca, M. Fečkan, and G. Chen. Impulsive stabilization of chaos in fractional-order systems. *Nonlinear Dynamics*, 89(3): 1889–1903, 2017.
29. J.-S. Duan. The periodic solution of fractional oscillation equation with periodic input. *Advances in Mathematical Physics*, Article ID 869484, 2013
30. A.S. Besicovitch. *Almost Periodic Functions*. Cambridge University Press, 1932.
31. N.V. Kuznetsov, G.A. Leonov, and V.I. Vagitsev. Analytical-numerical method for attractor localization of generalized Chua’s system. *IFAC Proceedings Volumes*, 43(11):29–33, 2010.
32. G.A. Leonov, N.V. Kuznetsov, and V.I. Vagitsev. Localization of hidden Chua’s attractors. *Physics Letters A*, 375(23):2230–2233, 2011.
33. G.A. Leonov, N.V. Kuznetsov, V.I. Vagitsev. Hidden attractor in smooth Chua systems. *Physica D: Nonlinear Phenomena*, 241(18): 1482–1486, 2012.
34. G.A. Leonov and N.V. Kuznetsov. Hidden attractors in dynamical systems. From hidden oscillations in Hilbert-Kolmogorov, Aizerman, and Kalman problems to hidden chaotic attractors in Chua circuits. *International Journal of Bifurcation and Chaos*, 23(1), 2013. art. no. 1330002.

35. V.-T. Pham, C. Volos, and T. Kapitaniak. Systems without equilibrium. Chapter. Systems with Hidden Attractors SpringerBriefs in Applied Sciences and Technology Springer, p.p. 51-63 2017
36. M. Molaie, S. Jafari, J. C. Sprott, and S. M. R. H. Golpayegani. Simple chaotic flows with one stable equilibrium, *International Journal of Bifurcation and Chaos*, 23(11), 2013 art. no. 1350188.
37. M. Borah and B. K. Roy. Hidden attractor dynamics of a novel non-equilibrium fractional-order chaotic system and its synchronisation control. In *2017 Indian Control Conference (ICC)*, p.p. 450–455, 2017.
38. Y. Feng and W. Pan. Hidden attractors without equilibrium and adaptive reduced-order function projective synchronization from hyperchaotic Rikitake system. *Pramana*, 88(4):62, 2017.
39. V.-T. Pham, C. Volos, S. Jafari, X. Wang, and S. Vaidyanathan. Hidden hyperchaotic attractor in a novel simple memristive neural network. *Optoelectronics and Advanced Materials - Rapid Communications*, 8(11-12):1157–1163, 2014.
40. Ch. Volos, V.-T. Pham, E. Zambrano-Serrano, J. M. Munoz-Pacheco, S. Vaidyanathan, and E. Tlelo-Cuautle. *Advances in Memristors, Memristive Devices and Systems*, chapter “Analysis of a 4-D hyperchaotic fractional-order memristive system with hidden attractors”, p.p. 207–235. Springer, 2017.
41. M.-F. Danca, Hidden transient chaotic attractors of Rabinovich-Fabrikant system, *Nonlinear Dynamics* 86(2): 12631270, 2016.
42. J.-P. Aubin, and A. Cellina. *Differential Inclusions: Set-Valued Maps and Viability Theory*, (Springer, Berlin) 1984.
43. J.-P. Aubin, and H. Frankowska. *Set-Valued Analysis*, Birkhauser, Boston 1990.
44. K. Li, J. Peng. *Laplace transform and fractional differential equations*, Appl. Math. Lett. **24** (2011), 2019-2023.
45. R. Gorenflo, A. A. Kilbas, F. Mainardi, and S. V. Rogosin. *Mittag-Leffler Functions, Related Topics and Applications*, Springer-Verlag, Berlin, 2014.
46. A. Stuart, and A. R. Humphries. *Dynamical Systems and Numerical Analysis*, Cambridge University Press, 1998.

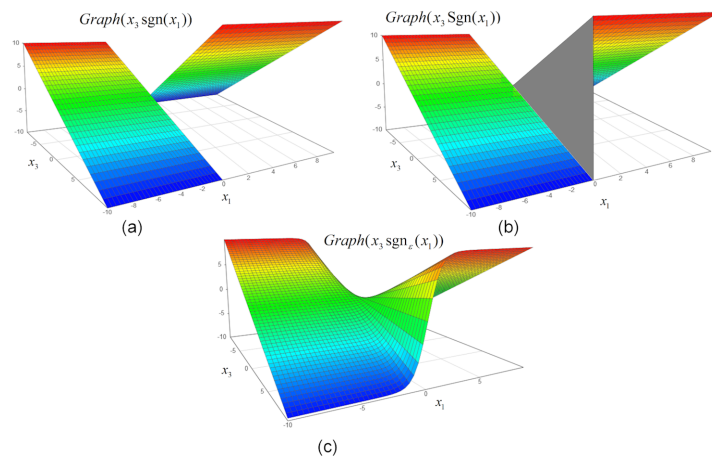


Fig. 1 Graph of the function $z = x_3 \text{sgn}(x_1)$. a) Before regularization. b) After regularization. c) After local continuous approximation for a large ϵ value.

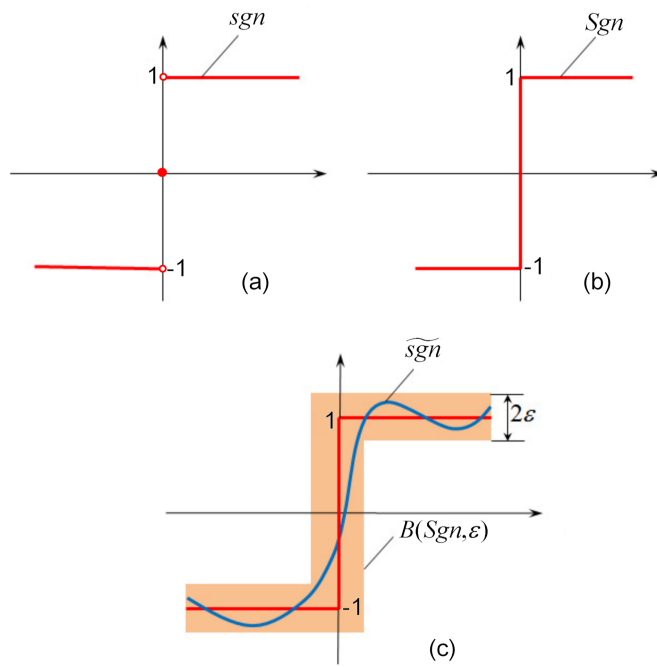


Fig. 2 (a) Graph of sgn function (red). (b) Graph of set-valued Sgn function (red). (c) Sketch of global approximation $\widetilde{\text{sgn}}$ (blue) of Sgn function (red). Sgn neighborhood is plotted in light brown.

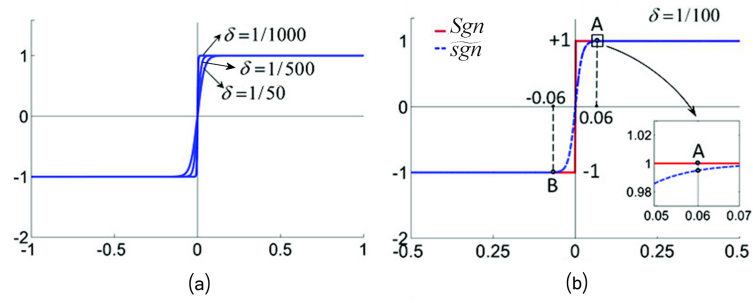


Fig. 3 a) Graph of sigmoid function \widetilde{sgn} (7) for three values of ε . b) Overplots of set-valued function Sgn and its approximate function sgn . Detail reveal the difference between the two curves.

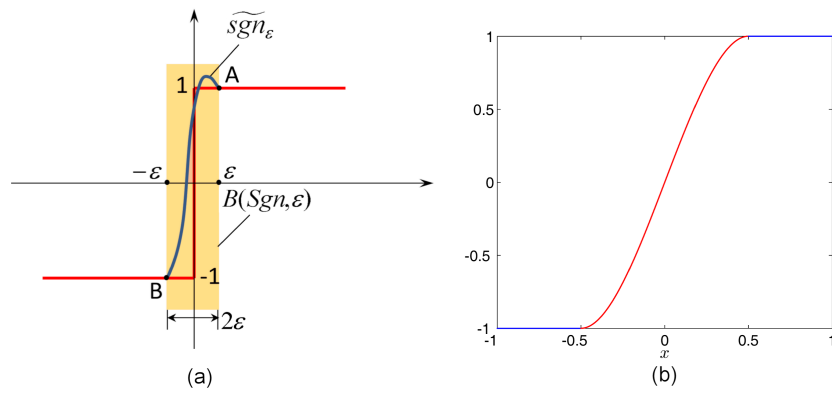


Fig. 4 (a) Sketch of local approximation of set-valued function Sgn (blue) within neighborhood $(-\varepsilon, \varepsilon)$. (b) Graph of cubic approximation $\widetilde{sgn}_\varepsilon$ (red) in the neighborhood $(-\varepsilon, \varepsilon)$, with $\varepsilon = 0.5$.

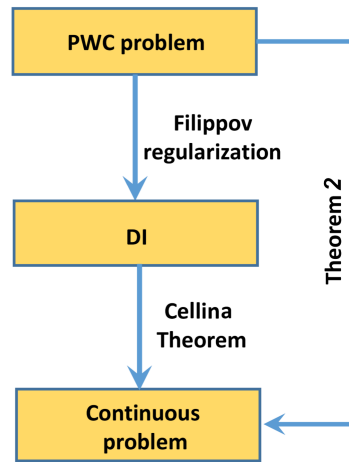


Fig. 5 Sketch of Theorem 2.

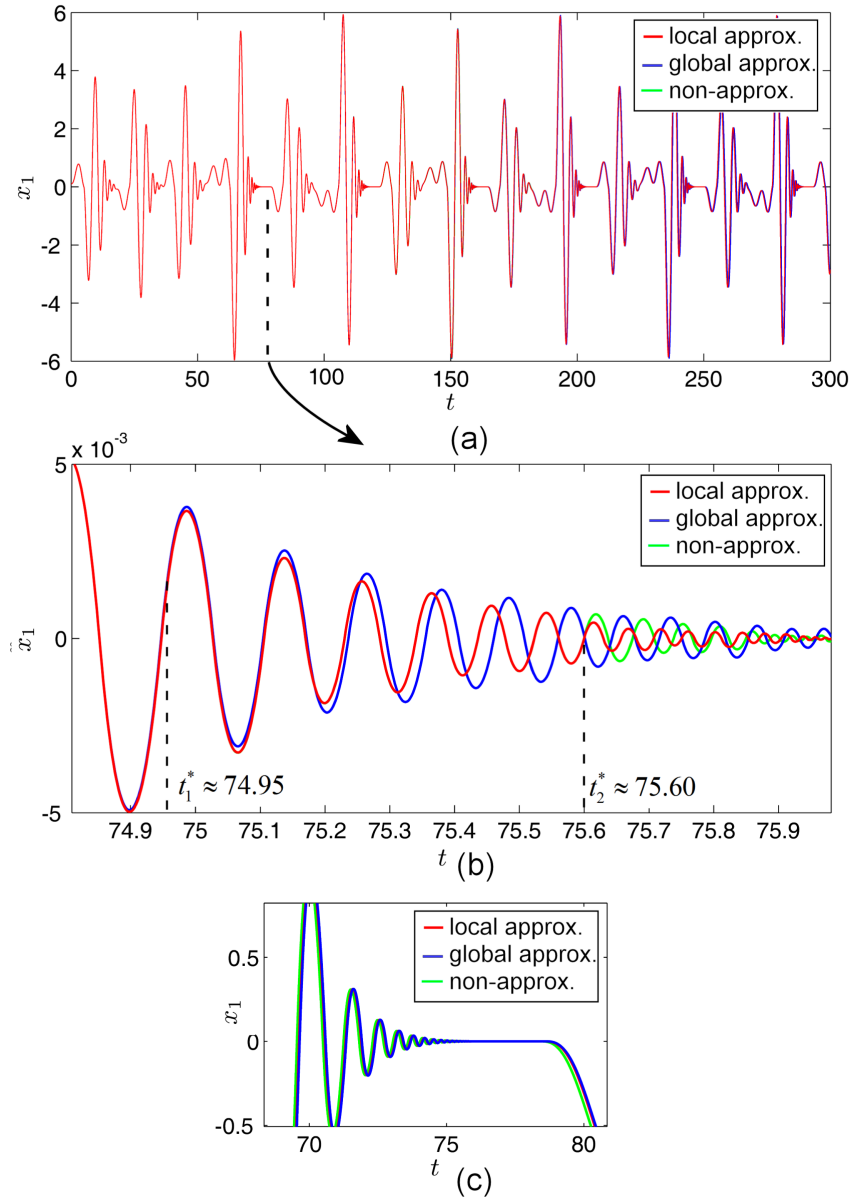


Fig. 6 (a) Overplotted time series x_1 of globally approximated system (13) (blue plot), locally approximated system (14) (red plot) and non-approximated system (3) (green plot). (b) Detail. (c) Perfect identity of GA, LA and WA, along the horizontal line $x_1 = 0$, for step size 0.0002.

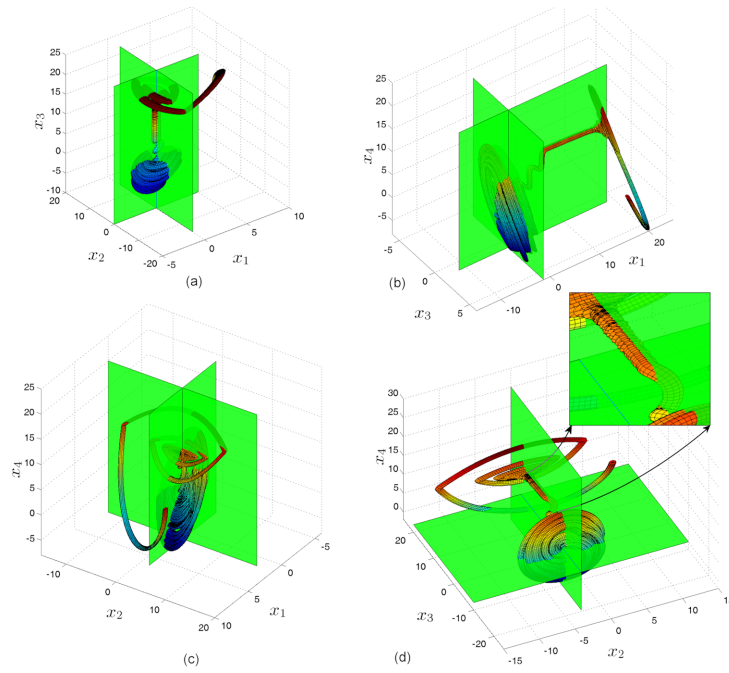


Fig. 7 3D phase projections of the hidden hyperchaotic attractor for $b = 2.2$. (a) Space (x_1, x_2, x_3) . (b) Space (x_1, x_3, x_4) . (c) Space (x_1, x_2, x_4) . (d) Space (x_2, x_3, x_4) and zoomed view. Possible sliding phenomenon can be observed in Fig. 7 (a), (b) and (d).

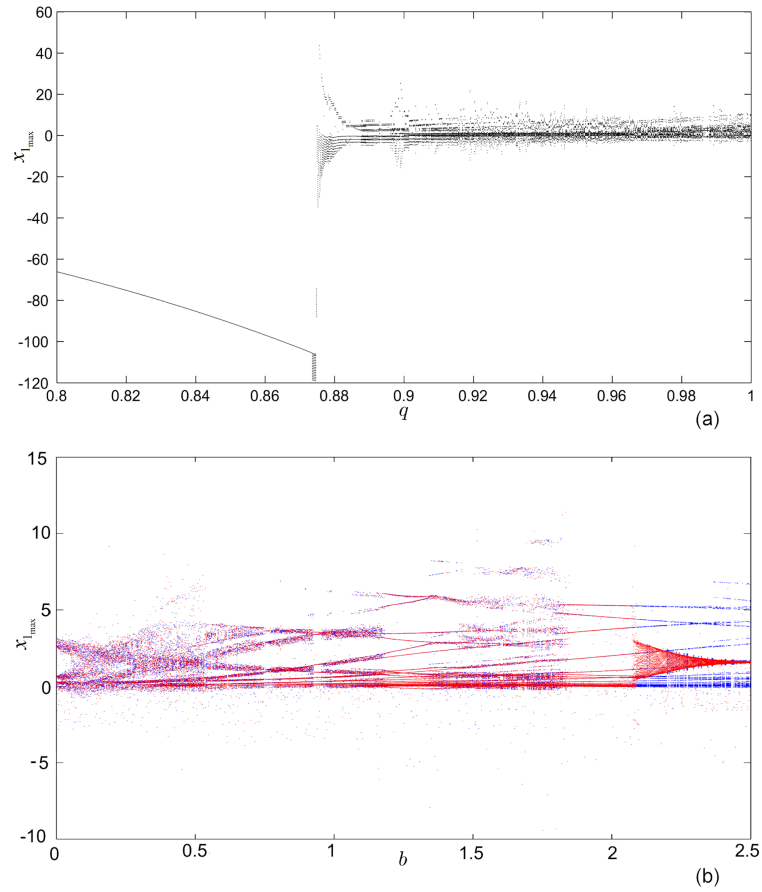


Fig. 8 (a) Bifurcation diagram with the fractional order q as bifurcation parameter and $q = 0.98$. (b) Bifurcation diagram with b as bifurcation parameter. Red and blue plots indicate the multistability.

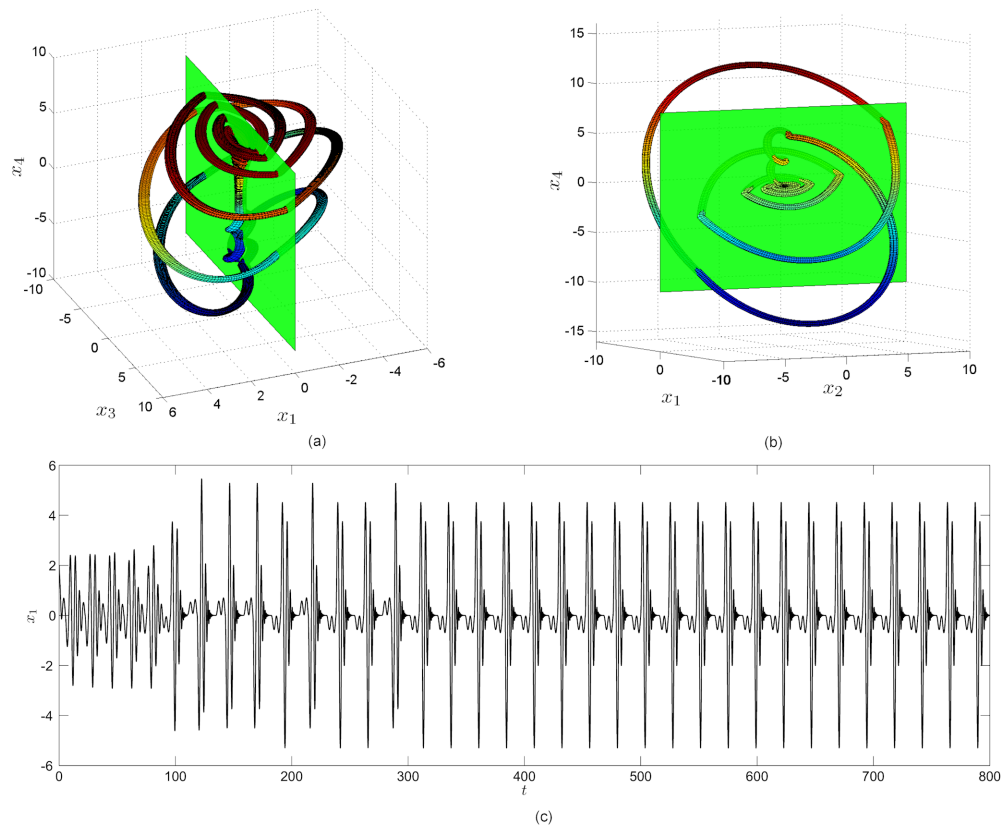


Fig. 9 A numeric periodic trajectory of system (3) for $b = 2$. (a) Phase (x_1, x_3, x_4) projection. (b) Phase projection (x_1, x_2, x_4) . The discontinuity plane $x_1 = 0$ reveals the corners, typical to continuous non-smooth systems, and also the sliding phenomena along the plane x_1 .

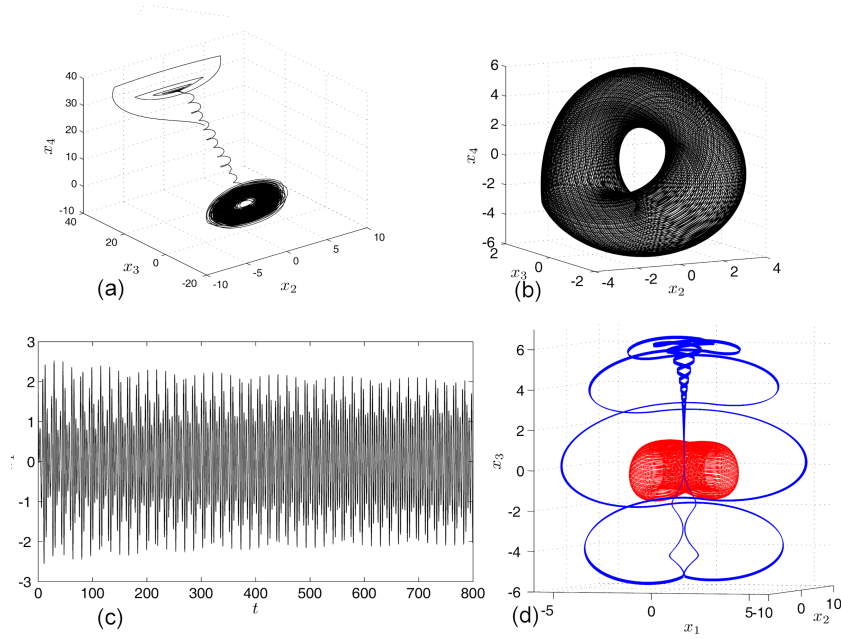


Fig. 10 Torus for $b = 2.2$. (a) Phase space projection (x_1, x_2, x_4) . (b) Same torus without transient. (c) Corresponding time series. The trajectory is actually a long numerical periodic transient. (d) Two coexisting tori (red and blue respectively), for $b = 2.2$, generated from different initial conditions.

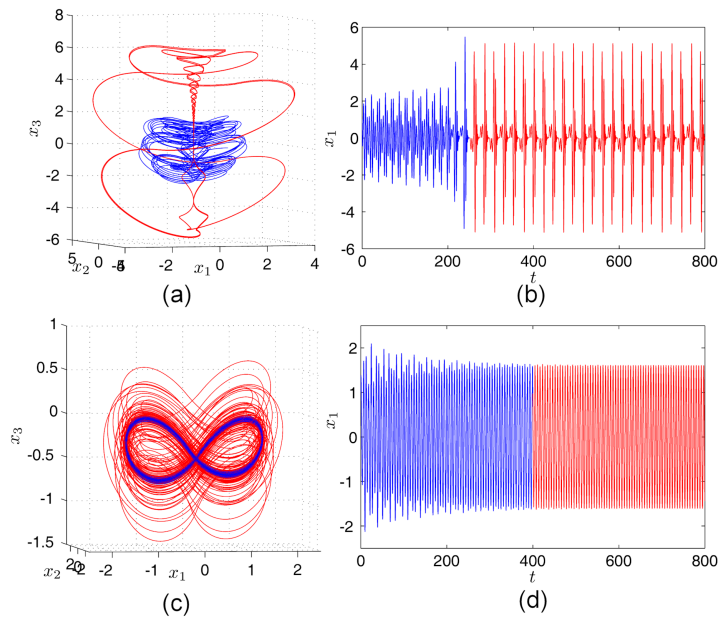


Fig. 11 (a) Transient hidden chaos (blue), phase projection (x_1, x_2, x_3) continued by a hidden torus (red) for $q = 0.9725$ and $b = 1.77$. (b) Corresponding time series. (c) Transient hidden hyperchaos (blue), phase projection (x_1, x_2, x_3) continued by a hidden torus (red) for $q = 0.936$ and $b = 1.19$. (d) Corresponding time series.

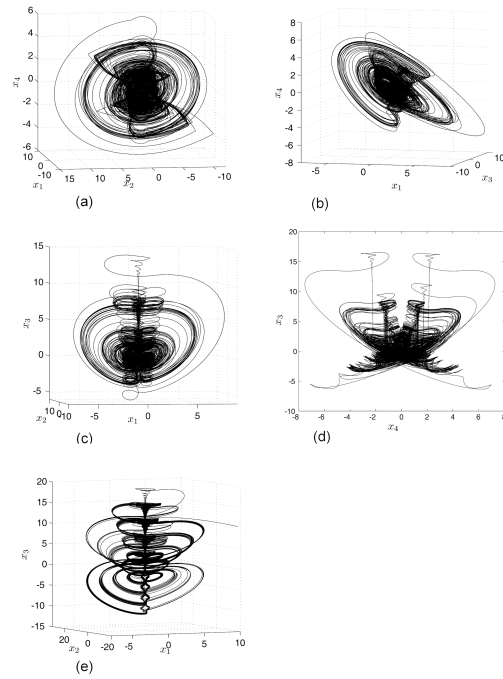


Fig. 12 Hidden hyperchaotic attractor corresponding to $b = 0.5$. (a)-(c) 3D phase projections. (d) Plane phase projection (x_4, x_3) . (e) Multiple scrolls for $b = 1.77$ in phase projection space (x_1, x_2, x_3) .