

SUPERCONVERGENT GRADIENT RECOVERY FOR VIRTUAL ELEMENT METHODS

HAILONG GUO*, CONG XIE†, AND REN ZHAO ‡

Abstract. Virtual element methods is a new promising finite element methods using general polygonal meshes. Its optimal *a priori* error estimates are well established in the literature. In this paper, we take a different viewpoint. We try to uncover the superconvergent property of the virtual element methods by doing some local post-processing only on the degrees of freedom. Using linear virtual element method as an example, we propose a universal recovery procedure to improve the accuracy of gradient approximation for numerical methods using general polygonal meshes. Its capability of serving as a *posteriori* error estimators in adaptive methods is also investigated. Compared to the existing residual-type *a posteriori* error estimators for the virtual element methods, the recovery-type *a posteriori* error estimator based on the proposed gradient recovery technique is much simpler in implementation and asymptotically exact. A series of benchmark tests are presented to numerically illustrate the superconvergence of recovered gradient and validate the asymptotical exactness of the recovery-based *a posteriori* error estimator.

AMS subject classifications. Primary 65N30, 65N12; Secondary 65N15, 53C99

Key words. Gradient recovery, superconvergence, polynomial preserving, virtual element method, recovery-based, *a posteriori* error estimator, polygonal mesh

1. Introduction. The idea of using polygonal elements can be tracked back to Wachspress [49]. After that, there has been tremendous interest in developing finite element/difference methods using general polygons, see the review paper [33] and the references therein. Famous examples includes the polygonal finite element methods [43, 44], mimetic finite difference methods [9, 30, 31, 41, 42], hybrid high-order methods [19, 20], polygonal discontinuous Galerkin methods [35], etc.

The virtual element methods evolve from the mimetic finite difference methods [9, 30, 31, 41, 42] within the framework of the finite element methods. It was first proposed for the Poisson equations [6]. Then, it has been developed to many other equations [2, 8, 14, 14, 16]. It generalizes the classical finite element methods on from simplexes to general polygons/polyhedrons including concave ones. This endows the virtual element methods with the capability of dealing with polygons(polyhedrons) with arbitrary numbers of edges (faces) and coping with more general continuity. This makes the virtual element methods handle hanging nodes naturally and simplifies the procedure of adaptive mesh refinement. Different from other polygonal finite element methods, the non-polynomial basis functions are never explicitly constructed and the evaluation of non-polynomial functions is totally unnecessary. As consequence, the only available data in virtual element methods is the degrees of freedom. The optimal convergence theory is well established in [6, 8].

In many cases, gradient attracts much more attention than the solution itself. That is due to two different aspects: first, gradient has physical means like momentum, pressure, et. al; second, many problems like the free boundary value problems,

*Department of Mathematics, University of California, Santa Barbara, CA, 93106 (hlguo@math.ucsb.edu).

†College of Mathematics and Systems Science, Xinjiang University, Urumqi, 830046, P.R. China and College of Mathematics and Physics, Hebei University of Architecture, Zhangjiakou, 075000, P.R. China(xiecong121@163.com)

‡Department of Mathematics, Wayne State University, Detroit, MI, 48202 (ren-zhao@math.wayne.edu).

moving interface problems depend on the first derivatives of the solutions. For virtual element methods, like their predecessors: standard finite element methods, the gradient approximate accuracy is one order lower than the corresponding solution approximation accuracy. Thus, a more accurate approximate gradient is highly desirable in scientific and engineering computing.

For finite element methods on triangles or quadrilaterals, it is well-known gradient recovery is one of the most important post-processing procedures to reconstruct a more accurate approximation gradient than the finite element gradient. The gradient recovery methods are well developed for the classical finite element methods and there are a massive number of works in the literature, to name a few [5, 24, 25, 32, 37, 50–54]. Famous examples include the simple/weighted averaging [52], superconvergent patch recovery [53, 54] (SPR), and the polynomial preserving recovery [36, 37, 51] (PPR). Right now, SPR and PPR become standard tools in modern scientific and engineering computing. It is evident by the fact that SPR is available in many commercial finite element software like ANSYS, Abaqus, and LS-DYNA, and PPR is included in COMSOL Multiphysics.

The first purpose of this paper is to introduce a gradient recovery as a post-processing procedure for the linear virtual element method and uncover its superconvergence property. To recover the gradient on a general polygonal mesh, the most straightforward idea is to take simple averaging or weighted averaging. But we will encounter two difficulties: first, the data of gradient is not computable in the linear virtual element method; second, the consistency of the simple averaging or weighted averaging methods depends heavily on the symmetric of the local patches and they are inconsistent even on some uniform meshes. To overcome the first difficulty, one may simply replace the virtual element gradient by its polynomial projection. Then, we are able to apply the simple averaging or weighted averaging methods to then projected virtual element gradients. But we may be at risk of introducing some additional error and computational cost. Similarly, if we want to generalize SPR to general polygonal meshes, we also have those two difficulties. The second difficulty is more severe since there is no longer any local symmetric property for polygonal meshes. To tackle those difficulties, we generalize the idea of PPR [51] to the general polygons, which only uses the degrees of freedom and the consistency on arbitrary polygonal meshes is guaranteed by the polynomial preserving property. We prove the polynomial preserving and boundedness property of the generalized gradient recovery operator. Moreover, the superconvergence of the recovered gradient using the interpolation of the exact solution is theoretically justified. We also numerically uncover the superconvergent property of the linear virtual element methods. The recovered gradient is numerically proven to be more accurate than the virtual element gradient. The post-processing procedure also provides a way to visualize the gradient field which is not directly available in the virtual element methods.

Adaptive methods are essential tools in scientific and engineer computing. Since the pioneering work of Babuška and Rheinboldt [4] in 1970s, there was a lot effort devoted to both the theoretical development of adaptive algorithms and applications of adaptive finite element methods. For classical finite element methods, adaptive finite element methods has reached a stage of mature, see the monograph [1, 3, 40, 48] and the references therein. For adaptive finite element methods, one of the key ingredient is the *a posteriori* error estimators. In the literature, there are two types *a posteriori* error estimators: residual-type and recovery-type.

For virtual element methods, there are only a few works concerning on the *a*

posteriori error estimates and adaptive algorithms. In [10], Da Veiga and Manzini derived a *a posteriori* error estimator for C^1 virtual element methods. In [15], Cangiani et al. proposed a *a posteriori* error estimator for the C^0 conforming virtual element methods for solving second order general elliptic equations. In [11], Berrone and Borio derived a new *a posteriori* error estimator for the C^0 conforming virtual element methods using the projection of the virtual element solution. In [34], Mora et al. conducted a *a posteriori* error analysis for a virtual element method for the Steklov eigenvalue problems. All the above *a posteriori* error estimators are residual-type. To the best of our knowledge, there is no recovery-type *a posteriori* error estimators for virtual element methods.

The second purpose of this paper is to present a recovery-type *a posteriori* error estimator for the linear virtual element methods. But for the virtual element methods, there is no explicit formulation for the basis functions. To construct a fully computable *a posteriori* error estimator, we propose to use the gradient of polynomial projection of virtual element solution subtracting the polynomial projection of the recovered gradient. Comparing the existing residual-type *a posteriori* error estimators [10, 11, 15], the error estimator only has one term and hence it is much simpler. The error estimator is numerically proven to be asymptotically exact, which makes it more favorable than other *a posteriori* error estimators for virtual element methods.

The rest of the paper is organized as follows. In Section 2, we introduce the model problem and notation. In Section 3, we present the construction of virtual element space and the definition of discrete finite element space. In Section 4, we propose the gradient recovery procedure and prove the consistency and boundedness of the proposed gradient recovery operator. The recovery-based *a posteriori* error estimator is constructed in Section 5. In Section 6, the superconvergent property of the gradient recovery operator and the asymptotical exactness of the recovery-based error estimator is numerically verified. Some conclusion is drawn in Section 7.

2. Model problems. Let $\Omega \subset \mathbb{R}^2$ a bounded polygonal domain with Lipschitz boundary $\partial\Omega$. Throughout this paper, we adopt the standard notations for Sobolev spaces and their associate norms given in [13, 18, 23]. For a subdomain \mathcal{D} of Ω , let $W^{k,p}(\mathcal{D})$ denote the Sobolev space with norm $\|\cdot\|_{k,p,\mathcal{D}}$ and seminorm $|\cdot|_{k,p,\mathcal{D}}$. When $p = 2$, $W^{k,2}(\mathcal{D})$ is simply denoted by $H^k(\mathcal{D})$ and the subscript p is omitted in its associate norm and seminorm. $(\cdot, \cdot)_{\mathcal{D}}$ denote the standard L_2 inner product on \mathcal{D} and the subscript is ignored when $\mathcal{D} = \Omega$. Let $\mathbb{P}_m(\mathcal{D})$ be the space of polynomials of degree less than or equal to m on \mathcal{D} and n_m be the dimension of $\mathbb{P}_m(\mathcal{D})$ which equals to $\frac{1}{2}(m+1)(m+2)$.

Our model problem is the following Poisson equation

$$-\Delta u = f \text{ in } \Omega, \quad (2.1)$$

$$u = 0 \text{ on } \partial\Omega. \quad (2.2)$$

The homogeneous Dirichlet boundary condition is considered for the sake of clarity. Inhomogeneous Dirichlet and other types boundary conditions apply as well without substantial modification.

Define the bilinear form $a(\cdot, \cdot) : H^1(\Omega) \times H^1(\Omega) \rightarrow \mathbb{R}$ as

$$a(u, v) = (\nabla u, \nabla v), \quad (2.3)$$

for any $u, v \in H^1(\Omega)$. It is easy to see that $|v|_{1,\Omega}^2 = a(v, v)$ and $|\cdot|_{1,\Omega}$ is a norm on $H_0^1(\Omega)$ by the Poincaré inequality.

The variational formulation of (2.1) and (2.2) is to find $u \in H_0^1(\Omega)$ such that

$$a(u, v) = (f, v), \quad \forall v \in H_0^1(\Omega). \quad (2.4)$$

Lax-Milgram theorem implies it admits a unique solution.

3. Virtual element method. Let \mathcal{T}_h be a partition of Ω into non-overlapping polygonal elements E with non self-intersecting polygonal boundaries. Let h be the maximum diameter.

In this paper, we concentrate on the lowest order virtual method [6]. To define the virtual element space, we begin with defining local virtual element spaces on each element. For such purpose, let

$$\mathbb{B}(\partial E) := \{v \in C^0(\partial E) : v|_e \in \mathbb{P}_1(e), \quad \forall e \in \partial E\}. \quad (3.1)$$

Then, the local virtual element space V^E on the element E can be defined as

$$V(E) = \{v \in H^1(E) : v|_{\partial E} \in \mathbb{B}(\partial E), \quad \Delta v|_E = 0\}. \quad (3.2)$$

The virtual element space is

$$V_h = \{v \in H^1(\Omega) : v|_E \in V(E) \quad \forall E \in \mathcal{T}_h\} \quad (3.3)$$

The degrees of freedom in V_h are only the values of v_h at all vertices. Furthermore, let $V_{h,0} = V_h \cap H_0^1(\Omega)$ be the subspace of V_h with homogeneous boundary condition.

The soul of virtual element methods is that the non-polynomial basis functions are never explicitly constructed and needed. This is made possible by introducing the projection operator Π^∇ . For any function $v_h \in V(E)$, its projection $\Pi^\nabla v_h$ is defined to satisfy the following orthogonality:

$$(\nabla p, \nabla(\Pi^\nabla v_h - v_h))_E = 0, \quad \forall p \in \mathbb{P}_1(E). \quad (3.4)$$

Similarly, we can define the L_2 projection Π^0 as

$$(p, \Pi^0 v_h - v_h)_E = 0, \quad \forall p \in \mathbb{P}_1(E). \quad (3.5)$$

For the linear virtual element method, those two projections are equivalent, i.e. $\Pi^\nabla = \Pi^0$. In the sequel, we will make no distinction between two projections.

On each element $E \in \mathcal{T}_h$, we can define the following discrete bilinear form

$$a_h^E(u_h, v_h) = (\nabla \Pi^\nabla u_h, \nabla \Pi^\nabla v_h)_E + S^E(u_h - \Pi^\nabla u_h, v_h - \Pi^\nabla v_h) \quad (3.6)$$

for any $u_h, v_h \in V(E)$. The discrete bilinear form S^E is symmetric and positive which is fully computable using only the degrees of freedom of u_h . The readers are referred to [6, 7] for the detail definition of S^E .

Then, we can define the discrete bilinear $a_h(\cdot, \cdot)$

$$a_h(u_h, v_h) = \sum_{E \in \mathcal{T}_h} a_h^E(u_h, v_h), \quad (3.7)$$

for any $u_h, v_h \in V_h$. The linear virtual element method for the model problem (2.1) is to find $u_h \in V_{h,0}$ such that

$$a_h(u_h, v_h) = (f, \Pi^0 v_h), \quad \forall v_h \in V_{h,0}. \quad (3.8)$$

4. Superconvergent Gradient recovery. In the section, we present a high-accuracy and efficient post-processing technique for the virtual element methods. Our idea is to generalize the polynomial preserving recovery [51] to general polygonal meshes. The generalized method works for a large class of numerical methods based on polygonal meshes including mimetic finite difference methods [9, 41], polygonal finite element methods [44], and virtual element methods [6, 8]. To illustrate the main idea, we use the virtual element methods as an example to present the proposed algorithm.

We focus on the linear virtual element methods. Let V_h be the linear virtual element space on a general polygonal mesh \mathcal{T}_h as defined in the previous section. The set of all vertices and of all edges of the polygonal mesh \mathcal{T}_h is denoted by \mathcal{N}_h and \mathcal{E}_h , respectively. Let I_h be the index set of \mathcal{N}_h .

The proposed gradient recovery is formed in three steps: (1) construct local patches of elements; (2) conduct local recovery procedure; (3) formulate the recovered data in a global expression.

To construct a local patch, we first construct a union of mesh elements around a vertex. For each vertex $z_i \in \mathcal{N}_h$ and nonnegative integer $n \in \mathbb{N}$, define $L(z_i, n)$ as

$$\mathcal{L}(z_i, n) = \begin{cases} z_i, & \text{if } n = 0, \\ \bigcup\{E : E \in \mathcal{T}_h, \tau \cap \mathcal{L}(z_i, 0) \neq \emptyset\}, & \text{if } n = 1, \\ \bigcup\{E : E \in \mathcal{T}_h, \tau \cap \mathcal{L}(z_i, n-1) \text{ is a edge in } \mathcal{E}_h\}, & \text{if } n \geq 2. \end{cases} \quad (4.1)$$

It is easy to see that $L(z_i, n)$ consists of the mesh elements in the first n layers around the vertex z_i . Then $\Omega_{z_i} = L(z_i, n_i)$ with n_i be the smallest integer such that $L(z_i)$ satisfies the rank condition in the following sense

DEFINITION 4.1. *A local patch Ω_{z_i} is said to satisfy the rank condition if it admits a unique least-squares fitted polynomial p_{z_i} in (4.2).*

REMARK 4.2. *For virtual element methods, we are more interested in the case that \mathcal{T}_h consists of polygons with more than four vertices. In general, to guarantee the rank condition we need $n_i = 1$ for interior vertices and $n_i = 2$ for boundary vertices.*

REMARK 4.3. *For boundary vertices, there are alternative ways to construct the local patch satisfying the rank condition in Definition 4.1. The readers are referred to [27].*

To reconstruct the recovered gradient at a given vertex z_i , let B_{z_i} be the set of vertices in Ω_{z_i} and I_i be the indexes of the B_{z_i} . Using the vertices in B_{z_i} as sampling points, we fit a quadratic polynomial p_{z_i} at the vertex z_i in the following least-squares sense

$$p_{z_i}(z) = \arg \min_{p \in \mathbb{P}^2(\Omega_{z_i})} \sum_{j \in I_i} |p(z_{i_j}) - u_{h,j}|^2. \quad (4.2)$$

To avoid numerical instability in real numerical computation, let

$$h_i = \max\{|z_{i_k} - z_{i_j}| : i_k, i_j \in I_i\},$$

and define the local coordinate transform

$$F : (x, y) \rightarrow (\xi, \eta) = \frac{(x, y) - (x_i, y_i)}{h_i}, \quad (4.3)$$

where $z = (x, y)$ and $\hat{z} = (\xi, \eta)$. All the computations are performed at the reference local element patch $\hat{\Omega}_{z_i} = F(\Omega_{z_i})$. Then we can rewrite $p_{z_i}(z)$ as

$$p_{z_i}(z) = \mathbf{p}^T \mathbf{a} = \hat{\mathbf{p}}^T \hat{\mathbf{a}}, \quad (4.4)$$

where

$$\begin{aligned}\mathbf{p}^T &= (1, x, y, x^2, xy, y^2), \quad \hat{\mathbf{p}}^T = (1, \xi, \eta, \xi^2, \xi\eta, \eta^2), \\ \mathbf{a} &= (a_1, a_2, a_3, a_4, a_5, a_6), \quad \hat{\mathbf{a}} = (a_1, h_i a_2, h_i a_3, h_i^2 a_4, h_i^2 a_5, h_i^2 a_6).\end{aligned}$$

Let $\hat{z}_{i_j} = F(z_{i_j})$. The coefficient $\hat{\mathbf{a}}$ is determined by solving the linear system

$$(\hat{A}^T \hat{A}) \hat{\mathbf{a}} = \hat{A}^T \mathbf{b}, \quad (4.5)$$

where

$$\hat{A} = \begin{pmatrix} 1 & \xi_{i_2} & \eta_{i_2} & \xi_{i_2}^2 & \xi_{i_2} \eta_{i_2} & \eta_{i_2}^2 \\ 1 & \xi_{i_2} & \eta_{i_2} & \xi_{i_2}^2 & \xi_{i_2} \eta_{i_2} & \eta_{i_2}^2 \\ \vdots & \vdots & \vdots & \vdots & \vdots & \vdots \\ 1 & \xi_{|I_i|} & \eta_{|I_i|} & \xi_{|I_i|}^2 & \xi_{|I_i|} \eta_{|I_i|} & \eta_{|I_i|}^2 \end{pmatrix} \text{ and } \mathbf{b}^T = \begin{pmatrix} (u_h)_{i_1} \\ (u_h)_{i_2} \\ \vdots \\ (u_h)_{i_{|I_i|}} \end{pmatrix}$$

with $|I_i|$ being the cardinality of the set I_i .

REMARK 4.4. As observed in [21], the least-squares fitting procedure will not improve the accuracy of the solution approximation. We can remove one degree of freedom in the least-squares fitting procedure by assuming

$$\tilde{p}_{z_i}(z) = u_{h,i} + \tilde{a}_2 x + \tilde{a}_3 y + \tilde{a}_4 x^2 + \tilde{a}_5 xy + \tilde{a}_6 y^2.$$

To determine $\tilde{\mathbf{a}} = (\tilde{a}_2, \tilde{a}_3, \dots, \tilde{a}_6)^T$, we only need to solve a 5×5 linear system instead of 6×6 linear system.

Then the recovered gradient $G_h u_h$ at the vertex z_i is defined as

$$G_h u_h(z_i) = \nabla p_i(z_i) = \frac{1}{h_i} \begin{pmatrix} \hat{a}_2 \\ \hat{a}_3 \end{pmatrix}. \quad (4.6)$$

Once we obtain $G_h u_h(z_i)$ for each $i \in I_h$, the global recovered gradient can be interpolated as

$$G_h u_h = \sum_{i \in I_h} G_h u_h(z_i) \phi_i \quad (4.7)$$

The recovery procedure is summarized in Algorithm 1. From Algorithm 1, we can clearly observe that we actually only use the information of degrees of freedom to perform the gradient recovery procedure which is the only information directly available in the linear virtual element method.

For theoretical analysis purpose, we can also treat G_h as an operator from V_h to $V_h \times V_h$. It is easy to see that G_h is a linear operator.

To show the consistency of the gradient recovery operator, we begin with the following theorem:

THEOREM 4.5. If u is a quadratic polynomial on Ω_{z_i} , then $G_h u(z_i) = \nabla u(z_i)$ for each $i \in I_h$.

Proof. By the definition of (4.6), we only need to show

$$\nabla p_{z_i}(z_i) = \nabla u(z_i) \quad (4.8)$$

for all $u \in \mathbb{P}(\Omega_{z_i})$. For easing the presentation, we consider the least-squares fittings on the domain Ω_{z_i} instead of the local referred domain $\hat{\Omega}_{z_i}$. Suppose $\{q_1(z), q_2(z), \dots, q_6(z)\}$

Algorithm 1 Superconvergent Gradient Recovery Procedure

Let polygonal mesh \mathcal{T}_h and the data (FEM solutions) $(u_{h,i})_{i \in I_h}$ be given. Then repeat steps (1) – (3) for all $i \in I_h$.

- (1) For every z_i , construct a local patch of elements Ω_{z_i} . Let B_{z_i} be the set of vertices in Ω_{z_i} and I_i be the indexes of the B_{z_i} .
- (2) Construct reference local patch $\hat{\Omega}_{z_i}$ and reference set of vertices \hat{B}_{z_i} .
- (3) Find a polynomial \hat{p}_{z_i} over $\hat{\Omega}_{z_i}$ by solving the least squares problem

$$\hat{p}_{z_i} = \arg \min_{\hat{p}} \sum_{j \in I_i} |\hat{p}(\hat{z}_{i_j}) - u_{h,j}|^2 \quad \text{for } p \in \mathbb{P}^2(\hat{\Omega}_{z_i}).$$

- (4) Calculate the partial derivatives of the approximated polynomial functions, then we have the recovered gradient at each vertex z_i

$$G_h u_h(z_i) = \nabla p_{z_i}(z_i) = \frac{1}{h_i} \nabla \hat{p}_{z_i}(0, 0).$$

For the recovery of the gradient $G_h u_h$ on the whole domain Ω , we propose to interpolate the values $G_h u_h(z_i)_{i \in I_h}$ by using the standard linear interpolation of the virtual element method.

is the monomial basis of $\mathbb{P}_2(\Omega_{z_i})$ and let $\mathbf{p} = (q_1(z), q_2(z), \dots, q_6(z))$. Then $p_{z_i}(z) = \mathbf{p}^T \mathbf{a}$ where \mathbf{a} is determined by the linear system

$$A^T A \mathbf{a} = A^T \mathbf{b}. \quad (4.9)$$

To prove the polynomial preserving property, it is sufficient to show the equation (4.8) is true when $u = q_j(z)$ for $j = 1, 2, \dots, 6$. Let $u = q_j(z)$. Then it implies that

$$\mathbf{b}^T = ((q_j)(z_{i_1}) \quad (q_j)(z_{i_2}) \quad \cdots \quad (q_j)(z_{i_{|I_i|}})). \quad (4.10)$$

According to (4.9), it is easy to see that $A \mathbf{e}_j = \mathbf{b}$ where \mathbf{e}_j is the j th canonical basis function in \mathbb{R}^6 . It implies that \mathbf{e}_j is the unique solution to the linear system (4.5). From (4.4), we can see that $p_{z_i}(z) = \mathbf{p}(z)^T \mathbf{e}_j = q_j(z)$ and hence $\nabla p_{z_i}(z_i) = \nabla u(z_i)$. Thus, for the quadratic polynomial u , we have $G_h u(z_i) = \nabla u(z_i)$. \square

Theorem 4.5 means G_h preserves quadratic polynomials at z_i . Using the polynomial preserving property above, we can show the following Lemma:

LEMMA 4.6. *Suppose $u_h \in V_h$, then we have*

$$|G_h u_h(z_i)| \lesssim h^{-1} |u_h|_{1, \Omega_{z_i}}. \quad (4.11)$$

Proof. According to (4.5) and (4.6), the recovered gradient $G_h u_h(z_j)$ can be expressed as

$$G_h u_h(z_i) = \begin{pmatrix} G_h^x u_h(z_i) \\ G_h^y u_h(z_i) \end{pmatrix} = \frac{1}{h_i} \begin{pmatrix} \sum_{j=1}^{|I_i|} \hat{c}_j^1 u_{h,i_j} \\ \sum_{j=1}^{|I_i|} \hat{c}_j^2 u_{h,i_j} \end{pmatrix}, \quad (4.12)$$

where \hat{c}_j^k is independent of the mesh size. Setting $u \equiv u_{h,i}$ in Theorem 4.5 means

$$G_h u_h(z_i) = \begin{pmatrix} 0 \\ 0 \end{pmatrix}. \quad (4.13)$$

Combining the above two equations, we have

$$G_h u_h(z_i) = \frac{1}{h_i} \left(\sum_{j=1}^{|I_i|} \hat{c}_j^1 (u_{h,i_j} - u_{h,i}) + \sum_{j=1}^{|I_i|} \hat{c}_j^2 (u_{h,i_j} - u_{h,i}) \right). \quad (4.14)$$

For any z_{i_j} , we can find $z_i = z_{j_1}, z_{j_2}, \dots, z_{j_{n_j}} = z_{i_j}$ such that the line segment $\overline{z_{j_\ell} z_{j_{\ell+1}}} = e_{j_\ell}$ is an edge of an element $E \in \Omega_{z_i}$. Then we can rewrite $G_h^x u_h(z_i)$ as

$$G_h^x u_h(z_i) = \sum_{j=1}^{|I_i|} \hat{c}_j^1 \sum_{\ell=1}^{n_j-1} \frac{(u_{h,j_{\ell+1}} - u_{h,j_\ell})}{h_i}. \quad (4.15)$$

Note that u_h is virtual element function. Then we have $u_h|_{e_{j_\ell}}$ is a linear polynomial and hence it holds that

$$\frac{u_{h,j_{\ell+1}} - u_{h,j_\ell}}{|e_{j_\ell}|} = \frac{\partial u_h}{\partial t_{j_\ell}} \leq |\nabla u_h|_{0,\infty,e_{j_\ell}}, \quad (4.16)$$

where t_{j_ℓ} is the unit vector in the direction from z_{j_ℓ} to $z_{j_{\ell+1}}$. Substituting (4.16) into (4.15) gives

$$|G_h^x u_h(z_i)| = \sum_{E \in \Omega_{z_i}} \sum_{e \in \mathcal{E}_E} \frac{|e|}{h_i} |\nabla u_h|_{0,\infty,e}. \quad (4.17)$$

Since $u_h|_e$ is a linear polynomial, the inverse inequality [13, 18] is applicable, which implies

$$|\nabla u_h|_{0,\infty,e} \lesssim |e|^{-\frac{3}{2}} \|u_h\|_{0,e}. \quad (4.18)$$

By the trace inequality, we have

$$\|u_h\|_{0,e} \lesssim h^{-\frac{1}{2}} \|\nabla u_h\|_{0,E} + h^{\frac{1}{2}} |\nabla u_h|_{1,E}. \quad (4.19)$$

Combining the above estimates and noticing that $\frac{|e|}{h_i}$ is bounded by a fixed constant, we have

$$\begin{aligned} |G_h^x u_h(z_i)| &\lesssim \sum_{E \in \Omega_{z_i}} (h^{-2} \|\nabla u_h\|_{0,E} + h^{-1} |\nabla u_h|_{1,E}) \\ &\lesssim h^{-2} \|u_h\|_{0,\Omega_{z_i}} + h^{-1} |u_h|_{1,\Omega_{z_i}}. \end{aligned}$$

Let $\bar{u}_h = \frac{1}{|\Omega_{z_i}|} \int_{\Omega_{z_i}} u_h dz$. Setting $u_h \equiv \bar{u}_h$ in Theorem 4.5 implies $G_h \bar{u}_h(z_i) = (0, 0)^T$. Replacing u_h by $u_h - \bar{u}_h$ in the above estimate, we have

$$\begin{aligned} |G_h^x u_h(z_i)| &= |G_h^x(u_h - \bar{u}_h)(z_i)| \\ &\lesssim h^{-2} \|u_h - \bar{u}_h\|_{0,\Omega_{z_i}} + h^{-1} |u_h - \bar{u}_h|_{1,\Omega_{z_i}} \\ &\lesssim h^{-1} |u_h|_{1,\Omega_{z_i}}, \end{aligned}$$

where we have used the scaled Poincaré-Freidrichs inequality in [12].

Similarly, we can establish the same error bound for $G_h^y u_h(z_i)$. Thus, the estimate (4.11) is true. \square

Based on the above lemma, we establish the local boundedness in L_2 norm:

THEOREM 4.7. *Suppose $u_h \in V_h$, then for any $E \in \mathcal{T}_h$, we have*

$$\|G_h u_h\|_{0,E} \lesssim |u_h|_{1,\Omega_E}, \quad (4.20)$$

where $\Omega_E = \bigcup_{z \in E \cap \mathcal{N}_h} \Omega_z$.

Proof. Let I_E be the index set of $E \cap \mathcal{N}_h$. Since $\{\phi_i\}_{i \in I_h}$ is the canonical basis for V_h , we have

$$\begin{aligned} \|G_h u_h\|_{0,E} &\lesssim |E|^{\frac{1}{2}} \sum_{j=1}^{|I_E|} |G_h u_h(z_{i_j})| \\ &\lesssim \sum_{j=1}^{|I_E|} |E|^{\frac{1}{2}} h^{-1} |\nabla u_h|_{1,\Omega_{z_{i_j}}} \\ &\lesssim \sum_{j=1}^{|I_E|} |\nabla u_h|_{1,\Omega_{z_{i_j}}} \\ &\lesssim |u_h|_{1,\Omega_E}, \end{aligned}$$

where we have used the fact that $|E|^{\frac{1}{2}} h^{-1}$ is bounded by a fixed constant. \square

As a direct consequence, we can prove the following corollary

COROLLARY 4.8. *Suppose $u_h \in V_h$, then we have*

$$\|G_h u_h\|_{0,\Omega} \lesssim |u_h|_{1,\Omega}. \quad (4.21)$$

Corollary 4.8 implies that G_h is a linear bounded operator from V_h to $V_h \times V_h$. Now, we are in the perfect position to present the consistency result of G_h .

THEOREM 4.9. *Suppose $u \in H^3(\Omega_E)$, then we have*

$$\|G_h u - \nabla u\|_{0,E} \lesssim h^2 \|u\|_{3,\Omega_E}.$$

Proof. Define

$$\mathcal{F}(u) = \|G_h u - \nabla u\|_{0,E}.$$

By the boundedness of G_h , it is easy to see that

$$\begin{aligned} \mathcal{F}(u) &\leq \|G_h u\|_{0,E} + \|\nabla u\|_{0,E} \\ &\lesssim |u|_{1,\Omega_E}. \end{aligned}$$

The polynomial property of the gradient recovery operator G_h implies $G_h p = \nabla p$ for any $p \in \mathbb{P}_2(\Omega_E)$. Thus we have

$$\mathcal{F}(u + p) = \mathcal{F}(u).$$

By the Brambler-Hilbert Lemma [13, 18], we obtain

$$\mathcal{F}(u) \lesssim h^2 \|u\|_{3,\Omega_E}.$$

\square

Theorem 4.9 implies the gradient recovery operator is consistent in the sense that the recovered gradient using the exact solution is superconvergent to the exact gradient at rate of $\mathcal{O}(h^2)$.

5. Adaptive virtual element method. The adaptive virtual element method is just a loop of the following steps:

$$\text{Solve} \rightarrow \text{Estimate} \rightarrow \text{Mark} \rightarrow \text{Refine} \quad (5.1)$$

Starting from an initial polygonal mesh, we solve the equation by using the linear virtual element method. Once the virtual element solution is available, we need to design a fully computational *a posteriori* error estimator using only the virtual element solution. This step is vital for the adaptive virtual element method because it determines the performance of the adaptive algorithm. In this paper, we introduce a recovery-based *a posteriori* error estimator using the proposed gradient recovery method, which we elaborate in the coming subsection.

5.1. Recovery-based *a posteriori* error estimator. Once the recovered gradient is reconstructed, we are ready to present the recovery-type *a posteriori* error estimator for virtual element methods. However, for virtual element methods, their basis functions are not explicitly constructed which means that both $G_h u_h$ and ∇u_h are not computable quantities. To overcome the difficulty, we propose to use $\Pi_E^0 G_h u_h$ and $\nabla \Pi_E^0 u_h$, which are computable. We define a local *a posteriori* error estimator on each triangular element $\tau_{h,j}$ as

$$\eta_{h,E} = \|\Pi_E^0 G_h u_h - \nabla \Pi_E^0 u_h\|_{0,E}, \quad (5.2)$$

and the corresponding global error estimator as

$$\eta_h = \left(\sum_{E \in \mathcal{T}_h} \eta_{h,E}^2 \right)^{1/2}. \quad (5.3)$$

To measure the performance of the *a posteriori* error estimator (5.2) or (5.3), we introduce the effective index

$$\kappa_h = \frac{\|\Pi_E^0 G_h u_h - \nabla \Pi_E^0 u_h\|_{0,\Omega}}{\|\nabla u - \nabla \Pi^0 u_h\|_{0,\Omega}}, \quad (5.4)$$

which are computable when the exact solution u is provided.

For *a posteriori* error estimators, the ideal case we expect is the so-called asymptotical exactness.

DEFINITION 5.1. *The *a posteriori* error estimator (5.2) or (5.3) is said to be asymptotically exact if*

$$\lim_{h \rightarrow 0} \kappa_h = 1. \quad (5.5)$$

A series of benchmark numerical examples in the next section indicate the recovery-based *a posteriori* error estimator (5.2) or (5.3) is asymptotically exact for the linear virtual element methods, which distinguish it from the residual-type *a posteriori* error estimators for virtual element methods in the literature [10, 11, 15].

5.2. Marking Strategy. When a *a posteriori* error estimator (5.2) is available, we pick up a set elements to be refined. This process is called marking. There are several different marking strategy. In this paper, we adopt the bulk marking strategy

proposed by Dörfler [22]. Given a constant $\theta \in (0, 1]$, the bulk strategy is to find $\mathcal{M}_h \subset \mathcal{T}_h$ such that

$$\left(\sum_{E \in \mathcal{M}_h} \eta_{h,E}^2 \right)^{\frac{1}{2}} \leq \theta \left(\sum_{E \in \mathcal{T}_h} \eta_{h,E}^2 \right)^{\frac{1}{2}} \quad (5.6)$$

In general, the choice of \mathcal{M}_h is not unique. We select \mathcal{M}_h such that the cardinality of \mathcal{M}_h is smallest.

5.3. Adaptive mesh refinement. One of the main advantages of virtual element methods is its flexibility in local mesh refinement. Virtual element methods allow that elements have arbitrary number of edges and two edges are collinear. Those advantages enable the virtual element methods to naturally handle hanging nodes. A polygon with a hanging node is just a polygon has an extra edge collinear with another edge. It avoids artificial refinement of the unmarked neighborhood in the classical adaptive finite element methods. Take the polygon in Figure 5.1 as example. It is a pentagon with five vertices V_1, V_2, \dots, V_5 . But there are three hanging nodes V_6, V_7, V_8 which are generated by the refinement of its neighborhood element. In the virtual element method, we can treat the pentagon with three hanging nodes as a octagon with eight vertices V_1, V_2, \dots, V_8 . Note that in the octagon, there are four edges are collinear which is allowed in the virtual element method.

In the paper, we adopt the same way to refine a polygon as in [15, 47]. We divide a polygon into several sub-polygons by connecting its barycenter to each planar edge center. Note that two or more edge collinear to each other is treated as one planar edge. We take the polygon in Figure 5.1 as example again. The refinement of the polygonal is illustrated in the Figure 5.1 by the dashed lines. Note that the four edges are collinear to each other is viewed as one edge $\overline{V_5 V_1}$. Thus, in the refinement, we bisect $\overline{V_5 V_1}$ instead the four collinear edges.

6. Numerical Results. In this section, we present several numerical examples to demonstrate our numerical discovery. The first example is to illustrate the super-convergence of the proposed gradient recovery. The other examples are to numerical validate the asymptotical exactness of the recovery-based *a posteriori* error estimator.

In the virtual element method, the basis functions are never explicitly constructed and the numerical solution is unknown inside elements. In the computational test, we shall use the the projection $\Pi_h^0 u_h$ to compute different errors instead of using u_h . In addition, all the convergence rates are illustrated in term of the degrees of freedom (DOF). In two dimensional cases, $\text{DOF} \approx h^2$ and the corresponding convergence rates in term of the mesh size h are doubled of what we plot in the graphs.

6.1. Test Case 1: Smooth problem. In this example, we consider the following homogeneous elliptic equation

$$-\Delta u = 2\pi^2 \sin(\pi x) \sin(\pi y), \quad \text{in } \Omega = (0, 1) \times (0, 1). \quad (6.1)$$

The exact solution is $u(x, y) = \sin(\pi x) \sin(\pi y)$.

In this test, we adopt six different types of meshes to numerically show the superconvergence of the proposed gradient recovery method. The first level of each type meshes is plotted in Fig. 6.1. The first type meshes $\mathcal{T}_{h,1}$ are just the uniform square meshes. The second type meshes $\mathcal{T}_{h,2}$ are uniform hexagonal meshes. The third type meshes $\mathcal{T}_{h,3}$ are uniform nonconvex meshes. $\mathcal{T}_{h,4}$ are generated by adding

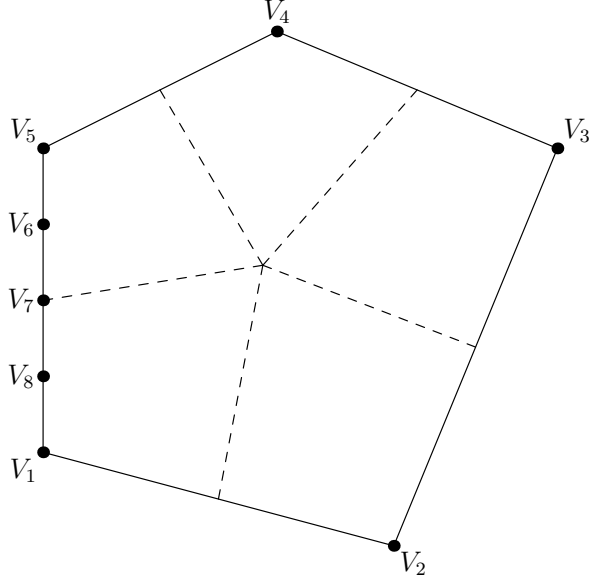


Fig. 5.1: Illustration of handling hanging node in the virtual element method and local refinement of polygons with collinear edges

Table 6.1: Characteristics of six different types of meshes

Mesh Type	Unstructured mesh	Concave element	Quadrilateral element	Random perturbation	Obtuse angle
$\mathcal{T}_{h,1}$	no	no	yes	no	no
$\mathcal{T}_{h,2}$	no	no	yes	no	yes
$\mathcal{T}_{h,3}$	no	yes	no	no	yes
$\mathcal{T}_{h,4}$	yes	no	yes	yes	yes
$\mathcal{T}_{h,5}$	yes	no	no	no	yes
$\mathcal{T}_{h,6}$	yes	no	no	no	yes

random perturbation to the meshes $\mathcal{T}_{h,1}$. The fifth type meshes $\mathcal{T}_{h,5}$ are generated by applying the following coordinate transform

$$\begin{aligned}
 x &= \hat{x} + \frac{1}{10} \sin(2\pi\hat{x}) \sin(2\pi\hat{y}), \\
 y &= \hat{y} + \frac{1}{10} \sin(2\pi\hat{x}) \sin(2\pi\hat{y});
 \end{aligned}$$

to the uniform hexagonal meshes $\mathcal{T}_{h,2}$. The sixth type meshes $\mathcal{T}_{h,6}$ are smoothed Voronoi meshes generated by Polymesher [46]. The characterization of the six different types meshes are summarized in Table 6.1.

In addition to the discrete H_1 semi-error $\|\nabla u - \nabla \Pi_h^0 u_h\|_{0,\Omega}$ and the recovered error $\|\nabla u - \Pi_h^0 G_h u_h\|_{0,\Omega}$, we also consider the $\|\nabla u_h - \nabla u_I\|_{0,\Omega} = \sqrt{(\mathbf{u}_h - \mathbf{u}_I)^T A_h (\mathbf{u}_h - \mathbf{u}_I)}$ where A_h is the stiffness matrix, u_I is the interpolation of u into the virtual element space V_h , and \mathbf{u}_h (or \mathbf{u}_I) is a vector of value of u_h (or u_I) on the degrees of freedom.

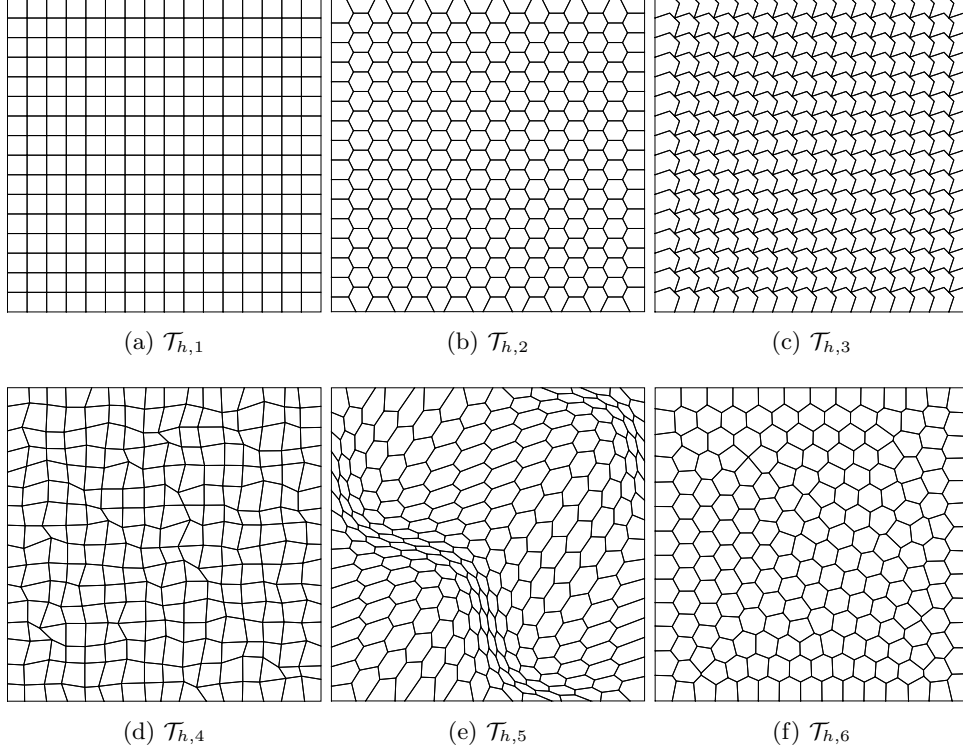


Fig. 6.1: Sample meshes for numerical tests: (a) structured quadrilateral mesh; (b) structured hexagonal mesh; (c) structure concave mesh; (d) unstructured quadrilateral mesh; (e) unstructured hexagonal mesh ; (f) unstructured Voronoi mesh.

The error $\|\nabla u_h - \nabla u_I\|_{0,\Omega}$ plays an important role in the study of superconvergence for gradient recovery methods in the classical finite element methods [5, 50]. We say the gradient of the numerical solution is superclose to the gradient of the interpolation of the exact solution if $\|\nabla u_h - \nabla u_I\|_{0,\Omega} \lesssim \mathcal{O}(h^{1+\rho})$ for some $0 < \rho \leq 1$. The supercloseness result is a sufficient but not necessary condition to prove the superconvergence of gradient recovery methods [5, 24, 50, 51].

We plot the rates of convergence for the above three difference errors in Fig. 6.2. As predicted in [6], the discrete H_1 semi-error decays at rate of $\mathcal{O}(h)$ for all the above six different types of meshes. Concerning the the error $\|\nabla u_h - \nabla u_I\|_{0,\Omega}$, we can only observe the $\mathcal{O}(h^2)$ supercloseness on two structured convex meshes and the transformed meshes $\mathcal{T}_{h,5}$. It is not surprise since the supercloseness depends heavily on the symmetric of meshes even on triangular mesh, see [5, 50]. But the recovered gradient is superconvergent to the exact gradient at rate of $\mathcal{O}(h^2)$ on all the above meshed including the unstructured meshes and concave meshes. The above numerical observation is summarized in Table 6.2.

6.2. Test Case 2: L-shape domain problem. In this example, we consider the Laplace equation

$$-\Delta u = 0,$$

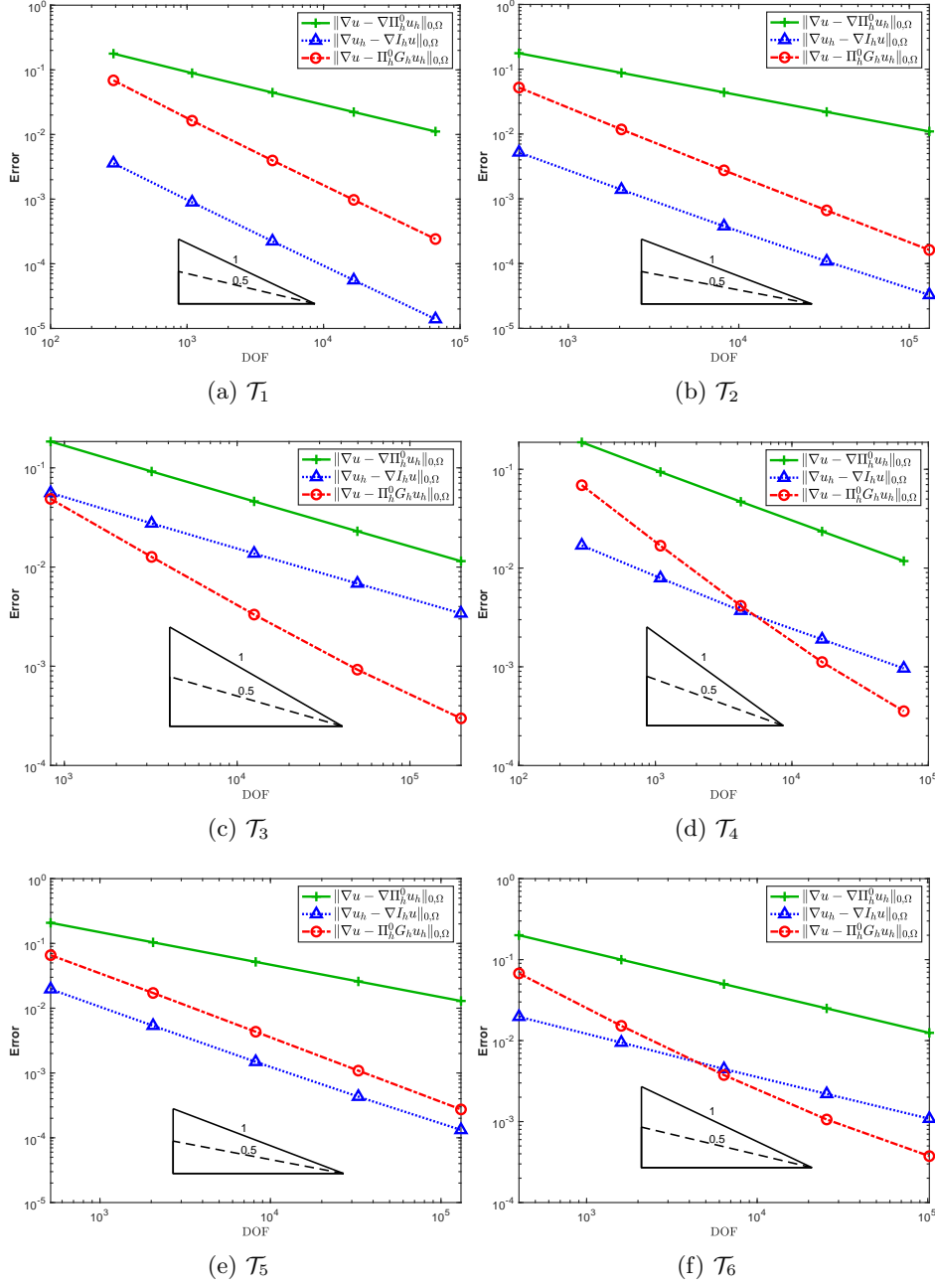


Fig. 6.2: Sample errors for numerical tests: (a) on structured quadrilateral meshes ; (b) on structured hexagonal meshes; (c) on structure concave meshes; (d) on unstructured quadrilateral meshes; (e) on unstructured hexagonal meshes; (f) on unstructured Voronoi meshes.

Table 6.2: Summary of Numerical Results on the six different types of meshes

Mesh Type	$\ \nabla u - \Pi^0 \nabla u_h\ _{0,\Omega}$	$\ \nabla u_h - \nabla u_I\ _{0,\Omega}$	$\ \nabla u - \Pi_E^0 G_h u_h\ _{0,\Omega}$
$\mathcal{T}_{h,1}$	$\mathcal{O}(h)$	$\mathcal{O}(h^2)$	$\mathcal{O}(h^2)$
$\mathcal{T}_{h,2}$	$\mathcal{O}(h)$	$\mathcal{O}(h^2)$	$\mathcal{O}(h^2)$
$\mathcal{T}_{h,3}$	$\mathcal{O}(h)$	$\mathcal{O}(h)$	$\mathcal{O}(h^2)$
$\mathcal{T}_{h,4}$	$\mathcal{O}(h)$	$\mathcal{O}(h)$	$\mathcal{O}(h^2)$
$\mathcal{T}_{h,5}$	$\mathcal{O}(h)$	$\mathcal{O}(h^2)$	$\mathcal{O}(h^2)$
$\mathcal{T}_{h,6}$	$\mathcal{O}(h)$	$\mathcal{O}(h)$	$\mathcal{O}(h^2)$

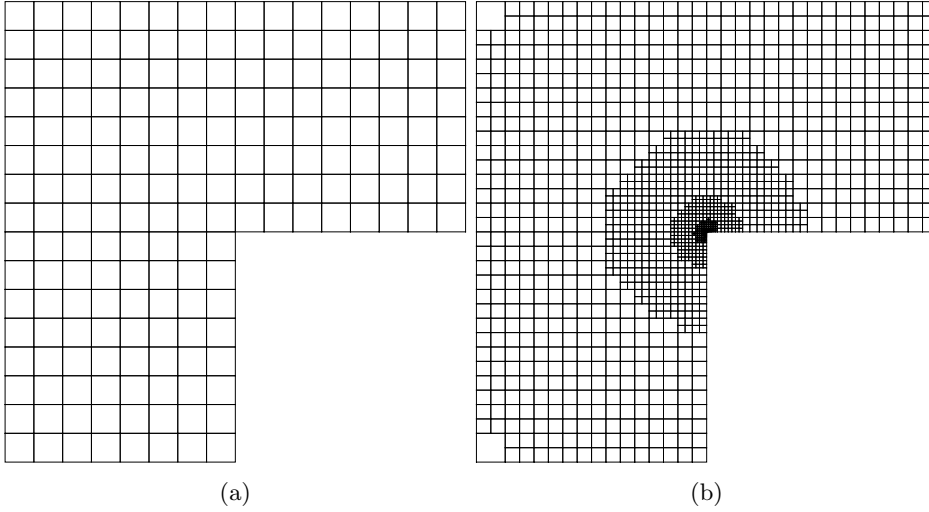


Fig. 6.3: Meshes for Test Case 2: (a) Initial mesh; (b) Adaptively refined mesh.

on the L-shaped domain $\Omega = (-1, 1) \times (-1, 1) \setminus (0, 1) \times (-1, 0)$. The exact solution is $u = r^{2/3} \sin(2\theta/3)$ in polar coordinate. The corresponding boundary condition is computed from the exact solution u . Note the exact solution u has a singularity at the original.

To resolve the singularity, we use the adaptive virtual element method described in Section 5. The initial mesh is plotted in Fig. 6.3a, which is a uniform mesh consisting of square elements. In Fig. 6.3b, we show the corresponding adaptively refined mesh. It is not hard to see that the refinement is conducted near the singular point.

In Fig. 6.4a, we graph the rates of convergence for discrete H_1 semi-error $\|\nabla u - \nabla \Pi_h^0 u_h\|_{0,\Omega}$ and the discrete recovery error $\|\nabla u - \Pi_h^0 G_h u_h\|_{0,\Omega}$. From the plot, we can clearly observe $\mathcal{O}(h)$ optimal convergence for the virtual element gradient and $\mathcal{O}(h^2)$ superconvergence for the recovered gradient for the adaptive virtual element method. It means the recovery-based *a posteriori* error estimator (5.2) is robust. To quantify the performance of the error estimator, we draw the effective index (5.4) in Fig. 6.4b. It shows that the effective index converges to 1 rapidly after a few iterations. It means the *a posteriori* error estimator is asymptotically exact as defined in Definition 5.1.

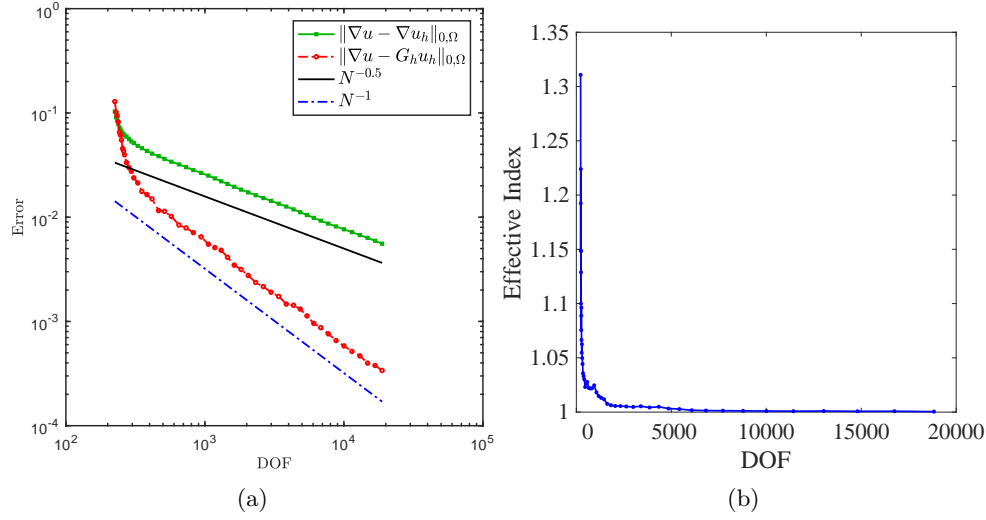


Fig. 6.4: Numerical result for Test Case 2: (a) Numerical errors; (b) Effective index.

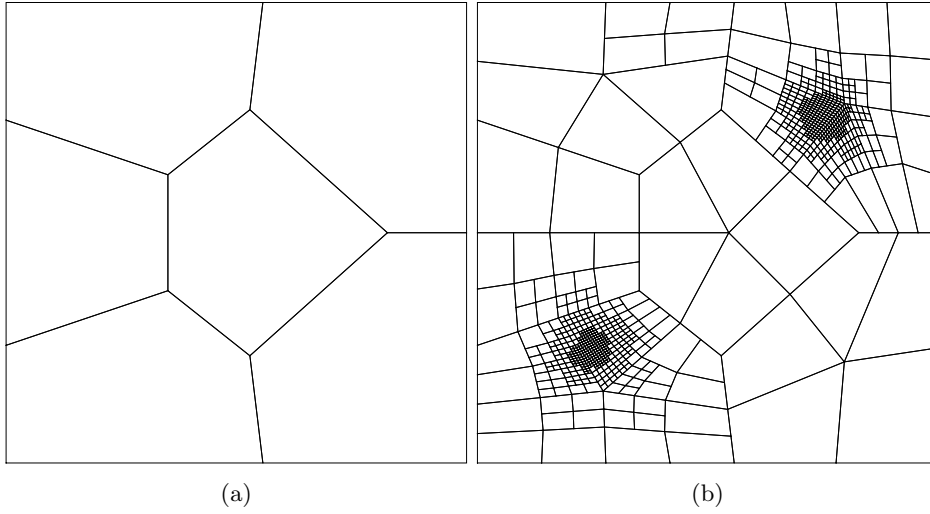


Fig. 6.5: Meshes for Test Case 3: (a) Initial mesh; (b) Adaptively refined mesh.

6.3. Test Case 3: Problem with two Gaussian surfaces. Consider the Poisson equation (2.1) on the unit square with the exact solution

$$u(x, y) = \frac{1}{2\pi\sigma} \left[e^{-\frac{1}{2}\left(\frac{x-\mu_1}{\sigma}\right)^2} e^{-\frac{1}{2}\left(\frac{y-\mu_1}{\sigma}\right)^2} + e^{-\frac{1}{2}\left(\frac{x-\mu_2}{\sigma}\right)^2} e^{-\frac{1}{2}\left(\frac{y-\mu_2}{\sigma}\right)^2} \right]$$

as in [47]. In this test, the standard deviation is $\sigma = \sqrt{10^{-3}}$ and the two means are $\mu_1 = 0.25$ and $\mu_2 = 0.75$.

The difficulty of this problem is the existence of two Gaussian surfaces, where the

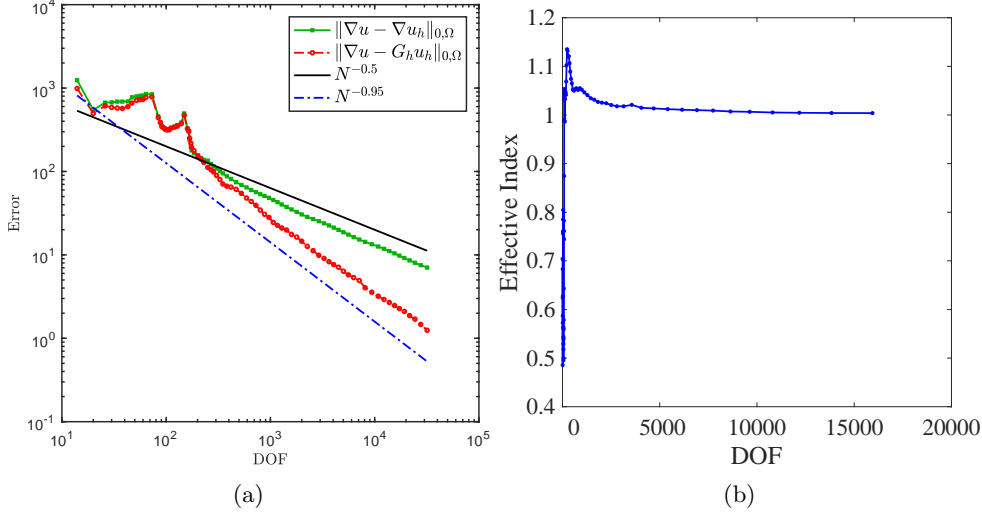


Fig. 6.6: Numerical result for Test Case 3: (a) Numerical errors; (b) Effective index.

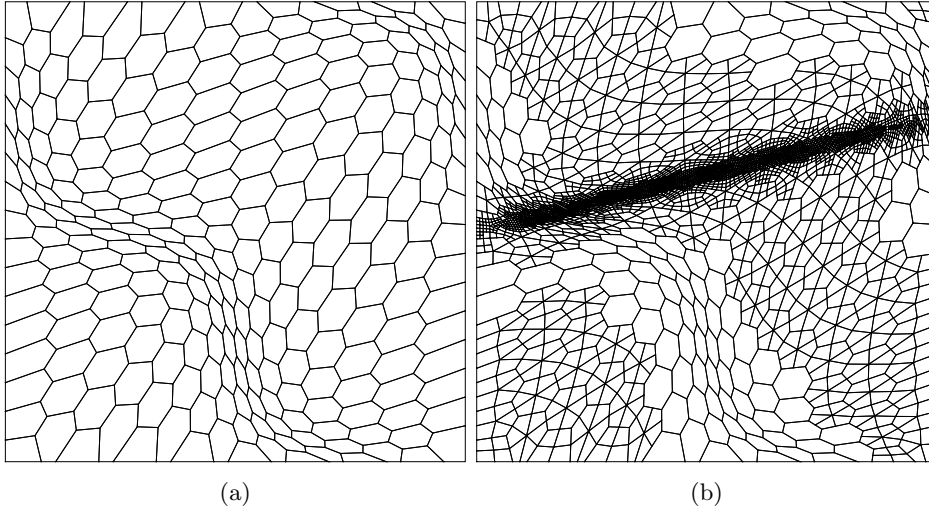


Fig. 6.7: Meshes for Test Case 4: (a) Initial mesh; (b) Adaptively refined mesh.

solution has fast decay. Here we adopt the same initial mesh as in [47], see Fig. 6.5a. It is a polygonal mesh, which doesn't resolve the Gaussian surfaces. In Fig. 6.5b, we show the adaptively refined mesh. Clearly, the mesh is refined near the location of the Gaussian surfaces. In Fig. 6.6a, we present the numerical errors. Similar to Test case 2, we can observe the desired optimal and superconvergent results. Moreover, the asymptotical exactness of the error estimator (5.2) is numerically verified in Fig. 6.6b by the fact the effective index is convergent to one.

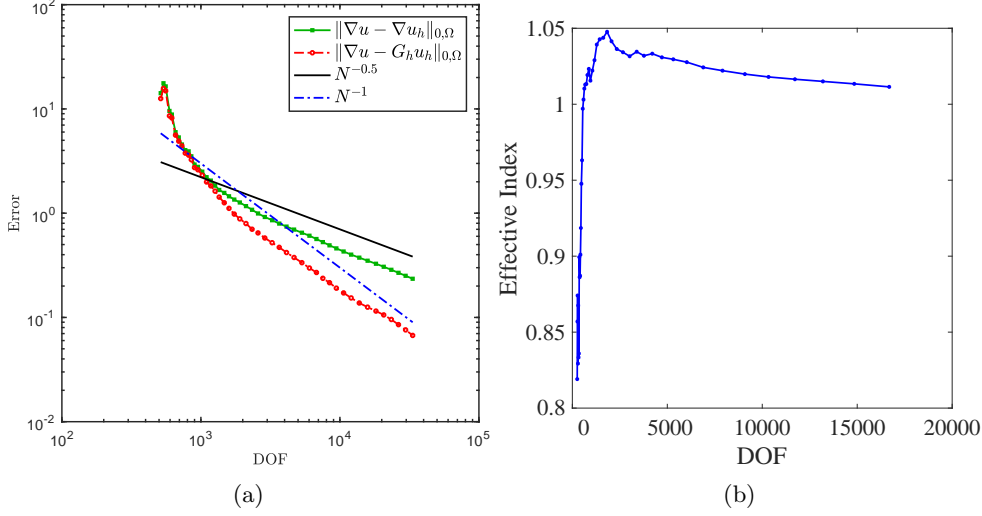


Fig. 6.8: Numerical result for Test Case 4: (a) Numerical errors; (b) Effective index.

6.4. Test Case 4: Problem with sharp interior layer. As in [10, 15], we consider the Poisson equation (2.1) and (2.2) on the unit square with a sharp interior layer. The exact solution is

$$u(x, y) = 16x(1-x)y(1-y) \arctan(25x - 100y + 25).$$

The initial mesh is the transformed hexagonal mesh $\mathcal{T}_{h,5}$ as in Test Case 1, which is shown in Fig. 6.7a. It is a unstructured polygonal mesh. The interior sharp layer is totally unresolved by the initial which causes the main difficulty. Fig. 6.7b is the mesh generated by the adaptive virtual element method prescribed in Section 5. It is obvious that the mesh is refined to resolve the interior layer as expected.

In Fig. 6.8, we present the qualitative results. As anticipated, the desired $\mathcal{O}(h)$ optimal convergence rate for the virtual element gradient and $\mathcal{O}(h^2)$ superconvergence rate for the recovered gradient can be numerically observed. Also, the effective index is numerically proved to be one, which validate the asymptotical exactness of the error estimator (5.2).

7. Conclusion. In this paper, a superconvergent gradient recovery method for the virtual element method is introduced. The proposed post-processing technique uses only the degrees of freedom which is the only data directly obtained from the virtual element method. It generalizes the idea of polynomial preserving recovery [37, 51] to general polygonal meshes. Theoretically, we prove the proposed gradient recovery method is bounded and consistent. It meets the standard of a good gradient recovery technique in [1]. Numerically, we validate the superconvergence of the recovered gradient using the virtual element solution on several different types of general polygonal meshes including concave and unstructured meshes. In the future, it would be interesting to present a theoretical proof of those superconvergence for the virtual element method.

Its capability of serving as a *a posteriori* error estimator is also exploited. The asymptotical exactness of the recovery-based *a posteriori* error estimators is numer-

ically verified by three benchmark problems. To the best of our knowledge, it is the first recovery-based *a posteriori* error estimator for the virtual element methods. Compared to the existing residual type *a posteriori* error estimators, it has several advantages: First, it is simple in both the idea and implementation, which makes it is more realistic for practical problems; Second, the unique characterization of the error estimator is the asymptotical exactness, which prevails over all other *a posteriori* error estimators in the literature for the virtual element methods.

The application of gradient recovery is not limited to adaptive methods. It has also been applied to many other fields, like enhancing eigenvalues [26, 38, 39] and designing new numerical methods for higher order PDEs [17, 28, 29]. We will make use of those advantages of gradient recovery to study more interesting real application problems in the future work.

REFERENCES

- [1] M. AINSWORTH AND J. T. ODEN, *A posteriori error estimation in finite element analysis*, Pure and Applied Mathematics (New York), Wiley-Interscience [John Wiley & Sons], New York, 2000.
- [2] E. ARTIOLI, S. DE MIRANDA, C. LOVADINA, AND L. PATRUNO, *A stress/displacement virtual element method for plane elasticity problems*, *Comput. Methods Appl. Mech. Engrg.*, 325 (2017), pp. 155–174.
- [3] I. BABUŠKA AND T. STROUBOULIS, *The finite element method and its reliability*, Numerical Mathematics and Scientific Computation, The Clarendon Press, Oxford University Press, New York, 2001.
- [4] I. BABUŠKA AND W. C. RHEINBOLDT, *Error estimates for adaptive finite element computations*, *SIAM J. Numer. Anal.*, 15 (1978), pp. 736–754.
- [5] R. E. BANK AND J. XU, *Asymptotically exact a posteriori error estimators. I. Grids with superconvergence*, *SIAM J. Numer. Anal.*, 41 (2003), pp. 2294–2312 (electronic).
- [6] L. BEIRÃO DA VEIGA, F. BREZZI, A. CANGIANI, G. MANZINI, L. D. MARINI, AND A. RUSSO, *Basic principles of virtual element methods*, *Math. Models Methods Appl. Sci.*, 23 (2013), pp. 199–214.
- [7] L. BEIRÃO DA VEIGA, F. BREZZI, L. D. MARINI, AND A. RUSSO, *The hitchhiker’s guide to the virtual element method*, *Math. Models Methods Appl. Sci.*, 24 (2014), pp. 1541–1573.
- [8] ———, *Virtual element method for general second-order elliptic problems on polygonal meshes*, *Math. Models Methods Appl. Sci.*, 26 (2016), pp. 729–750.
- [9] L. BEIRÃO DA VEIGA, K. LIPNIKOV, AND G. MANZINI, *The mimetic finite difference method for elliptic problems*, vol. 11 of *MS&A. Modeling, Simulation and Applications*, Springer, Cham, 2014.
- [10] L. BEIRÃO DA VEIGA AND G. MANZINI, *Residual a posteriori error estimation for the virtual element method for elliptic problems*, *ESAIM Math. Model. Numer. Anal.*, 49 (2015), pp. 577–599.
- [11] S. BERRONE AND A. BORIO, *A residual a posteriori error estimate for the Virtual Element Method*, *Math. Models Methods Appl. Sci.*, 27 (2017), pp. 1423–1458.
- [12] S. C. BRENNER, Q. GUAN, AND L.-Y. SUNG, *Some estimates for virtual element methods*, *Comput. Methods Appl. Math.*, 17 (2017), pp. 553–574.
- [13] S. C. BRENNER AND L. R. SCOTT, *The mathematical theory of finite element methods*, vol. 15 of *Texts in Applied Mathematics*, Springer, New York, third ed., 2008.
- [14] F. BREZZI AND L. D. MARINI, *Virtual element methods for plate bending problems*, *Comput. Methods Appl. Mech. Engrg.*, 253 (2013), pp. 455–462.
- [15] A. CANGIANI, E. H. GEORGIOULIS, T. PRYER, AND O. J. SUTTON, *A posteriori error estimates for the virtual element method*, *Numer. Math.*, 137 (2017), pp. 857–893.
- [16] A. CANGIANI, G. MANZINI, AND O. J. SUTTON, *Conforming and nonconforming virtual element methods for elliptic problems*, *IMA J. Numer. Anal.*, 37 (2017), pp. 1317–1354.
- [17] H. CHEN, H. GUO, Z. ZHANG, AND Q. ZOU, *A C^0 linear finite element method for two fourth-order eigenvalue problems*, *IMA J. Numer. Anal.*, 37 (2017), pp. 2120–2138.
- [18] P. G. CIARLET, *The finite element method for elliptic problems*, vol. 40 of *Classics in Applied Mathematics*, Society for Industrial and Applied Mathematics (SIAM), Philadelphia, PA, 2002. Reprint of the 1978 original [North-Holland, Amsterdam; MR0520174 (58 #25001)].

- [19] D. A. DI PIETRO AND A. ERN, *A hybrid high-order locking-free method for linear elasticity on general meshes*, Comput. Methods Appl. Mech. Engrg., 283 (2015), pp. 1–21.
- [20] D. A. DI PIETRO, A. ERN, AND S. LEMAIRE, *An arbitrary-order and compact-stencil discretization of diffusion on general meshes based on local reconstruction operators*, Comput. Methods Appl. Math., 14 (2014), pp. 461–472.
- [21] G. DONG AND H. GUO, *Parametric polynomial preserving recovery on manifolds*, 2017. arXiv:1703.06509.
- [22] W. DÖRFLER, *A convergent adaptive algorithm for Poisson’s equation*, SIAM J. Numer. Anal., 33 (1996), pp. 1106–1124.
- [23] L. C. EVANS, *Partial differential equations*, vol. 19 of Graduate Studies in Mathematics, American Mathematical Society, Providence, RI, second ed., 2010.
- [24] H. GUO AND Z. ZHANG, *Gradient recovery for the Crouzeix-Raviart element*, J. Sci. Comput., 64 (2015), pp. 456–476.
- [25] H. GUO, Z. ZHANG, AND R. ZHAO, *Hessian recovery for finite element methods*, Math. Comp., 86 (2017), pp. 1671–1692.
- [26] ———, *Superconvergent two-grid methods for elliptic eigenvalue problems*, J. Sci. Comput., 70 (2017), pp. 125–148.
- [27] H. GUO, Z. ZHANG, R. ZHAO, AND Q. ZOU, *Polynomial preserving recovery on boundary*, J. Comput. Appl. Math., 307 (2016), pp. 119–133.
- [28] H. GUO, Z. ZHANG, AND Q. ZOU, *A C^0 linear finite element method for biharmonic problems*, J. Sci. Comput., 74 (2018), pp. 1397–1422.
- [29] ———, *A C^0 linear finite element method for sixth order elliptic equations*, 2018. arXiv:1804.03793v2.
- [30] J. M. HYMAN AND M. SHASHKOV, *Mimetic discretizations for Maxwell’s equations*, J. Comput. Phys., 151 (1999), pp. 881–909.
- [31] YU. KUZNETSOV AND S. REPIN, *New mixed finite element method on polygonal and polyhedral meshes*, Russian J. Numer. Anal. Math. Modelling, 18 (2003), pp. 261–278.
- [32] A. M. LAKHANY, I. MAREK, AND J. R. WHITEMAN, *Superconvergence results on mildly structured triangulations*, Comput. Methods Appl. Mech. Engrg., 189 (2000), pp. 1–75.
- [33] G. MANZINI, A. RUSSO, AND N. SUKUMAR, *New perspectives on polygonal and polyhedral finite element methods*, Math. Models Methods Appl. Sci., 24 (2014), pp. 1665–1699.
- [34] D. MORA, G. RIVERA, AND R. RODRÍ GUEZ, *A posteriori error estimates for a virtual element method for the Steklov eigenvalue problem*, Comput. Math. Appl., 74 (2017), pp. 2172–2190.
- [35] L. MU, J. WANG, Y. WANG, AND X. YE, *Interior penalty discontinuous Galerkin method on very general polygonal and polyhedral meshes*, J. Comput. Appl. Math., 255 (2014), pp. 432–440.
- [36] A. NAGA AND Z. ZHANG, *A posteriori error estimates based on the polynomial preserving recovery*, SIAM J. Numer. Anal., 42 (2004), pp. 1780–1800 (electronic).
- [37] ———, *The polynomial-preserving recovery for higher order finite element methods in 2D and 3D*, Discrete Contin. Dyn. Syst. Ser. B, 5 (2005), pp. 769–798.
- [38] ———, *Function value recovery and its application in eigenvalue problems*, SIAM J. Numer. Anal., 50 (2012), pp. 272–286.
- [39] A. NAGA, Z. ZHANG, AND A. ZHOU, *Enhancing eigenvalue approximation by gradient recovery*, SIAM J. Sci. Comput., 28 (2006), pp. 1289–1300.
- [40] S. REPIN, *A posteriori estimates for partial differential equations*, vol. 4 of Radon Series on Computational and Applied Mathematics, Walter de Gruyter GmbH & Co. KG, Berlin, 2008.
- [41] M. SHASHKOV, *Conservative finite-difference methods on general grids*, Symbolic and Numeric Computation Series, CRC Press, Boca Raton, FL, 1996. With 1 IBM-PC floppy disk (3.5 inch; HD).
- [42] M. SHASHKOV AND S. STEINBERG, *Solving diffusion equations with rough coefficients in rough grids*, J. Comput. Phys., 129 (1996), pp. 383–405.
- [43] N. SUKUMAR AND E. A. MALSCH, *Recent advances in the construction of polygonal finite element interpolants*, Arch. Comput. Methods Engrg., 13 (2006), pp. 129–163.
- [44] N. SUKUMAR AND A. TABARRAEI, *Conforming polygonal finite elements*, Internat. J. Numer. Methods Engrg., 61 (2004), pp. 2045–2066.
- [45] O. J. SUTTON, *The virtual element method in 50 lines of MATLAB*, Numer. Algorithms, 75 (2017), pp. 1141–1159.
- [46] C. TALISCHI, G. H. PAULINO, A. PEREIRA, AND I. F. M. MENEZES, *PolyMesher: a general-purpose mesh generator for polygonal elements written in Matlab*, Struct. Multidiscip. Optim., 45 (2012), pp. 309–328.

- [47] A. VAZIRI ASTANEH, F. FUENTES, J. MORA, AND L. DEMKOWICZ, *High-order polygonal discontinuous Petrov–Galerkin (PolyDPG) methods using ultraweak formulations*, Comput. Methods Appl. Mech. Engrg., 332 (2018), pp. 686–711.
- [48] R. VERFÜRTH, *A posteriori error estimation techniques for finite element methods*, Numerical Mathematics and Scientific Computation, Oxford University Press, Oxford, 2013.
- [49] E. L. WACHSPRESS, *A rational finite element basis*, Academic Press, Inc. [A subsidiary of Harcourt Brace Jovanovich, Publishers], New York-London, 1975. Mathematics in Science and Engineering, Vol. 114.
- [50] J. XU AND Z. ZHANG, *Analysis of recovery type a posteriori error estimators for mildly structured grids*, Math. Comp., 73 (2004), pp. 1139–1152 (electronic).
- [51] Z. ZHANG AND A. NAGA, *A new finite element gradient recovery method: superconvergence property*, SIAM J. Sci. Comput., 26 (2005), pp. 1192–1213 (electronic).
- [52] O. C. ZIENKIEWICZ AND J. Z. ZHU, *A simple error estimator and adaptive procedure for practical engineering analysis*, Internat. J. Numer. Methods Engrg., 24 (1987), pp. 337–357.
- [53] ———, *The superconvergent patch recovery and a posteriori error estimates. I. The recovery technique*, Internat. J. Numer. Methods Engrg., 33 (1992), pp. 1331–1364.
- [54] ———, *The superconvergent patch recovery and a posteriori error estimates. II. Error estimates and adaptivity*, Internat. J. Numer. Methods Engrg., 33 (1992), pp. 1365–1382.